

SELF-VS: Self-supervised Encoding Learning For Video Summarization

Hojjat Mokhtarabadi^{*1}, Kave Bahraman^{*1}, Mehrdad HosseinZadeh², Mahdi Eftekhari¹

¹Department of Computer Engineering, Shahid Bahonar University of Kerman, Iran

²University of Manitoba

{hojjat.mokhtarabadi, sbahraman, m.eftekhari}@eng.uk.ac.ir, mehrdad@cs.umanitoba.ca

Abstract

Despite its wide range of applications, video summarization is still held back by the scarcity of extensive datasets, largely due to the labor-intensive and costly nature of frame-level annotations. As a result, existing video summarization methods are prone to overfitting. To mitigate this challenge, we propose a novel self-supervised video representation learning method using knowledge distillation to pre-train a transformer encoder. Our method matches its semantic video representation, which is constructed with respect to frame importance scores, to a representation derived from a CNN trained on video classification. Empirical evaluations on correlation-based metrics, such as Kendall's τ and Spearman's ρ demonstrate the superiority of our approach compared to existing state-of-the-art methods in assigning relative scores to the input frames.

Introduction

The explosion of video content on the internet has led to a growing interest in the field of video summarization. With more than 500 hours of video content being uploaded to YouTube every minute, it is becoming increasingly difficult for users to sift through and find relevant information. The goal of video summarization is to condense long videos into shorter clips while preserving the key semantic information. This is particularly useful for applications such as video search and retrieval, video surveillance, and video-based educational systems. Generally speaking, video summarization techniques can be classified into two categories:

1. keyframe-based
2. key-shot-based

The major distinctive factor between these two settings is the granularity level that is considered in a summary generation; the former picks important frames to form a static summary (i.e., storyboard), while the latter first segments a video into shots and then selects the most informative shots to form a dynamic summary (i.e., video skim). This work focuses on the keyframe-based setting.

One of the challenges in video summarization is the lack of large, labeled datasets for training neural networks. Human annotation of videos is a costly and tedious task, and existing datasets such as TVSum(Song et al. 2015) and

^{*}These authors contributed equally.

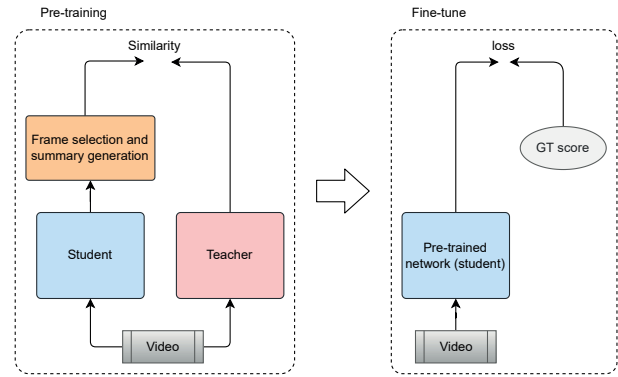


Figure 1: The main objective of our proposed framework is to maximize the similarity between video and summary representations through a teacher-student pre-training process, where the teacher provides a supervisory signal for the student. In the fine-tuning phase, only the pre-trained student is used and teacher is discarded.

SumMe(Gygli et al. 2014) are not large enough for training modern neural networks such as transformers(Vaswani et al. 2017). This is a significant barrier to the development of effective video summarization models.

Recently, (Li and Yang 2021b) proposed a semantically meaningful reward as the similarity between video and generated summary representations. One of the crucial aspects of video summarization is ensuring that the generated summary preserves the semantics of the source video. Motivated by this concept, our approach applies a novel form of self-supervised learning with knowledge distillation which not only allows for efficient utilization of unlabelled data but to generate a summary that maintains semantic similarity to the source video. Our approach is different in a sense that we explicitly try to learn frame scores during pre-training.

More specifically, our proposed method employs a teacher-student scheme in which the teacher provides a global representation (self-supervisory signal) of the video, and the student network selects a subset of frames that closely match to the teacher's representation. The selection procedure is done by assigning a relative score to each frame and our primary choice for teacher and student networks are

transformer encoder and a pre-trained 3D CNN respectively.

As discussed above the benefit of using a self-supervised setting is that the supervision signal is obtained from the data itself, often by leveraging the underlying structure in the data. This enables the model to learn useful representations of video without the need for expensive and time-consuming manual annotation. Despite the simplicity of the design, our method attains state-of-the-art performance in regards to correlation metrics, namely Kendall’s τ and Spearman’s ρ .

The key contributions of this research are summarized as:

- We address the lack of large-scale annotated dataset by leveraging a self-supervised training scheme.
- We introduce a novel integration of teacher-student and self-supervised learning frameworks with the hybrid training scheme.
- Finally, we show that the proposed method achieves state-of-the-art performance on benchmark datasets through extensive experiments.

Related work

This section briefly overviews two main categories of video summarization as well as self-supervised learning framework.

Supervised video summarization

These methods aim to optimize the summary generation process using human-provided annotations. Early works in this area, such as (Zhang et al. 2016) exploited LSTM networks to model variable-range temporal dependencies between video frames. Subsequently, (Zhao, Li, and Lu 2017) addressed the limitations of vanilla LSTM models by proposing a hierarchical LSTM architecture. To further improve the capture of temporal dependencies, (Ji et al. 2019) introduced an attention mechanism. However, global attention models were found to be inadequate in capturing local dependencies, leading to more recent approaches such as (Pan et al. 2022) that propose a combination of local and global attention mechanisms. Despite the progress made in this area, the need for human annotations for training remains a significant limitation, as it can be costly and infeasible in certain scenarios such as military operations.

Unsupervised video summarization

As opposed to supervised methods these techniques attempt to generate summaries without the need for human annotations. Techniques such as (Apostolidis et al. 2020b; Fu, Tai, and Chen 2019; Zhang et al. 2019; Mahasseni, Lam, and Todorovic 2017a) employ GANs to distinguish between generated summaries and the original videos. Other methods such as (Zhou, Qiao, and Xiang 2018; Li et al. 2021) optimize summary generation using human-designed criteria such as frame-level diversity and representativeness. Recent works, such as (Li and Yang 2021a), also incorporates semantic meaningful rewards in addition to diversity and representativeness for improved results.

Despite the progress made in these areas, a common limitation of existing video summarization methods is their reliance on small-scale datasets for training neural networks.

Self-Supervised Learning

Supervised learning has mostly been a dominant paradigm of learning, however as the AI field is progressing, gathering massive amounts of labeled data can become a bottleneck. In the face of this problem, Self-supervised learning (SSL) has emerged as a promising alternative to traditional supervised learning in recent years. This approach utilizes the data itself as the supervisory signal, allowing for the learning of universal representations that can be beneficial for downstream tasks

Self-supervised learning has had significant impact on natural language processing (NLP) models, such as BERT (Devlin et al. 2019) and RoBERTa (Liu et al. 2019), which have been pre-trained in a self-supervised manner and then fine-tuned on downstream tasks such as text classification. Yet in other domains like computer vision, it’s been more challenging to follow this paradigm. Early works in this area, such as (Noroozi and Favaro 2016; Gidaris, Singh, and Komodakis 2018; Larsson, Maire, and Shakhnarovich 2016), focused on changing the data and then asking the network to recognize those changes. More recent works, such as (Chen et al. 2020; He et al. 2020; Grill et al. 2020; Caron et al. 2020), have proposed contrastive and non-contrastive SSL approaches for image data. In the former, the main goal is to augment images into different views and then ask the network which augments originate from the same image whereas in the latter the goal is to approximate views of the same image independent from other images. This work follows a non-contrastive self-supervised learning approach for video summarization.

Background

Transformer

The transformer architecture (Vaswani et al. 2017) is widely regarded as one of the breakthroughs in the field of deep learning. This architecture is composed of two main modules, the encoder and the decoder, which are placed side by side. In this work, we utilize the encoder module, which consists of multiple stacked layers. Each layer is divided into two sub-layers: a self-attention (SA) sub-layer and a position-wise feed-forward network (FFN) sub-layer.

Self attention (SA) Given an input sequence $\{x_i\}_{i=0}^T$ with the length T and $x_i \in \mathbf{R}^d$, SA is responsible for mapping input vectors to new representations based on their similarity to other vectors in the sequence. To be more precise, every vector in the sequence is transformed to a query, key and value vector via linear transformations represented by the matrices $W_q, W_k, W_v \in \mathbf{R}^{d \times a}$ respectively, and a also is the attention space dimension. The new representation is then calculated as a weighted sum of the value vectors, with the weights being determined by the normalized compatibility score between the paired key and query vectors. This is

formulated as below:

$$\text{Attention}(Q, K, V) = \text{softmax}\left(\frac{QK^T}{\sqrt{d}}\right)V \quad (1)$$

where $Q, K, V \in \mathbf{R}^{T \times a}$ are all query, key, and value vectors bundled together. Note that the compatibility function is scaled dot-product and the normalizing is a softmax between scores for each query.

Position-Wised Feed forward network (FFN) In addition to the self-attention sub-layer, a feed-forward network is applied to each vector independently. This sub-layer consists of two linear layers with an activation function in between:

$$\text{FFN}(x) = \text{Activation}(xW_1 + b_1)W_2 + b_2 \quad (2)$$

Main choice of activation function is ReLU (Agarap 2018), however in (Dosovitskiy et al. 2021) authors show that is beneficial to use GeLU (Hendrycks and Gimpel 2016).

Knowledge Distillation

Knowledge distillation, first proposed by (Hinton et al. 2015) is a technique that allows for the transfer of knowledge from a pre-trained model, known as the teacher, to a smaller model, known as the student. The basic idea behind knowledge distillation is that the student model will be able to improve its performance by mimicking the behavior of the teacher model. This method is mostly utilized for model compression and learning from multiple teacher. However, recently in (Touvron et al. 2021) authors demonstrated that distillation training can not only encapsulate knowledge in smaller models but also aid in situations where there is a shortage of proper amounts of data. This is known as "soft-distillation" and is formulated by the following equation:

$$\mathcal{L}_{global} = (1 - \lambda)\mathcal{L}_{CE}(\psi(Z_s), y) + \lambda\tau^2 \text{KL}(\psi(Z_s/\tau), \psi(Z_t/\tau)) \quad (3)$$

where Z_t is the logits of the teacher model and Z_s the logits of the student model. τ is denoted as the temperature for the distillation, λ as a coefficient balancing the Kullback-Leibler divergence loss (KL) and the cross-entropy (\mathcal{L}_{CE}) on ground truth labels y , and ψ is the softmax function.

Method

Deep learning models require large amounts of data to be trained effectively. However, recent studies (Zhou, Qiao, and Xiang 2018; Mahasseni, Lam, and Todorovic 2017a; Jung et al. 2019; Apostolidis et al. 2020a) have shown that current video summarization datasets are not sufficient for proper training of fully supervised models.

This problem can be addressed by a hybrid training scheme where a model is first trained on a large-scale annotated (and related) dataset, and then is fine-tuned on a downstream task with a small amount of annotated data. Nevertheless, the need for a large annotated dataset for pre-training still remains. The problem even amplifies in the video domain as annotations for videos are more costly to collect than for images.

To circumvent this obstacle, we propose a self-supervised learning (SSL) scheme based on a teacher-student framework where publicly available videos can be utilized to train a video representation learning model. The pre-trained model is then fine-tuned on current video summarization datasets. In this section, we detail the proposed model, then further discuss the approach to avoid collapse and finally elaborate on the loss function and fine-tune phase.

SSL pre-training

Algorithm 1: PyTorch-style pseudocode for SELF-VS

```

1 # T: pre-trained teacher network
2 # S: student network
3 # x_t: video (batch_size, 3,
   n_frames, H, W)
4 # x_s: video frames (batch_size,
   n_frames, frame_dim)
5 for x_s, x_t in loader:
6   # w: the weight vector for video
   frames
7   frame_ft, w = S(x_s)
8   cr = T(x_t) # CNN representation
9   # weighted sum to construct
   encoder video representation er
10  er = torch.matmul(weights,
   frame_ft)
11  # loss
12  loss = cross_entropy(er, cr)
13  loss.backward()
14  # optimize only student
15  optimizer.step()
16 # CE loss
17 def cross_entropy(x, y):
18   x = F.softmax(x, dim=1)
19   y = F.softmax(y, dim=1)
20   #
21   loss = -y * torch.log(x)
22   return loss.mean()

```

Our proposed SSL pre-training approach involves the use of two networks: a 3D CNN network trained for video classification as the teacher and a transformer-based encoder as the student. The goal is to leverage the pre-trained 3D CNN to provide a supervisory signal for training the encoder. The intuition behind this approach is that a CNN trained for video classification is capable of capturing the semantics of the entire video. This intuition is particularly beneficial when viewing video summarization as the selection of important frames. By combining frame representations acquired with respect to their relative scores, the student network can be forced to give higher scores to important frames.

In more detail, the video representation is obtained by feeding raw video frames to the teacher network (i.e., the

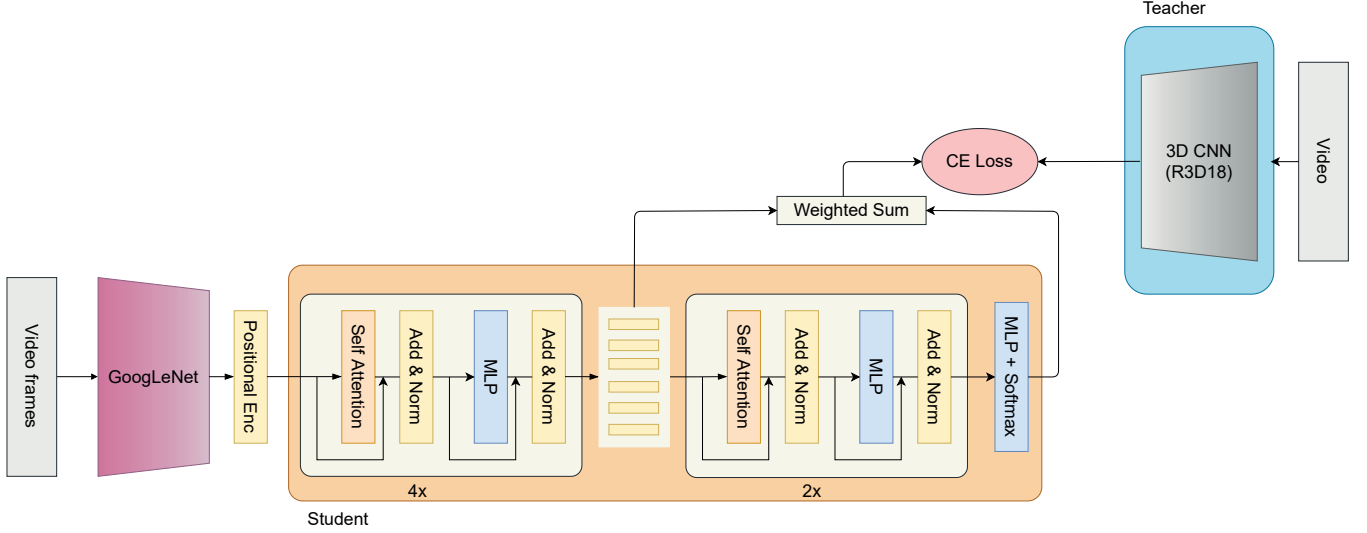


Figure 2: The student network consists of two serial encoders followed by an MLP with softmax activation to assign a relative score to each frame. The teacher network is a simple CNN that takes a video and outputs its representation. Encoder video representations are constructed by a weighted sum between intermediate frame features where weights are the scores assigned to each frame.

3D CNN). The student network then seeks to learn this representation by assigning scores to the video frames and using these scores to compute a weighted sum of its own intermediate frame features. In other words, the student network learns both the frame features and frame importance scores simultaneously. This novel SSL scheme enables the student network to perform well on the downstream task of video summarization.

Given a video v with n frames, to acquire the representation from the student network ϕ_v , intermediate frame features are aggregated with respect to their corresponding scores.

More precisely, at first image features are extracted from the GoogLeNet network, and positional embeddings are then concatenated with them, similar to the approach proposed by (Vaswani et al. 2017). This allows for the inclusion of both visual and positional information in the extracted features. Resulted frame features are then fed to the first encoder which outputs intermediate features $X = \{x_i\}^n \in \mathbb{R}^{n \times d}$.

The intermediate features obtained from the first encoder are subsequently used as input for the second encoder, in conjunction with a position-wise linear transformation $W_s \in \mathbb{R}^d$. These scores are then normalized with softmax to get aggregation weights:

$$W = \text{softmax}(XW_s) \quad (4)$$

where $W = \{w_i\}^n$ contains the frame-level scores. These weights are used in a weighted sum between frame representations to get video representation:

$$\phi_v = \sum_{i=1}^n w_i x_i \quad (5)$$

Because the network learns to assign importance value to frames, this approach can be very effective specifically in video summarization.

Knowledge distillation loss As mentioned before, knowledge distillation is adapted to guide the training process from a pre-trained CNN teacher. In order to align the teacher and student’s representations, initially both output vectors that are obtained from teacher and student model are passed through a softmax function to obtain an output distribution. Then the training process is guided by minimizing the cross-entropy between the CNN’s and encoder’s output distribution. The loss function is formulated as below:

$$\mathcal{L}_{dis}(a, b) = - \sum_{i=0}^n a_i \log b_i \quad (6)$$

where $a, b \in \mathbb{R}^n$ vectors represent CNN and encoder output distribution, respectively. Note that this is a special form of the equation 3 where the left term is absent because there are no supervision labels. The right term can be written as following:

$$KL(a, b) = \sum_{i=0}^n a_i \log a_i - \sum_{i=0}^n a_i \log b_i \quad (7)$$

where the first term is the entropy of CNN distribution and the second term is the cross-entropy between CNN and the encoder distribution. In our case, the left term is discarded because CNN weights are frozen so the left term is always constant and only the right one is optimized.

Fine-tuning

We follow standard training procedure of fine-tuning the network in a supervised manner. However, instead of randomly initializing the weights, the pre-trained weights obtained from the previous phase are used as the starting point. To optimize the network, mean squared error (MSE) between ground truth scores and scores obtained from the network is used as the loss function.

$$\mathcal{L}_S = \frac{1}{M} \sum_{i=0}^{n_j} (s_i - \hat{s}_i)^2 \quad (8)$$

where n_j is the number of frames in the j th video and M is the total number of videos and s_i, \hat{s}_i are the ground truth and the network scores respectively.

Experimental results

In this section, we provide an insight into the experimental environment and compare our approach to other state-of-the-art methods. Furthermore, we study the effect of pre-training and give qualitative results.

Dataset For pre-training, we make use of UCF101(Soomro, Zamir, and Shah 2012) which is an action recognition dataset that contains about 13k videos with durations ranging from 2 to 10 seconds. Additionally, the fine-tuning and evaluation steps are done on two benchmark datasets, TVSum(Song et al. 2015) and SumMe(Gygli et al. 2014). TVSum consists of 50 YouTube videos from the TRECVID Multimedia Event Detection (MED) (Smeaton, Over, and Kraaij 2006). Videos in TVSum vary over 10 different categories where each category shares 5 videos. Each video ranges between 2 to 10 minutes and is annotated by 20 different users. To annotate a video, each user assigns a score between 1-5 to its shots, then these scores are converted to ground truth scores following the procedure in (Song et al. 2015). SumMe is a collection of 25 videos varying in category and camera angle, i.e., first person, third person, and egocentric. Each video in SumMe ranges between 90 to 390 seconds and is annotated by multiple users, therefore multiple ground truth summaries are averaged to form the final ground truth for training.

Evaluation metrics Similar to previous methods, we evaluate our approach by comparing video summaries to human-created summaries and reporting on F-score, which is widely used, as well as correlation-based metrics, namely Kendall’s τ and Spearman’s ρ .

These metrics provide a comprehensive evaluation of the performance of our approach and allow for a better comparison with other state-of-the-art methods.

F-score F-score measures the overlap between human and generated video summary. More specifically, given Precision(P) and Recall(R), F-score is measured by $F = \frac{2RP}{R+P}$ where

$$R = \frac{V_h \cap V_g}{V_h}, P = \frac{V_h \cap V_g}{V_g} \quad (9)$$

and V_h, V_g are user and generated video summaries.

Correlation based metrics (Smeaton, Over, and Kraaij

Method	SumMe	TVSum
DR-DSN(2018)	42.10	58.1
SGAN(2017b)	38.7	50.8
CLIP-It _{uns} (2021)	52.5	63.0
SSPVS(2022)	49.8	60.1
dppLSTM(2016)	38.60	54.70
S-FCN(2018)	47.5	56.8
GLRPE(2020)	50.20	56.10
MC-VSA(2020)	51.6	63.7
CLIP-It(2021)	54.2	66.3
Ours(SELF-VS)	39.80	58.99

Table 1: Experimental results of F-score on SumMe and TVSum datasets. The first row reports the results from unsupervised and self-supervised methods while the second row reports the ones from supervised methods.

2006) proposed correlation-based evaluation to address the limits of F-score. Two ranked correlation coefficients, Kendall’s τ and Spearman’s ρ are used as metrics between the ranking of frames based on their ground truth and predicted frame-level scores.

Multiple user annotations Both F-score and correlation metrics are calculated on multiple user annotations. The average of these metrics is taken to achieve the final result.

Implementation details

Data pre-processing In order to reduce the number of redundant frames in our dataset, we downsampled all videos to two frames per second for both pre-training and fine-tuning. We used the representation of the last layer of the R3D18 model (Tran et al. 2018) that was trained on the kinetics dataset (Carreira and Zisserman 2017) as the video representation. Following the method of previous studies (Zhang et al. 2016; Mahasseni, Lam, and Todorovic 2017a), we processed each frame through GoogleNet (Szegedy et al. 2015) and used the output of the pool5 layer as the frame representation.

Pre-training We pre-trained a 6-layer transformer encoder with a batch size of 512. We used Adam to optimize over 30 epochs with a learning rate of 1e-4 with a linear warm-up on the first 5 epochs and a cosine learning rate decay for the remaining 25 epochs. Our main model uses cross-entropy as knowledge distillation loss.

Fine-tuning To ensure robust evaluation, the model is trained and evaluated on five different data splits for each dataset. To facilitate comparison, we used the five splits provided in (Zhang et al. 2016). We employed batch size 4 and Adam optimization with a learning rate of 1e-3, betas 0.9, 0.999, and weight decay of 1e-4. The network is optimized over 25 epochs. The encoder comprised of 6 layers with 4 heads and a model dimension of 256, resulting in 64-dimensional heads. To further enhance performance, we implemented dropout with a probability of 0.2 after applying positional encoding to features.

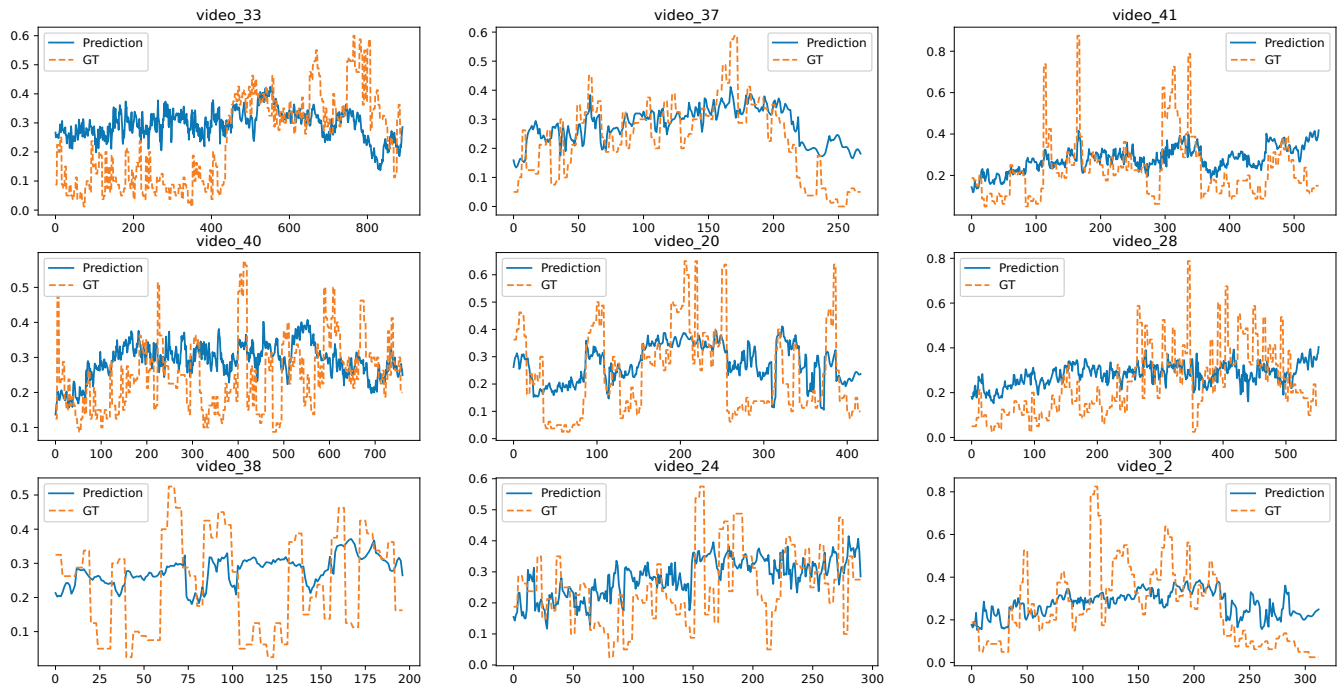


Figure 3: Frame level importance score comparison between models prediction and GT. Videos were selected from TVSum’s first split validation set. Although predicted scores are not the same as GT ones, they match the ups and downs pattern of the GT graph which implicates correct frame ranking.

Infrastructure details All experiments were conducted on the Arch Linux operating system and PyTorch(Paszke et al. 2019) version 1.12.1. We use RTX3060 paired with an intel core i5 processor and 16 gigabytes of memory.

Comparison with other methods

In table 2 and 1 we compare our method to other video summarization methods on TVSum and SumMe datasets. We report published results by authors as well as our approach. The results are in terms of F-score and correlation metrics i.e. Kendall’s τ and Spearman’s ρ .

F-measure It is clear from Table 1 that our approach did not achieve a high F-score. This may be due to the fact that the F-score metric does not take into account a good relative score, which is the focus of our pre-training. Additionally, as noted in (Otani et al. 2019), the F-score is highly dependent on the selection of video segmentation, such as KTS segmentation.

Ranked-based metrics On the other hand in table 2, our approach outperforms state of art methods by a large margin on correlation metrics which suggests its superior strength in producing relatively good scores for frames.

Ablation study

In this section, we analyze the impact of different components from pre-training to fine-tuning on our approach to video summarization.

Method	Kendall’s τ	Spearman’s ρ
Random	0.000	0.000
Human	0.177	0.204
Ground Truth	0.364	0.456
SGAN(2017b)	0.024	0.032
DR-DSN(2018)	0.020	0.026
SumGraph(2020)	0.094	0.138
AudViSum(2021)	0.101	0.146
SSPVS(2022)	0.169	0.231
dppLSTM(2016)	0.042	0.055
HSA-RNN (2018)	0.082	0.088
GLRPE(2020)	0.070	0.091
MC-VSA(2020)	0.116	0.142
RSGN(2022)	0.083	0.090
Ours(SELF-VS)	0.176	0.232

Table 2: The results of Rank-based metrics on TVSum dataset. The second row reports results from some unsupervised and self-supervised methods. The third row shows the results from supervised methods.

Pretrain	Loss	F-score	Kendall's τ	Spearman's ρ
✓	CE	58.99	0.176	0.232
✓	MSE	58.19	0.168	0.221
✗	-	58.34	0.103	0.136

Table 3: Effect of different components on SELF-VS. Models are trained based on the default settings and the results are reported on TVSum.

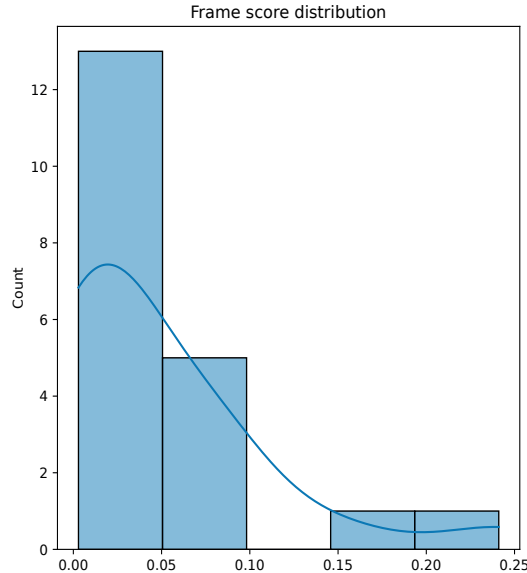


Figure 4: Frames score histogram generated by model in pre-training stage. These scores are used as weights in a weighted sum to construct encoder video representation.

Table 3 presents the performance of our model using different schemes. As can be seen, pre-training the model has a significant impact on performance, which suggests the validity of our pre-training task.

Additionally, we experiment with different loss functions to understand the influence of these on pre-training. Results show that cross-entropy outperforms mean squared error by a small margin, indicating the robustness of our approach to the choice of loss function. As the figure 5 depicts our pre-training scheme aims at predicting relatively meaningful scores for frames. Compared to the random network predicted scores are successful in achieving the overall pattern of the ground truth graph.

Possibility of Collapse

During pre-training, the network may try to cheat by assigning the same score to all frames or only considering a few frames to construct the video representation of the encoder. However, as shown in Figure 3 3, if the model had collapsed during pre-training, the predicted score graph would have been a relatively straight or highly unstable line, indicating that the mentioned collapse does not occur. To further validate this, we visualized the score distribution of the encoder

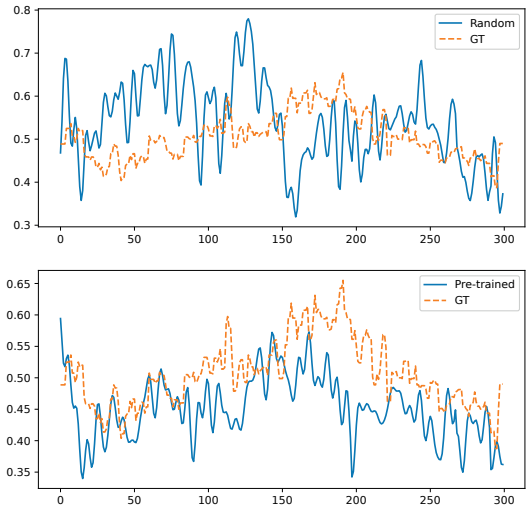


Figure 5: Comparison between randomly initialize network and pre-trained network generated importance score and ground truth averaged over first 300 frames of all videos.

while pre-training in Figure 44. It is clear that neither a uniform nor a dimensional collapse affects our pre-training approach.

Visualizing predicted score

Figure 3 visualizes ground truth scores and model predicted ones from TVSum's first split's validation set after fine-tuning on the training set. Though the model is fine-tuned on the ground truth score, it does not fit the ground truth graph which explains the poor performance on F-measure. However, it assigns relatively correct scores to frames which results in matching frame ordering based on prediction and ground truth scores.

Limitation

Despite the success of our method at assigning relatively good importance scores to video frames, it lags behind when it comes to assigning the exact annotated frame scores. This is in part due to the specific choice of pre-training which does not incorporate true frame scores alongside relative scores. Exploring ways to account for this problem is left as future work.

Conclusion

In this work, we offered a novel self-supervised scheme to deal with the video summarization task. Experimental results suggest that our approach of utilizing an off-the-shelf representation of video as the self-supervision signal and pre-training in a teacher-student manner could be a promising route to learn an effective summary representation. Although our method falls behind in F-score measurements, it achieves state-of-the-art on Rank-based metrics. We suggest that such behavior is in part due to the pre-training strategy which enforces the model to learn relatively decent frame level importance score.

References

- Agarap, A. F. 2018. Deep learning using rectified linear units (relu). *arXiv preprint arXiv:1803.08375*.
- Apostolidis, E.; Adamantidou, E.; Metsai, A. I.; Mezaris, V.; and Patras, I. 2020a. Ac-sum-gan: Connecting actor-critic and generative adversarial networks for unsupervised video summarization. *IEEE Transactions on Circuits and Systems for Video Technology*, 31(8): 3278–3292.
- Apostolidis, E.; Adamantidou, E.; Metsai, A. I.; Mezaris, V.; and Patras, I. 2020b. Unsupervised video summarization via attention-driven adversarial learning. In *International Conference on multimedia modeling*, 492–504. Springer.
- Caron, M.; Misra, I.; Mairal, J.; Goyal, P.; Bojanowski, P.; and Joulin, A. 2020. Unsupervised learning of visual features by contrasting cluster assignments. *Advances in Neural Information Processing Systems*, 33: 9912–9924.
- Carreira, J.; and Zisserman, A. 2017. Quo vadis, action recognition? a new model and the kinetics dataset. In *proceedings of the IEEE Conference on Computer Vision and Pattern Recognition*, 6299–6308.
- Chen, T.; Kornblith, S.; Norouzi, M.; and Hinton, G. 2020. A simple framework for contrastive learning of visual representations. In *International conference on machine learning*, 1597–1607. PMLR.
- Chowdhury, S.; Patra, A.; Dasgupta, S.; and Bhattacharya, U. 2021. AudViSum: Self-Supervised Deep Reinforcement Learning for Diverse Audio-Visual Summary Generation. In *BMVC*.
- Devlin, J.; Chang, M.-W.; Lee, K.; and Toutanova, K. 2019. BERT: Pre-training of Deep Bidirectional Transformers for Language Understanding. In *Proceedings of the 2019 Conference of the North American Chapter of the Association for Computational Linguistics: Human Language Technologies, Volume 1 (Long and Short Papers)*, 4171–4186. Minneapolis, Minnesota: Association for Computational Linguistics.
- Dosovitskiy, A.; Beyer, L.; Kolesnikov, A.; Weissenborn, D.; Zhai, X.; Unterthiner, T.; Dehghani, M.; Minderer, M.; Heigold, G.; Gelly, S.; Uszkoreit, J.; and Houshy, N. 2021. An Image is Worth 16x16 Words: Transformers for Image Recognition at Scale. In *International Conference on Learning Representations*.
- Fu, T.-J.; Tai, S.-H.; and Chen, H.-T. 2019. Attentive and adversarial learning for video summarization. In *2019 IEEE Winter Conference on applications of computer vision (WACV)*, 1579–1587. IEEE.
- Gidaris, S.; Singh, P.; and Komodakis, N. 2018. Unsupervised Representation Learning by Predicting Image Rotations. *ArXiv*, abs/1803.07728.
- Grill, J.-B.; Strub, F.; Altché, F.; Tallec, C.; Richemond, P.; Buchatskaya, E.; Doersch, C.; Avila Pires, B.; Guo, Z.; Gheshlaghi Azar, M.; et al. 2020. Bootstrap your own latent—a new approach to self-supervised learning. *Advances in Neural Information Processing Systems*, 33: 21271–21284.
- Gygli, M.; Grabner, H.; Riemenschneider, H.; and Gool, L. V. 2014. Creating summaries from user videos. In *Euro-pean conference on computer vision*, 505–520. Springer.
- Haopeng, L.; Qihong, K.; Mingming, G.; and Rui, Z. 2022. Video Summarization Based on Video-text Modelling. *arXiv preprint arXiv:2201.02494*.
- He, K.; Fan, H.; Wu, Y.; Xie, S.; and Girshick, R. B. 2020. Momentum Contrast for Unsupervised Visual Representation Learning. *2020 IEEE/CVF Conference on Computer Vision and Pattern Recognition (CVPR)*, 9726–9735.
- Hendrycks, D.; and Gimpel, K. 2016. Gaussian Error Linear Units (GELUs). *arXiv: Learning*.
- Hinton, G.; Vinyals, O.; Dean, J.; et al. 2015. Distilling the knowledge in a neural network. *arXiv preprint arXiv:1503.02531*, 2(7).
- Ji, Z.; Xiong, K.; Pang, Y.; and Li, X. 2019. Video summarization with attention-based encoder–decoder networks. *IEEE Transactions on Circuits and Systems for Video Technology*, 30(6): 1709–1717.
- Jung, Y.; Cho, D.; Kim, D.; Woo, S.; and Kweon, I. S. 2019. Discriminative feature learning for unsupervised video summarization. In *Proceedings of the AAAI Conference on artificial intelligence*, volume 33, 8537–8544.
- Jung, Y.; Cho, D.; Woo, S.; and Kweon, I. S. 2020. Global-and-local relative position embedding for unsupervised video summarization. In *European Conference on Computer Vision*, 167–183. Springer.
- Larsson, G.; Maire, M.; and Shakhnarovich, G. 2016. Learning Representations for Automatic Colorization. In *ECCV*.
- Li, P.; Ye, Q.; Zhang, L.; Yuan, L.; Xu, X.; and Shao, L. 2021. Exploring global diverse attention via pairwise temporal relation for video summarization. *Pattern Recognition*, 111: 107677.
- Li, Z.; and Yang, L. 2021a. Weakly supervised deep reinforcement learning for video summarization with semantically meaningful reward. In *Proceedings of the IEEE/CVF Winter Conference on Applications of Computer Vision*, 3239–3247.
- Li, Z.-H.; and Yang, L. 2021b. Weakly Supervised Deep Reinforcement Learning for Video Summarization With Semantically Meaningful Reward. *2021 IEEE Winter Conference on Applications of Computer Vision (WACV)*, 3238–3246.
- Liu, Y.; Ott, M.; Goyal, N.; Du, J.; Joshi, M.; Chen, D.; Levy, O.; Lewis, M.; Zettlemoyer, L.; and Stoyanov, V. 2019. Roberta: A robustly optimized bert pretraining approach. *arXiv preprint arXiv:1907.11692*.
- Liu, Y.-T.; Li, Y.-J.; and Wang, Y.-C. F. 2020. Transforming multi-concept attention into video summarization. In *Proceedings of the Asian Conference on Computer Vision*.
- Mahasseni, B.; Lam, M.; and Todorovic, S. 2017a. Unsupervised video summarization with adversarial lstm networks. In *Proceedings of the IEEE conference on Computer Vision and Pattern Recognition*, 202–211.
- Mahasseni, B.; Lam, M.; and Todorovic, S. 2017b. Unsupervised Video Summarization With Adversarial LSTM Networks. In *Proceedings of the IEEE Conference on Computer Vision and Pattern Recognition (CVPR)*.

- Narasimhan, M.; Rohrbach, A.; and Darrell, T. 2021. CLIP-It! Language-Guided Video Summarization. In Ranzato, M.; Beygelzimer, A.; Dauphin, Y.; Liang, P.; and Vaughan, J. W., eds., *Advances in Neural Information Processing Systems*, volume 34, 13988–14000. Curran Associates, Inc.
- Noroozi, M.; and Favaro, P. 2016. Unsupervised Learning of Visual Representations by Solving Jigsaw Puzzles. In *ECCV*.
- Otani, M.; Nakashima, Y.; Rahtu, E.; and Heikkilä, J. 2019. Rethinking the evaluation of video summaries. In *Proceedings of the IEEE/CVF Conference on Computer Vision and Pattern Recognition*, 7596–7604.
- Pan, Y.; Huang, O.; Ye, Q.; Li, Z.; Wang, W.-J.; Li, G.; and Chen, Y. 2022. Exploring Global Diversity and Local Context for Video Summarization. *IEEE Access*, 10: 43611–43622.
- Park, J.; Lee, J.; Kim, I.-J.; and Sohn, K. 2020. SumGraph: Video Summarization via Recursive Graph Modeling. In *ECCV*.
- Paszke, A.; Gross, S.; Massa, F.; Lerer, A.; Bradbury, J.; Chanan, G.; Killeen, T.; Lin, Z.; Gimelshein, N.; Antiga, L.; Desmaison, A.; Kopf, A.; Yang, E.; DeVito, Z.; Raison, M.; Tejani, A.; Chilamkurthy, S.; Steiner, B.; Fang, L.; Bai, J.; and Chintala, S. 2019. PyTorch: An Imperative Style, High-Performance Deep Learning Library. In *Advances in Neural Information Processing Systems 32*, 8024–8035. Curran Associates, Inc.
- Rochan, M.; Ye, L.; and Wang, Y. 2018. Video summarization using fully convolutional sequence networks. In *Proceedings of the European conference on computer vision (ECCV)*, 347–363.
- Smeaton, A. F.; Over, P.; and Kraaij, W. 2006. Evaluation campaigns and TRECVID. In *Proceedings of the 8th ACM international workshop on Multimedia information retrieval*, 321–330.
- Song, Y.; Vallmitjana, J.; Stent, A.; and Jaimes, A. 2015. Tvsum: Summarizing web videos using titles. In *Proceedings of the IEEE conference on computer vision and pattern recognition*, 5179–5187.
- Soomro, K.; Zamir, A. R.; and Shah, M. 2012. UCF101: A dataset of 101 human actions classes from videos in the wild. *arXiv preprint arXiv:1212.0402*.
- Szegedy, C.; Liu, W.; Jia, Y.; Sermanet, P.; Reed, S. E.; Anguelov, D.; Erhan, D.; Vanhoucke, V.; and Rabinovich, A. 2015. Going deeper with convolutions. *2015 IEEE Conference on Computer Vision and Pattern Recognition (CVPR)*, 1–9.
- Touvron, H.; Cord, M.; Douze, M.; Massa, F.; Sablayrolles, A.; and Jégou, H. 2021. Training data-efficient image transformers & distillation through attention. In *International Conference on Machine Learning*, 10347–10357. PMLR.
- Tran, D.; Wang, H.; Torresani, L.; Ray, J.; LeCun, Y.; and Paluri, M. 2018. A closer look at spatiotemporal convolutions for action recognition. In *Proceedings of the IEEE conference on Computer Vision and Pattern Recognition*, 6450–6459.
- Vaswani, A.; Shazeer, N.; Parmar, N.; Uszkoreit, J.; Jones, L.; Gomez, A. N.; Kaiser, Ł.; and Polosukhin, I. 2017. Attention is all you need. *Advances in neural information processing systems*, 30.
- Zhang, K.; Chao, W.-L.; Sha, F.; and Grauman, K. 2016. Video summarization with long short-term memory. In *European conference on computer vision*, 766–782. Springer.
- Zhang, Y.; Kampffmeyer, M.; Zhao, X.; and Tan, M. 2019. Dtr-gan: Dilated temporal relational adversarial network for video summarization. In *Proceedings of the ACM Turing Celebration Conference-China*, 1–6.
- Zhao, B.; Li, H.; Lu, X.; and Li, X. 2022. Reconstructive Sequence-Graph Network for Video Summarization. *IEEE Transactions on Pattern Analysis and Machine Intelligence*, 44: 2793–2801.
- Zhao, B.; Li, X.; and Lu, X. 2017. Hierarchical Recurrent Neural Network for Video Summarization. *Proceedings of the 25th ACM international conference on Multimedia*.
- Zhao, B.; Li, X.; and Lu, X. 2018. Hsa-rnn: Hierarchical structure-adaptive rnn for video summarization. In *Proceedings of the IEEE conference on computer vision and pattern recognition*, 7405–7414.
- Zhou, K.; Qiao, Y.; and Xiang, T. 2018. Deep reinforcement learning for unsupervised video summarization with diversity-representativeness reward. In *Proceedings of the AAAI Conference on Artificial Intelligence*, volume 32.