

# Characterizing the Performance of Emerging Deep Learning, Graph, and High Performance Computing Workloads Under Interference

Hao Xu

College of William and Mary  
hxu07@email.wm.edu

Shuang Song

The University of Texas at Austin  
songshuang1990@utexas.edu

Ze Mao

University of Southern California  
zemao@usc.edu

**Abstract**—Throughput-oriented computing via co-running multiple applications in the same machine has been widely adopted to achieve high hardware utilization and energy saving on modern supercomputers and data centers. However, efficiently co-running applications raises new design challenges, mainly because applications with diverse requirements can stress out shared hardware resources (IO, Network and Cache) at various levels. The disparities in resource usage can result in interference, which in turn can lead to unpredictable co-running behaviors. To better understand application interference, prior work provided detailed execution characterization. However, these characterization approaches either emphasize on traditional benchmarks or fall into a single application domain. To address this issue, we study 25 up-to-date applications and benchmarks from various application domains and form 625 consolidation pairs to thoroughly analyze the execution interference caused by application co-running. Moreover, we leverage mini-benchmarks and real applications to pinpoint the provenance of co-running interference in both hardware and software aspects.

## I. INTRODUCTION

Modern computer systems have evolved to employ powerful parallel architectures, including multi-core processors, multi-socket chips, large memory subsystems, and fast network communication. Given such powerful hardware, it is difficult for a single application to achieve the theoretical peak performance. For example, many high-performance computing (HPC) software applications achieve only 5-15% of the peak performance on modern supercomputers [1]. To maximize the hardware usage, researchers consolidate multiple programs onto a single machine, which is known as throughput-oriented computing.

Beyond the HPC systems, the rapid development of cloud environment keeps accepting increasing amount of tasks. Consequently, such quick ramp up leads to a critical energy consumption concern [2, 3, 4] in modern data centers. Cloud service providers have widely adopted the throughput-oriented computing as one of the most effective manners to save energy consumption, as it can consolidate/stack multiple tasks on the shared computing resources and leave unused machines power off. Prior studies [5, 6, 7, 8] have shown that such task consolidation can significantly improve hardware utilization and result in high energy efficiency.

Clearly, the goals of task consolidation are to: (1) increasing the system throughput and (2) improving hardware utilization

and energy efficiency. However, efficiently application co-running in modern data centers is challenging. From the hardware perspective, there are many shared resources, such as last-level cache (LLC) and memory bandwidth, which can be affected by these co-running applications, leading to significant contention [5, 9, 10]. From the software perspective, there are applications in various domains, such as data mining, machine learning, standard benchmarks, HPC, and real-world parallel applications, among others. Applications from different domains can have different requirements (e.g. Quality of Service (QoS)) and different characteristics that can lead to unpredictable co-running behaviors [7, 8, 11]. Given a large variety of individual application’s characteristics, a high throughput-oriented system faces the challenges of understanding and improving task consolidation.

To overcome such challenges, prior work proposed solutions that fall into two categories: task scheduling and code compilation. Task scheduling techniques [8, 11, 12, 13, 14] preempt the applications with non-critical performance requirement and prioritize the QoS-sensitive ones in the contentious period. Code optimization techniques [9, 15, 16] throttle an application’s memory access intensity (e.g., reduce memory instruction issue rate or cache requirement), which results in less interference in shared resources. Both methods heavily rely on the characterization of interference. However, existing approaches [5, 10, 17] provided interference characterizations of either traditional benchmarks (e.g. SPEC CPU2006 [18]) or a single domain (e.g. query-based web service), which provides limited insights into co-running interference of modern applications across various domains. In this paper, we conduct an empirical study to address this issue in prior work.

We summarize our contribution as follows:

- To conduct a comprehensive evaluation of co-running environments, we select 25 emerging applications/benchmarks, including graph analytics, deep learning applications, standard CPU/memory benchmarks, parallel benchmarks, and HPC applications. Most of them are up-to-date ones, such as GeminiGraph [19], SPEC CPU2017 [20], and Microsoft CNTK [21].
- We leverage the selected applications to form 625 consolidated task pairs. The evaluation of each pair is performed three times to obtain the accurate runtime and interference

measurement.

- To understand each application’s characteristics, we analyze its scalability, prefetching sensitivity, and memory bandwidth consumption in the sole-run. We then measure each co-running pair’s runtime and bandwidth usage to truly quantify the interference effect caused by task consolidation. For heavily affected applications, we leverage mini-benchmarks and real applications to deep dive into the provenance of performance degradation from both hardware and software aspects.

We have observed many insightful findings via our experiments. For instance, we find that graph analytic applications are vulnerable to cache and memory contention; they do not degrade their co-runners but can be harmed seriously by memory intensive applications. Moreover, we identify contentious code regions under severe contention, which can benefit software design for minimizing co-running interference. We believe our thorough analysis can benefit future researches from multiple domains.

The rest of the paper is organized as follows. Section II-C reviews the related prior work. Section III-C illustrates our platform configuration, describes selected workloads, and introduces the tools used in experiments. Application’s scalability, prefetching sensitivity, and bottlenecks are discussed in Section IV-C. Then, the results of comprehensive consolidation experiments are presented in Section V-B. Based on these results, we deep-dive to analyze the provenance of interference in Section VI-E. Finally, we conclude this paper in Section VII.

## II. RELATED WORK

Before we demonstrate our evaluation results, we review the state-of-the-art works that characterize interference in task consolidation environments, and minimize interference via scheduling or compilation techniques.

### A. Interference Characterization

To solve the interference issues (e.g., resource contention), a comprehensive analysis is always necessary. Mars et al. [17] leveraged a synthesis engine to characterize interference sensitivity of SPEC CPU2006 benchmarks and identify contentious application code. Moreover, Tang et al. [10] studied the impacts of sharing memory resources on five Google applications (protocol buffer, web search, etc.) and leverage the analysis results to guide thread-to-core mappings for better performance. Cook et al. [5] evaluate the potential hardware cache partitioning schemes for multi-tenant executions formed by PARSEC [22] and SPEC CPU2006 [18] applications. Bubble-up [7] presents a characterization methodology that can predict latency-sensitive tasks’ (e.g. web search) performance degradation caused by shared memory subsystems. To better understand the resource sharing in servers, Dong et al. [23] designed Venice, a hardware prototype, to transparently monitor the consolidation interference at runtime. Other than the interference analysis work, Delimitrou et al. [24] released the iBench benchmark suite, which consists of manual-crafted

benchmarks that can stress different hardware components, such as CPU, cache hierarchy, memory, etc.

### B. Scheduling

Leveraging the comprehensive characterization of application’s performance in multi-tenant environments, many researchers have proposed to minimize the interference effects via scheduling techniques. Zhao et al. [12] proposed delayed preemption and differential scheduling to interleave foreground/background tasks and avoid the co-location case of interfering workloads. Bubble-flux [8] monitored the QoS bounded applications and schedule the background tasks to guarantee the QoS quality of foreground tasks. By training a simple program classifier, Wang et al. [13] created an interference-aware schedule to avoid contentious application pairings. To achieve fair sharing in cloud computing, Chen et al. [11] designed two preemption policies (*preemptive* and *graceful*) for the container-based frameworks. Cooper [6] leveraged the stable matching algorithm to guide task consolidation. Wang et al. [14] presented CC, a scheduling algorithm that leveraged the benefits of contention while supporting limited reservations to reduce interference with fairness guaranteed.

### C. Compilation

Besides the scheduling techniques, Tang et al. [15] proposed the first compilation approach to statically pinpoint and throttle the memory access rate of an application’s contentious region, which resulted in less interference in the co-running environment. Similarly, ReQos et al. [16] leveraged a profile-guided compilation technique to insert marks in contentious code regions. Marked code would reactively reduce pressure on memory subsystems when contention was detected. To solve the inclusion victim problem in co-running environments, Bao et al. [9] used defensive tiling to estimate cache sharing effect and then select optimal tile size that can minimize interference in cache.

## III. EXPERIMENTAL METHODOLOGY

In this section, we provide an overview of the experimental platform, describe the applications in detail, and present two toolsets used for bandwidth measurement and bottleneck detection.

### A. Platform Configuration

Our experiments are performed on a Supermicro 8047R-TRF+ server with 8-core Intel Xeon E5-4650 processor clocked at 2.7GHz. Each core has a private 32K L1 instruction Cache, 32K L1 data Cache and 256K L2 Cache. All cores share a 20MB L3 Cache and 64 GB DRAM. The operation system on this machine is CentOS 7.

Similar to the server configuration in warehouse-scale computing [25, 26, 27], we disable the Hyper-Threading (HT) technology of the machine, as HT can reduce certain application’s performance. Furthermore, to minimize the effects (e.g. context switch) on applications performance, we binded

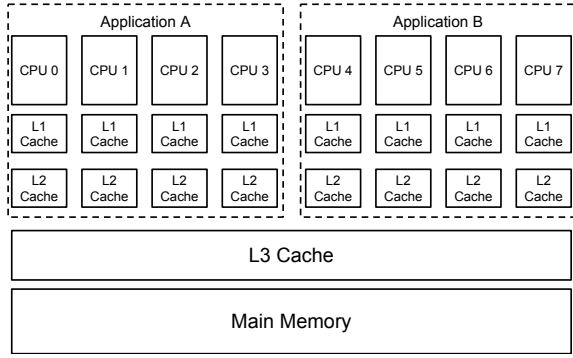


Fig. 1: Experiment Setup

each application to specific cores exclusively. Figure 1 shows the binding configurations for the co-running experiments. All applications are configured with 4 threads. Each application takes 4 physical cores exclusively. With such configuration, the only shared resources are the LLC and the memory subsystem.

### B. Workload Description

We form our workload set using a wide range of applications from 5 application domains: Graph Processing, Deep Learning, SPEC CPU2017, PARSEC and HPC. Table I summarizes the chosen applications. Details of each application suite are summarized as follows:

*a) PowerGraph:* PowerGraph [28] is one of the earliest graph systems that is designed for data mining and analytics. It is implemented in the classic bulk synchronization manner. Techniques used in it have been widely adopted by many other graph frameworks [29, 30, 31, 32, 33].

*b) GeminiGraph:* GeminiGraph [19] is one of the state-of-the-art graph processing frameworks with near-linear scalability. This framework emphasizes on optimizing computation performance via thread-level partitioning and balancing. We choose 5 representative data analytics applications implemented atop it, which include Pagerank (PR), single source shortest path (SSSP), breadth first search (BFS), betweenness centrality (BC), and connected component (CC). We use the *friendster* graph [34] with 65.6 million vertices and 1.8 billion edges in both GeminiGraph and PowerGraph.

*c) CNTK:* CNTK (short for The Microsoft Cognitive Toolkit) [21] is an open-source and commercial grade toolkit of deep learning applications. We deploy 3 applications from this toolkit. ConvNet is an image recognition workload with CIFAR and MNIST datasets. LSTM is a Long Short Term Memory network using CMU-AN4 data input. ATIS a natural language processing workload, which leverages the data from the air travel information system. For these deep learning applications, only the training phase is used for performance measurement.

*d) PARSEC:* The PARSEC benchmark suite [22] is used to represent parallel real-world applications. We use the largest input sets that are designed for native execution. Four benchmarks are chosen from this suite, which are blackscholes, freqmine, swaptions, and streamcluster.

TABLE I: Applications chosen for each Application Suite

Benchmark Suite	Benchmarks
GeminiGraph	PR, BFS, BC, SSSP, CC
PowerGraph	PR, SSSP, CC
CNTK	ConvNet-CIFAR/MNIST, LSTM-AN4, ATIS
PARSEC	freqmine, streamcluster, swaptions, blackscholes
HPC	lulesh, amg2006, IRSmk
SPEC CPU2017	mcf, fotonik3d, deepsjeng nab, xalancbmk, cactuBSSN
mini-benchmarks	Bandit, McCalpin Stream

*e) SPEC CPU2017:* The SPEC CPU2017 benchmark suite is recently released to represent CPU/memory-intensive applications. It is designed to mimic the real-world applications. Using the subsetting methodology suggested by Phansalkar et al. [35], we obtain the performance data (published on SPEC website [20]) submitted by industries and choose 6 benchmarks to represent SPEC CPU2017 suite. CactuBSSN, nab, and fotonik3d are floating-point benchmarks. Xalancbmk, mcf, and deepsjeng are integer benchmarks. To achieve the effect of parallel execution (SPEC rate), multiple copies of each workload are executed simultaneously.

*f) HPC:* Three benchmarks published by Lawrence Livermore National Laboratory are chosen: AMG2006, IRSmk and lulesh. AMG2006 is a parallel algebraic multi-grid solver for linear systems. IRSmk is a parallel nested do-loops that perform a matrix multiply. Lulesh solves the Sedov blast wave problem for one material in 3D.

Other than these real-world applications, we leverage two mini-benchmarks to study specific memory system features such as bandwidth. The two mini-benchmarks are Bandit[36] and Stream [37], both of which are memory stressing benchmarks. The Bandit program continuously issues memory requests, where all requests result in cache misses. Every memory access in Bandit conflicts with its previous one in caches, so such access goes to the main memory. Stream program streams a large amount of data from memory. It has a very regular memory access pattern. Hence, hardware prefetchers help load consecutive cache lines from memory, which results in extremely high memory bandwidth consumption.

### C. Performance Measurement

To measure the bandwidth consumption at runtime, we adopted Intel Processor Counter Monitor (PCM) 2.8 [38] to read MSR registers. PCM provides a set of tools based on its API to monitor performance and energy metrics of Intel processors. We used pcm-memory to measure bandwidth at 10 seconds granularity with extremely low overhead. In addition, we used Intel VTune Amplifier 2017 [39] to find performance bottleneck of problematic co-running pairs. VTune can provide hardware event-based sampling analysis result, with a very low overhead. Beside, it also can attribute event sampling results to specific hot spots.

## IV. RUNNING WITHOUT INTERFERENCE

In this section, we do experiments to explore each application's thread scalability, bandwidth consumption, prefetcher

sensitivity, without co-running.

### A. Thread Scalability

To evaluate each application's thread scalability, we run each application on this machine exclusively with fixed input size. Each application's thread number increases linearly from 1 to 8. The application's execution time is measured to calculate the speedup among different thread counts. For application with a non-negligible data preprocessing phase, we only measure the runtime of the execution phase. For instance, using 4 threads to preprocess the *friendster* graph in GeminiGraph can take approximately 420s, while executing the SSSP application atop it only takes 48.6s. Similar phenomenon can be found in PowerGraph as well. Such preprocessing time is not included in the execution time, as this is a one-time cost and it can be amortized with multiple runs.

As Figure 2a shows, the PowerGraph applications' scalability is good except P-SSSP: P-CC and P-PR scale linearly up to  $6.7\times$ , P-SSSP shows speedup less than  $2\times$ . The low scalability of P-SSSP is caused by the unrealistic assumption that all graph edges have identical weight. Its low scalability is observed in [33] as well. GeminiGraph applications scale well (shown in Figure 2b): all the applications can get more than  $4\times$  scaling factors, and the maximum is up to  $7\times$ . G-PR, G-CC and G-BC grow faster when the number of threads is less than 4, and then their scale factor growth slow down. As shown in Figure 3, these three applications' bandwidth are relatively higher and nearly saturated at 4-thread configuration. Compared to other graph applications, the speedup of G-SSSP on this scale-up test is less sharp. This phenomenon is due to the nature of G-SSSP's irregular memory access pattern [40, 41] rather than the bandwidth bottleneck. Moreover, CNTK applications scalability varies a lot (Figure 2c): CIFAR, MNIST and LSTM have good scalability up to  $6.3\times$ , while ATIS has no scalability. We use the Intel Vtune to profile ATIS and find that ATIS spends 80% of total CPU cycles on `kmp_hyper_barrier_release` function (synchronization bound), when its thread number is above 2. However, this function only costs 28% execution cycles in 2-thread case.

PARSEC applications have good scalability with more than  $4\times$  speedup, especially blackscholes and freqmine's speedup are nearly  $8\times$ . Furthermore, SPEC CPU2017 applications' scalability results are plotted in Figure 2e. CactuBSSN, nab and deepsjeng have perfect linear scalability. However, fotonik3d scales poorly after 4 threads. Since fotonik3d is a memory intensive application, 4 fotonik3d instances cause memory bandwidth to reach its limit in practice. Therefore, the scalability of fotonik3d is relatively low. Finally, Figure 2f shows HPC application's scalability: lulesh scales well, and IRSmk and AMG2006 saturates after 6 threads and 4 threads, respectively. AMG2006 has three different phases, where the first two phases leverage single thread to process input data. In its last phase, it generates intensive memory accesses and yields a medium scalability.

TABLE II: Thread scalability characterization result.

Suite	Low	Medium	High
Powergraph	P-SSSP	-	P-CC, P-PR
Gemini	-	G-SSSP	G-CC, G-BC, G-PR, G-BFS
CNTK	ATIS	CIFAR, LSTM	MNIST
PARSEC	-	streamcluster, blackscholes	swaptions, freqmine
SPEC CPU2017	-	fotonik3d, deepsjeng, cpuxalan	mcf, nab, cactuBSSN
HPC	AMG2006	IRSmk	lulesh

Based on each application's thread scalability performance, we characterize all applications into three categories: low scalability, saturate scalability, and high scalability. Table II presents the thread scalability category for each application. Most graph processing applications (data analytics) have high scalability. For CNTK (machine learning) and HPC workloads, the scalability highly depends on the structure of the application. For SPEC CPU2017 and PARSEC benchmarks, they either saturated around 4-thread or yields high scalability. The information provided by our analysis can help choose the right configuration for execution without wasting hardware resources in the cloud environment.

### B. Bandwidth Analysis

Figure 3 shows each application's bandwidth consumption range with different number of threads, measured by Intel PCM 2.8. Due to the page limit, we only show bandwidth consumption for three configurations: 1-thread, 4-thread, 8-thread, where 1-thread yields the minimal bandwidth usage and 8-thread produces the maximal one.

Similar to the runtime measurement, for graph applications, the bandwidth information is measured in every execution phase. GeminiGraph applications consume higher bandwidth than PowerGraph applications, as GeminiGraph leverages thread-level work stealing technique and achieves better data locality due to the chunking partitioning scheme. Streamcluster in PARSEC, IRSmk and AMG2006 in HPC, fotonik3d and mcf in SPEC CPU2017 consume a larger amount of bandwidth compared to other applications in the same domain. Since we measure bandwidth consumption of each application with different thread configurations, we can verify the correlation between the bandwidth consumption and thread counts. Other than the graph applications discussed in Section IV-A, we find that streamcluster, IRSmk, fotonik3d and CIFAR's bandwidth consumption growth becomes much slower as thread counts scales up from 4 to 8. The scalability of these benchmarks also saturates after 4-thread. We conclude that these benchmarks don't benefit from the increase in thread resources after 4 threads, as they are bounded by other resources, like the memory bandwidth. Workloads, like ATIS, blackscholes, freqmine, swaptions, xalancbmk, deepsjeng and nab, have extremely low bandwidth consumption.

### C. Prefetcher Sensitivity

Next we study each application's sensitivity to hardware prefetchers, as prefetcher is one of the most effective tech-

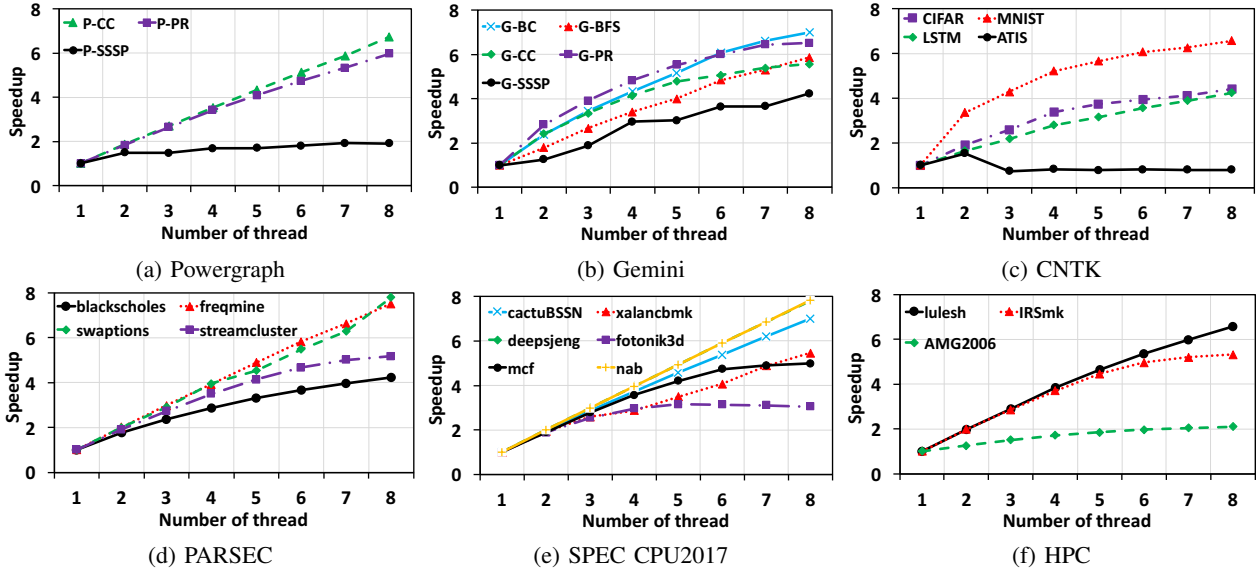


Fig. 2: Normalized speed up for different number of threads of each application.

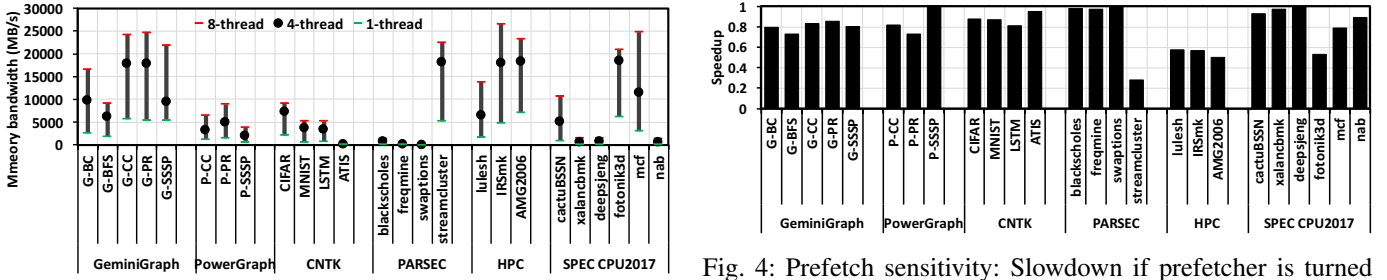


Fig. 3: Memory bandwidth of each application.

niques for data intensive applications. Workloads with regular memory access pattern can benefit a lot from hardware prefetchers. Such applications usually take a lot of bandwidth resource and potentially degrade other co-running application's performance. This sensitivity study can help us identify such applications.

For Sandy Bridge machine, there are four different hardware prefetchers:

- L2 hardware prefetcher: fetches additional cache lines into L2 cache.
- L2 adjacent cache line prefetcher: fetches successive cache lines.
- L1-data cache prefetcher: fetches the next cache line into L1-D cache.
- L1-data cache IP prefetcher: fetches additional cache lines determined by instruction point of previous load history.

For each core, there is a Model Specific Register (MSR) to control hardware prefetchers. Each prefetcher can be activated or deactivated by setting the corresponding MSR bit. Such MSR bits can be found on Ivy Bridge, Haswell, Broadwell processors as well [42].

We fix each application's thread-count and use 4-thread with prefetchers enabled as our baseline. Each application's

Fig. 4: Prefetch sensitivity: Slowdown if prefetcher is turned off

execution time with all prefetchers activated is normalized to the execution time with prefetchers deactivated. Results are plotted in Figure 4. In GeminiGraph and PowerGraph, all graph applications do not benefit from L1/L2 cache prefetchers, as their memory access patterns are not regular enough. Similar to graph applications, machine learning applications in CNTK are not sensitive to prefetchers. However, the root cause can be different, as the memory bandwidth consumption of graph applications is  $2.45\times$  higher than CNTK applications'. Therefore, applications like ATIS is very robust to the availability of prefetchers. Such applications are unlikely to harm other consolidating application.

The streamcluster in PARSEC, HPC applications, and fotonik3d in SPEC CPU2017 are very sensitive to prefetchers, as their performance is slowed down by  $1.18\times$ . All these benchmarks have a regular memory access pattern, and consume significant amount of bandwidth. These applications can potentially cause LLC and memory contention problems in the co-running case.

## V. RUNNING WITH INTERFERENCE

After analyzing each application solely, this section presents our analysis of each application in the co-running environment. For each co-running pair, we classify the two applications as follows.

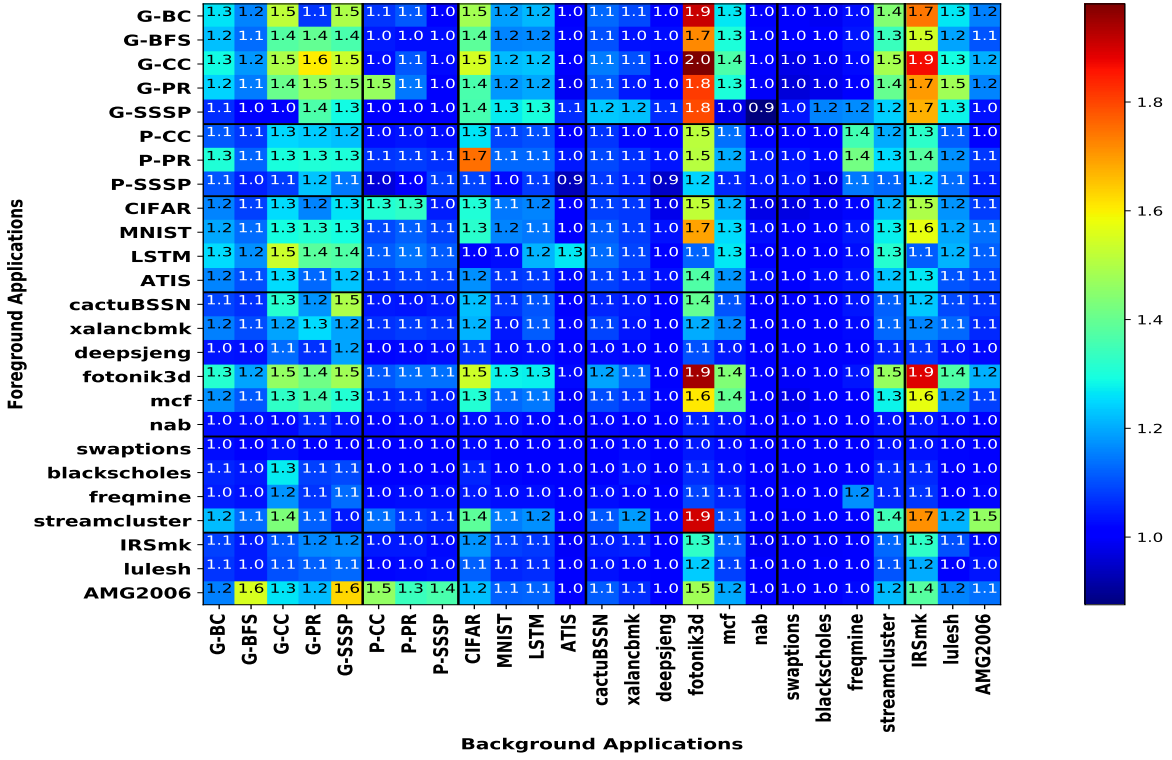


Fig. 5: Normalized execution time of co-running two applications on the shared machine (foreground application on y-axis and background application on x-axis).

- **Background application:** the application executed in background infinitely when foreground benchmark is running. It will be stopped at once, when foreground benchmark stops.
- **Foreground application:** the application executed in foreground, we measure its execution time.

To form a fair sharing setup, each applications' thread number is set to 4. Each thread takes one physical core exclusively. Figure 5 shows a heat map of the normalized execution time of each foreground application to the execution time of the application running without the interfering neighbor. The application shown on y-axis is the foreground task and one shown on x-axis is the corresponding background one.

Based on the change of application's runtime, we define three kinds of relationship for application  $A$  and  $B$  in a co-running pair:

- **Harmony:** Both  $A$  and  $B$  in the co-running pair performs well in multi-tenant execution. No matter  $A$  or  $B$  is treated as foreground application, its relative execution time is  $< 1.5\times$ .
- **Victim-Offender:** The runtime of application  $A$  in co-running pair is increased by  $\geq 1.5\times$ , while  $B$  performs relatively well (runtime increment  $< 1.5\times$ ).
- **Both-Victim:** The performance of both application  $A$  and  $B$  are severely impacted. Compared to the sole-run, both  $A$ 's and  $B$ 's runtime increase  $\geq 1.5\times$ .

In the cloud computing or warehouse-scale computing, the **Harmony** relationship is the most preferable one, as it

can significantly increase the hardware utilization rate, which results in higher overall throughput and energy efficiency. **Victim-Offender** is also acceptable, as long as the foreground task maintains its performance at a pre-defined level (not a victim). **Both-Victim** should be definitely avoided.

#### A. Performance Degradation of Co-running Pairs

As shown in Figure 5, we can find most of the co-running pairs are in a **Harmony** relationship. Especially, when swaptions, nab, deepsjeng and blackscholes are treated as background applications, any foreground applications' execution time increases less than 10%. Besides, no matter which background application is chosen to co-run with these benchmarks, their execution time is affected very little (less than 10%). These benchmarks are more "friendly" for the shared-resource environment. From bandwidth perspective (shown in Figure 3), the bandwidth consumption of these workloads is much less than the overall bandwidth resource the whole system can supply.

We also find several **Victim-Offender** co-running pairs: G-CC with CIFAR, G-CC with fotonik3d, P-PR with fotonik3d, IRSmk with fotonik3d, etc. For example, when G-CC is co-locating with CIFAR, the execution time of G-CC is increased by nearly 54.7% as compared to its runtime in no-interference case. However, CIFAR's slowdown is only 25%. Therefore, we can clearly conclude that G-CC is the victim and CIFAR is the offender in this pair. When G-CC is running with fotonik3d, G-CC's performance is even worse, with the execution time goes up to 198%, while fotonik3d's execution time only grows 46%.

That means fotonik3d incurs more interference/contention to G-CC than that to CIFAR. For all of these **Victim-Offender** co-running pairs shown in Figure 5, we can conclude that graph analytical applications are more likely to be **Victim**. CIFAR, fotonik3d, and IRSmk are offenders frequently. We can find some hints from individual study of each benchmark from Section IV-C. Fotonik3d and IRSmk have high memory bandwidth consumption and are very prefetcher sensitive. Therefore, we can conclude that application with a regular access pattern and high bandwidth cost is more likely to be a **Offender** in co-running environments. Note that AMG2006 is an exception here. As aforementioned, the third phase of AMG2006 consumes a large amount of bandwidth, which only lasts for a short execution period.

Finally, our experiments also reveal couple of **Both-Victim** co-running pairs, such as CIFAR with fotonik3d. For this co-running pair, the execution time of CIFAR and fotonik3d increase by 52% and 54%, respectively. Both of these benchmarks affect each other. Such consolidating pairs should definitely be avoided for cloud/warehouse-scale computing.

### B. Bandwidth consumption of co-running pairs

After analyzing applications' co-running performance, we leverage the Intel PCM tool to collect the bandwidth consumption of these co-running pairs. In this paper, we are interested in two types of co-running pairs: **Victim-Offender** (e.g. foreground task is the victim) and **Both-Victim**. Because these two types of co-running pairs can either hurt user's experience by increasing foreground task's runtime or minimize the overall system throughput. To evaluate the bandwidth consumption of these two types of co-running pairs, we choose 5 co-running pairs to analyze. We also take each application's bandwidth consumption in these 5 co-running pairs for comparison. The baseline of such comparison is measured when the application is running alone. The bandwidth information is summarized in Table III. The bandwidth consumption of all co-running pairs is less than the summation of two application's bandwidth consumption. All application in Table III are memory intensive ones, which can generate a significant amount of traffic on the bus. Pairing foreground tasks with them can diminish their responsiveness or elongate their execution time. Pairing such applications together can stress out the memory bandwidth, which results in reduced system throughput. After showing these phenomenon, we leverage the profiling tools (Vtune) to deep dive into these applications for the root cause of slow down.

## VI. PROVENANCE OF INTERFERENCE

To identify the impact of co-running on shared hardware resource and contentious code region of the consolidating task, we deploy mini-benchmarks to study interference of each application, and present collected performance statistics in this section. Moreover, here we also discuss the insights obtained from comparing the profiling results of co-running with mini-benchmarks to the ones of consolidating with real applications.

TABLE III: Bandwidth Consumption of Specific Co-running Pairs.

Co-running Pairs	Bandwidth Consumption(GB/S)		
	Co-running pair	Application A	Application B
CIFAR(A) with fotonik(B)	18.0	7.3	18.4
IRSmk(A) with fotonik(B)	24.5	18.1	18.4
CC-G(A) with fotonik(B)	18.6	17.8	18.4
CC-G(A) with IRSmk(B)	26.3	17.8	18.1
CC-G(A) with CIFAR(B)	18.6	17.8	18.0

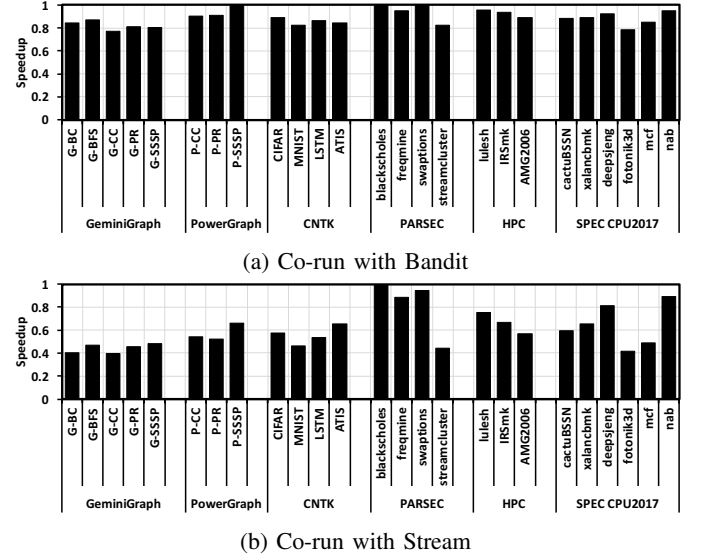


Fig. 6: Speedup for applications co-running with mini-benchmarks.

### A. Performance Metrics for Analyzing Problematic Co-running Pairs

To analyze the root-cause of performance degradation in the multi-tenant environment, we use the Intel Vtune profile to collect memory related hardware event statistics and map such results to the contentious code region in the application. The metrics of profiled hardware events are summarized as follows:

- CPI: cycles per instruction.
- L2 misses: the number of L2 cache misses.
- L2\_PCP: L2 Pending Cycle Percent, which is the ratio of all CPU cycles pending on L2 cache miss.
- LLC MPKI: misses of LLC per 1000 instructions.
- LL: average latency of load from LLC or memory, roughly equal to average latency per L2 misses.

Here, L2 pending cycles can be split into two parts: cycles spent on LLC and cycles spent on memory access. Both LLC and memory subsystem are the shared resources in our co-running configuration. Therefore, we use LL to quantify the average latency happened at shared resource, which is defined as:

$$LL = \frac{CPI * L2\_PCP}{L2 \text{ misses count per instruction}}$$



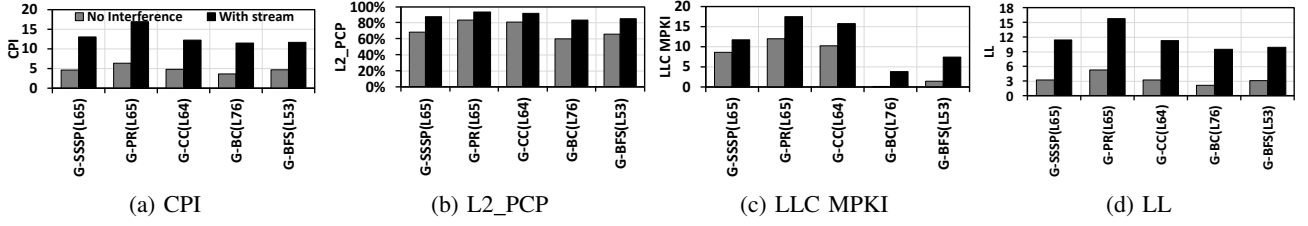


Fig. 7: Performance metrics for Gemini Graph applications co-running with Stream.

In our co-running setup, two applications do not share physical cores, and each physical core owns private L1/L2 cache. Hence, L2 misses count per instruction is considered to be a fixed value for each application with a unvarying core count, regardless of the interference caused by task co-execution. Consequently, LL is driven by CPI and L2\_PCP.

### B. Co-running with Mini-benchmarks

We choose two mini-benchmarks consuming high bandwidth: Stream and Bandit, introduced in section III-C. To evaluate each benchmark’s sensitivity to different memory access patterns, we co-run all of the 25 applications with these mini-benchmarks. Here, mini-benchmark is deployed as a background application, which takes 4 physical cores.

Figure 6a and 6b show the normalized execution time for each application when co-running with Bandit and Stream, respectively. Compared to co-running with Stream, applications co-running with Bandit have a relatively smaller slowdown ranging between  $0.77\times$  to  $1.0\times$ . Among all applications, GeminiGraph applications’ execution time gets affected the most, as the average slowdown is  $0.82\times$ . Even though PowerGraph applications analyze the same graph input, the interference only slows them down by an average of  $0.93\times$ . Other than the graph applications, the execution time of streamcluster and fotonik3d increase by 21% and 27%, respectively. Based on the Intel PCM’s measurement, Bandit consumes memory bandwidth at a rate of 18GB/s, when it is running alone with 4 thread slots provided. Since Bandit doesn’t benefit from cache and hardware prefetchers, it only stresses the bandwidth resource in the co-executing environments. Our experiment shows that the bandwidth contention at such level can not impact emerging applications’ performance too much.

When applications co-locate with Stream, they suffer more in terms of performance, as the average slowdown of 25 application drops to  $0.61\times$ . The average runtime of GeminiGraph applications’ and PowerGraph applications’ execution time is increased to 208%. Only few applications avoid such tremendous performance degradation: blackscholes, freqmine, swaptions, deepsjeng and nab. These benchmarks consume very little bandwidth resource, as we previously showed in Figure 3. The highest practical memory bandwidth of our system is approximately 28 GB/s. Running a 4-thread Steam benchmark alone can produce 24.5 GB/s bandwidth consumption. Such high bandwidth consumption is due to the regular memory access pattern that can be benefited by hardware prefetchers a lot. Other than the memory bandwidth,

co-executing applications also share the LLC, which can be severely impacted by the memory intensive applications like Stream as well. Compared to other applications, We find that data analytical applications on GeminiGraph have the worst performance degradation co-running with Stream.

Due to the space limit, Figure 7 only demonstrates 5 GeminiGraph applications’ comparisons of co-running with Stream and running alone without interference in terms of LLC MPKI, CPI, L2\_PCP, and LL. As shown in Figure 7c, the LLC MPKI of each application also increases by  $2.6\times$  due to the LLC contention. Both Stream and graph applications benefit from the LLC. However, two applications compete for the limited space of last level cache, causing the increment of LLC misses for graph applications. The combination of the interference effect from the LLC and memory bandwidth results in high LC\_PCP, which means most of the execution cycles are spent on waiting for the data loaded from LLC or memory. Especially for G-PR, LC\_PCP reaches 93% of total cycles. Such memory bottleneck worsens the overall CPI of each graph application. Figure 7a shows that every application’s CPI increases more than  $2\times$ , which is highly correlated to the overall runtime elongation. Consequently, LL driven by CPI and L2\_PCP also gets a more than  $2\times$  increase for each application (shown in Figure 7b). Compared to other graph applications in GeminiGraph, G-BFS and G-BC are less memory-intensive, as these applications only iterate and update each vertex once. Such lightweight memory access can be well serviced by the LLC cache. However, when they are sharing the LLC with Stream, LLC MPKI of both application dramatically increases, as shown in Figure 7c.

The co-running experiments with two mini-benchmarks help to verify the conclusion in the previous section: applications with the following two properties :

- Large amount of memory accesses with regular pattern
- Consuming large portion of bandwidth

will easily degrade performance of memory intensive applications. Applications with the such properties can also impact graph benchmarks a lot, we will analysis it in the next subsection.

### C. GeminiGraph Applications

In section V-B, we demonstrate graph applications suffer from co-running with fotonik3d, IRSmk and CIFAR applications. Figure 8 shows CPI, L2\_PCP and MPKI comparison of co-running with three **Offender** applications and running alone without interference. The LLC MPKI of each application increases up to 18%. All applications benefit from LLC.



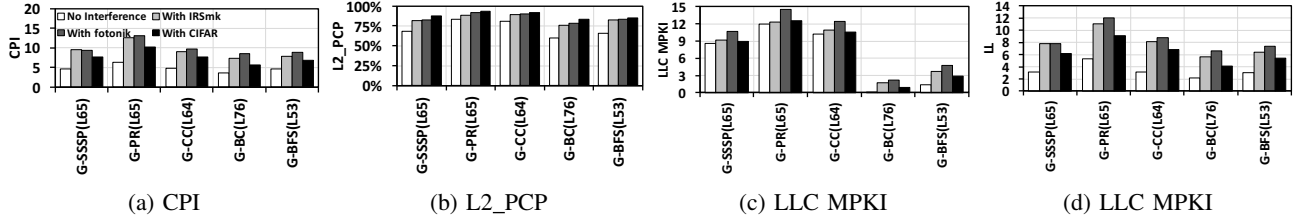


Fig. 8: Performance metrics for Gemini Graph applications co-running with offender applications.

TABLE IV: Profiling results of P-PR and fotonik3d.

Metric	Foreground Application	No Interference	With IRSmk	With CIFAR	With fotonik3d	With G-SSSP
CPI	P-PR (gather)	2.3	3.7	3.5	4.3	-
	fotonik3d (UUS)	2.0	3.6	3.2	-	1.8
LLC MPKI	P-PR (gather)	3.9	5.2	4.8	4.8	-
	fotonik3d (UUS)	20.9	22.1	21.1	-	21.3
L2_PCP	P-PR (gather)	71%	80%	79%	83%	-
	fotonik3d (UUS)	65%	80%	81%	-	63%
LL	P-PR (gather)	1.7	2.9	2.8	3.6	-
	fotonik3d (UUS)	1.3	2.9	2.6	-	1.2

The interference on LLC caused by these three **Offender** applications is not as severe as Stream. However, high L2\_PCP of all co-running pairs means LLC and memory subsystem are the bottleneck. Correspondingly, LL also increases more than 100%.

Similar to Stream, Fotonik3d and IRSmk have a very regular memory access pattern. However, they are not as harmful as Stream, as purely regular memory access pattern is impossible to achieve in the real world applications. Since CIFAR’s memory access pattern is less regular than fotonik3d and IRSmk, CIFAR’s impact on graph applications are much less than IRSmk and fotonik3d. As shown in Figure 5, only GeminiGraph applications co-running with CIFAR have a normalized execution time below 1.5, except for G-CC.

```

63 [&](VertexId dst, VertexAdjList<Empty> incoming_adj) {
64     double sum = 0;
65     for (AdjUnit<Empty> * ptr=incoming_adj.begin; ptr!=
66         incoming_adj.end; ptr++) {
67         VertexId src = ptr->neighbour;
68         sum += curr[src];
69     }
69     graph->emit(dst, sum);
70 }

```

Fig. 9: Code for Pagerank Gemini (G-PR), line number from 63 to 70 for pagerank.c

```

63 double gather(icontext_type & context, const vertex_type
64     & vertex, edge_type& edge) const {
64     // printf("%ld", edge.source().num_out.edges());
65     return (edge.source().data() / edge.source().
66         num_out_edges());
66 }

```

Fig. 10: Code for Pagerank Powergraph (P-PR), line number from 63 to 66 for pagerank.c

#### D. PowerGraph Applications

P-PR is the only graph application in PowerGraph that suffers from co-running with fotonik3d, CIFAR and IRSmk. For P-PR, function `gather` takes most of the CPU execution cycles. The code of `gather` is demonstrated in Figure 10. The `gather` function is responsible for loading all the value of connected edges. Such massive data loading phase in graph applications (implemented in `gather-apply-scatter` execution model) can be heavily impacted, when co-running with fotonik3d, CIFAR and IRSmk. Identifying the contentious code region in the graph application can benefit system designers to carry out more robust graph computation model. Meanwhile, it can help compiler designer to relief the interference impact at the source code level.

Similar to GeminiGraph applications, P-PR also benefits from the LLC. As shown in Table IV, LLC MPKI increases nearly 30%. Three **Offender** applications cause intensive LLC contention. Due to the high L2\_PCP (up to 83%) and high LL, P-PR is bounded by LLC and memory bandwidth. The memory burden of PowerGraph is less than GeminiGraph, and the performance of PowerGraph is worse than GeminiGraph. As a result, the interference impact brought by three **Offender** applications (fotonik3d, IRSmk, CIFAR) on PowerGraph is much less than that on GeminiGraph.

#### E. Fotonik3d

Even though fotonik3d offends other co-running applications severely (e.g. graph applications), it is impacted by other **Offender** applications like CIFAR and IRSmk. In Table IV, Fotonik3d’s profiling results are compared between co-runs and sole-run. Fotonik3d’s LLC MPKI is more than 20 when running alone without interference. It doesn’t change too much after co-running with the other two **Offender** applications. Therefore, LLC contention is not the root-cause for the performance loss. However, L2\_PCP increases from 65% to nearly 80%, which shows that memory bandwidth becomes the bottleneck. Memory bandwidth bottleneck causes LL increase more than 1×. Both fotonik3d and IRSmk have a very regular memory access pattern and consume large portion of available bandwidth. When they are formed as a co-execution pair, fotonik3d suffers more than IRSmk. Compared to consolidating with CIFAR, fotonik3d losses more performance, when it shares the hardware resource with IRSmk. Such performance degradation is not observed in the co-execution with G-SSSP.

## VII. CONCLUSION

In this paper, we systematically study the interference when multiple applications co-run on the same machine. We empirically investigate 25 modern programs from various application domains, such as data mining, machine learning, standard benchmarks, HPC, and real-world parallel applications, among others. We conduct 625 pairs of co-running settings to obtain deep insights of understanding execution interference and identify its root causes in both hardware and software. Our findings help understand the characteristics (e.g., harmony, victim-offender, or both-victim) of individual applications to execution interference. Moreover, the root cause analysis associates the interference sensitivity with source code regions. The insights provided by this paper will benefit both hardware and software design for throughput-oriented computing systems. Due to the page limit, some interesting findings are omitted. Hence, a repository that contains all the experiment results will be provided after acceptance of the paper.

## REFERENCES

- [1] R. Egawa, K. Komatsu, S. Momose, Y. Isobe, A. Musa, H. Takizawa, and H. Kobayashi, "Potential of a modern vector supercomputer for practical applications: performance evaluation of sx-ace," *The Journal of Supercomputing*, vol. 73, pp. 3948–3976, Sep 2017.
- [2] "Scaling up energy efficiency across the data center industry," Issue Paper, 2014.
- [3] M. A. Islam, H. Mahmud, S. Ren, and X. Wang, "Paying to save: Reducing cost of colocation data center via rewards," in *High Performance Computer Architecture (HPCA), 2015 IEEE 21st International Symposium on*, pp. 235–245, IEEE, 2015.
- [4] M. A. Islam, X. Ren, S. Ren, A. Wierman, and X. Wang, "A market approach for handling power emergencies in multi-tenant data center," in *2016 IEEE International Symposium on High Performance Computer Architecture (HPCA)*, pp. 432–443, March 2016.
- [5] H. Cook, M. Moreto, S. Bird, K. Dao, D. A. Patterson, and K. Asanovic, "A hardware evaluation of cache partitioning to improve utilization and energy-efficiency while preserving responsiveness," in *Proceedings of the 40th Annual International Symposium on Computer Architecture, ISCA '13*, (New York, NY, USA), pp. 308–319, ACM, 2013.
- [6] Q. Llull, S. Fan, S. M. Zahedi, and B. C. Lee, "Cooper: Task colocation with cooperative games," in *High Performance Computer Architecture (HPCA), 2017 IEEE International Symposium on*, pp. 421–432, IEEE, 2017.
- [7] J. Mars, L. Tang, R. Hundt, K. Skadron, and M. L. Soffa, "Bubble-up: Increasing utilization in modern warehouse scale computers via sensible co-locations," in *Proceedings of the 44th Annual IEEE/ACM International Symposium on Microarchitecture, MICRO-44*, (New York, NY, USA), pp. 248–259, ACM, 2011.
- [8] H. Yang, A. Breslow, J. Mars, and L. Tang, "Bubble-flux: Precise online qos management for increased utilization in warehouse scale computers," in *Proceedings of the 40th Annual International Symposium on Computer Architecture, ISCA '13*, (New York, NY, USA), pp. 607–618, ACM, 2013.
- [9] B. Bao and C. Ding, "Defensive loop tiling for shared cache," in *Proceedings of the 2013 IEEE/ACM International Symposium on Code Generation and Optimization (CGO)*, CGO '13, (Washington, DC, USA), pp. 1–11, IEEE Computer Society, 2013.
- [10] L. Tang, J. Mars, N. Vachharajani, R. Hundt, and M. L. Soffa, "The impact of memory subsystem resource sharing on datacenter applications," in *Proceedings of the 38th Annual International Symposium on Computer Architecture, ISCA '11*, (New York, NY, USA), pp. 283–294, ACM, 2011.
- [11] W. Chen, J. Rao, and X. Zhou, "Preemptive, low latency datacenter scheduling via lightweight virtualization," in *2017 USENIX Annual Technical Conference (USENIX ATC 17)*, (Santa Clara, CA), pp. 251–263, USENIX Association, 2017.
- [12] Y. Zhao, J. Rao, and Q. Yi, "Characterizing and optimizing the performance of multithreaded programs under interference," in *Proceedings of the 2016 International Conference on Parallel Architectures and Compilation, PACT '16*, (New York, NY, USA), pp. 287–297, ACM, 2016.
- [13] L. Wang, R. Wang, C. Fu, Z. Luan, and D. Qian, *Interference-Aware Program Scheduling for Multicore Processors*, pp. 436–445. Cham: Springer International Publishing, 2013.
- [14] J. Wang, N. Abu-Ghazaleh, and D. Ponomarev, "Controlled contention: Balancing contention and reservation in multicore application scheduling," in *2015 IEEE International Parallel and Distributed Processing Symposium*, pp. 946–955, May 2015.
- [15] L. Tang, J. Mars, and M. L. Soffa, "Compiling for niceness: Mitigating contention for qos in warehouse scale computers," in *Proceedings of the Tenth International Symposium on Code Generation and Optimization, CGO '12*, (New York, NY, USA), pp. 1–12, ACM, 2012.
- [16] L. Tang, J. Mars, W. Wang, T. Dey, and M. L. Soffa, "Repos: Reactive static/dynamic compilation for qos in warehouse scale computers," in *Proceedings of the Eighteenth International Conference on Architectural Support for Programming Languages and Operating Systems, ASPLOS '13*, (New York, NY, USA), pp. 89–100, ACM, 2013.
- [17] J. Mars, L. Tang, and M. L. Soffa, "Directly characterizing cross core interference through contention synthesis," in *Proceedings of the 6th International Conference on High Performance and Embedded Architectures and Compilers, HiPEAC '11*, (New York, NY, USA), pp. 167–176, ACM, 2011.
- [18] "SPEC CPU2017," <https://www.spec.org/cpu2017/>. [Accessed: 09-15-2017].
- [19] X. Zhu, W. Chen, W. Zheng, and X. Ma, "Gemini: A computation-centric distributed graph processing system," in *12th USENIX Symposium on Operating Systems Design and Implementation (OSDI 16)*, (GA), pp. 301–316, USENIX Association, 2016.
- [20] "SPEC CPU2017," <https://www.spec.org/cpu2017/>. [Accessed: 09-15-2017].
- [21] F. Seide and A. Agarwal, "Cntk: Microsoft's open-source deep-learning toolkit," in *Proceedings of the 22nd ACM SIGKDD International Conference on Knowledge Discovery and Data Mining, KDD '16*, (New York, NY, USA), pp. 2135–2135, ACM, 2016.
- [22] C. Bienia, S. Kumar, J. P. Singh, and K. Li, "The parsec benchmark suite: Characterization and architectural implications," in *Proceedings of the 17th International Conference on Parallel Architectures and Compilation Techniques*, October 2008.
- [23] J. Dong, R. Hou, M. Huang, T. Jiang, B. Zhao, S. A. McKee, H. Wang, X. Cui, and L. Zhang, "Venice: Exploring server architectures for effective resource sharing," in *High Performance Computer Architecture (HPCA), 2016 IEEE International Symposium on*, pp. 507–518, IEEE, 2016.
- [24] C. Delimitrou and C. Kozyrakis, "ibench: Quantifying interference for datacenter applications," in *2013 IEEE International Symposium on Workload Characterization (IISWC)*, pp. 23–33, Sept 2013.
- [25] "Tacc stampede user guide," <https://portal.tacc.utexas.edu/user-guides/STAMPEDE>. [Accessed: 07-11-2017].
- [26] "Tacc lonestar user guide," <https://portal.tacc.utexas.edu/user-guides/lonestar>. [Accessed: 07-11-2017].
- [27] "Disabling intel hyper-threading technology on amazon linux," <https://aws.amazon.com/blogs/compute/disabling-intel-hyper-threading-technology-on-amazon-linux/>. [Accessed: 07-11-2017].
- [28] J. E. Gonzalez, Y. Low, H. Gu, D. Bickson, and C. Guestrin, "Powergraph: Distributed graph-parallel computation on natural graphs," in *Presented as part of the 10th USENIX Symposium on Operating Systems Design and Implementation (OSDI 12)*, (Hollywood, CA), pp. 17–30, USENIX, 2012.
- [29] C. Xie, R. Chen, H. Guan, B. Zang, and H. Chen, "Sync or async: Time to fuse for distributed graph-parallel computation," in *Proceedings of the 20th ACM SIGPLAN Symposium on Principles and Practice of Parallel Programming, PPoPP 2015*, (New York, NY, USA), pp. 194–204, ACM, 2015.
- [30] R. Chen, J. Shi, Y. Chen, and H. Chen, "Powerlyra: Differentiated graph computation and partitioning on skewed graphs," in *Proceedings of the Tenth European Conference on Computer Systems, EuroSys '15*, (New York, NY, USA), pp. 1:1–1:15, ACM, 2015.
- [31] M. Zhang, Y. Wu, K. Chen, X. Qian, X. Li, and W. Zheng, "Exploring the hidden dimension in graph processing," in *12th USENIX Symposium on Operating Systems Design and Implementation (OSDI 16)*, (GA), pp. 285–300, USENIX Association, 2016.
- [32] M. LeBeane, S. Song, R. Panda, J. H. Ryoo, and L. K. John, "Data partitioning strategies for graph workloads on heterogeneous clusters," in *SC15: International Conference for High Performance Computing, Networking, Storage and Analysis*, pp. 1–12, Nov 2015.
- [33] S. Song, M. Li, X. Zheng, M. LeBeane, J. H. Ryoo, R. Panda, A. Gerstlauer, and L. K. John, "Proxy-guided load balancing of graph processing workloads on heterogeneous clusters," in *2016 45th International Conference on Parallel Processing (ICPP)*, pp. 77–86, Aug 2016.
- [34] J. Leskovec and A. Krevl, "SNAP Datasets: Stanford large network dataset collection," <http://snap.stanford.edu/data>, June 2014.
- [35] A. Phansalkar, A. Joshi, and L. K. John, "Analysis of redundancy and application balance in the spec cpu2006 benchmark suite," in *Proceedings of the 34th Annual International Symposium on Computer Architecture, ISCA '07*, (New York, NY, USA), pp. 412–423, ACM, 2007.
- [36] H. Xu, S. Wen, A. Gimenez, T. Gamblin, and X. Liu, "Dr-bw: Identifying bandwidth contention in numa architectures with supervised learning," in *Parallel and Distributed Processing Symposium (IPDPS), 2017 IEEE International*, pp. 367–376, IEEE, 2017.
- [37] J. D. McCalpin, "Memory bandwidth and machine balance in current high performance computers," *IEEE Computer Society Technical Committee on Computer Architecture (TCCA) Newsletter*, pp. 19–25, Dec. 1995.
- [38] "Intel PCM," <https://github.com/opcm/pcm>. [Accessed: 08-12-2017].
- [39] "Intel Vtune," <https://software.intel.com/en-us/intel-vtune-amplifier-xe>. [Accessed: 08-12-2017].
- [40] M. Burtcher, R. Nasre, and K. Pingali, "A quantitative study of irregular programs on gpus," in *2012 IEEE International Symposium on Workload Characterization (IISWC)*, pp. 141–151, Nov 2012.
- [41] M. A. O'Neil and M. Burtcher, "Microarchitectural performance characterization of irregular gpu kernels," in *2014 IEEE International Symposium on Workload Characterization (IISWC)*, pp. 130–139, Oct 2014.
- [42] "Intel 64 and IA-32 Architectures Software Developer's Manual."

<https://www.intel.com/content/www/us/en/architecture-and-technology/64-ia-32-architectures-software-developer-manual-325462.html>. [Accessed: 08-12-2017].