

HQ3DAvatar: High Quality Controllable 3D Head Avatar

KARTIK TEOTIA, Max Planck Institute for Informatics and Saarland University, Germany

MALLIKARJUN B R, Max Planck Institute for Informatics and Saarland University, Germany

XINGANG PAN, Max Planck Institute for Informatics, Germany

HYEONGWOO KIM

PABLO GARRIDO, Flawless AI, United States of America

MOHAMED ELGHARIB, Max Planck Institute for Informatics, Germany

CHRISTIAN THEOBALT, Max Planck Institute for Informatics and Saarland University, Germany

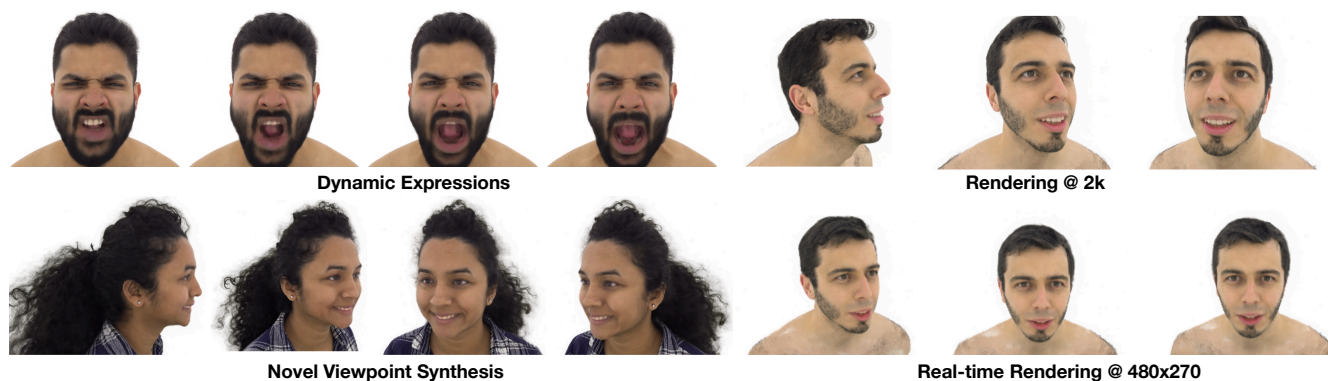


Fig. 1. Our method generates a high-quality 3D head avatar that can be rendered with unseen expressions and camera viewpoints (left). It is trained using multi-view data and multiresolution hash encoding and at test it is driven by a monocular RGB video. Our approach generates 2K full-head renderings (top right) for the first time in literature. It can also run in real time at 480×270 (bottom right).

Multi-view volumetric rendering techniques have recently shown great potential in modeling and synthesizing high-quality head avatars. A common approach to capture full head dynamic performances is to track the underlying geometry using a mesh-based template or 3D cube-based graphics primitives. While these model-based approaches achieve promising results, they often fail to learn complex geometric details such as the mouth interior, hair, and topological changes over time. This paper presents a novel approach to building highly photorealistic digital head avatars. Our method learns a canonical space via an implicit function parameterized by a neural network. It leverages multiresolution hash encoding in the learned feature space, allowing for high-quality, faster training and high-resolution rendering. At test time, our method is driven by a monocular RGB video. Here, an image encoder extracts face-specific features that also condition the learnable canonical space. This encourages deformation-dependent texture variations during training. We also propose a novel optical flow based loss that ensures correspondences in the learned canonical space, thus encouraging artifact-free and temporally consistent renderings. We show results on challenging facial expressions and show free-viewpoint renderings at interactive real-time rates for medium image resolutions. Our method outperforms all existing approaches, both visually and numerically. We will release our multiple-identity dataset to encourage further research.

Authors' addresses: Kartik Teotia, Max Planck Institute for Informatics and Saarland University, Germany, ktoetia@mpi-inf.mpg.de; Mallikarjun B R, Max Planck Institute for Informatics and Saarland University, Germany, mbr@mpi-inf.mpg.de; Xingang Pan, Max Planck Institute for Informatics, Germany, xpan@mpi-inf.mpg.de; Hyeongwoo Kim, ; Pablo Garrido, Flawless AI, United States of America, pablo.garrido@flawlessai.com; Mohamed Elgharib, Max Planck Institute for Informatics, Germany, elgharib@mpi-inf.mpg.de; Christian Theobalt, Max Planck Institute for Informatics and Saarland University, Germany, theobalt@mpi-inf.mpg.de.

Additional Key Words and Phrases: Volumetric Rendering, Implicit Representations, Neural Radiance Fields, Neural Avatars, Free-viewpoint Rendering

1 INTRODUCTION

The human face is at the center of our visual communications, and hence its digitization is of utmost importance. Learning a high-quality controllable 3D digital head is a long-standing research problem with several applications in VR/AR, VFX, and media production, among others. Solutions to this task progressed significantly over the past few years, including early works that create a static textured face model from a monocular RGB camera [Thies et al. 2016], all the way to recent multi-view methods that learn a highly photorealistic model, which can be rendered from an arbitrary camera viewpoint [Lombardi et al. 2021].

Early methods for facial avatar creation are based on explicit scene representations, such as meshes [Kim et al. 2018; Thies et al. 2019a; Zollhöfer et al. 2018]. While these methods produce photorealistic results, they cannot guarantee 3D-consistent reconstructions. Recently, implicit scene representations have significantly attracted the attention of the research community [Tewari et al. 2022]. Implicit representations assume the examined signal is continuous. Here, it was shown that, by using neural networks e.g. MLPs, high scene granularities can be reconstructed at high fidelity. Furthermore, implicit scene representations such as Neural Radiance Fields (NeRFs) [Mildenhall et al. 2022] can be learned from multiple 2D

images and produce multi-view consistent renderings. These features make implicit representations suitable for the general task of 3D scene reconstruction and rendering, including human face digitization.

Neural implicit representations [Mildenhall et al. 2022; Park et al. 2019] and, in particular, NeRF have been used for face digitization due to its high level of photorealism [Athar et al. 2022; Gafni et al. 2021; Zheng et al. 2022]. Here, one of the main challenges is how to model complex facial motions. Faces are dynamic objects and are often influenced by the activation of facial expressions and head poses. An early adaptation of NeRFs, applied to the human face, represents such motion by simply conditioning the implicit function, represented as an MLP, on 3DMM parameters [Gafni et al. 2021]. While this produces interesting results, it has a few limitations, primarily the inability of such 3DMMs to reconstruct high-frequency skin deformations and model the mouth interior. In follow-up methods, a common approach is to model motion by learning a canonical space via template-based deformation supervision [Athar et al. 2022; Zheng et al. 2022]. However, this kind of supervision limits the ability of these methods to accurately model regions not represented by the underlying parametric model e.g. the mouth interior.

Mixture of Volumetric Primitives (MVPs) [Lombardi et al. 2021] combines the advantage of mesh-based approaches with a voxel-based volumetric representation that allows for efficient rendering. Specifically, it utilizes a template-based mesh tracker to initialize voxels and prune empty spaces. Here, a primitive motion decoder modifies the initialized positions of the primitives. This method produces state-of-the-art results with the highest level of photorealism, mainly due to its hybrid voxel-NeRF representation as well as its capability to train on multi-view video data. However, finding the optimal orientation of the primitives solely based on a photometric reconstruction loss is highly challenging. As a result, this method produces inaccurate reconstructions and artifacts in regions exhibiting fine-scale details such as the hair. It is also expensive to train, requiring around 2.5 days when trained on an NVIDIA A40 GPU.

In this paper, we present a novel approach for producing high-quality facial avatars at state-of-the-art level of photorealism. Our approach uses a voxelized feature grid and leverages multiresolution hash encoding. It is trained using a multi-view video camera setup and, at test time, drives the avatar via a monocular RGB camera. Unlike related methods [Gao et al. 2022; Lombardi et al. 2021], our approach does not require a template to aid in modeling scene dynamics or pruning of empty space. Instead, we learn a fully implicit canonical space that is conditioned on features extracted from the driving monocular video. We regularize the canonical space using a novel optical flow based loss that encourages artifact-free reconstructions. Our model can be rendered under novel camera viewpoints and facial expressions during inference (see Fig. 1, left). It produces highly photorealistic results and outperforms state-of-the-art approaches [Gao et al. 2022; Lombardi et al. 2021; Park et al. 2021b], even on challenging regions such as the scalp hair. Our contributions are summarized as follows:

- We present a method that leverages a multiresolution hash table to generate volumetric head avatars with state-of-the-art photorealism. The avatar is trained using multi-view data

and is driven by a monocular video sequence at test time. The core of our method is a canonical space conditioned on features extracted from the driving video.

- We propose a novel optical flow based loss to enforce temporal coherent correspondences in the learnable canonical space, thus encouraging artifact-free reconstructions.
- Our model training time is 4-5 times faster than the state of the art [Lombardi et al. 2021]. We show a result with 2K resolution for the first time in literature. We also show a setting for rendering our results in real time (see Fig. 1, bottom right).
- We have collected a novel dataset of 16 identities performing a variety of expressions. The identities are captured using a multi-view video camera setup with 24 cameras. Our multi-view video face dataset is the first captured at 4K resolution, and we will release it to encourage further research.
- We show that the high level of photorealism of our model can even generate synthetic training data at high fidelity, opening the door to generalizing the image encoder to arbitrary input views for driving the avatar.

We evaluate our approach visually and numerically against ground truth data. Here, we ablate our method with different design choices to illustrate their importance in the overall performance. Our approach outperforms existing methods [Gao et al. 2022; Lombardi et al. 2021; Park et al. 2021b] visually and numerically, including a multi-view implementation of [Gao et al. 2022; Park et al. 2021b].

2 RELATED WORK

This section reviews prior work on photorealistic human head avatar generation, including approaches using monocular or multi-view RGB data. Early methods are based on explicit 3D scene representations, while recent ones leverage implicit representations.

2.1 Monocular Head Avatar Generation

Several monocular avatar generation methods rely on explicit 3D models to estimate or regress a 3D face [Gecer et al. 2019; Lattas et al. 2022; Lin et al. 2020; Ren et al. 2022; Shamaei et al. 2019; Tewari et al. 2018; Thies et al. 2019b; Tran et al. 2019; Yamaguchi et al. 2018] or a 3D head containing the face, ears, neck, and hair [Cao et al. 2016; Ichim et al. 2015; Nagano et al. 2018] with photorealistic appearance from 2D images. These methods employ a statistical deformable shape model (a.k.a. 3DMM) of human faces [Cao et al. 2014; Gerig et al. 2018; Li et al. 2017], which provides parametric information to represent the global shape and the dynamics of the face. However, explicit model-based approaches often generate avatars with coarse expressions or facial dynamics and usually lack a detailed representation of the scalp hair, eyes, and/or mouth interior e.g. tongue. Other approaches attempt to synthesize dynamic full head avatars in a video via generative 2D neural rendering, driven via sparse keypoints [Meshry et al. 2021; Wang et al. 2021b] or dense parametric mesh priors [Chandran et al. 2021; Kim et al. 2018; Tewari et al. 2020; Thies et al. 2019a]. These methods usually utilize GANs to translate parametric models into photorealistic 2D face portraits with pose-dependent appearance. Still, these methods

struggle with fine-scale facial details, and they fail to generate 3D-consistent views.

Recent advances in neural implicit models for personalized head avatar creation from monocular video data have shown great promise. Most approaches learn deformation fields in a canonical space using dense mesh priors [Athar et al. 2022; Gao et al. 2022; Grassal et al. 2022; Zheng et al. 2022]. Here, [Gao et al. 2022] leverages multi-level hash tables to encode expression-specific voxel fields efficiently. However, it still needs to regress to an intermediate expression space defined via 3DMM. While the above methods generate photo-realistic 3D heads with full parametric control, reconstructions can lack dynamics and fine-scale geometrical details, and they cannot handle extreme expressions. On the other hand, our approach is not 3DMM based and thus can model complex geometry and appearance under novel views. This is attributed to our learnable fully implicit canonical space conditioned on the driving video, as well as a novel scene flow constraint.

2.2 Multi-view Head Avatar Reconstruction

A number of approaches leverage multi-view video data to create view-consistent and photorealistic human head avatars with a high level of fidelity. In the literature, we identify approaches that can reconstruct avatars from sparse views (≤ 10 high-resolution cameras) or require dense multi-camera systems with dozens of high-resolution views to achieve high-quality results. Due to the large volume of high-resolution video data, recent approaches have also focused on reducing computational and memory costs. Strategies such as efficient sampling [Wang et al. 2021a] and empty space pruning [Lombardi et al. 2021] have been proposed. We also adopt these strategies for efficient and highly detailed rendering at high resolutions.

Sparse multi-view methods. A line of research investigates lightweight volumetric approaches that aim at reducing the number of input views while attempting to preserve the reconstruction fidelity of dense camera approaches. Sparse methods often resort to a canonical space representation [Park et al. 2021a], which serves as a scene template for learning complex non-linear deformations. Pixel aligned volumetric avatars (PAVA) [Raj et al. 2021] is a multi-identity avatar model that employs local, pixel-aligned neural feature maps extracted from 3D scene locations. KeypointNeRF [Mihajlovic et al. 2022] is another generalized volumetric avatar morphable model that encodes relative spatial 3D information via sparse 3D keypoints. At inference, both PAVA and KeypointNeRF can robustly reconstruct unseen identities performing new expressions from 2 or 3 input views. TAVA [Li et al. 2022b] encodes non-linear deformations around a canonical pose using a linear blend skinning formulation. TAVA requires 4-10 input views to train a personalized model. While these approaches can generate photorealistic avatars with plausible dynamic deformations from sparse input views, they cannot generate fine-scale details and are sensitive to occlusions, producing renderings artifacts. We demonstrate that regions that undergo sparse sampling can still be reconstructed at high fidelity by imposing temporal coherency via optical flow.

Dense multi-view methods. Early work with dense setups, called Deep Appearance Models (DAM) learn vertex locations and view-specific textures of personalized face models via Variational Autoencoders [Lombardi et al. 2018]. Pixel Codec Avatars (PiCA) [Ma et al. 2021] improve upon DAM by decoding per-pixel renderings of the face model via an implicit neural function (SIREN) with learnable facial expression and surface positional encodings. Most recent dense approaches adopt volumetric representations, such as discrete voxel grids [Lombardi et al. 2019], hybrid volumetric models [Lombardi et al. 2021; Wang et al. 2021a], or NeRFs [Wang et al. 2022]. Here, hybrid approaches combine coarse 3D structure-aware grids and implicit radiance functions, locally conditioned on voxel grids [Wang et al. 2021a] or template-based head tracking with differentiable volumetric raymarching [Lombardi et al. 2021]. In [Wang et al. 2022], a morphable radiance fields framework for 3D head modeling, called MoRF, is proposed. This framework learns statistical face shape and appearance variations from a small-scale database, though it demonstrates good generalization capabilities. While dense methods produce photo-realistic avatars, renderings tend to exhibit inaccuracies and blur artifacts, especially for complex structures and in infrequently observed areas, such as the scalp hair and mouth interior. Besides, most dense approaches rely on head priors, either mesh tracking or coarse voxel grids, and thus, they are prone to reconstruction errors and have limited representation power, e.g., handling details, mouth interior, and hair. Our approach overcomes existing limitations by solely relying on a well-constrained canonical representation that preserves expression semantics and scene flow correspondences.

2.3 Generalized 3D Consistent Neural Representations

Modeling 3D-aware scenes with implicit models has been active research in recent years. Popular methods are NeRFs [Mildenhall et al. 2022] and neural Signed Distance Functions (SDFs) [Park et al. 2019], both parameterize the 3D space using multi-layer perceptrons (MLPs). Since such methods are often computationally expensive, efficient feature and/or scene space encodings, such as hash grids [Fridovich-Keil et al. 2022; Müller et al. 2022] or trees [Takikawa et al. 2021; Yu et al. 2021], have been proposed to boost performance. In the literature, generalized implicit models for head avatar reconstruction are learned from a large corpus of 2D face images with varying pose and facial shape using neural SDFs [Or-El et al. 2022; Ramon et al. 2021], GAN-based NeRFs [Chan et al. 2021; Deng et al. 2022; Gu et al. 2022] or hybrid volumetric approaches with tensor representations [Chan et al. 2022; Wang et al. 2021a]. Generalized models often lack personalized details. However, they have proven themselves to be robust priors for downstream tasks, such as landmark detection [Zhang et al. 2022], personalized face reenactment [Bai et al. 2022] and 3D face modeling [Abdal et al. 2023].

We remark that NeRFs have stood out as superior implicit representations for head avatar creation as they excel at reconstructing complex scene structures. Some recent prior-free NeRF-based methods focus on generating detailed avatars from very sparse 2D imagery, e.g., using local pixel-aligned encodings [Mihajlovic et al. 2022; Raj et al. 2021], while others model dynamic deformations

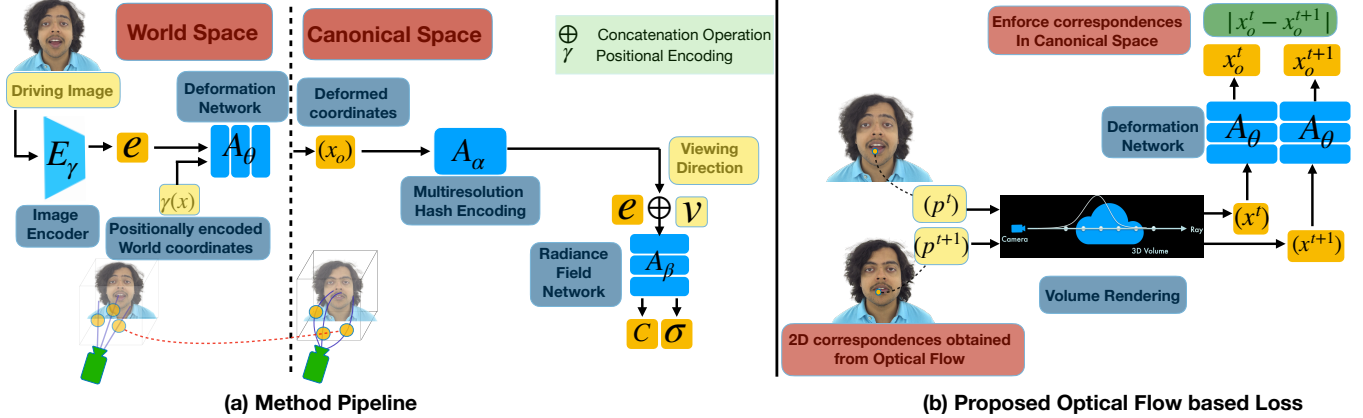


Fig. 2. Left: To extract a robust encoding that parameterizes the dynamics of the head, we pass a driving image through a CNN encoder to obtain a low dimensional vector e . A deformation network A_θ conditioned on e deforms the input coordinates $\gamma(x)$, where $\gamma(\cdot)$ denotes positional encoding. We then use multiresolution hash encoder A_α to encode the deformed points in the canonical space, and feed the features from the hash grid, and encoding e as input to a radiance field network A_β , which outputs density and color values. By combining these values through volume rendering, we are able to render the avatar under unseen input and camera viewpoints. Right: We impose a novel scene flow based constraint by utilizing the optical flow at frame t and $t + 1$ (see Eq. 5). Such constraints enforce good correspondences in the canonical space, thus reducing rendering artifacts.

when working with unstructured 2D videos by warping observed points into a canonical frame configuration [Park et al. 2021a,b] or modeling time-dependent latent codes [Li et al. 2022a, 2021]. We remark that dynamic approaches, while achieving impressive results, are designed to memorize the scene representations and cannot control the model beyond interpolations. In addition, some approaches build upon dynamic NeRF approaches by incorporating parametric models, e.g., 3DMMs [Egger et al. 2020; Li et al. 2017], as input priors to enable full facial control [Hong et al. 2022; Sun et al. 2022].

3 METHOD

Let $\{I_j^i\}$ ($j = 1 \dots N, i = 1 \dots M$) be multi-view frames of a person’s head performing diverse expressions, where N is the number of frames and M is the total number of cameras. Our goal is to create a high-quality volumetric avatar of the person’s head, which can be built in a reasonable time and rendered under novel views and expressions at unprecedented photorealism and accuracy. Humans are capable of performing extremely diverse and extreme expressions. Our model should be able to capture these in a multi-view consistent manner with a high degree of photorealism. As shown in Fig. 2 (a), we have 4 components. Our model drives the avatar from a monocular image encoded via a CNN-based image network E_γ . We then have an MLP-based deformation network A_θ , which can map a point in the world coordinate system to a canonical space conditioned on the image encoding. We learn features in the canonical space using a multiresolution hash grid A_α . The features in the grid are interpreted to infer color and density values using an MLP-based network A_β . Given any camera parameters, we use volumetric integration to render the avatar. In the following, we provide details about the capture setup and data pre-processing step (Sec. 3.1), describe the scene representation of our model (Sec. 3.2),

and formulate various objective functions used for model training (Sec. 3.4).

3.1 Data Capture

Capture Setting. Our approach is trained using multi-view images captured from a 360-degree camera rig. The rig is equipped with 24 Sony RXO II cameras, which are hardware-synced and record 4K resolution videos at 25 frames per second. The cameras are positioned in such a way that they capture the entire human head, including the scalp hair. The rig is covered by LED strips to ensure uniform illumination. In our setup, we recorded a total of 16 identities performing a wide variety of facial expressions and head movements. Please see Fig. 3 for a sample identity captured from multiple viewpoints. For a more detailed description of our dataset, please refer to Sec. 4.1.

Preprocessing. Cameras are calibrated using a static structure with a large number of distinctive features. Here, we use Metashape [Metashape 2020] to estimate the extrinsic and intrinsic parameters. We also perform background subtraction using the matting approach of Lin et al. [Lin et al. 2021] to remove any static elements from the scene, e.g., wires, cameras, etc. To simplify background subtraction, a diffused white sheet was placed inside the rig, with holes for each of the camera lenses.

3.2 Scene Representation

We parameterize our model using Neural Radiance Fields inspired by the state-of-the-art novel view synthesis method NeRF [Mildenhall et al. 2022]. Since the original method is slow to train and render, we utilize a multiresolution hash grid-based representation to make our model efficient, akin to instant NGP [Müller et al. 2022]. As both original NeRF and instant NGP were proposed for static scene reconstruction, we seek to model the dynamic performance of the head, including facial expressions. To this end, we represent our



Fig. 3. An example of our camera rig capturing the same expression from 16 different viewpoints.

model, A as

$$A : (x, v, e) \rightarrow (c, \sigma), \quad (1)$$

where $x \in \mathbb{R}^3$ is a point in 3D, $v \in \mathbb{S}^2$ is the viewing direction, $e \in \mathbb{R}^{256}$ represents the latent vector obtained from the image encoding network E_γ . This latent vector parameterizes deformations due to expressions and head movements. Furthermore, c and σ are the color and density values, respectively. Mathematically, instant NGP parameterizes A with two modules. The first module is based on a multiresolution hash grid, denoted A_α , and the second module is parameterized by an MLP, denoted A_β . The latter takes features looked up from A_α and decodes a given point x and view direction v into c and σ . To model dynamic variations of the input driving performance, we introduce another module, denoted A_θ , which takes as input a point in world space and expression latent vector, and regresses a deformation field that converts the world point x to a canonical space, as follows:

$$x_o = A_\theta(x, e) + x. \quad (2)$$

We learn the radiance field in this canonical space using A_α and A_β , and parameterize the operator A_θ using a linear MLP. One could also naively provide the driving image latent code directly to A_β instead of modeling a deformation field to canonical space. However, we show in our experiments (see Sec. 4.4) that such a naive parameterization creates artifacts. Thus, learning a deformation field is critical in reducing the artifacts.

Once we have the radiance field representation of the scene, we use standard volumetric integration to synthesize color C for each ray $r(t) = o + td$, with near and far bounds t_n and t_f , as follows:

$$C(r) = \int_{t_n}^{t_f} T(t) \sigma(r(t)) c(r(t)) dt, \quad (3)$$

where $T(t) = \exp(-\int_{t_n}^t \sigma(r(s)) ds)$.

Efficient ray marching. As in instant NGP, we improve efficiency by skipping regions that do not contribute to the final color based on the coarse occupancy grid. The occupancy grid typically spans 64^3 resolution, with each cell represented by a single bit. The occupancy grid is updated at regular intervals by evaluating the density of the model in the corresponding region in space. The high in each bit represents the corresponding 3D region that has density above a certain threshold. Note that only these regions contribute to the final rendering. As our scene is dynamic, we make certain changes to suit this setting. We initialize G separated occupancy grids corresponding to G uniformly sampled frames. We update each of these grids independently for 200,000 iterations. Then, we take the union of all the grids to create a single occupancy grid that we utilize for the rest of the training and novel view synthesis.

3.3 Encoder

Our model is conditioned on a latent vector e to drive the avatar. In the literature, some methods use expression parameters obtained from face tracking using an existing morphable model [Athar et al. 2022; Gafni et al. 2021]. Other methods parameterize the latent vector obtained from an image encoder [Raj et al. 2021]. Using an image encoder is advantageous since it can capture diverse expressions as opposed to expression parameters obtained from a 3DMM. Typically, tracking pipelines utilize linear morphable models that have limited expressivity and are prone to tracking errors [B.R. et al. 2021]. In this paper, we rely on image encoder E_γ to parameterize the dynamics of the human head because it allows us to capture diverse and extreme expressions faithfully, which is the main focus of our paper. We parameterize E_γ using a CNN-based network, which receives as input an image I and outputs the encoding vector e . Specifically, we adopt a pre-trained VGG-Face model [Parkhi et al. 2015] as our encoder and add a custom linear layer at the end. During training, we finetune all the VGG layers as well as the custom layer.

3.4 Objective Function

Given the above representation of our model, we learn the parameters of E_γ , A_θ , A_α , and A_β modules in a supervised manner using multi-view image and perceptual constraints as well as dense temporal correspondences:

$$\mathcal{L} = \mathcal{L}_{L2} + \lambda_{perc} \mathcal{L}_{perc} + \lambda_{of} \mathcal{L}_{of}. \quad (4)$$

Reconstruction Losses. Given camera extrinsic and model representation, we render images and employ image reconstruction loss, \mathcal{L}_{L2} using L2 loss between ground truth and rendered images. This term introduces multi-view constraints to train our model. However, L2 loss alone could result in missing some high-frequency details, which are perceptually very important. As a result, we introduce a widely used patch-based perceptual loss \mathcal{L}_{perc} , based on a pre-trained VGG Face network [Parkhi et al. 2015]. We use the output of the first 6 layers obtained from an input patch size of 64×64 to compute this loss term.

Optical flow based Loss. As our dataset consists of sparse views and hash grid-based representation has localized features, a model trained only with \mathcal{L}_{L2} and \mathcal{L}_{perc} losses tend to overfit training views, resulting in artifacts when rendering novel views. To mitigate it, we propose a novel loss term \mathcal{L}_{of} based on pre-computed 2D optical flow between concurrent frames. The motivation behind this loss term is to propagate pixel correspondences to the 3D canonical space with the aim to regularize the dynamic scene and mitigate the model’s artifacts when trained with sparser views. We achieve this by enforcing the canonical points of neighboring temporal frames to be close to each other for the points near the surface of the avatar.

Mathematically, let p^t, p^{t+1} be the corresponding pixels between consecutive frames obtained using 2D optical flow. For these pixels, we first obtain their corresponding expected depth values through volume rendering. The corresponding 3D points x^t, x^{t+1} associated with expected depth can be considered to be close to the surface. We find the corresponding points in the canonical space using A_θ , as defined in Eq. 2. Let x_o^t and x_o^{t+1} be the corresponding points in

Parameter	Values
Number of levels	16
Max. entries per level (hash table size)	2^{14}
Number of feature dimensions per entry	2
Coarsest resolution	16
Finest resolution	2048

Table 1. Different parameters used for defining the hash grid.

the canonical space. We enforce all such points to be close between them by employing an L1 loss, similar to [Kasten et al. 2021]:

$$\mathcal{L}_{of} = \|x_o^t - x_o^{t+1}\|_1. \quad (5)$$

Please refer to Fig. 2 (b) for an illustration of the proposed loss term.

3.5 Implementation Details

We use 5 layered MLP as our deformation network A_θ . We provide hash encoding parameters and their ranges used in our experiments in Tab. 1. Our radiance field network A_β is parameterized by a 5 layer-deep MLP. We set $\lambda_{perc} = 0.1$ and $\lambda_{of} = 0.2$ in our experiments. We also follow a PyTorch implementation [Tang 2022] of instant NGP [Müller et al. 2022] to employ error map-based pixel sampling while training, for better convergence. Specifically, we maintain a 128x128 resolution error map for each training image, which is updated in every iteration to reflect the pixel-wise L_2 error. This is then used to sample rays where errors are the highest at each iteration. Finally, we update our encoder E_γ , deformation network A_θ , hash grid A_α and radiance field A_β with learning rates $1e-5$, $1e-3$, $1e-2$ and $1e-3$, respectively. Our model is trained for 500,000 iterations. We have observed that model convergence is faster than in MVP [Lombardi et al. 2021]. It takes about 12 hours to converge, as opposed to the 50 hours required by MVP with the same GPU resources.

4 EXPERIMENTS

In this section, we show the effectiveness of our high-quality volumetric head avatar reconstruction method in synthesizing novel dynamic expressions and views at high fidelity and resolution. We show two main applications our approach enables, namely dynamic free-view synthesis from arbitrary monocular viewpoints as well as renderings at different image resolutions, including FHD. We also perform a thorough analysis of our modeling choices and conduct quantitative and qualitative evaluations with state-of-the-art baselines. We refer the reader to the supplemental for video results.

4.1 Datasets

Our multi-view video dataset consists of 16 subjects, including 14 males and 2 females, and most of them are in their 20s or 30s. The subjects have short to long-length hairstyles. Male subjects either are shaved or have stubble or hairy beards. A collage of the recorded subjects is shown in Fig. 4, top. To build our dynamic dataset, we instructed subjects to perform random expressive faces during 2 minutes and/or recite 47 phonetically balanced sentences. Among the 16 subjects, 4 have only performed expressions, 1 has only




Fig. 4. Top: Visualization of all identities captured in our multi-view camera setup. Our dataset captures a variety of facial hair, scalp hair, expressions, and ethnicities, among others. Bottom: Example of meta data released with our dataset.

performed reciting, while 11 have performed both. We will release our full multi-view video dataset to foster future research on head avatar generation. For all of our experiments reported next, we utilize 18 views, each containing 1500 frames at 960x540 resolution, to train our personalized models and generate results, unless stated otherwise. We processed 6 subjects covering a wide variety of our dataset e.g. gender, expressions, facial hair, movements, scalp hair, ethnicity, etc.

4.2 Qualitative and Quantitative Results

Fig. 5 shows dynamic expression synthesis of 4 personalized avatar models on test sequences, while Fig. 6 illustrates free viewpoint synthesis of 5 personalized models. Note that the generated views represent interpolations from training views. In both figures, the avatars are driven by a frontal-looking monocular RGB video. Our approach achieves high-quality renderings of head avatars under

Metrics	Without canonical space	Without image feature conditioning	Without optical flow based loss	Ours
PSNR \uparrow	29.24	29.64	29.38	31.23
L1 \downarrow	3.61	3.64	3.32	2.79
SSIM \uparrow	0.8698	0.8744	0.8517	0.8837
LPIPS \downarrow	0.1408	0.1191	0.1200	0.1130

Table 2. Ablation study: Image quality and perceptual metrics for different design choices. L1 measures the absolute error of unnormalized RGB images. Our full method produces the best results (see bold text).

novel camera viewpoints and for challenging novel expressions. Tab. 2 shows that our approach on average obtains high PSNR (over 31 dB) and low reconstruction errors on test sequences based



Fig. 5. Qualitative results: Dynamic expression changes. *Bottom to top: Subject 1, 2, 3, and 4.*

on different image quality and perceptual metrics. Please see the supplemental for video results.

4.3 Applications

Avatar Synthesis from an Arbitrary Monocular Viewpoint.

In previous experiments, we have shown that we can drive our head avatar using a monocular video captured from a frontal view. Here we further show an application where we can drive our head avatar from an arbitrary viewpoint. To achieve this, we define a fine-tuning scheme described as follows: First, we synthesize a training dataset from a novel viewpoint, say \hat{v} , with the personalized avatar model described in Sec.3. This dataset contains the same dynamic expressions used for training. Then, we finetune the image encoder with this synthetic video stream for 100k iterations. Note that the deformation and radiance field networks as well as the multiresolution hash encoding remain unchanged. Once the image encoder has been fine-tuned, we can drive the personalized avatar model with the real data stream coming from the viewpoint \hat{v} . In our experiments, \hat{v} is a held-out viewpoint not used when training the avatar model.

Fig. 7 compares frontal renderings of Subject 3’s avatar model, driven from two video streams with unseen expressions: One driven from a frontal view camera and another driven from a held-out bottom view. Our method produces high-fidelity renderings regardless of the driving video viewpoint, and the rendered expressions faithfully reproduce those shown in the driving video. This demonstrates that our personalized avatar model can generate photo-realistic renderings from arbitrary viewpoints at high fidelity. These renderings

can be used as a good approximation of real images to fine-tune the image encoder from arbitrary driving viewpoints. Note that this experiment paves the way for learning high-fidelity personalized avatars that can be driven from video captured in the wild.

FHD Image Synthesis. Our multiresolution hash grid encoding allows for training a personalized avatar model at full HD resolutions, which surpasses the capabilities of state-of-the-art approaches. Our method can render HD images (960x540) at about 10 fps and FHD (1920x1080) images a bit below 3 fps. Fig. 8 compares renderings of personalized models trained at HD and FHD resolutions. Both models generate visually similar facial features and details, though the FHD model produces crisper results, as expected. Overall our approach scales well, and the decrease in runtime is near linear. Fig. 9 shows that our approach can also run on a resolution of 480x270 in real time (25 fps) while still maintaining high fidelity in the reconstructions. Note that the reported runtimes are based on a single NVIDIA A100 GPU. Please see the supplemental video for more results.

4.4 Ablative Analysis

We demonstrate our main contributions and the influence of design choices via a number of ablation studies. Specifically, we study our novel optical flow based loss, learned image based feature conditioning of the canonical radiance field network, and canonical space representation. We also analyze the influence of perceptual loss and error map based pixel sampling in the reconstruction quality. Note that for these experiments, we train our personalized avatar



Fig. 6. Qualitative results: Dynamic novel view synthesis for different subjects. *Bottom to top: Subject 5, 2, 3, 6, and 4.*

models on 18 views, while we keep out 2 views for our quantitative evaluations.

Fig. 10 shows the reconstruction quality of our method and different modeling choices for a fixed unseen expression and a novel camera viewpoint rendering (a held-out view). Here, the error map (bottom row) represents a pixel-wise mean square error (MSE) of head renderings in RGB color space. Fig. 11 further compares our approach with the same design choices, for a fixed expression but under dynamic novel viewpoint synthesis. Note that dynamic viewpoints are interpolated from different camera viewpoints. From these results, we can observe that without conditioning the canonical space on the driving image features the reconstruction has blurry artifacts all over the mouth. Without the optical flow based loss, blocky artifacts and/or inconsistent fine-scale details appear in sparsely sampled regions, such as hair, eyelids, and teeth. Note that a canonical space representation is required for proper encoding of facial dynamics; otherwise, artifacts emerge. The error

heatmap visualization in Fig. 10 (bottom row) provides a quantitative measurement of the error distribution, showing that our approach with all design choices achieves the best rendering quality. Tab. 2 shows the average reconstruction error over the entire test set (200 frames) for different well-established image-based quality metrics. We adopt similar metrics to that of MVP [Lombardi et al. 2021]. We measure the Manhattan distance $L1$ in the RGB color space, PSNR, SSIM [Wang et al. 2004], and LPIPS [Zhang et al. 2018]. Overall our approach attains the best numerical results. This study confirms that our key modeling choices optimize the rendering quality. We also show in Fig. 12 that the perceptual loss and error map based sampling improve the rendering results. While we have noticed that these components help in improving rendering quality, we do not emphasize them as a contribution.



Fig. 7. Avatar synthesis from different driving viewpoints. *Top*: Frontal view driving video and frontal rendering. *Bottom*: Bottom view driving video and frontal rendering.



Fig. 8. Avatar synthesis at different resolutions. *Left to right*: Model trained at HD and FHD resolutions, respectively.

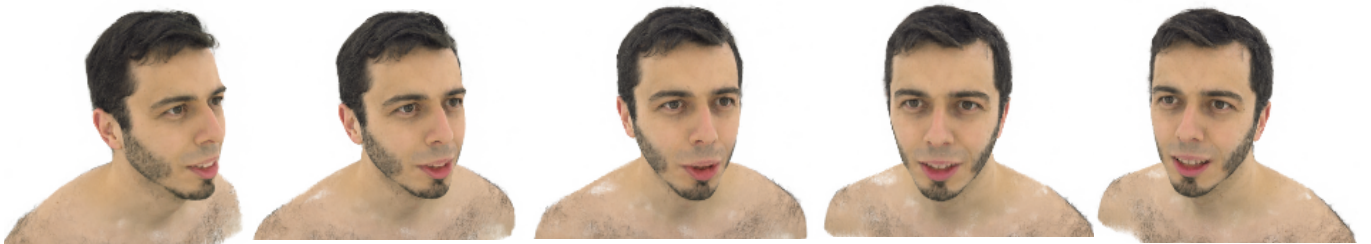


Fig. 9. Real-time rendering (25 fps) at 480x270 resolution

4.5 Comparisons with the State of the Art

In this section, we compare our approach with a recent multi-view state-of-the-art method, called MVP [Lombardi et al. 2021], which

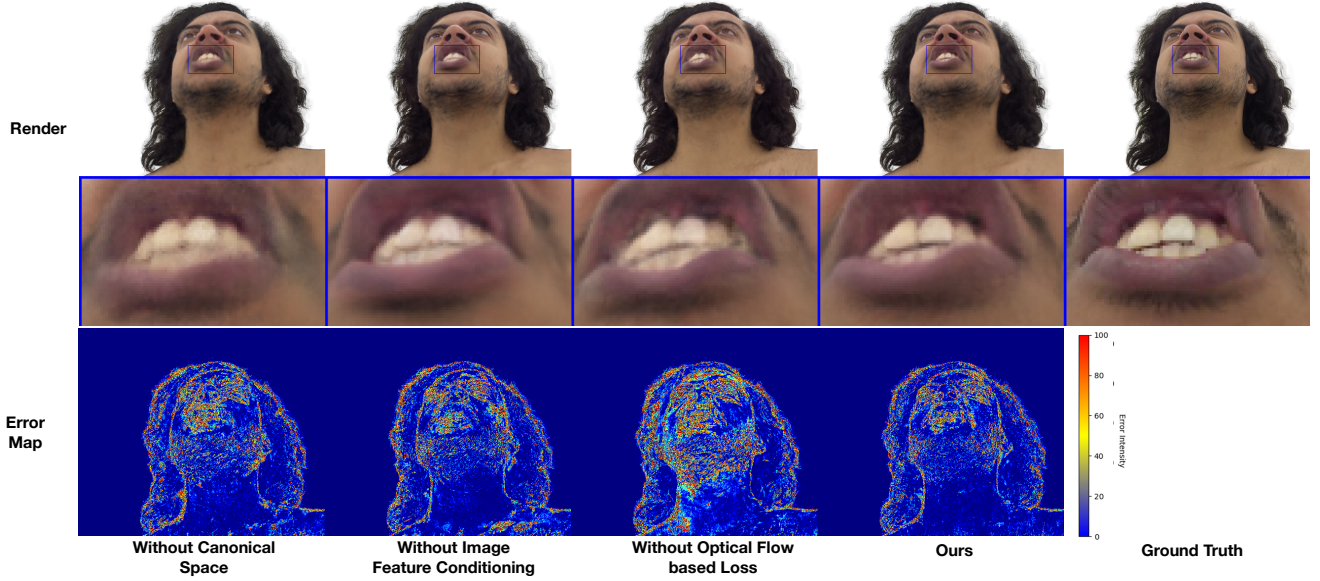


Fig. 10. Ablation study: Fixed view image synthesis for different design choices. *Left to right*: Without canonical space, without feature conditioning, without optical flow based loss, and ours. The top row shows a rendering of Subject 3 (and ground truth), while the bottom row shows the error map. The error is computed as the per-pixel mean squared error (MSE), encoded in RGB color space. Here, blue denotes 0 MSE, yellow is 60 MSE, and reddish colors mean over 100 MSE. Our full method achieves the best results.

produces detailed avatars with high fidelity under a similar setup to ours. We disregard direct comparisons with state-of-the-art sparse multi-view approaches since they tend to lack fine-scale details or are prone to artifacts for novel viewpoint synthesis (see Sec. 2). In addition, we provide baseline comparisons with an adaptation of a template-free dynamic representation, called HyperNeRF [Park et al. 2021b], and a multi-level hash table-based approach for expression encoding, called NeRFBlendShape [Gao et al. 2022]. We will call our multi-view and image-driven adaptation of these approaches HyperNeRF++ and NeRFBlendShape++.

To train NeRFBlendShape++, we pass each entry of the expression latent vector to a learnable multi-level hash table. We linearly combine the output of these hash tables and condition the NeRF network on it. To train HyperNeRF++, we feed the neural features passed on by the image encoder to an ambient and deformation network and then as appearance conditioning to the NeRF network. To run MVP, we use 4k primitives. We employ an in-house FLAME-based tracking to obtain a non-detailed dense reconstruction of the subject’s head to guide the initialization of the primitives at each frame.

Fig. 13 shows the reconstruction quality of our method and baseline approaches for a fixed unseen expression and a novel camera viewpoint rendering (a held-out view), while Fig. 14 compares them in a free-viewpoint synthesis setup. HyperNeRF++ over smooths regions. Both NeRFBlendShape++ and HyperNeRF++ exhibit artifacts in regions that undergo recurrent topological changes, e.g., the mouth interior, or that have complex structures, e.g., scalp hair. The latter not only produces stronger artifacts in the form of grid

patterns but also removes facial details. Overall these methods generalize poorly due to over-parameterized representations. MVP can sometimes produce wrong facial expressions in extreme cases or even sometimes show unusual block artifacts for the same regions mentioned above. One of the main reasons is that MVP relies on very dense multi-view imagery to supervise volume rendering. However, in a sparser camera setup undersampled areas, especially those undergoing disocclusions, become ambiguous without explicit dense volume deformation constraints. The error heatmap visualization of Fig. 13 (last row), shows that our method reduces reconstruction errors. Overall our approach produces sharper, more accurate, and more photorealistic rendering results. Please refer to the supplementary video for further comparisons in dynamic viewpoint synthesis.

We perform quantitative evaluations on the 2 held-out views, with 200 frames each. Quantitative comparisons are reported in Tab. 3. Our approach clearly outperforms other baseline approaches, especially when comparing perceptual metrics, such as SSIM and LPIPS. L1 reconstruction error is also significantly reduced. We remark that our approach attains sharper reconstructions with faster convergence and efficiency, the latter thanks to hash-encoding and empty-space pruning techniques.

5 LIMITATIONS AND FUTURE WORK

Our method produces highly photorealistic renderings with novel viewpoints and expressions. However, it suffers from a number of limitations. First, we noticed that it can generate artifacts in motions undergoing strong disocclusions (uncovering occlusions). For instance, in the case of the tongue, artifacts could occur around

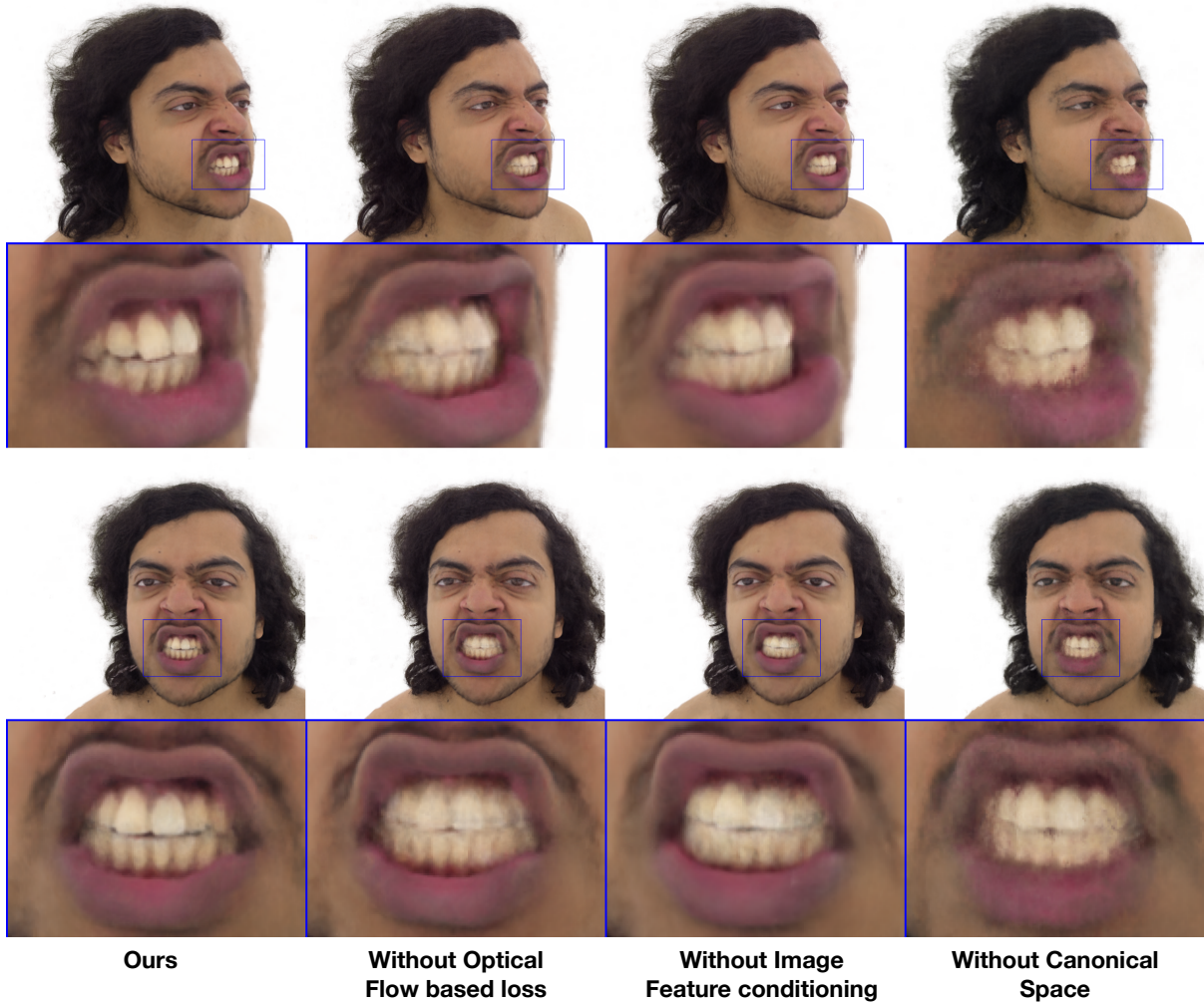


Fig. 11. Ablation study: Novel view synthesis quality. *Left to right*: Ours, without optical flow based loss, without image feature conditioning, and without canonical space. Our full method achieves the best results.

Metrics	HyperNeRF++	MVP	NeRFBlendshape++	Ours
PSNR \uparrow	26.42	28.72	29.66	31.23
L1 \downarrow	5.61	3.64	3.23	2.79
SSIM \uparrow	0.8509	0.8283	0.8745	0.8837
LPIPS \downarrow	0.1721	0.1432	0.1326	0.1130

Table 3. Quantitative comparison with state-of-the-art approaches. L1 measures the absolute error of unnormalized RGB images. Our approach outperforms related methods (see bold text).

the mouth boundaries as the tongue starts to come out (see Fig. 15, Frame 1, blue region). The rendering quality, however, stabilizes with good quality as soon as the tongue becomes fully visible (see Fig. 15, Frame 2). Future work could address this limitation e.g. by including occlusion-aware priors. Second, our solution is currently person-specific. Future work could examine building a model that

generalizes to unseen identities. For this, our dataset of 16 identities is a good starting point, though it might require more identities. Here, we could also investigate refining the model using in-the-wild data. Third, while we have shown real-time renderings at a resolution of 480×270 , future avenues could enable real-time rendering at higher resolutions e.g. FHD synthesis. Here, we could investigate for instance super-resolution techniques, akin to [Chan et al. 2022; Xiang et al. 2022]. Finally, we have shown results driven by monocular RGB videos so far. Theoretically, our image encoder could be replaced with other pre-trained encoders of different input modalities, such as audio signals. This would increase the spectrum of applications of our work.

6 CONCLUSION

We presented a novel approach for building high-quality digital head avatars using multiresolution hash encoding. Our approach models

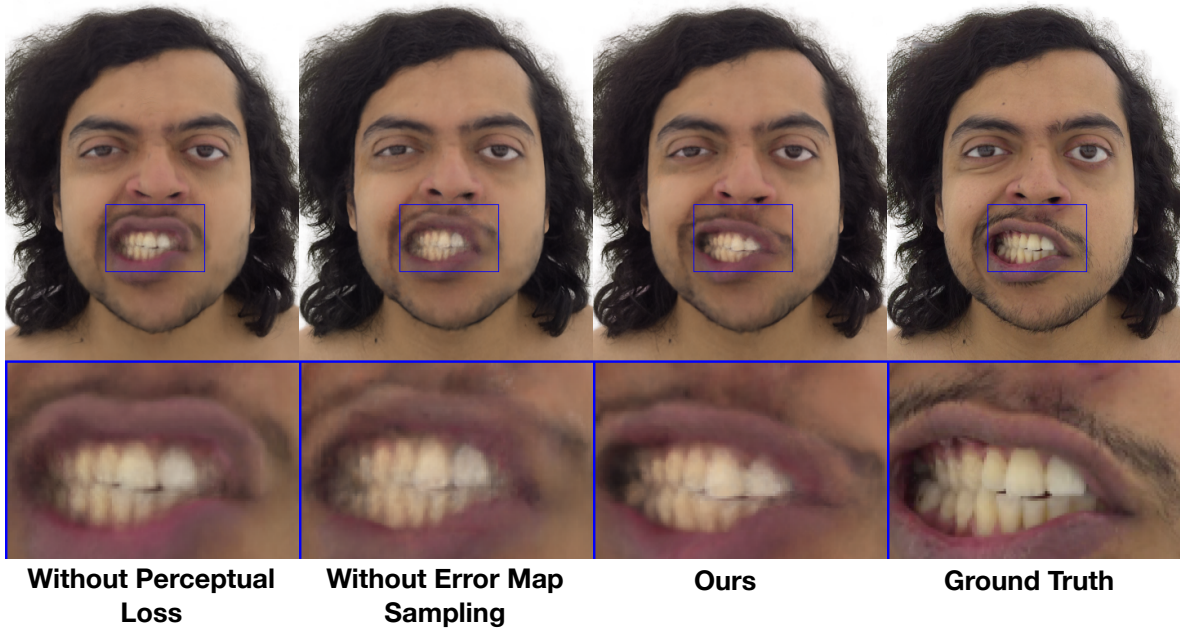


Fig. 12. Ablation study: Structural consistency and detail quality. *Left to right*: No perceptual loss, no error map sampling, ours, and ground truth.

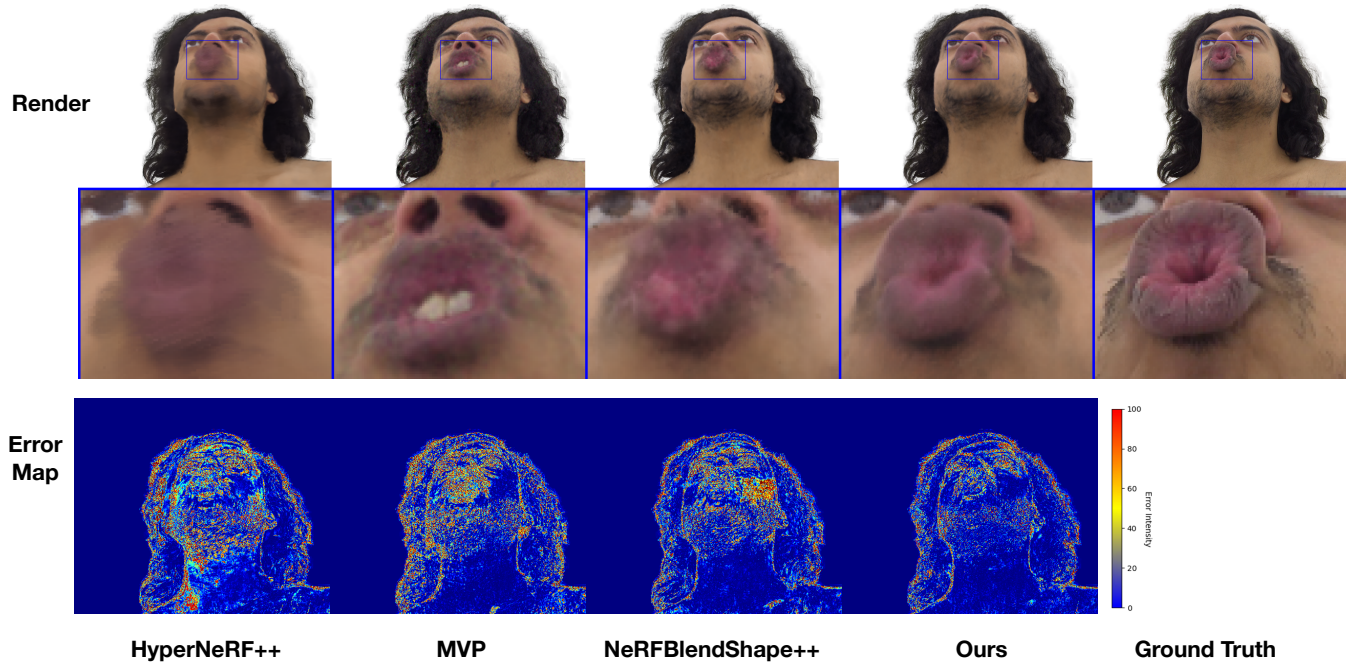


Fig. 13. Quantitative comparison with the state of the art: *Left to right*: Results of HyperNeRF++ [Park et al. 2021b], MVP [Lombardi et al. 2021], NeRFBlendShape++ [Gao et al. 2022], ours and ground truth. The top row shows visual results, while error maps are shown in the bottom row. The error is computed as the per-pixel mean squared error (MSE), encoded in RGB color space. Here, blue denotes 0 MSE, yellow is 60 MSE, and reddish colors mean over 100 MSE. Our method clearly outperforms the state of the art.



Fig. 14. Qualitative comparisons with the state of the art in a novel view synthesis setting. *Left to right*: Ours, MVP [Lombardi et al. 2021], NeRFBlendshape++ [Gao et al. 2022], and HyperNeRF++ [Park et al. 2021b]. Unlike other baseline implementations, our approach produces crisper details and more accurate results.

a full head avatar as a deformation of a canonical space conditioned on the input image. Our approach utilizes a novel optical flow based loss that enforces correspondences in the learnable canonical space. This encourages artifact-free and temporally smooth results. Our technique is trained in a supervised manner using multi-view RGB data and at inference is driven using monocular input. We have shown results rendered with novel camera viewpoints and expressions. We have also shown different applications including driving the model from novel viewpoints. Our approach also shows the first 2K renderings in literature and can run in real-time at a 480x270 resolution. Overall our approach outperforms all existing methods, both visually and numerically. We will release a novel dataset of 16 identities captured by 24 camera viewpoints and performing a variety of expressions. We hope our work brings human digitization closer to reality so that we all can stay in touch with our friends, family, and loved ones, over a distance.

REFERENCES

- Rameen Abdal, Hsin-Ying Lee, Peihao Zhu, Menglei Chai, Aliaksandr Siarohin, Peter Wonka, and Sergey Tulyakov. 2023. 3DAvatarGAN: Bridging Domains for Personalized Editable Avatars. *CoRR* abs/2301.02700 (2023).
- ShahRukh Athar, Zexiang Xu, Kalyan Sunkavalli, Eli Shechtman, and Zhixin Shu. 2022. RIGNeRF: Fully Controllable Neural 3D Portraits. In *IEEE Conf. Comput. Vis. Pattern Recog.* IEEE, 20332–20341.
- Yunpeng Bai, Yanbo Fan, Xuan Wang, Yong Zhang, Jingxiang Sun, Chun Yuan, and Ying Shan. 2022. High-fidelity Facial Avatar Reconstruction from Monocular Video with Generative Priors. *CoRR* abs/2211.15064 (2022).
- Mallikarjun B.R., Ayush Tewari, Hans-Peter Seidel, Mohamed Elgharib, and Christian Theobalt. 2021. Learning Complete 3D Morphable Face Models From Images and Videos. In *IEEE Conf. Comput. Vis. Pattern Recog.* Computer Vision Foundation / IEEE Computer Society, 3361–3371.
- Chen Cao, Yanlin Weng, Shun Zhou, Yiyi Tong, and Kun Zhou. 2014. FaceWarehouse: A 3D Facial Expression Database for Visual Computing. *IEEE Trans. Vis. Comput. Graph.* 20, 3 (2014), 413–425.
- Chen Cao, Hongzhi Wu, Yanlin Weng, Tianjia Shao, and Kun Zhou. 2016. Real-time facial animation with image-based dynamic avatars. *ACM Trans. Graph.* 35, 4 (2016), 126:1–126:12.

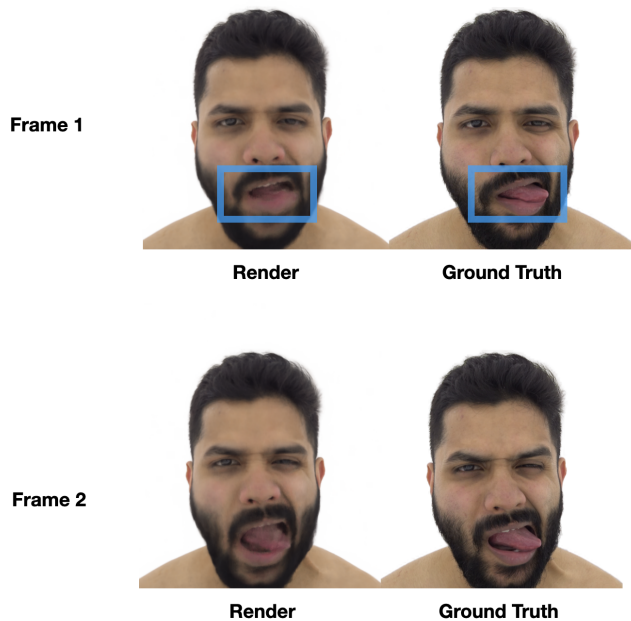


Fig. 15. Our method can struggle to faithfully reconstruct the tongue while transitioning from the mouth interior to the outside of the mouth (Frame 1, see blue region). Once the tongue is out, our method captures the tongue with good quality (Frame 2).

Eric R. Chan, Connor Z. Lin, Matthew A. Chan, Koki Nagano, Boxiao Pan, Shalini De Mello, Orazio Gallo, Leonidas J. Guibas, Jonathan Tremblay, Sameh Khamis, Tero Karras, and Gordon Wetzstein. 2022. Efficient Geometry-aware 3D Generative Adversarial Networks. In *IEEE Conf. Comput. Vis. Pattern Recog.* IEEE, 16102–16112.

Eric R. Chan, Marco Monteiro, Petr Kellnhofer, Jiajun Wu, and Gordon Wetzstein. 2021. Pi-GAN: Periodic Implicit Generative Adversarial Networks for 3D-Aware Image Synthesis. In *IEEE Conf. Comput. Vis. Pattern Recog.* Computer Vision Foundation / IEEE Computer Society, 5799–5809.

Prashanth Chandran, Sebastian Winberg, Gaspard Zoss, Jérémy Riviere, Markus H. Gross, Paulo F. U. Gotardo, and Derek Bradley. 2021. Rendering with style: combining traditional and neural approaches for high-quality face rendering. *ACM Trans. Graph.* 40, 6 (2021), 223:1–223:14.

Yu Deng, Jiaolong Yang, Jianfeng Xiang, and Xin Tong. 2022. GRAM: Generative Radiance Manifolds for 3D-Aware Image Generation. In *IEEE Conf. Comput. Vis. Pattern Recog.* IEEE, 10663–10673.

Bernhard Egger, William A. P. Smith, Ayush Tewari, Stefanie Wührer, Michael Zollhöfer, Thabo Beeler, Florian Bernard, Timo Bolkart, Adam Kortylewski, Sami Romdhani, Christian Theobalt, Volker Blanz, and Thomas Vetter. 2020. 3D Morphable Face Models - Past, Present, and Future. *ACM Trans. Graph.* 39, 5 (2020), 157:1–157:38.

Sara Fridovich-Keil, Alex Yu, Matthew Tancik, Qinhong Chen, Benjamin Recht, and Angjoo Kanazawa. 2022. Plenoxels: Radiance Fields without Neural Networks. In *IEEE Conf. Comput. Vis. Pattern Recog.* IEEE, 5491–5500.

Guy Gafni, Justus Thies, Michael Zollhöfer, and Matthias Nießner. 2021. Dynamic Neural Radiance Fields for Monocular 4D Facial Avatar Reconstruction. In *IEEE Conf. Comput. Vis. Pattern Recog.* IEEE, 8649–8658.

Xuan Gao, Chenglai Zhong, Jun Xiang, Yang Hong, Yudong Guo, and Juyong Zhang. 2022. Reconstructing Personalized Semantic Facial NeRF Models from Monocular Video. *ACM Trans. Graph.* 41, 6 (2022), 200:1–200:12.

Baris Gecer, Stylianos Ploumpis, Irene Kotsia, and Stefanos Zafeiriou. 2019. GANFIT: Generative Adversarial Network Fitting for High Fidelity 3D Face Reconstruction. In *IEEE Conf. Comput. Vis. Pattern Recog.* Computer Vision Foundation / IEEE Computer Society, 1155–1164.

Thomas Gerig, Andreas Morel-Forster, Clemens Blumer, Bernhard Egger, Marcel Lüthi, Sandro Schönborn, and Thomas Vetter. 2018. Morphable Face Models - An Open Framework. In *Conference on Automatic Face & Gesture Recognition*. IEEE Computer Society, 75–82.

Philip-William Grassal, Malte Prinzler, Titus Leistner, Carsten Rother, Matthias Nießner, and Justus Thies. 2022. Neural Head Avatars from Monocular RGB Videos. In *IEEE*

Conf. Comput. Vis. Pattern Recog. IEEE, 18632–18643.

Jiatao Gu, Lingjie Liu, Peng Wang, and Christian Theobalt. 2022. StyleNeRF: A Style-based 3D Aware Generator for High-resolution Image Synthesis. In *Int. Conf. Learn. Represent.* OpenReview.net.

Yang Hong, Bo Peng, Haiyao Xiao, Ligang Liu, and Juyong Zhang. 2022. HeadNeRF: A Realtime NeRF-based Parametric Head Model. In *IEEE Conf. Comput. Vis. Pattern Recog.* IEEE, 20342–20352.

Alexandru Eugen Ichim, Sofien Bouaziz, and Mark Pauly. 2015. Dynamic 3D avatar creation from hand-held video input. *ACM Trans. Graph.* 34, 4 (2015), 45:1–45:14.

Yoni Kasten, Dolev Ofri, Oliver Wang, and Tali Dekel. 2021. Layered neural atlases for consistent video editing. *ACM Transactions on Graphics (TOG)* 40, 6 (2021), 1–12.

Hyeonwoo Kim, Pablo Garrido, Ayush Tewari, Weipeng Xu, Justus Thies, Matthias Nießner, Patrick Pérez, Christian Richardt, Michael Zollhöfer, and Christian Theobalt. 2018. Deep video portraits. *ACM Trans. Graph.* 37, 4 (2018), 163.

Alexandros Lattas, Stylianos Moschoglou, Stylianos Ploumpis, Baris Gecer, Abhijeet Ghosh, and Stefanos Zafeiriou. 2022. AvatarMe⁺⁺: Facial Shape and BRDF Inference With Photorealistic Rendering-Aware GANs. *IEEE Trans. Pattern Anal. Mach. Intell.* 44, 12 (2022), 9269–9284.

Ruilong Li, Julian Tanke, Minh Vo, Michael Zollhöfer, Jürgen Gall, Angjoo Kanazawa, and Christoph Lassner. 2022b. TAVA: Template-free Animatable Volumetric Actors. In *Eur. Conf. Comput. Vis. (Lecture Notes in Computer Science, Vol. 13692)*. Springer, 419–436.

Tianye Li, Timo Bolkart, Michael J. Black, Hao Li, and Javier Romero. 2017. Learning a model of facial shape and expression from 4D scans. *ACM Trans. Graph.* 36, 6 (2017), 194:1–194:17.

Tianye Li, Mira Slavcheva, Michael Zollhöfer, Simon Green, Christoph Lassner, Changil Kim, Tanner Schmidt, Steven Lovegrove, Michael Goesele, Richard A. Newcombe, and Zhaoqiang Lv. 2022a. Neural 3D Video Synthesis from Multi-view Video. In *IEEE Conf. Comput. Vis. Pattern Recog.* IEEE, 5511–5521.

Zhengqi Li, Simon Niklaus, Noah Snively, and Oliver Wang. 2021. Neural Scene Flow Fields for Space-Time View Synthesis of Dynamic Scenes. In *IEEE Conf. Comput. Vis. Pattern Recog.* Computer Vision Foundation / IEEE Computer Society, 6498–6508.

Jiangke Lin, Yi Yuan, Tianjia Shao, and Kun Zhou. 2020. Towards High-Fidelity 3D Face Reconstruction From In-the-Wild Images Using Graph Convolutional Networks. In *IEEE Conf. Comput. Vis. Pattern Recog.* Computer Vision Foundation / IEEE Computer Society, 5890–5899.

Shanchuan Lin, Andrey Ryabtsev, Soumyadip Sengupta, Brian L. Curless, Steven M. Seitz, and Ira Kemelmacher-Shlizerman. 2021. Real-Time High-Resolution Background Matting. In *IEEE Conf. Comput. Vis. Pattern Recog.* Computer Vision Foundation / IEEE Computer Society, 8762–8771.

Stephen Lombardi, Jason M. Saragih, Tomas Simon, and Yaser Sheikh. 2018. Deep appearance models for face rendering. *ACM Trans. Graph.* 37, 4 (2018), 68.

Stephen Lombardi, Tomas Simon, Jason Saragih, Gabriel Schwartz, Andreas Lehrmann, and Yaser Sheikh. 2019. Neural Volumes: Learning Dynamic Renderable Volumes from Images. *ACM Trans. Graph.* 38, 4 (2019), 65:1–65:14.

Stephen Lombardi, Tomas Simon, Gabriel Schwartz, Michael Zollhöfer, Yaser Sheikh, and Jason M. Saragih. 2021. Mixture of volumetric primitives for efficient neural rendering. *ACM Trans. Graph.* 40, 4 (2021), 59:1–59:13.

Shugao Ma, Tomas Simon, Jason M. Saragih, Dawei Wang, Yuecheng Li, Fernando De la Torre, and Yaser Sheikh. 2021. Pixel Codec Avatars. In *IEEE Conf. Comput. Vis. Pattern Recog.* Computer Vision Foundation / IEEE Computer Society, 64–73.

Moustafa Meshry, Saksham Suri, Larry S. Davis, and Abhinav Srivastava. 2021. Learned Spatial Representations for Few-shot Talking-Head Synthesis. In *Int. Conf. Comput. Vis.* IEEE, 13809–13818.

Metashape. 2020. Agisoft Metashape (Version 1.8.4) (Software). Retrieved from: <https://www.agisoft.com/downloads/installer/>.

Marko Mihajlovic, Aayush Bansal, Michael Zollhöfer, Siyu Tang, and Shunsuke Saito. 2022. KeypointNeRF: Generalizing Image-Based Volumetric Avatars Using Relative Spatial Encoding of Keypoints. In *Eur. Conf. Comput. Vis. (Lecture Notes in Computer Science, Vol. 13675)*. Springer, 179–197.

Ben Mildenhall, Pratul P. Srinivasan, Matthew Tancik, Jonathan T. Barron, Ravi Ramamoorthi, and Ren Ng. 2022. NeRF: representing scenes as neural radiance fields for view synthesis. *Commun. ACM* 65, 1 (2022), 99–106.

Thomas Müller, Alex Evans, Christoph Schied, and Alexander Keller. 2022. Instant neural graphics primitives with a multiresolution hash encoding. *ACM Trans. Graph.* 41, 4 (2022), 102:1–102:15.

Koki Nagano, Jaewoo Seo, Jun Xing, Lingyu Wei, Zimo Li, Shunsuke Saito, Aviral Agarwal, Jens Fursund, and Hao Li. 2018. paGAN: real-time avatars using dynamic textures. *ACM Trans. Graph.* 37, 6 (2018), 258.

Roy Or-El, Xuan Luo, Mengyi Shan, Eli Shechtman, Jeong Joon Park, and Ira Kemelmacher-Shlizerman. 2022. StyleSDF: High-Resolution 3D-Consistent Image and Geometry Generation. In *IEEE Conf. Comput. Vis. Pattern Recog.* IEEE, 13493–13503.

Jeong Joon Park, Peter Florence, Julian Straub, Richard A. Newcombe, and Steven Lovegrove. 2019. DeepSDF: Learning Continuous Signed Distance Functions for Shape Representation. In *IEEE Conf. Comput. Vis. Pattern Recog.* Computer Vision

- Foundation / IEEE Computer Society, 165–174.
- Keunhong Park, Utkarsh Sinha, Jonathan T. Barron, Sofien Bouaziz, Dan B. Goldman, Steven M. Seitz, and Ricardo Martin-Brualla. 2021a. Nerfies: Deformable Neural Radiance Fields. In *Int. Conf. Comput. Vis.* IEEE, 5845–5854.
- Keunhong Park, Utkarsh Sinha, Peter Hedman, Jonathan T. Barron, Sofien Bouaziz, Dan B. Goldman, Ricardo Martin-Brualla, and Steven M. Seitz. 2021b. HyperNeRF: a higher-dimensional representation for topologically varying neural radiance fields. *ACM Trans. Graph.* 40, 6 (2021), 238:1–238:12.
- Omkar M. Parkhi, Andrea Vedaldi, and Andrew Zisserman. 2015. Deep Face Recognition. In *British Machine Vision Conference*.
- Amit Raj, Michael Zollhöfer, Tomas Simon, Jason M. Saragih, Shunsuke Saito, James Hays, and Stephen Lombardi. 2021. Pixel-Aligned Volumetric Avatars. In *IEEE Conf. Comput. Vis. Pattern Recog.* Computer Vision Foundation / IEEE Computer Society, 11733–11742.
- Eduard Ramon, Gil Triginer, Janna Ecur, Albert Pumarola, Jaime Garcia Giraldez, Xavier Giró-i-Nieto, and Francesc Moreno-Noguer. 2021. H3D-Net: Few-Shot High-Fidelity 3D Head Reconstruction. In *Int. Conf. Comput. Vis.* IEEE, 5600–5609.
- Xingyu Ren, Alexandros Lattas, Baris Gecer, Jiankang Deng, Chao Ma, Xiaokang Yang, and Stefanos Zafeiriou. 2022. Facial Geometric Detail Recovery via Implicit Representation. *CoRR abs/2203.09692* (2022).
- Gil Shamaï, Ron Slossberg, and Ron Kimmel. 2019. Synthesizing Facial Photometries and Corresponding Geometries Using Generative Adversarial Networks. *ACM Trans. Multimedia Comput. Commun. Appl.* 15, 3s (2019).
- Keqiang Sun, Shangzhe Wu, Zhaoyang Huang, Ning Zhang, Quan Wang, and Hongsheng Li. 2022. Controllable 3D Face Synthesis with Conditional Generative Occupancy Fields. *CoRR abs/2206.08361* (2022).
- Towaki Takikawa, Joey Litalien, Kangxue Yin, Karsten Kreis, Charles T. Loop, Derek Nowrouzezahrai, Alec Jacobson, Morgan McGuire, and Sanja Fidler. 2021. Neural Geometric Level of Detail: Real-Time Rendering With Implicit 3D Shapes. In *IEEE Conf. Comput. Vis. Pattern Recog.* Computer Vision Foundation / IEEE Computer Society, 11358–11367.
- Jiaxiang Tang. 2022. Torch-ngp: a PyTorch implementation of instant-ngp. <https://github.com/ashawkey/torch-ngp>.
- Ayush Tewari, Mohamed Elgharib, Mallikarjun B. R., Florian Bernard, Hans-Peter Seidel, Patrick Pérez, Michael Zollhöfer, and Christian Theobalt. 2020. PIE: portrait image embedding for semantic control. *ACM Trans. Graph.* 39, 6 (2020), 223:1–223:14.
- Ayush Tewari, Justus Thies, Ben Mildenhall, Pratul P. Srinivasan, Edgar Tretschk, Yifan Wang, Christoph Lassner, Vincent Sitzmann, Ricardo Martin-Brualla, Stephen Lombardi, Tomas Simon, Christian Theobalt, Matthias Nießner, Jonathan T. Barron, Gordon Wetzstein, Michael Zollhöfer, and Vladislav Golyanik. 2022. Advances in Neural Rendering. *Comput. Graph. Forum* 41, 2 (2022), 703–735.
- Ayush Tewari, Michael Zollhöfer, Pablo Garrido, Florian Bernard, Hyeonwoo Kim, Patrick Pérez, and Christian Theobalt. 2018. Self-Supervised Multi-Level Face Model Learning for Monocular Reconstruction at Over 250 Hz. In *IEEE Conf. Comput. Vis. Pattern Recog.* Computer Vision Foundation / IEEE Computer Society, 2549–2559.
- Justus Thies, Michael Zollhöfer, and Matthias Nießner. 2019a. Deferred neural rendering: image synthesis using neural textures. *ACM Trans. Graph.* 38, 4 (2019), 66:1–66:12.
- J. Thies, M. Zollhöfer, M. Stamminger, C. Theobalt, and M. Nießner. 2016. Face2Face: Real-time Face Capture and Reenactment of RGB Videos. In *Proc. Computer Vision and Pattern Recognition (CVPR)*, IEEE.
- Justus Thies, Michael Zollhöfer, Marc Stamminger, Christian Theobalt, and Matthias Nießner. 2019b. Face2Face: real-time face capture and reenactment of RGB videos. *Commun. ACM* 62, 1 (2019), 96–104.
- Luan Tran, Feng Liu, and Xiaoming Liu. 2019. Towards High-Fidelity Nonlinear 3D Face Morphable Model. In *IEEE Conf. Comput. Vis. Pattern Recog.* Computer Vision Foundation / IEEE Computer Society, 1126–1135.
- Daoye Wang, Prashanth Chandran, Gaspard Zoss, Derek Bradley, and Paulo F. U. Gotardo. 2022. MoRF: Morphable Radiance Fields for Multiview Neural Head Modeling. In *SIGGRAPH*. ACM, 55:1–55:9.
- Ting-Chun Wang, Arun Mallya, and Ming-Yu Liu. 2021b. One-Shot Free-View Neural Talking-Head Synthesis for Video Conferencing. In *IEEE Conf. Comput. Vis. Pattern Recog.* Computer Vision Foundation / IEEE Computer Society, 10039–10049.
- Ziyan Wang, Timur M. Bagautdinov, Stephen Lombardi, Tomas Simon, Jason M. Saragih, Jessica K. Hodgins, and Michael Zollhöfer. 2021a. Learning Compositional Radiance Fields of Dynamic Human Heads. In *IEEE Conf. Comput. Vis. Pattern Recog.* Computer Vision Foundation / IEEE Computer Society, 5704–5713.
- Zhou Wang, Alan C. Bovik, Hamid R. Sheikh, and Eero P. Simoncelli. 2004. Image quality assessment: from error visibility to structural similarity. *IEEE Trans. Image Process.* 13, 4 (2004), 600–612.
- Jianfeng Xiang, Jiaolong Yang, Yu Deng, and Xin Tong. 2022. GRAM-HD: 3D-Consistent Image Generation at High Resolution with Generative Radiance Manifolds. <https://doi.org/10.48550/ARXIV.2206.07255>
- Shugo Yamaguchi, Shunsuke Saito, Koki Nagano, Yajie Zhao, Weikai Chen, Kyle Olszewski, Shigeo Morishima, and Hao Li. 2018. High-fidelity facial reflectance and geometry inference from an unconstrained image. *ACM Trans. Graph.* 37, 4 (2018), 162.
- Alex Yu, Ruilong Li, Matthew Tancik, Hao Li, Ren Ng, and Angjoo Kanazawa. 2021. PlenOctrees for Real-time Rendering of Neural Radiance Fields. In *Int. Conf. Comput. Vis.* IEEE, 5732–5741.
- Hao Zhang, Tianyuan Dai, Yu-Wing Tai, and Chi-Keung Tang. 2022. FLNeRF: 3D Facial Landmarks Estimation in Neural Radiance Fields. *CoRR abs/2211.11202* (2022).
- Richard Zhang, Phillip Isola, Alexei A. Efros, Eli Shechtman, and Oliver Wang. 2018. The Unreasonable Effectiveness of Deep Features as a Perceptual Metric. In *IEEE Conf. Comput. Vis. Pattern Recog.* Computer Vision Foundation / IEEE Computer Society, 586–595.
- Yufeng Zheng, Victoria Fernández Abrevaya, Marcel C. Bühler, Xu Chen, Michael J. Black, and Otmar Hilliges. 2022. I M Avatar: Implicit Morphable Head Avatars from Videos. In *IEEE Conf. Comput. Vis. Pattern Recog.* IEEE, 13535–13545.
- Michael Zollhöfer, Justus Thies, Pablo Garrido, Derek Bradley, Thabo Beeler, Patrick Pérez, Marc Stamminger, Matthias Nießner, and Christian Theobalt. 2018. State of the Art on Monocular 3D Face Reconstruction, Tracking, and Applications. *Comput. Graph. Forum* 37, 2 (2018), 523–550.