

COMPOSITIONALITY IN ALGORITHMS FOR SMOOTHING

MORITZ SCHAUER AND FRANK VAN DER MEULEN

ABSTRACT. Backward Filtering Forward Guiding (BFFG) is a bidirectional algorithm proposed in Mider et al. [2021] and studied more in depth in a general setting in Van der Meulen and Schauer [2022]. In category theory, optics have been proposed for modelling systems with bidirectional data flow. We connect BFFG with optics and prove that different ways of composing the building blocks of BFFG correspond to equivalent optics.

1. INTRODUCTION

The past decade has witnessed an increased application of category theory to machine learning (Shiebler et al. [2021], Fong et al. [2019]). A key underlying idea is to focus on compositionality and abstract away details. State space models, also known as hidden Markov models, consist of a latent Markov process that is only partially observed, possibly subject to noise. A visualisation as a directed graph is given in Figure 1. Here, \bullet and \circ correspond to latent and observed vertices respectively. Let X_s denote the value at vertex s . The values at the leaf vertices are generated as follows

$$\begin{aligned} X_{t_0} | X_r &\sim \kappa_{r,t_0}(X_r, \cdot) \\ X_{t_i} | X_{t_{i-1}} &\sim \kappa_{t_{i-1},t_i}(X_{t_{i-1}}, \cdot), \quad 1 \leq i \leq n \\ X_{v_i} | X_{t_i} &\sim \kappa_{v_i,t_i}(X_{t_i}, \cdot). \end{aligned}$$

Here, each of the κ are Markov kernels (Cf. Section 2.1) that represent the conditional probability distributions by which the process evolves on the directed graph. State-space models have widespread use in many fields including engineering, economics and biology.

Date: March 31, 2023.

2020 Mathematics Subject Classification. Primary: 62M05, 18M35 ; Secondary: 18M05.

Key words and phrases. backward information filter, Bayesian hidden Markov Model, bidirectional data flow, category theory, compositionality, forward-backward algorithm, optics.

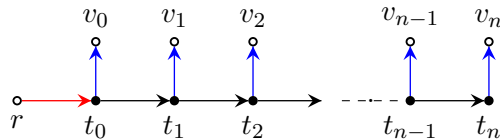


FIGURE 1. Visualisation of a state-space-model. The process starts from the known root vertex r and evolves over times t_0, t_1, \dots, t_n . At each time t_i , a partial observation at vertex v_i is assumed.

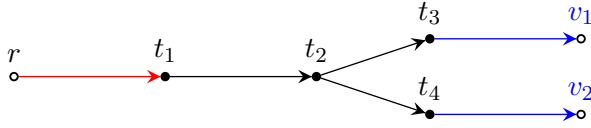


FIGURE 2. Example of a stochastic process on a directed tree. The root-node is denoted by r which, without loss of generality, is assumed to be known. We assume at each vertex sits a random quantity, and only at the leaf vertices v_1 and v_2 a realisation of that random quantity is observed.

In this paper we consider the more general setup where X is a stochastic process on a directed tree. The process is assumed to be observed only at its leaf vertices. A simple example is given in Figure 2. The smoothing problem consists of inferring the distribution of the process at all interior (non-observed) vertices, conditional on the observations at the leaves. For the example in Figure 2 this amounts to $\{X_{t_i}, 1 \leq i \leq 4\}$, if X_s denotes the value of X at the vertex labeled s . Cappé et al. [2005] present multiple approaches towards this problem for the specific setting of state-space models: (i) normalised forward-backward recursion (ii) forward decomposition (iii) backward decomposition. The computations involved can only be done in closed-form in very specific settings, such as when the latent state only takes values in a finite set. The celebrated Kalman filter-smoother for linear Gaussian systems is another well-known example (Bishop [2007]). Van der Meulen and Schauer [2022] introduced the *Backward Filtering Forward Guiding (BFFG)* algorithm, which uses the forward decomposition with simplified dynamics in the backward filtering pass for X . BFFG provides a general framework for dealing with the smoothing problem encompassing the Kalman en finite-state space settings as special cases.

The algorithm is characterised by a *bidirectional data flow*: there is both a forward and backward pass. Within category theory, lenses and optics have been proposed as building blocks for bidirectionality. It is the aim of this paper to provide a categorical perspective of the BFFG-algorithm using optics. In particular, in theorems 1 and 2 we provide compositionality results for Kalman smoothing. More precisely, we show that the optic obtained from parallel/sequential composing Markov kernels is equivalent to the corresponding composition of optics of the separate Markov kernels. Compositionality of the well-known Forward Filtering Backward Sampling (FFBS) algorithm (Frühwirth-Schnatter [1994], Carter and Kohn [1994]) is a direct consequence of our results.

From a practical point of view, we believe that a description of an algorithm in categorical language enhances its understanding and greatly simplifies its implementation. For BFFG this means that certain forward and backward maps need to be implemented, their pairing to form an optic, and finally composition rules for optics.

1.1. Outline. We start with a recap of a few notions from category theory in Section 2. Specific attention is given to Markov kernels and optics. In Section 3 we summarise the BFFG-algorithm from Van der Meulen and Schauer [2022]. Sections 4 and 5 show equivalence of different ways of sequential- and parallel composition of the algorithm respectively. Theorems 1 and 2 are the main results. In Section 6 we discuss sampling from the smoothing distribution. We conclude with an example in Section 7.

2. DEFINITIONS FROM CATEGORY THEORY

We start with the definition of a category, taken from [Pierce \[1991\]](#) (Definition 1.1.1).

Definition 1. A category C comprises

- (1) a collection of objects;
- (2) a collections of arrows (often called morphisms);
- (3) operations assigning to each arrow f an object $\text{dom}f$, its domain, and an object $\text{cod}f$, its codomain (we write $f: A \rightarrow B$ to show that $\text{dom}f = A$ and $\text{cod}f = B$);
- (4) a composition operator assigning to each pair of arrows f and g with $\text{cod}f = \text{dom}g$, a composite arrow $g \circ f: \text{dom}f \rightarrow \text{cod}g$ satisfying the the following associative law: for any $f: A \rightarrow B$, $g: B \rightarrow C$ and $h: C \rightarrow D$

$$h \circ (g \circ f) = (h \circ g) \circ f;$$

- (5) for each object A , an identity arrow $\text{id}_A: A \rightarrow A$ satisfying the identity law

$$\text{for any } f: A \rightarrow B: \quad \text{id}_B \circ f = f \quad \text{and} \quad f \circ \text{id}_A = f.$$

2.1. Markov kernels. The following recap on Markov kernels is taken from from Section 2.1 in [Van der Meulen and Schauer \[2022\]](#) Let $S = (E, \mathfrak{B})$ and $S' = (E', \mathfrak{B}')$ be Borel measurable spaces. A Markov kernel between S and S' is denoted by $\kappa: S \rightarrow S'$ (note the special type of arrow), where S is the “source” and S' the “target”. That is, $\kappa: E \times \mathfrak{B}' \rightarrow [0, 1]$, where (i) for fixed $B \in \mathfrak{B}'$ the map $x \mapsto \kappa(x, B)$ is \mathfrak{B} -measurable and (ii) for fixed $x \in E$, the map $B \mapsto \kappa(x, B)$ is a probability measure on S' . On a measurable space S , denote the sets of bounded measures and bounded measurable functions (equipped with the supremum norm) by $\mathbf{M}(S)$ and $\mathbf{B}(S)$ respectively. The kernel κ induces a *pushforward* of the measure μ on S to S' via

$$\mu\kappa(\cdot) = \int_E \kappa(x, \cdot)\mu(dx), \quad \mu \in \mathbf{M}(S). \quad (2.1)$$

The linear continuous operator $\kappa: \mathbf{B}(S') \rightarrow \mathbf{B}(S)$ is defined by

$$\kappa h(\cdot) = \int_E h(y)\kappa(\cdot, dy), \quad h \in \mathbf{B}(S'). \quad (2.2)$$

We will refer to this operation as the *pullback* of h under the kernel κ . Markov kernels $\kappa_1: S_0 \rightarrow S_1$ and $\kappa_2: S_1 \rightarrow S_2$ can be composed by the Chapman-Kolmogorov equations, here written as juxtaposition

$$(\kappa_1\kappa_2)(x_0, \cdot) = \int_{E_1} \kappa_2(x_1, \cdot)\kappa_1(x_0, dx_1), \quad x_0 \in E_0. \quad (2.3)$$

The unit id for this composition is the identity function considered as a Markov kernel, $\text{id}(x, dy) = \delta_x(dy)$. The product kernel $\kappa \otimes \kappa'$ on $S \otimes S'$ is defined on the cylinder sets by

$$(\kappa \otimes \kappa')((x, x'), B \times B') = \kappa(x, B)\kappa'(x', B'), \quad (2.4)$$

(where $x \in E$, $x' \in E'$, $B \in \mathfrak{B}$, $B' \in \mathfrak{B}'$) and then extended to a kernel on the product measure space.

The category **BorelStoch** has as objects measurable spaces S, S' and arrows given by Markov kernels $\kappa: S \rightarrow S'$. If $\kappa_{S,T}: S \rightarrow T$ and $\kappa_{T,U}: T \rightarrow U$ then a composite arrow

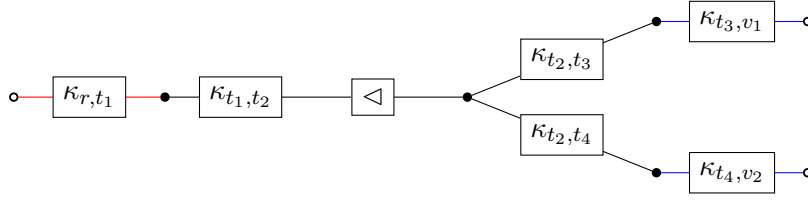


FIGURE 3. String diagram corresponding to Figure 2. \triangleleft is the duplication kernel defined in (2.5).

$\kappa_{S,U}$ can be defined via the Chapman-Kolmogorov equation (2.3), which we write in diagrammatic order as $\kappa_{S,U} = \kappa_{S,T}\kappa_{T,U}$. The identity morphism is id .

2.2. Computational graph on a directed tree. Using Markov kernels, we can define a “computational graph” of a stochastic process on a directed tree. We explain this for the tree depicted in Figure 2. Though this visualisation is popular in the literature on Bayesian networks – highlighting vertices at which random quantities “sit” – from a categorical point of view it is more natural to convert this figure into the string diagram given in Figure 3. Here, the duplication kernel \triangleleft is defined by

$$\triangleleft(x, dy) = \delta_x(y_1)\delta_x(y_2), \quad y = (y_1, y_2). \quad (2.5)$$

This encodes making a copy of x when the process branches into conditionally independent subbranches. The “computational graph” of the dynamics along the tree is given by

$$\kappa_{r,t_1}\kappa_{t_1,t_2}\triangleleft(\kappa_{t_2,t_3} \otimes \kappa_{t_3,t_4})(\kappa_{t_3,v_1} \otimes \kappa_{t_4,v_2})$$

We aim to transform this graph into a procedure that produces a weighted sample $(\omega, X_{t_1}^\circ, X_{t_2}^\circ, X_{t_3}^\circ, X_{t_4}^\circ)$ from the smoothing distribution such that

$$\mathbb{E}[f(X_{t_1}, X_{t_2}, X_{t_3}, X_{t_4}) \mid X_{v_1} = x_1, X_{v_2} = x_2] = \mathbb{E}[\omega f(X_{t_1}^\circ, X_{t_2}^\circ, X_{t_3}^\circ, X_{t_4}^\circ)]$$

for test-functions f .

2.3. Optics. Optics were introduced in Riley [2018] for modelling systems with bidirectional data flow. Here, we present the formulation as given in Gavranović [2022].

Definition 2. An **optic** from (A, A') to (B, B') is an equivalence class of triplets $(M, \text{fw}, \text{bw})$ with

- M : \mathcal{C} type of the internal state;
- $\text{fw}: A \rightarrow M \otimes B$ the forward map;
- $\text{bw}: M \otimes B' \rightarrow A'$ the backward map.

In the language of category theory, objects are tuples (A, A') and (B, B') and morphisms equivalence classes of triplets like $(M, \text{fw}, \text{bw})$. Two optics (M, f, f') and (N, g, g') are equivalent, $(M, f, f') \sim (N, g, g')$ if there exists $r: M \rightarrow N$ such that $f; (r \otimes B) = g$ and $(r \otimes B'); g' = f'$.

The map r is called the residual morphism. The requirement on r is that the following diagrams commute:

$$\begin{array}{ccc}
A & \xrightarrow{f} & M \otimes B \\
& \searrow g & \downarrow r \otimes B \\
& & N \otimes B
\end{array}
\qquad
\begin{array}{ccc}
M \otimes B' & \xrightarrow{f'} & A' \\
r \otimes B' \downarrow & \nearrow g' & \\
N \otimes B' & &
\end{array}$$

As pointed out in Remark 3 of Gavranović [2022], the directionality of the residual morphism in the equivalence relation does not matter.

On optic from (A, A') to (B, B') can be visualised as follows:

$$\begin{array}{ccc}
A & \longrightarrow & \boxed{\text{fw}} \longrightarrow B \\
& & \downarrow M \\
A' & \longleftarrow & \boxed{\text{bw}} \longleftarrow B'
\end{array} \tag{2.6}$$

Here M represents the internal state.

Definition 3 (Composition of optics). Optics can be composed (Definition 3 in Gavranović [2022]): consider two optics

$$\begin{bmatrix} A \\ A' \end{bmatrix} \xrightarrow{(M_1, \text{fw}_1, \text{bw}_1)} \begin{bmatrix} B \\ B' \end{bmatrix} \quad \text{and} \quad \begin{bmatrix} B \\ B' \end{bmatrix} \xrightarrow{(M_2, \text{fw}_2, \text{bw}_2)} \begin{bmatrix} C \\ C' \end{bmatrix},$$

then the composite $(M, \text{fw}, \text{bw})$ is defined by

$$\begin{aligned}
M &:= M_1 \otimes M_2 \\
\text{fw} &:= A \xrightarrow{\text{fw}_1} M_1 \otimes B \xrightarrow{M_1 \otimes \text{fw}_2} M_1 \otimes (M_2 \otimes C) \\
\text{bw} &:= M_1 \otimes (M_2 \otimes C') \xrightarrow{M_1 \otimes \text{bw}_2} M_1 \otimes B' \xrightarrow{\text{bw}_1} A'
\end{aligned}$$

A visualisation clarifies the composition rule.

$$\begin{array}{ccc}
A \longrightarrow \boxed{\text{fw}_1} \longrightarrow B & & B \longrightarrow \boxed{\text{fw}_2} \longrightarrow C \\
& \downarrow M_1 & \downarrow M_2 \\
A' \longleftarrow \boxed{\text{bw}_1} \longleftarrow B' & & B' \longleftarrow \boxed{\text{bw}_2} \longleftarrow C'
\end{array}$$

Definition 4 (Tensor product of optics). Consider two optics

$$\begin{bmatrix} A_1 \\ A'_1 \end{bmatrix} \xrightarrow{(M_1, \text{fw}_1, \text{bw}_1)} \begin{bmatrix} B_1 \\ B'_1 \end{bmatrix} \quad \text{and} \quad \begin{bmatrix} A_2 \\ A'_2 \end{bmatrix} \xrightarrow{(M_2, \text{fw}_2, \text{bw}_2)} \begin{bmatrix} B_2 \\ B'_2 \end{bmatrix},$$

then the tensor product $(M, \text{fw}, \text{bw})$

$$\begin{bmatrix} A_1 \otimes A_2 \\ A'_1 \otimes A'_2 \end{bmatrix} \xrightarrow{(M, \text{fw}, \text{bw})} \begin{bmatrix} B_1 \otimes B_2 \\ B'_1 \otimes B'_2 \end{bmatrix}$$

is defined by

$$\begin{aligned}
M &:= M_1 \otimes M_2 \\
\text{fw} &:= (A_1, A_2) \xrightarrow{\text{fw}_1 \otimes \text{fw}_2} (M_1 \otimes B_1, M_2 \otimes B_2) \\
\text{bw} &:= (M_1 \otimes B_1) \otimes (M_2, \otimes B_2) \xrightarrow{(M_1 \otimes \text{bw}_1) \otimes (M_2 \otimes \text{bw}_2)} B'_1 \otimes B'_2
\end{aligned}$$

This can be visualised by putting the boxes in the diagram on top rather than next to one another.

Vertechi [2022] defines *dependent optics*. In this case the composition rules are just as for “ordinary” optics, but the object (A_1, A_2) need not have A_1 and A_2 be of the same type. Rather, both can depend on a third object.

3. BACKWARD FILTERING FORWARD GUIDING

In this section we recap the BFFG-algorithm introduced in Mider et al. [2021] and generalised in Van der Meulen and Schauer [2022]. We recap section 3 from the latter paper and refer to Van der Meulen [2022] for a non-technical introduction to it.

For exposition, assume a stochastic process on a line-graph, with vertices denoted by $\{0, 1, \dots, n+1\}$. The root-vertex 0 is assumed to be known. The transition from vertex $i-1$ to i is governed by the Markov kernel κ_i . Then, if at node 0 the process equals x_0 , the distribution at vertex 1 is $\delta_{x_0} \kappa_1$, the pushforward of δ_{x_0} (Cf. Equation (2.1)). Pushing forward iteratively, we see that the random quantity at vertex i , denoted by X_i , has distribution

$$\delta_{x_0} \kappa_1 \kappa_2 \cdots \kappa_i. \quad (3.1)$$

Brackets are unnecessary by associativity of Markov composition. Suppose we observe x_{n+1} at vertex $n+1$. See Figure 4, where we have added the Markov kernels along the branches.

Assume that $\kappa_{n+1}(x, dy) = p_{n+1}(x, y) \nu(dy)$ for a dominating measure ν . By repeatedly applying the pullback operation (2.2), we obtain the *backward filter*

$$\begin{aligned}
h_n(x) &= p_{n+1}(x, x_{n+1}) \\
h_{i-1} &= \kappa_i \kappa_{i+1} \cdots \kappa_n h_n.
\end{aligned} \quad (3.2)$$

Note that for each $0 \leq i \leq n$, $h_i(x)$ gives the density of the observed x_{n+1} , conditional on $X_i = x$.

The *h-transform* maps (κ_i, h_i) to κ_i^* , where for (κ_i, h_i) , $i \in \{1, \dots, n\}$,

$$\frac{\kappa_i^*(x, dy)}{\kappa_i(x, dy)} = \frac{h_i(y)}{(\kappa_i h_i)(x)} =: m(x, y). \quad (3.3)$$

Viewed as such, the transform from κ_i to κ_i^* depends on m , which we interpret as a *message* obtained from backward filtering, to be used in the pushforward of a measure.

If μ_i is the distribution of X_i , conditional on $X_{n+1} = x_{n+1}$, then $\mu_1 = \delta_{x_0} \kappa_1^*$, $\mu_2 = \mu_1 \kappa_2^*$, $\mu_3 = \mu_2 \kappa_3^* \dots$. Hence, we see that there is a bidirectional dataflow

- $\{h_i\}$ are computed backwards;
- the measure μ_{i-1} is pushed forwards using κ_i^* which uses the message m .




FIGURE 4. Stochastic process on a line graph with one observation corresponding to the composition of Markov kernels specified in Equation (3.1).

The messages can be computed in the backward pass to be afterwards used in the forward pass. This motivates the definitions in the upcoming section.

3.1. Forward- and backward maps. In the upcoming definitions we assume kernels $\kappa: S \rightarrow S'$ and $\tilde{\kappa}: S \rightarrow S'$, where $S = (E, \mathfrak{B})$ and $S' = (E', \mathfrak{B}')$ are measure spaces.

Definition 5. For a Markov kernel $\kappa: S \rightarrow S'$ and function $h \in \mathbf{B}(S')$ define the *backward map* $\mathcal{B}_\kappa: \mathbf{B}(S') \rightarrow \mathbf{B}(S \times S') \times \mathbf{B}(S)$ by

$$\mathcal{B}_\kappa(h) = (m, \kappa h), \quad \text{where} \quad m(x, y) = \frac{h(y)}{(\kappa h)(x)}. \quad (3.4)$$

This map returns both the pullback κg and an appropriate *message* m for the map \mathcal{F}_κ specified in the following definition.

Definition 6. For a Markov kernel $\kappa: S \rightarrow S'$, message $m \in \mathbf{B}(S \times S')$ (as defined in (3.4)) and measure $\mu \in \mathbf{M}(S)$ define the *forward map* $\mathcal{F}_\kappa: \mathbf{B}(S \times S') \times \mathbf{M}(S) \rightarrow \mathbf{M}(S')$ by

$$\mathcal{F}_\kappa(m, \mu) = \nu, \quad \text{with} \quad \nu(dy) = \int m(x, y)\mu(dx)\kappa(x, dy). \quad (3.5)$$

The pairing of the backward- and forward maps can be conveniently summarised by the following diagram, which is just like (2.6)

$$\begin{array}{ccccc} \mathbf{B}_1 & \longrightarrow & \boxed{\mathcal{B}_\kappa} & \longrightarrow & \mathbf{B}_0 \\ & & \downarrow m & & \\ \mathbf{M}_1 & \longleftarrow & \boxed{\mathcal{F}_\kappa} & \longleftarrow & \mathbf{M}_0 \end{array}$$

If μ is a probability measure, then $\mathcal{F}_\kappa(m, \mu)$ is a probability measure as well.

In case the pullback is intractable or computationally demanding, the kernels κ in the backward map be replaced by simpler kernels $\tilde{\kappa}$. If $\tilde{\kappa}_1: S_0 \rightarrow S_1$, this can be visualised as follows:

$$\begin{array}{ccccc} \mathbf{B}_1 & \longrightarrow & \boxed{\mathcal{B}_{\tilde{\kappa}}} & \longrightarrow & \mathbf{B}_0 \\ & & \downarrow m & & \\ \mathbf{M}_1 & \longleftarrow & \boxed{\mathcal{F}_\kappa} & \longleftarrow & \mathbf{M}_0 \end{array}$$

In this case, if μ is a probability measure, the output of the forward map will typically *not* be a probability measure, but rather a finite measure.

In case the backward map is used with an approximate kernel $\tilde{\kappa}$, rather than κ , we write $\mathcal{B}_{\tilde{\kappa}}(g) = (m, \tilde{\kappa}g)$, rather than with h . Hence, one should think of g as an approximate substitute for h . Then, we can reinterpret the forward map as producing a *weighted* probability measure: if $\varpi \geq 0$ and μ is a probability measure then

$$\mathcal{F}_{\kappa}(m, \varpi \cdot \mu)(dy) = (\varpi w_{\kappa}(m, \mu)) \cdot \nu(dy)$$

where the *weight* $w_{\kappa}(m, \mu)$ and probability measure ν are defined by

$$\begin{aligned} w_{\kappa}(m, \mu) &= \iint m(x, y) \kappa(x, dy) \mu(dx) = \int \frac{(\kappa g)(x)}{(\tilde{\kappa} g)(x)} \mu(dx) \\ \nu(dy) &= w_{\kappa}^{-1}(m, \mu) \int \frac{g(y)}{(\tilde{\kappa} g)(x)} \mu(dx) \kappa(x, dy). \end{aligned} \tag{3.6}$$

Hence, by using an approximate $\tilde{\kappa}$ in the backward map, we “pick up” a weight $w_{\kappa}(m, \mu)$. The backward map \mathcal{B} , forward map \mathcal{F} and message m are exactly what constitutes a dependent optic. The objects are pairs $(\mathbf{B}(S), \mathbf{M}(S))$, which both depend on the measurable space S . The only difference with the preceding is that fw in Section 2.3, the forward map, corresponds to the backward map \mathcal{B} here. That is, we first go backward in time and subsequently forward in time. From a categorical perspective, this distinction is irrelevant.

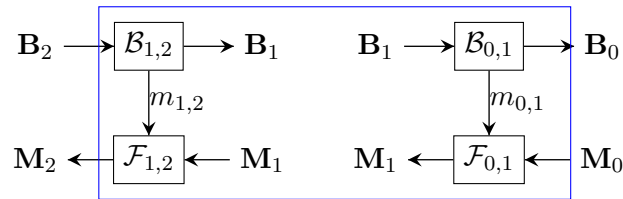
Notation: The (dependent) optic induced by $\tilde{\kappa}$ (used in the backward map) and κ (used in the forward map) will be denoted by $\mathcal{O}(\kappa, \tilde{\kappa})$.

The Backward Filtering Forward Guiding algorithm consists of composing optics and is executed by providing g_{n+1} as input to $\mathcal{B}_{\tilde{\kappa}_n}$ and δ_{x_0} as input to \mathcal{F}_{κ_1} .

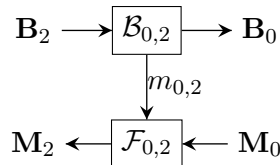
4. EQUIVALENCE OF SEQUENTIAL COMPOSITION

We consider the composition of two Markov kernels, say $\kappa_{0,1}$ and $\kappa_{1,2}$, and corresponding kernels $\tilde{\kappa}_{0,1}$ and $\tilde{\kappa}_{1,2}$ (used in the backward map). We introduce the short-hand notation $\mathcal{B}_{0,1} = \mathcal{B}_{\tilde{\kappa}_{0,1}}$ and $\mathcal{F}_{0,1} = \mathcal{F}_{\kappa_{1,2}}$.

The optics induced by $(\tilde{\kappa}_{0,1}, \kappa_{0,1})$ and $(\tilde{\kappa}_{1,2}, \kappa_{1,2})$ can be composed as follows:



However, since Markov kernels can be composed – using the Chapman-Kolmogorov equation (2.3) – there is another way to compose:



where $\kappa_{0,2} = \kappa_{0,1}\kappa_{1,2}$.

Hence, there are two constructions to compose

- (1) **construction 1:** compose Markov kernels to get $\kappa_{0,2} = \kappa_{0,1}\kappa_{1,2}$ (similarly $\tilde{\kappa}_{0,2} = \tilde{\kappa}_{0,1}\tilde{\kappa}_{1,2}$), then form the optic;
- (2) **construction 2:** compose optics $(m_{0,1}, \mathcal{B}_{0,1}, \mathcal{F}_{0,1})$ and $(m_{1,2}, \mathcal{B}_{1,2}, \mathcal{F}_{1,2})$.

Theorem 1. Both optics are in the same equivalence class. That is

$$\mathcal{O}(\kappa_{0,2}, \tilde{\kappa}_{0,2}) \sim \mathcal{O}(\kappa_{0,1}, \tilde{\kappa}_{0,1})\mathcal{O}(\kappa_{1,2}, \tilde{\kappa}_{1,2}),$$

the right-hand-side denoting composition of optics (in diagrammatic order).

Proof. For the first construction, the message sent is

$$m_{0,2}(x, y) = \frac{g(y)}{(\kappa_{0,2}g)(x)}$$

On the other hand, if we compose optics, there are two messages

- the message $m_{1,2}(x, y) = g(y)/(\tilde{\kappa}_{1,2}g)(x)$ sent by $\mathcal{B}_{1,2}$;
- the message

$$m_{0,1}(x, y) = \frac{(\tilde{\kappa}_{1,2}g)(y)}{(\tilde{\kappa}_{0,1}\tilde{\kappa}_{1,2}g)(x)} = \frac{(\tilde{\kappa}_{1,2}g)(y)}{(\tilde{\kappa}_{0,2}g)(x)}$$

sent by $\mathcal{B}_{0,1}$;

Note that for any z

$$m_{0,1}(x, z)m_{1,2}(z, y) = \frac{(\tilde{\kappa}_{1,2}g)(z)}{(\tilde{\kappa}_{0,2}g)(x)} \frac{g(y)}{(\tilde{\kappa}_{1,2}g)(z)} = m_{0,2}(x, y). \quad (4.1)$$

Hence, there is the residual map r that takes $(m_{0,1}, m_{1,2})$ as input to produce $m_{0,2}$ with

$$[r(m_{0,1}, m_{1,2})](x, y) = m_{0,1}(x, z)m_{1,2}(z, y)$$

where z can be chosen arbitrarily.

From construction 1 the forward map outputs the measure $\nu_2 = \mathcal{F}_{0,2}(m_{0,2}, \mu_0)$ given by

$$\nu_2(dy) = \int m_{0,2}(x, y)\mu_0(dx)\kappa_{0,2}(x, dy).$$

In the second construction, $\mathcal{F}_{0,1}(m_{0,1}, \mu_0)$ outputs the measure ν_1 with

$$\nu_1(dy) = \int m_{0,1}(x, y)\mu_0(dx)\kappa_{0,1}(x, dy)$$

which is subsequently passed through to output $\mathcal{F}_{1,2}(m_{1,2}, \nu_1)$ given by

$$\nu(dy) = \int m_{1,2}(x, y)\nu_1(dx)\kappa_{1,2}(x, dy).$$

We have

$$\begin{aligned}
\nu(dy) &= \int m_{1,2}(x, y) \int m_{0,1}(z, x) \mu_0(dz) \kappa_{0,1}(z, dx) \kappa_{1,2}(x, dy) \\
&= \int m_{0,2}(z, y) \mu_0(dz) \int \kappa_{0,1}(z, dx) \kappa_{1,2}(x, dy) \\
&= \int m_{0,2}(z, y) \mu_0(dz) \kappa_{0,2}(z, dy) = \nu_2(dy).
\end{aligned}$$

Here, the second equality follows from (4.1) and the third from the Chapman-Kolmogorov equations (Eq. (2.3)). □

5. EQUIVALENCE OF PARALLEL COMPOSITION

In the following let $i \in \{1, 2\}$. Define a tensor-product on $\mathbf{B}(S_1 \times S_2)$ by

$$(g_1 \odot g_2)(x_1, x_2) = g_1(x_1)g_2(x_2), \quad g_i \in \mathbf{B}(S_i). \quad (5.1)$$

Define a tensor-product on $\mathbf{M}(S_1 \times S_2)$ by

$$(\mu_1 \otimes \mu_2)(B_1 \times B_2) = \mu_1(B_1)\mu_2(B_2), \quad \mu_i \in \mathbf{M}(S_i).$$

Recall (2.4) defining a tensor product of Markov kernels. There are two constructions to apply parallel two Markov kernels κ_1 and κ_2

- (1) **construction 1:** take the product of Markov kernels to get $\kappa_{1 \otimes 2} = \kappa_1 \otimes \kappa_2$ (similarly for $\tilde{\kappa}_{1 \otimes 2} = \tilde{\kappa}_1 \otimes \tilde{\kappa}_2$), then form the optic;
- (2) **construction 2:** take tensor product of optics $(m_1, \mathcal{B}_1, \mathcal{F}_1)$ and $(m_2, \mathcal{B}_2, \mathcal{F}_2)$.

Theorem 2. Both optics are in the same equivalence class. That is

$$\mathcal{O}(\kappa_{1 \otimes 2}, \tilde{\kappa}_{1 \otimes 2}) \sim \mathcal{O}(\kappa_1, \tilde{\kappa}_1) \otimes \mathcal{O}(\kappa_2, \tilde{\kappa}_2),$$

the right-hand-side denoting tensor product of optics.

Proof. For the first construction, the pullback of $g_1 \odot g_2$ by $\tilde{\kappa}_1 \otimes \tilde{\kappa}_2$ is given by

$$(\tilde{\kappa}_1 \otimes \tilde{\kappa}_2)(g_1 \odot g_2) = (\tilde{\kappa}_1 g_1) \odot (\tilde{\kappa}_2 g_2).$$

Therefore, the message produced by $\mathcal{B}_{1 \otimes 2}$ is given by

$$m_{1 \otimes 2}(x, y) = \frac{(g_1 \odot g_2)(y)}{(\tilde{\kappa}_1 \otimes \tilde{\kappa}_2)(g_1 \odot g_2)(x)} = \prod_{i=1}^2 \frac{g_i(y_i)}{(\tilde{\kappa}_i g_i)(x_i)},$$

where $x = (x_1, x_2)$ and $y = (y_1, y_2)$.

In the second construction, we obtain pullbacks $\tilde{\kappa}_i g_i$ and messages

$$m_i(x_i, y_i) = \frac{g_i(y_i)}{(\tilde{\kappa}_i g_i)(x_i)}.$$

This implies that there exists a residual map r that takes (m_1, m_2) to produce $m_{1 \otimes 2}$ with

$$[r(m_1, m_2)](x, y) = m_1(x_1, y_1)m_2(x_2, y_2).$$

Then $\nu_{1\otimes 2} = \mathcal{F}_{\kappa_1 \otimes \kappa_2}(m_{1\otimes 2}, \mu_1 \otimes \mu_2)$ is given by

$$\begin{aligned} \nu_{1\otimes 2}(dy) &= \int m_{1\otimes 2}(x, y)(\kappa_1 \otimes \kappa_2)(x, dy)(\mu_1 \otimes \mu_2)(dx) \\ &= \prod_{i=1}^2 m_i(x_i, y_i) \kappa_i(x_i, dy_i) \mu_i(dx_i) = \mathcal{F}_{\kappa_1}(m_1, \mu_1) \otimes \mathcal{F}_{\kappa_2}(m_2, \mu_2). \end{aligned}$$

Hence, the outputs of the forward maps in both constructions agree. \square

Note that this result is only valid if we push forward a product measure $\mu_1 \otimes \mu_2$. For direct masses, this poses no restriction: $\delta_{(x_1, x_2)}(dy_1 dy_2) = \delta_{x_1}(dy_1) \delta_{x_2}(dy_2)$.

6. SAMPLING

Theorem 2 only applies to pushing forward product measures in \mathcal{F}_κ . Rather than pushing forward a measure using the map \mathcal{F} , one can also push forward a weighted sample, which does not suffer from such restrictions. Moreover, in Bayesian computation this is the more interesting setting. If the forward map is applied to the weighted measure $\omega \cdot \delta_x$ then

$$\mathcal{F}_\kappa(m, \omega \cdot \delta_x) = \omega m(x, y) \kappa(x, dy) = \omega \frac{g(y)}{(\tilde{\kappa}g)(x)} \kappa(x, dy) = \omega' \kappa^g(x, dy).$$

where

$$\omega' = \omega w_\kappa(m, \delta_x) \quad \text{and} \quad \kappa^m(x, dy) = m(x, y) \kappa(x, dy) = \frac{g(y) \kappa(x, dy)}{\int g(y) \kappa(x, dy)}.$$

To define sampling within the language of category we need the following two results.

Lemma 3 (Kallenberg [2002], Lemma 4.21). If $Z \sim U(0, 1)$, then there exist measurable functions r_1, r_2, \dots such that $Z_i = r_i(Z)$, $i \in \mathbb{N}$ are independent with the $U(0, 1)$ distribution.

Lemma 4 (Kallenberg [2002], Lemma 4.22). For a Markov kernel κ between a measure space (E, \mathfrak{B}) and a Borel space (E', \mathfrak{B}') , there is a measurable function $f_\kappa: E \times [0, 1] \rightarrow E'$ and a random variable $z \sim U[0, 1]$ such that the random variable $f_\kappa(x, z)$ has law $\kappa(x, \cdot)$ for each $x \in E$.

Let $\xi = (\omega, x, z)$, where $z \sim U(0, 1)$. By Lemma 3, there exist measurable functions r_1 and r_2 such that $r_1(z)$ and $r_2(z)$ are independent $U(0, 1)$ -distributed. By Lemma 4 the random variable $f_{\kappa^m}(x, r_1(z))$ has distribution $\kappa^m(x, \cdot)$. Hence, ξ can be pushed forward to $\xi' = (\omega', x', z')$ upon setting

$$\omega' = \omega w_\kappa(m, \delta_x), \quad x' = f_{\kappa^m}(x, r_1(z)), \quad z' = r_2(z).$$

This construction is fully compositional. We use the shorthand notation $\xi' = \mathcal{F}_\kappa^\diamond(m, \xi)$ which combines a weighted sample and random number with the message m to produce a new weighted sample and random number. We call \mathcal{F}^\diamond the *forward sampling map*. Hence, rather than pushing forward a measure we can push forward the triplet ξ using \mathcal{F}^\diamond .

Notation: The (dependent) optic induced by $\tilde{\kappa}$ (used in the backward map) and κ (used in the forward *sampling map*) will be denoted by $\mathcal{O}^\diamond(\kappa, \tilde{\kappa})$.

Suppose, as in Section 4, we first apply $\kappa_{0,1}$, followed by $\kappa_{1,2}$. Then composing the forward sampling maps gives

$$\mathcal{F}_{\kappa_{1,2}}^\diamond \left(m_{1,2}, \mathcal{F}_{\kappa_{0,1}}^\diamond (m_{0,1}, \xi) \right). \quad (6.1)$$

Alternatively, we can choose to first compose the Markov kernels to $\kappa_{0,2} = \kappa_{0,1}\kappa_{1,2}$ and then apply the forward sampling map. This gives $\mathcal{F}_{\kappa_{0,2}}^\diamond (m_{0,2}, \xi)$. An argument using Equation (4.1) reveals that the ω' obtained in both constructions is the same. It is trivial to see that z' in both constructions is $U(0, 1)$ -distributed. According to (6.1), x' is sampled in two steps

- (1) sample \tilde{x} from $\kappa_{0,1}^{m_{0,1}}(x, \cdot)$;
- (2) sample x' from $\kappa_{1,2}^{m_{1,2}}(\tilde{x}, \cdot)$.

That is, x' is sampled from the measure ν with

$$\begin{aligned} \nu(\mathrm{d}y) &= \int_{\tilde{x}} \kappa_{0,1}^{m_{0,1}}(x, \mathrm{d}\tilde{x}) \kappa_{1,2}^{m_{1,2}}(\tilde{x}, \mathrm{d}y) \\ &= \int_{\tilde{x}} m_{0,1}(x, \tilde{x}) \kappa_{0,1}(x, \mathrm{d}\tilde{x}) m_{1,2}(\tilde{x}, y) \kappa_{1,2}(\tilde{x}, \mathrm{d}y) \\ &= m_{0,2}(x, \mathrm{d}y) \int_{\tilde{x}} \kappa_{0,1}(x, \mathrm{d}\tilde{x}) \kappa_{1,2}(\tilde{x}, \mathrm{d}y) \\ &= m_{0,2}(x, y) \kappa_{0,2}(x, \mathrm{d}y) = \kappa_{0,2}^{m_{0,2}}(x, \mathrm{d}y). \end{aligned}$$

This is exactly the measure x' would be sampled from, if we had chosen to use the forward map $\mathcal{F}_{\kappa_{0,2}}^\diamond (m_{0,2}, \xi)$. Therefore, we conclude that composing forward sampling maps or composing Markov kernels (followed by the forward sampling map), produce samples x' that have the same distribution.

If the computational graph contains the duplication kernel \triangleleft , then the same kernel will be used in the backward map. Then it is trivial to see that $w_{\triangleleft}(m, \delta_x) = 1$ and that $x' = (x, x)$. However, we need to ensure that z' contains *two* independent $U(0, 1)$ -distributed samples. Hence, if $\kappa = \tilde{\kappa} = \triangleleft$, then $\mathcal{F}_{\triangleleft}^\diamond (m, \xi)$ is defined to be

$$\omega' = \omega, \quad x' = (x, x), \quad z' = (r_1(z), r_2(z)).$$

7. AN EXAMPLE

In Section 2.2 we presented the computational graph corresponding to Figure 2. For the backward information filter, we augment this with

$$\tilde{\kappa}_{r,t_1} \tilde{\kappa}_{t_1,t_2} \triangleleft (\tilde{\kappa}_{t_2,t_3} \otimes \tilde{\kappa}_{t_3,t_4}) (\tilde{\kappa}_{t_3,v_1} \otimes \tilde{\kappa}_{t_4,v_2})$$

for chosen kernels $\tilde{\kappa}$.

Recall the definition of the tensor product \odot in Equation (5.1). The BFFG algorithm is initialised from $g_1 \odot g_2$, where $g_i(x) = \bar{g}_i(x, v_i)$ with

$$\kappa_{t_3,v_1}(x, \mathrm{d}y) = \bar{g}_1(x, y) \nu(\mathrm{d}y) \quad \text{and} \quad \kappa_{t_4,v_2}(x, \mathrm{d}y) = \bar{g}_2(x, y) \nu(\mathrm{d}y),$$

where ν is a dominating measure. Then, BFFG consists of computing

$$\mathcal{O}^\diamond(\kappa_{r,t_1} \kappa_{t_1,t_2} \triangleleft (\kappa_{t_2,t_3} \otimes \kappa_{t_3,t_4}), \tilde{\kappa}_{r,t_1} \tilde{\kappa}_{t_1,t_2} \triangleleft (\tilde{\kappa}_{t_2,t_3} \otimes \tilde{\kappa}_{t_3,t_4}))$$

which, by Theorem 1 and Theorem 2, is equivalent to

$$\mathcal{O}^\diamond(\kappa_{r,t_1}, \tilde{\kappa}_{r,t_1}) \mathcal{O}^\diamond(\kappa_{t_1,t_2}, \tilde{\kappa}_{t_1,t_2}) \mathcal{O}^\diamond(\triangleleft, \triangleleft) (\mathcal{O}^\diamond(\kappa_{t_2,t_3}, \tilde{\kappa}_{t_2,t_3}) \otimes \mathcal{O}^\diamond(\kappa_{t_3,t_4}, \tilde{\kappa}_{t_3,t_4})).$$

Acknowledgment: We thank Bruno Gavranović (University of Strathclyde) for helpful discussions.

REFERENCES

- Christopher M. Bishop. *Pattern Recognition and Machine Learning*. Springer, New York, 2007. ISBN 978-0-387-31073-2.
- Olivier Cappé, Eric Moulines, and Tobias Rydén. *Inference in Hidden Markov Models*. New York: Springer, 2005.
- Chris K Carter and Robert Kohn. On gibbs sampling for state space models. *Biometrika*, 81(3):541–553, 1994.
- Brendan Fong, David Spivak, and Rémy Tuyéras. Backprop as functor: A compositional perspective on supervised learning. In *2019 34th Annual ACM/IEEE Symposium on Logic in Computer Science (LICS)*, pages 1–13. IEEE, 2019.
- Sylvia Frühwirth-Schnatter. Data augmentation and dynamic linear models. *Journal of time series analysis*, 15(2):183–202, 1994.
- Bruno Gavranović. Space-time tradeoffs of lenses and optics via higher category theory. *arXiv preprint arXiv:2209.09351*, 2022.
- O. Kallenberg. *Foundations of Modern Probability*. Probability and Its Applications. Springer New York, 2002. ISBN 9780387953137. URL <https://books.google.nl/books?id=L6fhXh130yMC>.
- Marcin Mider, Moritz Schauer, and Frank Van der Meulen. Continuous-discrete smoothing of diffusions. *Electronic Journal of Statistics*, 15(2):4295–4342, 2021.
- Benjamin C Pierce. *Basic category theory for computer scientists*. MIT press, 1991.
- Mitchell Riley. Categories of optics. arXiv:1809.00738, 2018.
- Dan Shiebler, Bruno Gavranović, and Paul Wilson. Category theory in machine learning. *arXiv preprint arXiv:2106.07032*, 2021.
- Frank Van der Meulen. Introduction to automatic backward filtering forward guiding. *arXiv preprint arXiv:2203.04155*, 2022.
- Frank Van der Meulen and Moritz Schauer. Automatic backward filtering forward guiding for markov processes and graphical models. *arXiv preprint arXiv:2010.03509*, 2022.
- Pietro Vertechi. Dependent optics, 2022. URL <https://arxiv.org/abs/2204.09547>.

CHALMERS UNIVERSITY OF TECHNOLOGY AND UNIVERSITY OF GOTHENBURG

Email address: `smoritz@chalmers.se`

URL: `www.math.chalmers.se/~smoritz/`

DEPARTMENT OF MATHEMATICS, VRIJE UNIVERSITEIT AMSTERDAM

Email address: `f.h.van.der.meulen@vu.nl`

URL: `https://fmeulen.github.io/`