

New constraints on the presence of debris disks around G 196-3 B and VHS J125601.92–125723.9 b

Olga V. Zakhozhay^{1,2}, María Rosa Zapatero Osorio³, Víctor J. S. Béjar^{4,5}, Juan Bautista Climent^{6,8}, José Carlos Guirado^{6,7}, Bartosz Gauza⁹, Nicolas Lodieu^{4,5}, Dmitry A. Semenov^{1,10}, Miguel Perez-Torres^{11,12,13}, Rebecca Azulay^{6,7}, Rafael Rebolo⁴, Jesús Martín-Pintado³, and Charlène Lefèvre¹⁴

¹ Max-Planck-Institut für Astronomie, Königstuhl 17, 69117 Heidelberg, Germany
e-mail: zakhozhay@mpia.de

² Main Astronomical Observatory, National Academy of Sciences of the Ukraine, 03143 Kyiv, Ukraine

³ Centro de Astrobiología, CSIC-INTA, Crta. Ajalvir km 4, E-28850 Torrejón de Ardoz, Madrid, Spain

⁴ Instituto de Astrofísica de Canarias (IAC), Calle Vía Láctea s/n, E-38205 La Laguna, Tenerife, Spain

⁵ Universidad de La Laguna, Dpto. Astrofísica, E38206 La Laguna, Tenerife, Spain

⁶ Departament d’Astronomia i Astrofísica, Universitat de València, C. Dr. Moliner 50, E-46100 Burjassot, València, Spain

⁷ Observatori Astronòmic, Universitat de València, Parc Científic, C. Catedrático José Beltrán 2, E-46980 Paterna, València, Spain

⁸ Universidad Internacional de Valencia (VIU), C/ Pintor Sorolla 21, E-46002 Valencia, Spain

⁹ Janusz Gil Institute of Astronomy, University of Zielona Góra, Lubuska 2, 65-265 Zielona Góra, Poland

¹⁰ Department of Chemistry, Ludwig Maximilian University, Butenandtstr. 5-13, 81377 Munich, Germany

¹¹ Instituto de Astrofísica de Andalucía, Consejo Superior de Investigaciones Científicas (CSIC), Glorieta de la Astronomía s/n, E-18008, Granada, Spain

¹² Facultad de Ciencias, Universidad de Zaragoza, Pedro Cerbuna 12, E-50009 Zaragoza, Spain

¹³ School of Sciences, European University Cyprus, Diogenes street, Engomi, 1516 Nicosia, Cyprus

¹⁴ Institut de Radioastronomie Millimétrique (IRAM), 38406 Saint-Martin-d’Hères, France

Received January 19, 2023; accepted March dd, yyyy

ABSTRACT

Context. The existence of warm (protoplanetary) disks around very young isolated planetary and brown dwarfs mass objects is known based on near- and mid-infrared flux excesses and millimeter observations. These disks may later evolve into debris disks/rings, although none has been observed/confirmed so far. Little is known about circum(sub)stellar and debris disks around substellar objects.

Aims. We aim at investigating the presence of debris disks around two of the closest (~ 20 pc), young substellar companions, namely G 196-3 B and VHS J125601.92–125723.9 b (VHS J1256–1257 b), whose masses straddle the borderline between planets and brown dwarfs. Both are companions at wide orbits (≥ 100 au) of M-type dwarfs and their ages (50–100 Myr and 150–300 Myr, respectively) are thought to be adequate for the detection of second generation disks.

Methods. We obtained deep images of G 196-3 B and VHS J1256–1257 b with the NOthern Extended Millimeter Array (NOEMA) at 1.3 mm. These data were combined with recently published Atacama Large Millimeter Array (ALMA) and Very Large Array (VLA) data of VHS J1256–1257 b at 0.87 mm and 0.9 cm, respectively.

Results. Neither G 196-3 B nor VHS J1256–1257 b were detected in the NOEMA, ALMA and VLA data. At 1.3 mm, we imposed flux upper limits of 0.108 mJy (G 196-3 B) and 0.153 mJy (VHS J1256–1257 b) with a $3\text{-}\sigma$ confidence. Using the flux upper limits at the millimeter and radio wavelength regimes, we derived maximum values of $1.38 \times 10^{-2} M_{\text{Earth}}$ and $5.46 \times 10^{-3} M_{\text{Earth}}$ for the mass of any cold dust that might be surrounding G 196-3 B and VHS J1256–1257 b, respectively.

Conclusions. We put our results in the context of other deep millimeter observations of free-floating and companion objects with substellar masses smaller than $20 M_{\text{Jup}}$ and ages between ~ 1 and a few hundred million years. Only two very young (2–5.4 Myr) objects are detected out of a few tens. This implies that the disks around these very low-mass objects must have small masses, and possibly reduced sizes, in agreement with findings by other groups. If debris disks around substellar objects scale down (in mass and size) in a similar manner as protoplanetary disks do, millimeter observations of moderately young brown dwarfs and planets must be at least two orders of magnitude deeper for being able to detect and characterize their surrounding debris disks.

Key words. Planets and satellites: formation – Protoplanetary disks – Brown dwarfs – Submillimeter: planetary systems

1. Introduction

Substellar objects are known to host accretion and protoplanetary disks in a similar way as stars. First evidences of disks around brown dwarfs were given by the presence of strong and resolved H α emission line and near- and mid-infrared excesses (Natta & Testi 2001; Jayawardhana et al. 2002, 2003;

Muzerolle et al. 2003, 2005; Pascucci et al. 2003; Natta et al. 2004; Mohanty et al. 2005). The frequency of protoplanetary disks around brown dwarfs has been investigated in several star forming regions such as Taurus, IC 348, Chamaeleon, σ and λ Orionis, ρ Ophiuchus, Upper Scorpius, and TW Hya, all regions with less than 20 Myr, resulting in a rate ($\sim 40\%$) very similar to that of low-mass stars (Luhman et al. 2005, 2006, 2010;

Luhman & Mamajek 2012; Guieu et al. 2007; Damjanov et al. 2007; Caballero et al. 2007; Zapatero Osorio et al. 2007; Hernández et al. 2007; Barrado y Navascués et al. 2007; Bouy et al. 2007; Scholz et al. 2007; Scholz & Jayawardhana 2008; Alcalá et al. 2008; Riaz & Gizis 2008; Riaz et al. 2009; Peña Ramírez et al. 2012; Alves de Oliveira et al. 2013). Spatially resolved images of protoplanetary disks surrounding massive brown dwarfs and proto-brown dwarfs in young star-forming regions have also been obtained thanks to the power of the Atacama Large Millimeter Array (ALMA) observations (Ricci et al. 2014; Testi et al. 2016; Riaz et al. 2019; Rillinger & Espaillat 2021). These data indicate that the masses and sizes of young circumsubstellar disks are a scaled version of the disks around low-mass stars.

Protoplanetary disks around brown dwarfs show evidence of growth toward planetesimals (Apai et al. 2005; Ricci et al. 2014) and are expected to evolve into debris disks/rings. The time scale for the protoplanetary-to-debris transition in the substellar regime is not well established so far and may depend from case to case. Preliminary studies suggest that brown dwarf disks transition to the debris phase by $\sim 40\text{--}50$ Myr ages (Riaz & Kennedy 2014). In the stellar regime, protoplanetary disks with large amounts of gas survive up to ~ 10 Myr (Wyatt et al. 2015, and references therein). Based on the high frequency of circumsubstellar disks at very young ages, debris disks as descendants of the original disks around brown dwarfs should be common as well. But none is known/confirmed up to date to the best of our knowledge. Two candidates have been reported in the literature. V1400 Cen is a young, solar-mass star of the Sco-Cen OB association with an age of about 16 Myr. This star exhibited a remarkably long, deep, and complex eclipse event that was interpreted as it being eclipsed by a low-mass object (likely a brown dwarf or planet) orbited by a dense inner disk (Mamajek et al. 2012; Kenworthy & Mamajek 2015). In a subsequent paper, Kenworthy et al. (2020) reported a non-detection of any flux in the Atacama Large Millimeter/submillimeter Array (ALMA) Band 7 with an upper limit 3σ level of $57.6 \mu\text{Jy}$ at the position of the star. The authors concluded that the hypothesised bound ring system is composed of dust smaller than 1 mm in size, implying a young ring structure. The second candidate is G 196-3 B (L3 spectral type), the brown dwarf companion to a low-mass star with an age in the interval 50–100 Myr (Rebolo et al. 1998). Zakhochay et al. (2017) argued that a feasible scenario to account for the very red colors of the L3 dwarf is the presence of a debris disk/ring. The lack of evidence of substellar debris disks is likely because many of the known brown dwarfs are old, lie at far distances, or remain unresolved from their more massive primaries.

The aim of our current study is to investigate the possibility of circumplanetary or debris disk presence in two substellar companions that reunite unique conditions of youth, proximity, and companion–host separation: VHS J125601.92–125723.9b (from now on VHS J1256–1257b) and G 196-3 B. In this paper, we introduce the targets in Section 2 and present the results of the 0.9 mm and 1.3 mm observations in Section 3. The mass upper limits of any hypothetical cold dusty disk surrounding the targets are calculated in Section 4. Discussion and conclusions are presented in Sections 5 and 6.

2. Target selection

VHS J1256–1257 is a multiple system formed by at least three low-mass objects, which is exceptional for its proximity, 22.2 pc, and young age, 150–300 Myr, (Gauza et al. 2015; Stone et al.

2016; Dupuy et al. 2020). VHS J1256–1257 comprises a M7.5 primary component, which is actually an equal-magnitude close binary with a separation of 123 mas as revealed by the adaptive optics observations of Stone et al. (2016), and one $L7\pm 1.5$ companion that lies at a distance of $8''$ from the binary (Gauza et al. 2015). According to evolutionary models (Chabrier et al. 2000), both components of the binary have equal effective temperatures $T_{\text{eff}} \approx 2620$ K (Stone et al. 2016) and masses of $M_* = 60 - 100 M_{\text{Jup}}$ (Dupuy et al. 2020). The mass of the L7 companion is estimated in the interval 10–35 M_{Jup} . In the work by Dupuy et al. (2020), based on the trigonometric parallax of $22.2^{+1.1}_{-1.2}$ pc¹, the authors derived a mass of $19\pm 5 M_{\text{Jup}}$ and a temperature of 1240 ± 50 K for VHS J1256–1257b. More recently, Dupuy et al. (2023), using Keck adaptive optics imaging and aperture masking interferometry, have determined the primary binary orbit ($a=1.96\pm 0.03$ AU, $P = 7.1\pm 0.02$ yr) and measured its dynamical total mass ($0.141\pm 0.008 M_{\odot}$), consistent with being a brown dwarf or very low-mass stellar binary of 70–80 M_{Jup} . The brightness, relatively wide orbit, and a lower contrast between the host star than in the case of other known directly imaged exoplanets, makes VHS J1256–1257b an exceptional object of which a thorough characterization is feasible. For example, intense photometric monitoring of this object has shown that this is the coolest object with larger photometric variability currently known (Bowler et al. 2020; Zhou et al. 2022). More recently, an intermediate resolution near-infrared spectrum of this object has been obtained with X-Shooter (Petrus et al. 2023) and JWST has obtained a high fidelity 1-20 micron spectrum (Miles & High Contrast Imaging of Exoplanets JWST ERS Team 2023), which indicate the presence of water, methane, carbon monoxide, carbon dioxide, sodium, and potassium in its atmosphere, becoming a reference for exoplanet research. The spectral shape of VHS J1256–1257b seems to be influenced by disequilibrium chemistry and silicate clouds.

The *Gaia* Early Data Release 3 (EDR3) (Gaia Collaboration et al. 2016; Lindegren et al. 2021) provides a distance of 21.15 ± 0.21 pc for the primary binary component. This is the value we adopted for this paper. With this new determination and following the approach explained in Gauza et al. (2015), the mass of VHS J1256–1257b turns out to be $20.5^{+6.0}_{-4.5} M_{\text{Jup}}$, using the BT-Settl evolutionary models (Baraffe et al. 1998, 2003; Chabrier et al. 2000) with the Caffau et al. (2011) solar abundances and the luminosity of $\log(L/L_{\odot}) = -4.57\pm 0.2$ which we computed from the observed flux integration following the procedure described in Zakhochay et al. (2017). Uncertainty in the mass determination reflects the range of possible masses from the models given the age and luminosity in BT-Settl models. VHS J1256–1257b is confirmed to be young for its spectroscopic properties revealing a low-gravity atmosphere summarized by Gauza et al. (2015). What is relevant for this work is the remarkable photometric property of VHS J1256–1257b: it is a very red source with near- and mid-infrared colors in excess with respect to dwarfs of related spectral types. Actually, VHS J1256–1257b is one of the reddest dwarfs known in the literature.

G 196-3 B is the $15.3^{+7.7}_{-2.7} M_{\text{Jup}}$, L3-type substellar companion of the nearby, high proper motion, M2.5 star G 196-3 A (Rebolo et al. 1998). The system has a projected orbital size of $16''$ at the parallactic distance of 21.81 ± 0.01 pc (Gaia Collaboration et al. 2016; Lindegren et al. 2021). The youth of G 196-3 B (50–100 Myr) is confirmed

¹ The parallax was computed based on the observations obtained on the Canada-France-Hawaii Telescope (CFHT) in the period 2016–2019.

by the vast amount of optical and near-infrared spectroscopic observations: strong Li I and weak Na I and K I absorption, strong VO and H₂O bands, plus the peaked H-band continuum (Martín et al. 1999; Kirkpatrick et al. 2001; McGovern et al. 2004; McLean et al. 2007; Allers et al. 2007; Zapatero Osorio et al. 2014). As VHS J1256–1257 b, G 196-3 B, with $T_{\text{eff}} \approx 1850$ K, also has very red colors that clearly deviate from the indices of field dwarfs of similar spectral classification (Zapatero Osorio et al. 2010). This reddening behavior is not observed in younger (lower gravity) objects of related temperatures (Lodieu et al. 2013; Peña Ramírez et al. 2012; Zapatero Osorio et al. 2017). Alternatively, Zakhozhay et al. (2017) studied the physical feasibility of a debris disk being responsible for the infrared flux excesses. The authors modeled the spectral energy distribution of G 196-3B from the optical through 24 μm and found that the best-fit solution is provided by a combination of an unreddened L3 atmosphere and a warm (~ 1300 K), optically thick, narrow debris disk (“ring”) containing sub-micron particles and a mass $\geq 7 \times 10^{-10} M_{\text{earth}}$ located very near the central substellar object. Such a disk may resemble the rings of Neptune and Jupiter, except for its high temperature.

3. Observations and data reduction

3.1. NOEMA

We observed both systems VHS J1256–1257 and G 196-3 B using ten 15-m antennas of the NOthern Extended Millimeter Array (NOEMA). NOEMA is currently the most advanced millimeter interferometer in the Northern Hemisphere situated at 2550 m on the Plateau de Bure in the French Alps². The interferometer is equipped with a high-performance wide-band correlator named PolyFiX³.

All antennas are equipped with 2SB receivers, which provide low noise performance and long-term stability. Observations were performed on 2019 March 25 and 27 for VHS J1256–1257 and G 196-3 B, respectively. We used NOEMA in compact configuration D, with baselines between 24 and 176 m. This configuration allowed us to obtain images at 1.3 mm (230 GHz) with an angular resolution of $2''.53 \times 1''.43$ at 0° for VHS J1256–1257 and $1''.73 \times 1''.33$ at 64° for G 196-3 B. The NOEMA field of view of $21''.9$ at 1.3 mm was centered at the middle distance between the primary and the companion of VHS J1256–1257 and at the substellar companion G 196-3 B (the primary G 196-3 A was outside of the field of view). The total on-source integration time was 1.5 h for VHS J1256–1257 and 2.1 h for G 196-3 B.

Data calibration was performed with the GILDAS-CLIC software (sep-2019 version)⁴. Continuum was obtained by averaging line-free channels over the 7.744 MHz width (USB) centered at 230.0 GHz. We obtained a root mean square (rms) noise of $0.051 \text{ mJy beam}^{-1}$ ($1-\sigma$) for VHS J1256–1257 b and $0.036 \text{ mJy beam}^{-1}$ ($1-\sigma$) for G 196-3 B in the synthesized beam, corresponding to minimum detected signals of 0.153 mJy and 0.108 mJy (adopting a $3-\sigma$ detection limit). Images were cleaned using robust weighting with the Högbom’s method (Högbom 2003) and a robust parameter of 3. To obtain the convergence of the flux 1700 iterations were used. Nevertheless, even by tapering baselines above 50 m projected length, no detections were found.

3.2. ALMA

ALMA observations were obtained for the VHS J1256–1257 system on 2019 March 07 between 5:22 and 07:27 UT using 43 of the ALMA 12 m antennas in Band 7 or ~ 0.9 mm (G 196-3 is not observable from ALMA latitude). The main scientific objective was to detect the continuum emission from a possible disk around the companion VHS J1256–1257 b. The central binary VHS J1256–1257 AB was observed simultaneously as it lies at the north-western border of the ALMA field of view. Two ALMA execution blocks were carried out, yielding a total on-source time of 73 min. The configuration was nominally TM1. The longest baseline was 313 m long, while the shortest was 15 m. This resulted in a synthesized beam of $0''.91 \times 0''.81$ with a position angle (P.A.) of -84.8° . The precipitable water vapor (PWV) in the atmosphere above ALMA was between 1.21 mm and 1.26 mm during the observations. We used a full continuum sensitivity configuration. However, we adopted a mixed spectral (line and continuum) setup to maximize the potential scientific outcome of the project by also measuring the CO 3-2 line at 345.8 GHz in base band 1 with a spectral resolution of 0.98 km s^{-1} covering a bandwidth of 1.875 GHz (1920 channels). Base band 2 was centered 1.8 GHz below the central frequency (344.0 GHz) to cover 2 GHz at a lower resolution (27.2 km s^{-1} ; 128 channels). Likewise, the other two base bands were centered at the standard image band frequencies (357.8 and 356.0 GHz, respectively). Flux, band-pass, and phase calibrators were observed following the standard ALMA calibration procedure; VHS J1256–0547 served as band pass and flux calibrator, while J1305–1033 was used as phase calibrator.

The calibration of the ALMA data followed the standard ALMA Quality Assurance procedure for Cycle 6 using the calibration pipeline 42254 (ALMA pipeline team⁵) based on the CASA data analysis package version 5.4.–70 (McMullin et al. 2007). The calibrated data were then imaged with the *tclean* task of the same CASA package in mfs mode, that is, combining all spectral channels into one image. VHS J1256–1257 data were imaged as a single field with a pixel size of $0''.16$ and natural weighting in order to optimize the point-source sensitivity. No significant sources were found in the final image, resulting in an rms noise in the central region of $0.02 \text{ mJy beam}^{-1}$ ($1-\sigma$).

The same NOEMA and ALMA data of VHS J1256–1257 were presented in Climent et al. (2022), where the peculiar emission of the primary component was examined in detail. Here, we focus on the very low-mass companions VHS J1256–1257 b and G 196-3 B. To complement the NOEMA and ALMA data of VHS J1256–1257 b, we also used the *Karl G. Jansky Very Large Array* (VLA) data at 6 GHz and 33 GHz (5 and 0.9 cm) of Climent et al. (2022). While the (unresolved) primary component was clearly detected at both frequencies, the companion VHS J1256–1257 b remained below the sensitivity of the final VLA images with a $1-\sigma$ rms noise of 0.004 and 0.010 mJy beam^{-1} at 6 GHz and 33 GHz.

4. Dusty disk mass upper limits

Neither VHS J1256–1257 b nor G 196-3 B are detected at the NOEMA 1.3-mm band. In addition, VHS J1256–1257 b remains undetected at the shorter ALMA and longer VLA wavelengths. There is no thermal emission detectable at the depth of our

² <https://www.iram-institute.org/EN/content-page-56-7-56-8-0-0-0.html>, and cm observations that may robustly confirm

³ More details about NOEMA can be found here:

<https://www.iram.fr/IRAMFR/GILDAS/doc/html/noema-intro.html> and https://www.iram.fr/IRAMFR/GILDAS/doc/html/ALMA_Pipeline_Book.html, 2017, ALMA Science Pipeline User’s Guide,

⁴ <http://www.iram.fr/IRAMFR/GILDAS/> ALMA Doc 6.13

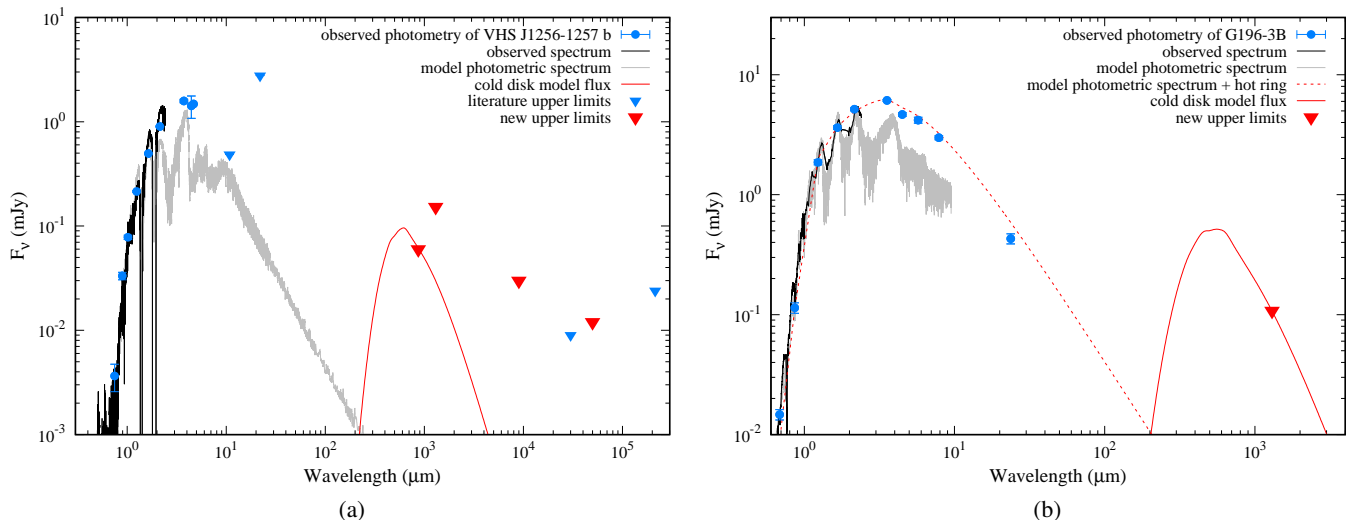


Fig. 1: The observed spectral energy distributions (SEDs) of the substellar companions VHS J1256–1257 b (left panel) and G 196-3 B (right panel) are shown with blue circles (measured photometry), triangles (flux upper limits), and black lines (observed optical and near-infrared spectra). The new $3\text{-}\sigma$ flux upper limits on the NOEMA, ALMA and VLA data and reported here are displayed in red color. The theoretical BT-Settl photospheric spectrum corresponding to the T_{eff} of each target is shown with the gray, solid line (Allard et al. 2003, 2012). In the right panel, we also illustrate with the dotted line the best model (photosphere and the hot ring) derived for G 196-3 B by Zakhochay et al. (2017). The red solid line stands for the SEDs of putative cold dusty disks computed as explained in the text.

the presence of surrounding disks. We built the spectral energy distributions (SEDs) of both targets by adopting the flux upper limits with a $3\text{-}\sigma$ confidence for all NOEMA, ALMA and VLA data. To complete the optical through mid-infrared wavelengths, we compiled all available photometry and spectroscopy from the literature (see references in Zapatero Osorio et al. 2010; Gauza et al. 2015; Guirado et al. 2018; Climent et al. 2022). Figure 1 shows the final SEDs.

To compute the mass upper limits on any hypothetical dusty disk surrounding VHS J1256–1257 b and G 196-3 B, we used the following equation (Beckwith et al. 1990; Ricci et al. 2017), which is valid for optically-thin, gas-depleted disks (i.e., we assumed that very little gas is left by the ages of our targets):

$$M_{\text{dust}} = \frac{d^2 F_{\nu}}{B_{\nu}(T_d) \kappa_{\nu}}, \quad (1)$$

where d is the distance to the source, $B_{\nu}(T_d)$ is the Planck function evaluated at the characteristic temperature of the emitting dust (T_d), and F_{ν} is the continuum flux density at the given frequency ν . The wavelength-dependent opacity κ_{ν} was calculated for the NOEMA and ALMA data using the code OpacityTool available through the Project Diana⁶ introduced by Woitke et al. (2016) and for the default dust parameters therein⁷, except for the dust particles size distribution that we used for the range from 0.1 to 100 μm . For the VLA wavelengths, we used the extrapolation of the Beckwith et al. (1990) opacities to longer wavelengths⁸. κ_{ν} suffers from a large uncertainty since it depends not

only on the dust physical properties (e.g. Semenov et al. 2003; Woitke et al. 2016) but on the physical processes happening inside the disk as well (e.g. Isella et al. 2014; Wu et al. 2022).

The temperature of the dust was evaluated using the relation of van der Plas et al. (2016): $T_d = a (L_*/L_{\odot})^b$, where L_*/L_{\odot} is the bolometric luminosity of the disk-host source in solar units, and a and b are coefficients dependent on the disk size⁹. As in Shabram & Boley (2013) and Rab et al. (2019), for our targets, we assumed the disk outer radius (R_d) as that given by 1/3 of the Hill sphere radius¹⁰:

$$R_{\text{Hill}} = r \left(\frac{1}{3} \frac{m}{M+m} \right)^{1/3}. \quad (2)$$

where m and M correspond to the masses of the substellar companion and the primary, and r stands for their orbital separation.

We made the general assumption that disk-host companions at separations larger than 220 au from their primaries are far enough and the disk heating from the companions is dominating over the hitting induced by the brighter primaries (i.e. companion can be considered as isolated object). G 196-3 B falls in this category, but VHS J1256–1257 b lies closer to its primary.

$$\begin{aligned} \kappa_{\nu} &= 0.33 \text{ cm}^2/\text{g} \text{ at } \nu = 33 \text{ GHz } (\lambda = 0.9 \text{ cm}), \\ \kappa_{\nu} &= 0.10 \text{ cm}^2/\text{g} \text{ at } \nu = 10 \text{ GHz } (\lambda = 3 \text{ cm}), \\ \kappa_{\nu} &= 0.06 \text{ cm}^2/\text{g} \text{ at } \nu = 6 \text{ GHz } (\lambda = 5 \text{ cm}), \\ \kappa_{\nu} &= 0.014 \text{ cm}^2/\text{g} \text{ at } \nu = 1.4 \text{ GHz } (\lambda = 21.4 \text{ cm}) \end{aligned}$$

⁹ Depending on the disk possible R_d we used the following coefficients:

$$\begin{aligned} \text{for } R_d < 10 \text{ AU we used } [a,b] &= [57,0.23], \\ \text{for } R_d = 10 - 35 \text{ AU: } [a,b] &= [41,0.22], \\ \text{for } R_d = 40 - 70 \text{ AU: } [a,b] &= [25,0.17], \\ \text{for } R_d > 90 \text{ AU: } [a,b] &= [22,0.16]. \end{aligned}$$

¹⁰ The sum in denominator accounts for the fact that in some of the systems the mass of companion is non-negligible compared to the mass of the primary.

⁶ <https://diana.iwf.oew.ac.at/data-results-downloads/fortran-package/>

⁷ The default dust parameters in the OpacityTool code are the following: dust particles size distribution from 0.005 μm to 3000 μm with the powerlaw of -3.5, the porosity (so the volume fraction of vacuum) of 0.25, mass and volume fraction of carbonaceous material of 0.13 and 0.15, respectively.

⁸ $\kappa_{\nu} = 4.9 \text{ cm}^2/\text{g}$ at $\nu = 340 \text{ GHz}$ ($\lambda = 0.88 \text{ mm}$),
 $\kappa_{\nu} = 2.3 \text{ cm}^2/\text{g}$ at $\nu = 230 \text{ GHz}$ ($\lambda = 1.3 \text{ mm}$),

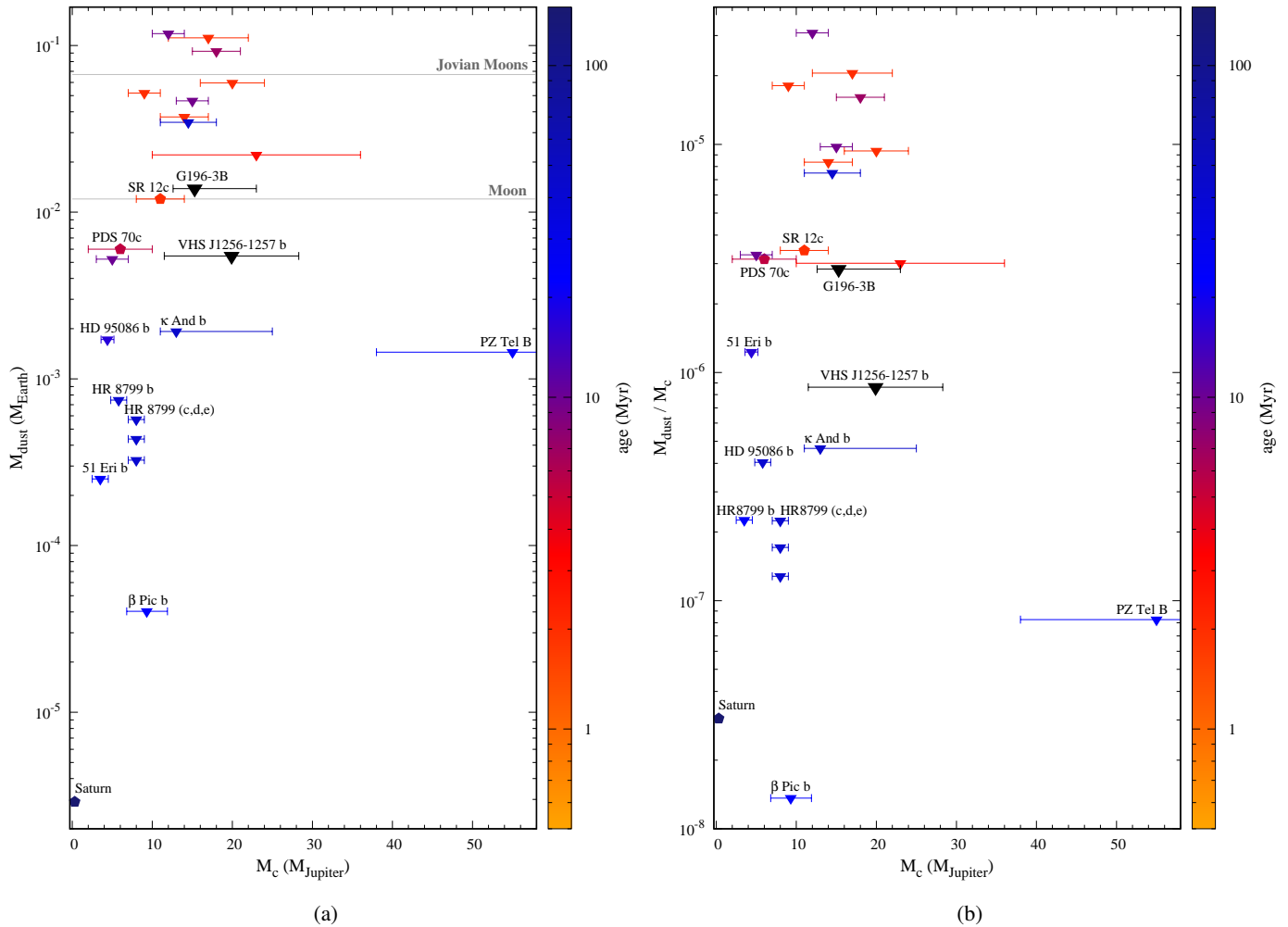


Fig. 2: Upper limits (triangles) on the cold disk dust mass as a function of the mass of the companion for all substellar companions below $\sim 20 M_{\text{Jup}}$ and with sub-mm and/or mm data published in the literature. The age of the systems is color-coded as illustrated by the color bar, except for our targets VHS J1256–1257 b (150–300 Myr) and G 196-3 B (50–100 Myr), which are shown with the black triangles. The left panel shows the upper limits on the dust mass in Earth mass units (M_{Earth}), while the panel on the right shows the masses of the disks relative to the masses of the substellar hosts. Grey horizontal solid lines in the left panel depict the masses of the Moon and of the Jovian Moons. The two confirmed circumsubstellar protoplanetary disks around SR 12 c and PDS 70 c are shown with hexagons. The disk dust masses are computed using the approach described in Section 4. Several objects, some of which are mentioned in the text, are labeled.

For this "close" companion, we computed the characteristic dust temperature assuming $T_d^{*4} = T_d^4 + T_{ir}^4$, where T_{ir} is a temperature evaluated from the heat balance equation between the host source and the dust, roughly assuming that the distance to the dust equals to the separation of the companion and that there is no disk material in between them.

For VHS J1256–1257 b and G 196-3 B, we inferred sizes of the disks of $R_{d \text{ max}} \sim 18$ and ~ 30 au, respectively. These values are provided in Tables 1 and 2 together with the characteristic cold temperatures of the dusty disks. To determine the mass upper limits on the putative disks around our targets, we used the observations providing the most constraining results: the NOEMA datum for G 196-3 B and the ALMA datum for VHS J1256–1257 b. The spectral energy distributions of the cold disks containing the computed maximum dust masses are illustrated in Fig. 1; the maximum mass values are listed in Table 2 in units of the Earth mass.

5. Discussion

5.1. Comparison to other substellar companions

We put our observations and results in the context of other substellar companions of similar mass with available long-wavelength observations. Over the past few years, a number of millimeter and sub-millimeter observations targeting the circumplanetary or debris disks ended-up with mostly non detections (Booth et al. 2016; Wu et al. 2017; Ricci et al. 2017; Su et al. 2017; Pérez et al. 2019; Matrà et al. 2019; Pineda et al. 2019; Wu et al. 2020). Only two circumplanetary disks have been confirmed around the substellar companions PDS 70 c and SR 12 c (Benisty et al. 2021; Wu et al. 2022). Table 1 lists all companions with masses smaller than $\sim 20 M_{\text{Jup}}$ that have been scrutinized for their cold disks using NOEMA, VLA and/or ALMA observations and for which only flux density upper limits are available. Their ages oscillate between 1 and a few hundred Myr.

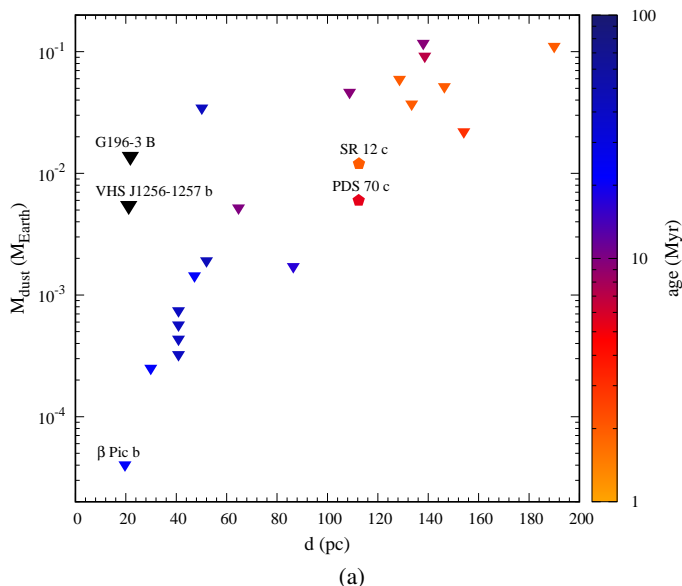


Fig. 3: Upper limits on the dust mass (triangles) versus distance for all objects of Table 1. Colored pentagons stand for the two known protoplanetary disks around SR 12 c and PDS 70 c. The age of the systems is color-coded as illustrated by the color bar, except for our targets VHS J1256–1257 b (150–300 Myr) and G 196-3 B (50–100 Myr), which are shown with the black triangles. The disk dust masses are computed using the approach described in Section 4.

We compiled the mass determinations of each source from the literature and show the the most likely values in Table 1. β Pic b has a dynamical mass derived by Lacour et al. (2021). The companion PZ Tel B was first published as a 3.2–24.4 M_{Jup} companion by Schmidt et al. (2014). Its mass was later revised to 38–72 M_{Jup} by Maire et al. (2016), which is the value we employed in our work.

Then, we computed dust mass upper limits for all objects in Table 2 following the procedure described in Section 4. Excluded from Tables 1 and 2 are LkCa15 b and HD 100546 b presented in Ricci et al. (2017) and Pineda et al. (2019), because their substellar mass and luminosity parameters are very uncertain. Moreover, the existence of the companions is questioned in the literature. In the case of LkCa15 b, Currie et al. (2019) claimed that all previously suspected planetary companions of the LkCa15 system (LkCa15 b,c,d) are most likely signals from the disk inner structure of the primary based on new near-infrared direct imaging/spectroscopy collected with Subaru Coronagraphic Extreme Adaptive Optics system coupled with Coronagraphic High Angular Resolution Imaging Spectrograph (CHARIS) integral field spectrograph and multi-epoch thermal infrared imaging from Keck/NIRC2. Also excluded is the V1400 Cen system (Mamajek et al. 2012; Kenworthy & Mamajek 2015; Kenworthy et al. 2020) because of the unconstrained mass of the companion (see also the Introduction section). Some of our mass upper limit estimates deviate from the literature values. GQ Lup B and GSC 6214-210 B’s maximum dust masses differ from the determinations presented in Ricci et al. (2017) because we are using new ALMA data published in Wu et al. (2017). The limits derived for PZ Tel B, 51 Eri b, AB Pic b, κ And b, HR8799 b,c,d,e, β Pic b, and HD 95086 b are also different by one order of magnitude when

compared to those derived by Pérez et al. (2019). The main reason is the radiative transfer model (RADMC-3D) used by Pérez et al. (2019) that gives mostly lower dust temperatures by ~ 30 K for disk sizes in the interval 1–10 au (for more details see Section 3 of Pérez et al. 2019).

In support of the hypothesis that many of these objects can host a surrounding disk, van Holstein et al. (2021) recently obtained linear polarimetric images in the near-infrared for 20 known directly imaged exoplanets and brown dwarf companions, 11 of which are included in Table 1: PZ Tel B, AB Pic b, GSC 6214-2010 B, GQ Lup B, HR 8799 (b,c,d,e), 1 RXS1609 b, DH Tau B, and β Pic b. They reported the first detection of linear polarization from substellar companions, with a polarization degree of several tenths of a percent for DH Tau B and GSC 6214-210 B. Given the very young ages of the two objects, the authors assumed that the polarization most likely originates from circumsubstellar protoplanetary disks. This interpretation also agrees with that of Miles-Páez et al. (2017), where two free-floating Taurus objects of late-M spectral types and brown dwarf masses were reported to have significant near-infrared linear polarization, in one case clearly correlated with mid-infrared flux excesses, thus consistent with the presence of a surrounding disk. For the rest of the van Holstein et al. (2021) sample, the authors reported a null polarimetric detection but it does not necessarily mean an absence of disk. Actually, Christiaens et al. (2019) announced evidence for a disk around PDS 70 b (included in the target list of van Holstein et al. 2021) based on near-infrared spectroscopic observations.

Figure 2 shows our computed upper limits on the disk dust mass as a function of the mass of the companion, which is the disk-host source. The left panel depicts the mass upper limits as measured while the right panel illustrates the mass upper limits normalized to the mass of the central companion to break any dependence of the disk dust mass on the mass or luminosity of the disk-host object. Both upper limits and the two solid detections are depicted together. As a reference, the masses of the rings of Saturn (Zakhozhay et al. 2017), the Moon and total mass of the Jovian Moons (Ricci et al. 2017) are also included in the left panel. Our targets are shown with dust mass upper limits of 0.014 M_{Earth} (G 196-3 B) and 0.005 M_{Earth} (VHS J1256–1257 b). These measurements are of the order of magnitude of the mass of the Moon.

There is a clear observational bias in both panels of Figure 2: the "older" objects (>10 Myr) have lower disk dust mass upper limits than the very young sources (≤ 10 Myr) because the former are typically located closer and, therefore, observations yield deeper absolute fluxes for them. This is better illustrated in Figure 3, where the objects of Table 1 are depicted as a function of their distance. G 196-3 B, VHS J1256–1257 b (our two targets) and β Pic b are the closest substellar companions for which an attempt to detect surrounding disks has been made to date. The β Pic b observations (Matrà et al. 2019) are actually quite deep and our dust mass upper limit estimate is about two orders of magnitude more restrictive for β Pic b than for our two targets (left panel of Figure 3). Regarding the group of younger objects (typical distance ≥ 100 pc), where there are two positive disk detections, both Figures 2 and 3 indicate that SR 12 c and PDS 70 c may host relatively "bright" disks and that observations have to be at least one order of magnitude deeper to be able to detect similar disks around the other very young brown dwarf companions included in the Figures.

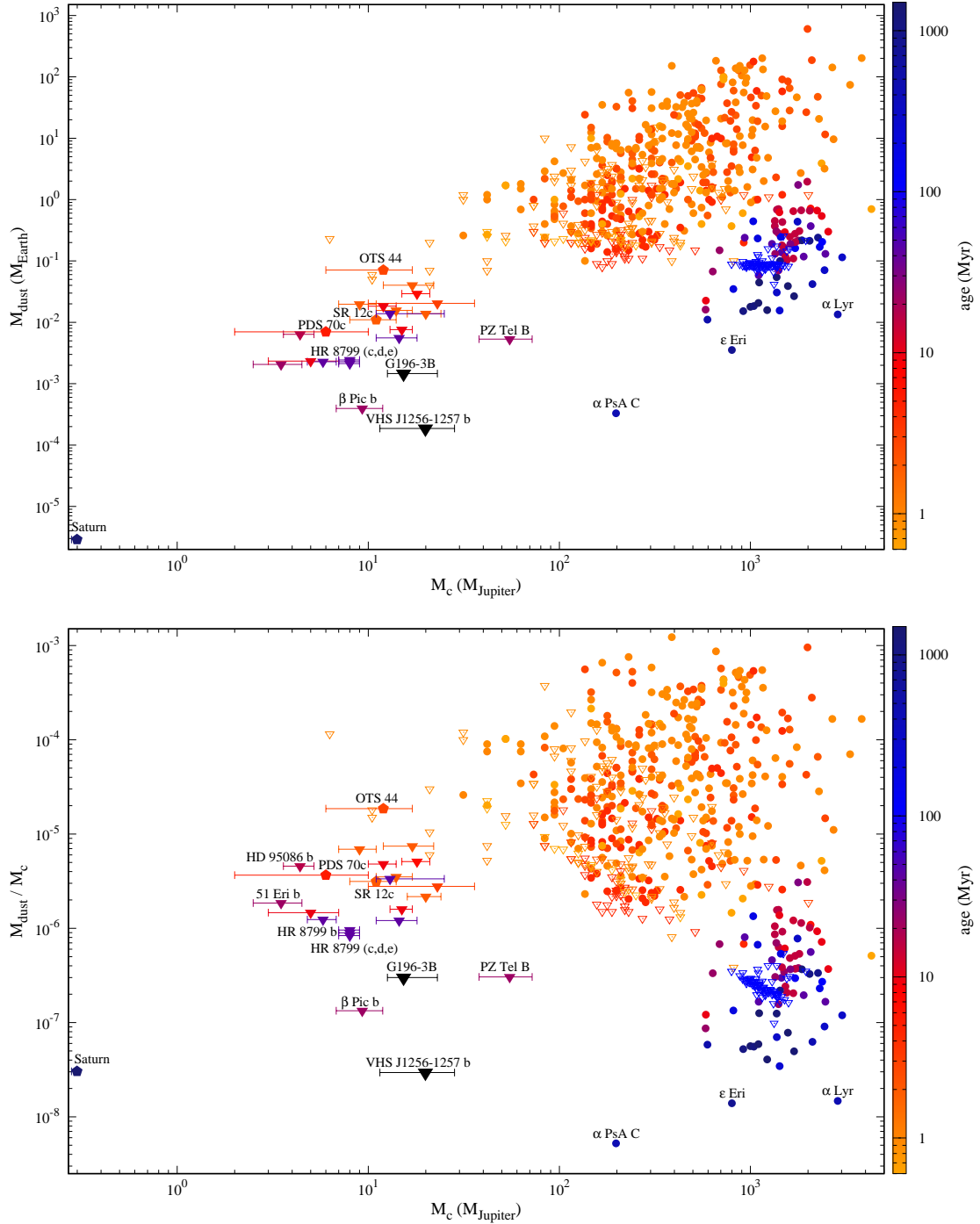


Fig. 4: Measured (top panel) and relative (bottom panel) disk dust masses (pentagons and circles, ALMA detections) and dust mass upper limits (triangles, mostly ALMA non-detections) as a function of the mass of the disk-host object. Data taken from Table 2 and Testi et al. (2022), Sepulveda et al. (2019), Marino et al. (2022), Sullivan et al. (2022), and Matrà (2022, in preparation). Upper limits of substellar companions and free-floating objects are shown with filled and open triangles, respectively. Computations of the dust masses and upper limits are based on the assumption of a constant temperature of the disk dust (see text). In the bottom panel, the three companions of HD 8799 (c,d,e) have the same estimated dust mass upper limits; we artificially shifted them vertically so it is visually noticeable that there are 3 data points. The ages of the disk-host sources are color-coded (see the bar to the right of the panels). Protoplanetary disks (i.e., very young ages) have yellowish to orange-ish colors, while debris disks (i.e., typically older than 20 Myr) have dark red, blue, and dark blue colors, with the exception of our two targets (G 196-3 B and VHS J1256–1257 b) plotted as black triangles.

5.2. Comparison to free-floating sources

For a wider view, we also compared what is known for substellar companions to the situation of free-floating brown dwarfs

and stars in Figure 4, which shows the protoplanetary disk dust masses and dust mass upper limits using ALMA data provided by Testi et al. (2022) for the following star-forming regions and young star clusters: L1688 (in ρ -Ophiuchi), Taurus, Lupus, Corona Australis, Upper Scorpius, and Chameleon I. All of these regions are very young with typical ages below 10–20 Myr. For the computation of the disk dust masses around central objects with masses from substellar to several times the solar mass, Testi et al. (2022) adopted $\kappa_\nu = 2.3 \text{ cm}^2 \text{ g}^{-1}$ and a constant $T_{\text{dust}} = 20 \text{ K}$.

For a proper comparison with the data of Testi et al. (2022), we redid our computations of the disk dust mass upper limits for the substellar companions following the same adoption¹¹ (see also Pascucci et al. 2016). Our new computations (provided in Table 2), Testi et al. (2022) determinations, and Saturn’s rings (Zakhzhay et al. 2017) are displayed in the upper panel of Figure 4, while the bottom panel shows the relative disk dust masses (disk mass over the mass of the central source) as a function of the disk-host object. The ages of the various objects are color coded in Figure 4. There are significant differences between our computations of disk dust mass upper limits and those obtained by adopting a constant dust temperature. As an example, our VHS J1256–1257 b’s estimate is 15 times larger than the one from the disk constant temperature. However, this difference is still within the large dispersion for a given mass of the central object as seen in Figure 4.

Similarly to stars, the detection of disks surrounding substellar objects appears to drastically depend on the systems age. The only sub-mm and mm detections in the substellar regime (OTS44, SR 12 c and PDS 70 c) in Figure 4 correspond to sources with an age of less than 10 Myr, while there is no single disk detection around brown dwarfs with older ages despite the observations are more sensitive (due to the closer distances). This could be explained by the natural evolution of the disks, which transits from protoplanetary to the debris phase. All three OTS44, SR 12 c and PDS 70 c likely host protoplanetary disks in which gas accretion still takes place on the central objects.

As already pointed out by many groups, the mass of the protoplanetary disks linearly depends on the mass of the central object including the substellar regime. This implies that the disks around brown dwarfs are scaled-down versions of the stellar disks. As illustrated in the bottom panel of Figure 4, for very young objects the relative disk dust masses appear to be constant for all stellar and substellar mass regimes, although with a relative large dispersion of about one order of magnitude. This implies that if planets form around substellar objects, the amount of dust mass available for planetary formation is small. Only rocky planets like Earth or smaller could form unless more massive planets are raised in earlier stages ($<1 \text{ Myr}$) when the substellar disks might have been more massive.

Because of the age of G 196-3 B and VHS J1256–1257 b, we would expect them to host debris disks rather than protoplanetary disks. For completeness, we also included in both panels of Figure 4 ALMA detections of circumstellar debris disks from Sepulveda et al. (2019), Marino et al. (2020), and Matrà (2022, in preparation), and dust mass upper limits determined from the Sullivan et al. (2022) observations of Pleiades stellar members. All of these objects have typical ages greater than 20 Myr (the Pleiades age is 115 Myr, Stauffer et al. 1998; Sullivan et al.

2022). To determine the masses of all the central objects with detected debris disks (presented in Sepulveda et al. 2019 and Matrà 2022, in preparation), we used a simple mass–luminosity relation $M_* = L_*^{0.25}$ (where both parameters are in solar units) applicable to the masses $> 0.43 M_\odot$ (Duric 2003)¹². For consistency, we computed the dust masses and dust mass upper limits for all debris disks (Sepulveda et al. 2019; Marino et al. 2020; Sullivan et al. 2022, Matrà 2022, in preparation) following the approach of Testi et al. (2022).

In both panels of Figure 4, stars with debris disks are located below the stars with protoplanetary disks. As expected, the dust mass of debris disks is significantly smaller than that of protoplanetary disks for a given central source. Interestingly, the sequence described by the debris disks appears to be parallel to that of the protoplanetary disks for the central object mass interval between ~ 0.5 and $\sim 2 M_\odot$. Under the assumption that disks around brown dwarfs and planets of different ages behave similarly, that is, they scale down with the mass of the central body, the extrapolation of the debris disk stellar sequence into the substellar domain using the same decreasing slope observed for protoplanetary disks indicates that sub-mm and mm observations must be at least 100 times deeper than current observations in order to detect the presence of substellar debris disks surrounding moderately young brown dwarfs and planets. According to the bottom panel of Figure 4, only the ALMA observations of VHS J1256–1257 b marginally comply with this requirement, yet at the upper part of the large dispersion of the predicted debris disks dust masses. That is, current observations have largely missed substellar debris disks other than ruling out their existence. These observations are indeed challenging requiring tens to hundreds of hours of observations with ALMA. Future interferometers, as SKA1-MID at high frequencies (Band 6, 15–50 GHz), with the added benefit of improved sensitivity and spatial resolution, could provide significant contributions to the debris disks of these objects (Conway et al. 2020).

6. Conclusions

In this paper we presented the results of NOEMA (1.3 mm) observations of G 96-3 B ($15.3_{-2.7}^{+7.7} M_{\text{Jup}}$), and ALMA (0.87 mm), NOEMA (1.3 mm) and VLA (0.9 cm and 5 cm) observations of VHS J1256–1257 b ($20.5_{-4.5}^{+6.0} M_{\text{Jup}}$), both of which are low-mass companions moving around more massive objects at relatively wide orbits. We reported non-detections for all of our observations. Based on the *rms* noise of the millimeter observations, we determined the $3\text{-}\sigma$ upper limits on the dust masses of any potential debris disks, and we compared them to the values (mostly obtained using ALMA observations) of other substellar companions (including brown dwarfs and planets) of different ages. Only three protoplanetary disks surrounding brown dwarfs have been detected at mm wavelengths in the literature: two around the companions PDS 70 c and SR 12 c (Isella et al. 2019; Benisty et al. 2021; Wu et al. 2022), and one around the free-floating brown dwarf OTS44 (Bayo et al. 2017) despite the fact that there are at least 30 brown dwarfs and planetary mass objects with strong evidence of hosting protoplanetary disks. This demonstrates the remarkable low luminosity of these circumsubstellar disks, which likely become much fainter when they evolve into debris disks. Our observations of G 96-3 B and VHS J1256–1257 b add up to the list of brown dwarf and plane-

¹¹ For PDS 70 c, SR 12 c and OTS44 we also computed their disk masses adopting $T_{\text{dust}} = 20 \text{ K}$ and the equations given in this work, resulting in disk dust masses of 0.007, 0.011 and $0.071 M_{\text{Earth}}$, respectively.

¹² $\alpha \text{ PsA C}$ is the only one object resulted to have the mass smaller than $0.43 M_\odot$, for it we recomputed the mass, using the following relation: $M_* = (L_*/0.23)^{1/2.3}$, following the prescription by Duric (2003).

tary companions with non-detected debris disks. Assuming that debris disks scale down with the mass of the central bodies in a similar way as their protoplanetary predecessors do, we estimate that mm observations 100 times deeper are required for positive detections, which would open a new door for the study of the potential of these low-mass objects for generating their own moons.

Acknowledgements

The authors are indebted to Luca Ricci, Sebastian Marino and Paola Pinilla for helpful discussions and feedback. The authors kindly thank Leonardo Tesi and Luca Matrà for providing the machine-ready tables of the protoplanetary and debris disks parameters, respectively. This work is based on observations carried out under project number W18BP [001-002] with the IRAM NOEMA Interferometer [30m telescope]. IRAM is supported by INSU/CNRS (France), MPG (Germany) and IGN (Spain). OZ acknowledges support within the framework of the Ukraine aid package for individual grants of the Max-Planck Society 2022. MRZO acknowledges financial support from the Spanish Ministry for Science and Innovation through project PID2019-109522GB-C51. VB and NL acknowledge financial support from the Agencia Estatal de Investigación del Ministerio de Ciencia e Innovación (AEI-MCINN) under grant PID2019-109522GB-C53. BG is supported by the Polish National Science Center (NCN) under SONATA grant No. 2021/43/D/ST9/01940. JBC and JCG were supported by projects PID2020-117404GB-C22, funded by MCIN/AEI, PROMETEO/2020-080, funded by the Generalitat Valenciana, and by the Astrophysics and High Energy Physics programme by MCIN, with funding from European Union NextGenerationEU (PRTR-C17.I1) and the Generalitat Valenciana through grant ASFAE/2022/018. MPT acknowledges financial support through grants CEX2021-001131-S, PID2020-117404GB-C21 and PID2020-114461GB-I00, funded by the Spanish CIN/AEI/10.13039/501100011033. We also wish to thank the anonymous referee for constructive criticism that helped to improve the clarity of the paper.

References

Alcalá, J. M., Spezzi, L., Chapman, N., et al. 2008, *ApJ*, 676, 427
 Allard, F., Guillot, T., Ludwig, H.-G., et al. 2003, in *Brown Dwarfs*, ed. E. Martín, Vol. 211, 325
 Allard, F., Homeier, D., & Freytag, B. 2012, *Philosophical Transactions of the Royal Society of London Series A*, 370, 2765
 Allers, K. N., Jaffe, D. T., Luhman, K. L., et al. 2007, *ApJ*, 657, 511
 Alves de Oliveira, C., Ábrahám, P., Marton, G., et al. 2013, *A&A*, 559, A126
 Apai, D., Pascucci, I., Bouwman, J., et al. 2005, *Science*, 310, 834
 Baraffe, I., Chabrier, G., Allard, F., & Hauschildt, P. H. 1998, *A&A*, 337, 403
 Baraffe, I., Chabrier, G., Barman, T. S., Allard, F., & Hauschildt, P. H. 2003, *A&A*, 402, 701
 Barrado y Navascués, D., Stauffer, J. R., Morales-Calderón, M., et al. 2007, *ApJ*, 664, 481
 Bayo, A., Joergens, V., Liu, Y., et al. 2017, *ApJ*, 841, L11
 Beckwith, S. V. W., Sargent, A. I., Chini, R. S., & Guستن, R. 1990, *AJ*, 99, 924
 Benisty, M., Bae, J., Facchini, S., et al. 2021, *ApJ*, 916, L2
 Booth, M., Jordán, A., Casassus, S., et al. 2016, *MNRAS*, 460, L10
 Bouy, H., Huélamo, N., Martín, E. L., et al. 2007, *A&A*, 463, 641
 Bowler, B. P., Andrews, S. M., Kraus, A. L., et al. 2015, *ApJ*, 805, L17
 Bowler, B. P., Zhou, Y., Morley, C. V., et al. 2020, *ApJ*, 893, L30
 Brandt, G. M., Brandt, T. D., Dupuy, T. J., Li, Y., & Michalik, D. 2021, *AJ*, 161, 179
 Caballero, J. A., Béjar, V. J. S., Rebolo, R., et al. 2007, *A&A*, 470, 903
 Caffau, E., Ludwig, H. G., Steffen, M., Freytag, B., & Bonifacio, P. 2011, *Sol. Phys.*, 268, 255
 Chabrier, G., Baraffe, I., Allard, F., & Hauschildt, P. 2000, *ApJ*, 542, 464
 Chilcote, J., Pueyo, L., De Rosa, R. J., et al. 2017, *AJ*, 153, 182
 Christiaens, V., Cantalloube, F., Casassus, S., et al. 2019, *ApJ*, 877, L33

Climent, J. B., Guirado, J. C., Zapatero Osorio, M. R., et al. 2022, *A&A*, 660, A65
 Conway, J., Beswick, R., Bourke, T., et al. 2020, *SKA Memorandum* 20-21, 131
 Currie, T., Brandt, T. D., Uyama, T., et al. 2018, *AJ*, 156, 291
 Currie, T., Marois, C., Cieza, L., et al. 2019, *ApJ*, 877, L3
 Damjanov, I., Jayawardhana, R., Scholz, A., et al. 2007, *ApJ*, 670, 1337
 De Rosa, R. J., Nielsen, E. L., Wang, J. J., et al. 2020, *AJ*, 159, 1
 Dupuy, T. J., Brandt, G. M., & Brandt, T. D. 2022, *MNRAS*, 509, 4411
 Dupuy, T. J., Liu, M. C., Evans, E. L., et al. 2023, *MNRAS*, 519, 1688
 Dupuy, T. J., Liu, M. C., Magnier, E. A., et al. 2020, *Research Notes of the American Astronomical Society*, 4, 54
 Duric, N. 2003, *Advanced Astrophysics*
 Gaia Collaboration, Brown, A. G. A., Vallenari, A., et al. 2016, *A&A*, 595, A2
 Gauza, B., Béjar, V. J. S., Pérez-Garrido, A., et al. 2015, *ApJ*, 804, 96
 Guieu, S., Pinte, C., Monin, J. L., et al. 2007, *A&A*, 465, 855
 Guirado, J. C., Azulay, R., Gauza, B., et al. 2018, *A&A*, 610, A23
 Hernández, J., Hartmann, L., Megeath, T., et al. 2007, *ApJ*, 662, 1067
 Högbom, J. A. 2003, in *Astronomical Society of the Pacific Conference Series*, Vol. 300, *Radio Astronomy at the Fringe*, ed. J. A. Zensus, M. H. Cohen, & E. Ros, 17
 Isella, A., Benisty, M., Teague, R., et al. 2019, *ApJ*, 879, L25
 Isella, A., Chandler, C. J., Carpenter, J. M., Pérez, L. M., & Ricci, L. 2014, *ApJ*, 788, 129
 Jayawardhana, R., Ardila, D. R., Stelzer, B., & Haisch, Karl E., J. 2003, *AJ*, 126, 1515
 Jayawardhana, R., Mohanty, S., & Basri, G. 2002, *ApJ*, 578, L141
 Kenworthy, M. A., Klaassen, P. D., Min, M., et al. 2020, *A&A*, 633, A115
 Kenworthy, M. A. & Mamajek, E. E. 2015, *ApJ*, 800, 126
 Kirkpatrick, J. D., Dahn, C. C., Monet, D. G., et al. 2001, *AJ*, 121, 3235
 Lacour, S., Wang, J. J., Rodet, L., et al. 2021, *A&A*, 654, L2
 Lindgren, L., Klioner, S. A., Hernández, J., et al. 2021, *A&A*, 649, A2
 Lodieu, N., Dobbie, P. D., Cross, N. J. G., et al. 2013, *MNRAS*, 435, 2474
 Luhman, K. L., Adame, L., D'Alessio, P., et al. 2005, *ApJ*, 635, L93
 Luhman, K. L., Allen, P. R., Espaillat, C., Hartmann, L., & Calvet, N. 2010, *ApJS*, 186, 111
 Luhman, K. L. & Mamajek, E. E. 2012, *ApJ*, 758, 31
 Luhman, K. L., Whitney, B. A., Meade, M. R., et al. 2006, *ApJ*, 647, 1180
 MacGregor, M. A., Wilner, D. J., Czekala, I., et al. 2017, *ApJ*, 835, 17
 Maire, A. L., Bonnefoy, M., Ginski, C., et al. 2016, *A&A*, 587, A56
 Maire, A. L., Rodet, L., Lazzoni, C., et al. 2018, *A&A*, 615, A177
 Mamajek, E. E., Quillen, A. C., Pecauc, M. J., et al. 2012, *AJ*, 143, 72
 Marino, S., Zurlo, A., Faramaz, V., et al. 2020, *MNRAS*, 498, 1319
 Martín, E. L., Delfosse, X., Basri, G., et al. 1999, *AJ*, 118, 2466
 Matrà, L., Wyatt, M. C., Wilner, D. J., et al. 2019, *AJ*, 157, 135
 McGovern, M. R., Kirkpatrick, J. D., McLean, I. S., et al. 2004, *ApJ*, 600, 1020
 McLean, I. S., Prato, L., McGovern, M. R., et al. 2007, *ApJ*, 658, 1217
 Miles, B. & High Contrast Imaging of Exoplanets JWST ERS Team. 2023, in *American Astronomical Society Meeting Abstracts*, Vol. 55, *American Astronomical Society Meeting Abstracts*, 345.03
 Miles-Páez, P. A., Zapatero Osorio, M. R., Pallé, E., & Peña Ramírez, K. 2017, *MNRAS*, 466, 3184
 Miret-Roig, N., Antoja, T., Romero-Gómez, M., & Figueras, F. 2018, *A&A*, 615, A51
 Mohanty, S., Jayawardhana, R., & Basri, G. 2005, *ApJ*, 626, 498
 Muzerolle, J., Hillenbrand, L., Calvet, N., Briceño, C., & Hartmann, L. 2003, *ApJ*, 592, 266
 Muzerolle, J., Luhman, K. L., Briceño, C., Hartmann, L., & Calvet, N. 2005, *ApJ*, 625, 906
 Natta, A. & Testi, L. 2001, *A&A*, 376, L22
 Natta, A., Testi, L., Muzerolle, J., et al. 2004, *A&A*, 424, 603
 Neuhäuser, R. & Schmidt, T. 2012, in *Topics in Adaptive Optics*, ed. R. K. Tyson (Rijeka: IntechOpen)
 Pascucci, I., Apai, D., Henning, T., & Dullemond, C. P. 2003, *ApJ*, 590, L111
 Pascucci, I., Testi, L., Herczeg, G. J., et al. 2016, *ApJ*, 831, 125
 Peña Ramírez, K., Béjar, V. J. S., Zapatero Osorio, M. R., Petr-Gotzens, M. G., & Martín, E. L. 2012, *ApJ*, 754, 30
 Pérez, S., Marino, S., Casassus, S., et al. 2019, *MNRAS*, 488, 1005
 Petrus, S., Chauvin, G., Bonnefoy, M., et al. 2023, *A&A*, 670, L9
 Pineda, J. E., Szulágyi, J., Quanz, S. P., et al. 2019, *ApJ*, 871, 48
 Rab, C., Kamp, I., Ginski, C., et al. 2019, *A&A*, 624, A16
 Rebolo, R., Osorio, M. R. Z., Madruga, S., et al. 1998, *Science*, 282, 1309
 Riaz, B. & Gizis, J. E. 2008, *ApJ*, 681, 1584
 Riaz, B. & Kennedy, G. M. 2014, *MNRAS*, 442, 3065
 Riaz, B., Lodieu, N., & Gizis, J. E. 2009, *ApJ*, 705, 1173
 Riaz, B., Machida, M. N., & Stamatellos, D. 2019, *MNRAS*, 486, 4114
 Ricci, L., Cazzoletti, P., Czekala, I., et al. 2017, *AJ*, 154, 24
 Ricci, L., Testi, L., Natta, A., et al. 2014, *ApJ*, 791, 20
 Rilinger, A. M. & Espaillat, C. C. 2021, *ApJ*, 921, 182
 Schmidt, T. O. B., Mugrauer, M., Neuhäuser, R., et al. 2014, *A&A*, 566, A85
 Scholz, A. & Jayawardhana, R. 2008, *ApJ*, 672, L49

- Scholz, A., Jayawardhana, R., Wood, K., et al. 2007, *ApJ*, 660, 1517
- Semenov, D., Henning, T., Helling, C., Ilgner, M., & Sedlmayr, E. 2003, *A&A*, 410, 611
- Sepulveda, A. G., Matr a, L., Kennedy, G. M., et al. 2019, *ApJ*, 881, 84
- Shabram, M. & Boley, A. C. 2013, *The Astrophysical Journal*, 767, 63
- Stauffer, J. R., Schultz, G., & Kirkpatrick, J. D. 1998, *ApJ*, 499, L199
- Stone, J. M., Skemer, A. J., Kratter, K. M., et al. 2016, *ApJ*, 818, L12
- Su, K. Y. L., MacGregor, M. A., Booth, M., et al. 2017, *AJ*, 154, 225
- Sullivan, D., Wilner, D. J., Matr a, L., et al. 2022, *AJ*, 164, 100
- Testi, L., Natta, A., Manara, C. F., et al. 2022, *A&A*, 663, A98
- Testi, L., Natta, A., Scholz, A., et al. 2016, *A&A*, 593, A111
- van der Plas, G., M nard, F., Ward-Duong, K., et al. 2016, *ApJ*, 819, 102
- van Holstein, R. G., Stolker, T., Jensen-Clem, R., et al. 2021, *A&A*, 647, A21
- Woitke, P., Min, M., Pinte, C., et al. 2016, *A&A*, 586, A103
- Wu, Y.-L., Bowler, B. P., Sheehan, P. D., et al. 2020, *AJ*, 159, 229
- Wu, Y.-L., Bowler, B. P., Sheehan, P. D., et al. 2022, *ApJ*, 930, L3
- Wu, Y.-L., Close, L. M., Eisner, J. A., & Sheehan, P. D. 2017, *AJ*, 154, 234
- Wyatt, M. C., Pani c, O., Kennedy, G. M., & Matr a, L. 2015, *Ap&SS*, 357, 103
- Zakhozhay, O. V., Zapatero Osorio, M. R., B jar, V. J. S., & Boehler, Y. 2017, *MNRAS*, 464, 1108
- Zapatero Osorio, M. R., B jar, V. J. S., Miles-P ez, P. A., et al. 2014, *A&A*, 568, A6
- Zapatero Osorio, M. R., B jar, V. J. S., & Pe a Ram rez, K. 2017, *ApJ*, 842, 65
- Zapatero Osorio, M. R., Caballero, J. A., B jar, V. J. S., et al. 2007, *A&A*, 472, L9
- Zapatero Osorio, M. R., Rebolo, R., Bihain, G., et al. 2010, *ApJ*, 715, 1408
- Zhou, Y., Bowler, B. P., Apai, D., et al. 2022, *AJ*, 164, 239

Table 1: Physical properties and information of mm and sub-mm observations of brown dwarfs/planetary-mass objects with non detected disks.

Name	d^a , pc	age, Myr	L_c^a , $L_\odot \times 10^{-3}$	M_c , M_{Jup}	a , AU	F_ν (3σ), mJy	F_ν observed with	Refs. ^b
G 196-3 B	21.81±0.01	50–100	0.0927±0.0001	15.3 ^{+7.7} _{-2.7}	~350 ^c	0.108	NOEMA (1.3 mm)	this work
VHS J1256–1257 b	21.15±0.21	150–300	0.027±0.0001 ^d	20.5 ^{+6.0} _{-4.5}	~170 ^c	0.153	NOEMA (1.3 mm)	this work
						0.060	ALMA 0.87 mm)	this work
						0.030	VLA (0.9 cm)	this work ^e , 1
						0.009	VLA (3 cm)	this work ^e , 1, 2
						0.012	VLA (5 cm)	this work ^e , 1
						0.024	VLA (21.4 cm)	this work ^e , 1, 2
CT Cha B	190.0 ^{+0.4} _{-0.5}	1–3	2.38	17±5	~511	0.156	ALMA(0.88 mm)	3
1 RXS1609 b	138.0 ^{+0.4} _{-0.3}	5–14	0.41	12±2	~309	0.135	ALMA(0.88 mm)	3
ROXs 12 B	138.6 ^{+0.3} _{-0.4}	4–10	1.75	18±3	~243	0.213	ALMA(0.88 mm)	3
ROXs 42B b	146.4 ^{+0.7} _{-0.6}	1–3	0.83	9±2	~168	0.129	ALMA(0.88 mm)	3
DH Tau B	133.4 ^{+0.6} _{-0.4}	1–3	1.82	14±3	~317	0.123	ALMA(0.88 mm)	3
FU Tau B	128.6 ^{+1.4} _{-1.2}	1–3	3.13	20±4	~747	0.117	ALMA(0.88 mm)	3
PZ Tel B	47.25±0.05	20–25	2.6±0.6	38–72	~23	0.084	ALMA(1.3 mm)	4, 5, 6
51 Eri b	29.91±0.07	20–25	3 ⁺² ₋₁ ×10 ⁻³	2.5–4.5	11.1 ^{+4.2} _{-1.3}	0.081	ALMA(1.3 mm)	4, 7, 8
AB Pic b	50.14±0.03	30–55	0.22 ^{+0.05} _{-0.04}	11–18	~252	0.078	ALMA(1.3 mm)	4, 9
κ And b	52.0±0.5	40–50	0.17 ^{+0.02} _{-0.02}	13 ⁺¹² ₋₂	~55	0.18	ALMA(1.3 mm)	4, 10
β Pic b	19.63 ^{+0.06} _{-0.05}	20–25	0.18 ^{+0.01} _{-0.01}	9.3 ^{+2.6} _{-2.5}	10.26 ^{+0.1} _{-0.1}	0.036	ALMA(1.3 mm)	4, 11–13
GSC 6214-2010 B	108.78±0.25	5–14	0.447	15±2	320	0.09	ALMA(0.88 mm)	14, 15
GQ Lup B	154.1±0.7	3±2	3.306	10–36	~220	0.12	ALMA(0.88 mm)	14, 16
HD 95086 b	86.46±0.14	17±4	0.017	4.4±0.8	57.2 ^{+19.2} _{-7.8}	0.03	ALMA(1.3 mm)	4, 17
2M 1207 b	64.7±0.5	10±3	0.225	5±2	~40	0.078	ALMA(0.89 mm)	18
HR 8799 b	40.88±0.08	42 ⁺⁶ ₋₄	0.007	5.8	70	0.048	ALMA(1.3 mm)	4, 19
HR 8799 c	40.88±0.08	42 ⁺⁶ ₋₄	0.013	7–9	43	0.048	ALMA(1.3 mm)	4, 19
HR 8799 d	40.88±0.08	42 ⁺⁶ ₋₄	0.013	7–9	26	0.048	ALMA(1.3 mm)	4, 19
HR 8799 e	40.88±0.08	42 ⁺⁶ ₋₄	0.013	7–9	15	0.048	ALMA(1.3 mm)	4, 19

Notes. ^(a) All the distances are computed from the GAIA DR3 (Gaia Collaboration et al. 2016; Lindegren et al. 2021) and the luminosities are updated accordingly. ^(b) References for the observed fluxes and systems physical parameters. ^(c) The separation is computed using the latest GAIA DR3 distance. ^(d) The luminosity of VHS J1256–1257 b was obtained by integrating the photometric observed fluxes (blue dots in figure 1) over over the extended wavelength range 0.3–100 μ m (Simpson’s rule). For more details see eq.1 in Zakhzhay et al. (2017). ^(e) For more details see Climent et al. (2022).

References. (1) Guirado et al. (2018) (2) Climent et al. (2022) (3) Wu et al. (2020); (4) Pérez et al. (2019); (5) Miret-Roig et al. (2018); (6) Maire et al. (2018); (7) Dupuy et al. (2022); (8) De Rosa et al. (2020); (9) Neuhäuser & Schmidt (2012); (10) Currie et al. (2018); (11) Brandt et al. (2021); (12) Chilcote et al. (2017); (13) Matrà et al. (2019); (14) Wu et al. (2017); (15) Bowler et al. (2015); (16) MacGregor et al. (2017); (17) Su et al. (2017); (18) Ricci et al. (2017); (19) Booth et al. (2016);

Table 2: Radius and mass upper limits and temperature of potential dusty disks around brown dwarf and planets with non detections.

Name	R_{out}^a (au)	T_d (K)	M_{dust}^b (M_{\oplus})	$M_{\text{dust},20\text{K}}^c$ (M_{\oplus})	F_{ν}^d observed with
G 196-3 B	29.5	5.3	0.014	0.0015	NOEMA (1.3 mm)
VHS J1256–1257 b	18.1	4.5	0.028	0.0019	NOEMA (1.3 mm)
			0.005	0.00019	ALMA 0.87 mm)
			0.500	0.098	VLA (0.9 cm)
			4.889	1.06	VLA (3 cm)
			29.535	6.5	VLA (5 cm)
			4519.046	1015.1	VLA (21.4 cm)
CT Cha B	32.0	10.9	0.111	0.040	ALMA(0.88 mm)
1 RXS1609 b	16.9	7.4	0.118	0.018	ALMA(0.88 mm)
ROXs 12 B	15.1	10.1	0.092	0.029	ALMA(0.88 mm)
ROXs 42B b	8.2	11.1	0.052	0.020	ALMA(0.88 mm)
DH Tau B	21.7	11.7	0.037	0.016	ALMA(0.88 mm)
FU Tau B	101.0	8.7	0.060	0.014	ALMA(0.88 mm)
PZ Tel B	2.0	60.7	0.001	0.0053	ALMA(1.3 mm)
51 Eri b	0.3	128.5	3×10^{-4}	0.0021	ALMA(1.3 mm)
AB Pic b	15.0	6.4	0.035	0.0056	ALMA(1.3 mm)
κ And b	2.2	113.4	0.002	0.014	ALMA(1.3 mm)8
β Pic b	0.4	152.1	4×10^{-5}	0.00039	ALMA(1.3 mm)
GSC 6214-2010 B	18.5	7.5	0.047	0.0076	ALMA(0.88 mm)
GQ Lup B	13.9	18.9	0.022	0.020	ALMA(0.88 mm)
HD 95086 b	1.8	60.9	0.002	0.0064	ALMA(1.3 mm)
2M 1207 b	5.1	12.1	0.005	0.0023	ALMA(0.89 mm)
HR 8799 b	2.5	51.2	7×10^{-4}	0.0023	ALMA(1.3 mm)
HR 8799 c	1.7	65.3	6×10^{-4}	0.0023	ALMA(1.3 mm)
HR 8799 d	1.0	84.0	4×10^{-4}	0.0023	ALMA(1.3 mm)
HR 8799 e	0.6	110.6	3×10^{-4}	0.0023	ALMA(1.3 mm)

Notes. ^(a) Dust disk radii derived in this work as described in Section 4 . ^(b) Dust masses computed using Equation 1 and T_d , computed using the approach described in Section 4 and listed here. ^(c) Dust masses computed using Equation 1 and a constant $T_d = 20$ K as in Testi et al. (2022). ^(d) The instruments employed for collecting the information on F_{ν} used for the calculation of M_{dust} .

Appendix A: NOEMA and ALMA images for G 196-3 B and VHS J1256-1257 b.

Figure A.1 shows the NOEMA images of G 196-3 B and VHS J1256-1257, and ALMA image of VHS J1256-1257. No circumstellar dust emission is detected from any of these images.

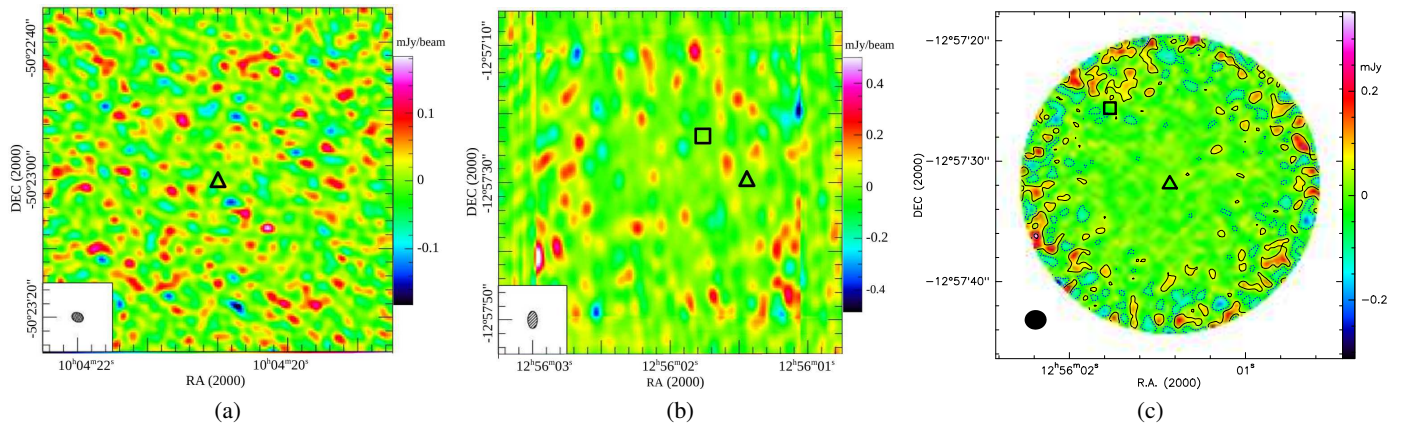


Fig. A.1: NOEMA image of G 196-3 B (a) and images VHS J1256-1257 with NOEMA (b) and ALMA (c). The positions of VHS J1256-1257 b and G 196-3 B are indicated with triangles, respectively. Additionally position of VHS J1256-1257 AB is also indicated with square at (b) and (c) panels. The synthesized beam at (a) and (b) is indicated by the ellipse in the white square at the lower left corner. The beam size at (c) is shown by the black quasi-circular symbol. Flux level in mJy/beam is color-coded at (a) and (b), and in mJy is color-coded at (c).