

Quantized Zero Dynamics Attacks against Sampled-data Control Systems

Kosuke Kimura and Hideaki Ishii, *Fellow, IEEE*

Abstract—For networked control systems, cyber-security issues have gained much attention in recent years. In this paper, we consider the so-called zero dynamics attacks, which form an important class of false data injection attacks, with a special focus on the effects of quantization in a sampled-data control setting. When the attack signals must be quantized, some error will be necessarily introduced, potentially increasing the chance of detection through the output of the system. In this paper, we show however that the attacker may reduce such errors by avoiding to directly quantize the attack signal. We look at two approaches for generating quantized attacks which can keep the error in the output smaller than a specified level by using the knowledge of the system dynamics. The methods are based on a dynamic quantization technique and a modified version of zero dynamics attacks. Numerical examples are provided to verify the effectiveness of the proposed methods.

Index Terms—Cyber security, false-data injections, networked control systems, quantization, zero dynamics attacks

I. INTRODUCTION

Recent advances in communication technology are enabling various cyber-physical systems (CPSs) to be further connected by networks, leading to enhancements in efficiency and flexibility for their operation and control. Application domains where such changes have brought significant progresses include large-scale plants, smart grids, and traffic networks. It is however inevitable that along with the increase in network connectivity, cyber-security issues have gained much more attention. Some of the major incidents include the attacks against nuclear research facilities in Iran [8], power grids in Ukraine [1], and sewage systems in Australia [13].

To maintain the defense in depth for security and safety of such CPSs, it is of critical importance to strengthen security methods from the perspective of systems control to complement conventional security methods based on information technologies [10], [12]. In particular, malicious cyber attacks against CPSs may have physical consequences, which can potentially result in damages in control devices and facilities.

In the systems control area, recent research has studied analyses on impacts of such attacks, detection techniques, as well as resilient control methods. Representative classes of attacks that may lead to manipulating vulnerable physical plants include those of replay attacks, Denial-of-Service (DoS) attacks, and false-data injection (FDI) attacks; see, for example, [18], [22], [24] and the references therein.

The focus of this paper is on the class of FDI attacks known as the zero dynamics attacks [21], [24]. An attacker who is aware of the system dynamics may modify the control signals in such a way that the internal states of the system are manipulated by the attacker and can diverge. They can be generated by taking advantage of system zeros and, in particular, the unstable ones. The difficulty in dealing with such attacks is that the behavior of the system output remains the same as that without the attacks. Hence, it is hard to detect them, e.g., by conventional fault detection techniques.

In this paper, we formulate a networked control problem in the sampled-data setting, where the continuous-time plant is controlled by a digital compensator and the control input is transmitted over a network channel [6]. We place particular attention to the role played by quantization in the control signals. Since zero dynamics attacks normally require the attack signals to be continuous, discretizing them through quantization will introduce certain errors not only in the attacks but also in the system outputs. This may make the attacks more visible from the system operators, helping them to detect the malicious activities. In this sense, the security level can be enhanced by using quantization and especially when it is coarse. Clearly, there will be a certain tradeoff between the security level and the control performance since coarse quantization can in general degrade the system performance.

It is important to note that sampled-data control can introduce vulnerability in the context of zero dynamics attacks [23]. Even if the continuous-time plant originally is minimum phase without any unstable zero, when discretized, the so-called sampling zeros will appear and some of them can be unstable depending on the sampling rate [2]. Such unstable zeros can be exploited by the attacker; the plant dynamics in the continuous-time domain can be excited in such a way that the sampled output shows no sign of irregular trajectories.

Quantization in networked control has been studied in the past two decades from the perspective of reducing data transmissions for feedback control purposes; see, e.g., [7], [11], [16], [19], [20], [26]. For systems under DoS attacks, the effects of quantization have been addressed in [9], [14], [25]. The general implication found there is that using finer quantization, which requires higher data rate for the communication of control signals, would improve the robustness of the system against DoS attacks and vice versa.

To the best of our knowledge, however, quantization and their influence on FDI attacks have not been studied in the literature. Here, we will provide an analysis on the error in the system output caused by quantizing zero dynamics attacks as well as their capability to destabilize the system. Our problem setting is limited to systems under feedforward control, but it

This work was supported in the part by JSPS under Grants-in-Aid for Scientific Research Grant No. 18H01460 and 22H01508.

K. Kimura is with the Department of System Control and H. Ishii is with the Department of Computer Science, both at the Tokyo Institute of Technology, Yokohama, 226-8502, Japan. (e-mail: kimura@sc.dis.titech.ac.jp, ishii@c.titech.ac.jp).

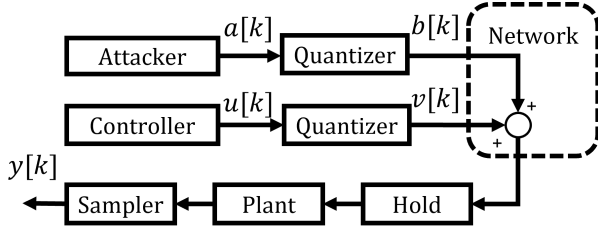


Fig. 1: Networked sampled-data control system under attack

will be shown that by taking account of quantization effects, attack signals can be generated resulting in a lower error level in comparison to the simple approach of directly quantizing the conventional zero dynamics attacks. To this end, we propose two quantized attack methods, one based on dynamic quantizers [3], [4] and the other using a modified version of zero dynamics attacks. These methods are constructive in that the attacker can specify the size of tolerable errors in the system output and generate attack signals accordingly.

This paper is organized as follows: Section II describes the networked control system, the input quantizer and the class of the attacks. In Section III, we briefly overview the approach of dynamic quantizers, which will be used for attack signal generation in one of the proposed methods. In Section IV, we explain the two methods of quantized attacks for a non-minimum phase sampled-data systems and analyze their effects. In Section V, we illustrate the effectiveness of our results via a numerical example. In Section VI, we provide concluding remarks. The material of this paper appeared as [15] in a preliminary form; the current version contains the proofs of the main results and further discussions.

Notation: We denote by \mathbb{R} , \mathbb{N} , and \mathbb{Z} the sets of real numbers, natural numbers, and integers, respectively. For $d > 0$, $d\mathbb{Z}$ is the set of numbers which can be expressed as dz by using an integer $z \in \mathbb{Z}$. The space of bounded sequences is denoted by l_∞ .

II. PROBLEM FORMULATION

In this section, we formulate the problem of quantized FDI attacks studied in this paper.

A. Sampled-data system under quantized input

Consider the feedforward sampled-data control system shown in Fig. 1, where the controller is connected with the plant via a network. The control input is generated by the controller and is quantized before it is sent to the plant over the network. A malicious attacker has access to the network and may modify the input signal though the attack signal must use the same quantization scheme as the controller.

In Fig. 1, the plant is a single-input single-output linear time-invariant (LTI) system whose state-space equation is given by

$$\begin{aligned} \dot{x}(t) &= A_c x(t) + B_c(v(t) + b(t)), \\ y(t) &= Cx(t), \end{aligned} \quad (1)$$

where $x(t) \in \mathbb{R}^n$ is the state, $y(t) \in \mathbb{R}$ is the output, $A_c \in \mathbb{R}^{n \times n}$, $B_c \in \mathbb{R}^{n \times 1}$, and $C \in \mathbb{R}^{1 \times n}$ are the system matrices.

Moreover, the inputs $v(t)$ and $b(t) \in d\mathbb{Z}$ are, respectively, the quantized signals of the feedforward input $u(t)$ and the attack signal $a(t)$. The specific quantizer used will be introduced later. We assume that the system is stable and controllable, and the initial state is $x(0) = x_0$.

The input $v(t)$ is injected through the zero-order hold (ZOH) whose sampling period is $T > 0$. Denote by $v[k]$ the input calculated by the controller at time $t = kT$. The continuous-time signal applied to the plant is $v(t) := v[k]$ for $t \in [kT, (k+1)T)$. On the other hand, the output $y(t)$ of the plant is sampled at the same rate as the ZOH with sampling period T . So the measured output is $y[k] := y(kT)$. We adopt the notation to write the system state and output of (1) driven by input $u(t)$ as $x_u(t)$ and $y_u(t)$, respectively.

As the quantizer, we employ the uniform quantizer $q : \mathbb{R} \rightarrow d\mathbb{Z}$, whose width is denoted by $d > 0$. We use the nearest neighbor quantization towards $-\infty$; it maps $\mu \in \mathbb{R}$ to $q(\mu)$ which is the optimal solution obtained as

$$q(\mu) := \min_{w \in d\mathbb{Z}} |\mu - w|. \quad (2)$$

In Fig. 1, the most simple approach for obtaining the quantized input $v[k]$ is to directly quantize the input $u[k]$ as

$$v[k] = q(u[k]). \quad (3)$$

This approach will be referred to as static quantization.

B. Quantized FDI attacks

As mentioned above, the adversary is capable to modify the quantized control input $v[k]$ to $v[k] + b[k]$ by injecting the quantized attack signal $b[k]$. It is assumed that the adversary has the full information of the plant and the controller including their dynamics whereas the system operator has no information regarding the attacks. The adversary's objective is to disrupt the operation of the system without being detected by the system operator who may be monitoring the sampled system output $y[k]$.

More specifically, the adversary attempts to generate the quantized attack signal $b[k]$ satisfying the following two conditions:

(i) ϵ -stealthy condition: The attack signal $\{b[k]\}_{k=0}^\infty$ is said to be ϵ -stealthy for given $\epsilon > 0$ if

$$|y_{v+b}[k] - y_v[k]| \leq \epsilon \quad (4)$$

for all k , where $y_v[k]$ is the original output of the system under the input $v[k]$, and $y_{v+b}[k]$ is the output of the attacked system.

(ii) $\{H_k\}_{k=0}^\infty$ -disruptive condition: Given a sequence of nonnegative numbers $\{H_k\}_{k=0}^\infty$, the attack signal $\{b[k]\}_{k=0}^\infty$ is said to be $\{H_k\}_{k=0}^\infty$ -disruptive if there exists a time sequence $\{t_k\}_{k=0}^\infty$ such that for any k , it holds

$$\|x_{v+b}(t_k) - x_v(t_k)\|_2 \geq H_k. \quad (5)$$

The problem of quantized zero dynamics attacks addressed in the paper can be stated as follows:

Problem: Consider the quantized networked system in Fig. 1. Let the positive scalar ϵ and the sequence $\{H_k\}_{k=0}^\infty$ of nonnegative numbers be given. Then find the quantized attack

signal $\{b[k]\}_{k=0}^{\infty}$ which satisfies both the ϵ -stealthy and the $\{H_k\}_{k=0}^{\infty}$ -disruptive conditions.

An important aspect of our problem setting is that we examine the case where the sampled-data system has unstable zeros in the discrete-time domain after discretization. As we will see, this may hold even if the original continuous-time plant does not have unstable zeros [23].

If the attacker can inject real-valued signals (i.e., without quantization), attack methods satisfying the two conditions above have been proposed, which are known as the zero dynamics attacks [21], [24]. This type of attacks takes advantage of system zeros. Notably, if the system has unstable zeros, states may diverge and it is difficult to detect such attacks from the output since it will remain almost the same with or without the attack.

However, if we place an input quantizer, the system state/output under attacks should be influenced. Consequently, the stealthy and disruptive properties may be lost to some extent. In fact, if the attack signals are statically quantized, then the output may receive direct and large influences as we will see later. Hence, quantization may be used as a means to detect attacks on the system. Note that however that quantizing the input would reduce the control performance at the same time. So there is a tradeoff between the attack detection and control performance. The objective of this paper is to demonstrate that different methods for quantization of attack signals can result in different properties and in particular there are ways to reduce the effects caused by quantizers.

C. Zero dynamics attacks

The sampled-data system (1) can be expressed as the following discrete-time linear system under ZOH and sampling:

$$\begin{aligned} x[k+1] &= Ax[k] + B(v[k] + b[k]), \\ y[k] &= Cx[k], \end{aligned} \quad (6)$$

where $x[k] := x(kT)$ is the sampled state, $A := e^{A_c T}$, and $B := \int_0^T e^{A_c \tau} d\tau B_c$. We assume that this system is controllable and the vector product CB is nonzero, which means the relative degree of this discretized system is 1; these properties hold for almost any $T > 0$ [2].

Note that when a continuous-time system is discretized, zeros which do not exist in the original system may appear. These are called the sampling zeros. As mentioned above, regardless of the relative degree of the original system (1), the discretized system (6) has relative degree of 1 for almost any sampling period T . It is known that when T is small, some of them will be unstable [2]. Hence, even if the original system has no unstable zero, there is a chance that discretization will introduce some. In such a case, if the input is not quantized, then the zero dynamics attacks proposed in [21], [24] can be applied. We note that such attacks can have arbitrarily small effects on the output by taking the initial state accordingly.

In view of the above, we impose the following assumption throughout the paper unless otherwise noted:

Assumption 1: The discretized plant (6) has at least one nonminimum phase zero (i.e., unstable zero).

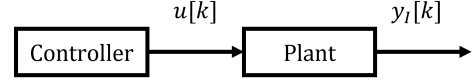


Fig. 2: Controller and plant

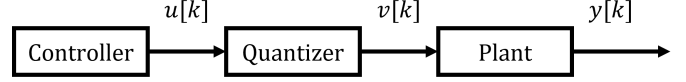


Fig. 3: Controller and plant with an input quantizer

We summarize how to construct zero dynamics attack signals under this assumption as follows: Here, we consider the case where the control input and the attack signal are not quantized, i.e., $v[k] = u[k]$ and $b[k] = a[k]$. According to [24], we can construct the attack signal $\{a[k]\}_{k=0}^{\infty}$ by

$$\begin{aligned} z[k+1] &= \left(A - \frac{BCA}{CB} \right) z[k], \\ a[k] &= -\frac{CA}{CB} z[k], \end{aligned} \quad (7)$$

where $z[k] \in \mathbb{R}^n$ is the state whose initial value satisfies $z[0] \neq 0$ and $z[0] \in \ker(C)$ with small $\|z[0]\|_2$. Note that the nonminimum phase property of (6) implies that the system matrix $A - BCA/(CB)$ is unstable. The core idea of zero dynamics attacks is that this attack signal $a[k]$ will make the system state diverge but keep it in the undetectable region. Regarding this type of attacks, the following result is fundamental [24].

Lemma 1: Consider the system in (6). For any $\epsilon > 0$, there exist attack signals such that they are ϵ -stealthy and $\|x_{u+a}[k] - x_u[k]\|_2$ diverges as $k \rightarrow \infty$.

III. DYNAMIC QUANTIZATION

In this section, we briefly introduce the method called dynamic quantization from the works [3], [4], [17]. This will later be applied for the quantization of attack signals.

We consider the two feedforward discrete-time systems shown in Figs. 2 and 3, where the controllers apply the same input $u[k]$ to both systems. The plant is from (6) without the attack signal, i.e., $b[k] \equiv 0$. The difference between the two systems is that the first system in Fig. 2 is the original one with the ideal output denoted by $y_I[k]$ whereas in the second system in Fig. 3, the input is quantized, resulting in the output $y[k]$ with some deviations from $y_I[k]$. The problem is to find a quantizer with dynamics to minimize the error $y[k] - y_I[k]$ based on the past inputs $u[k]$ and their quantized values $v[k]$. In particular, the measure of output error is defined as

$$E_q := \sup_{u, k} |y[k] - y_I[k]|. \quad (8)$$

Before we proceed to dynamic quantizers, we can look at the case of static quantization when the input $u[k]$ is directly quantized as $v[k] = q(u[k])$ as in (3). In this case, it is known that the output error (8) can be obtained as

$$E_q = \frac{1}{2} \sum_{k=0}^{\infty} |CA^k B| d. \quad (9)$$

Since the plant is assumed to be stable, this value is finite. This formula suggests that for systems with slower convergence, quantization has a larger impact on the output, and moreover this error is linear with respect to the quantization width d .

A. Basic structure of dynamic quantizers

In this subsection, we assume that the plant (6) is minimum phase (i.e., Assumption 1 is not imposed). The dynamic quantizer is given by a linear system whose output is quantized by the uniform quantizer (2):

$$\begin{aligned}\xi[k+1] &= E\xi[k] + F_1v[k] + F_2u[k], \\ v[k] &= q(G\xi[k] + Hu[k]),\end{aligned}\quad (10)$$

where $\xi[k] \in \mathbb{R}^{n_q}$ is the state and its initial value is taken as $\xi[0] = 0$; the system matrices are of appropriate sizes. We would like to design the dynamic quantizer so as to minimize the output error in (8). Note that the static quantization in (3) is a special case, corresponding to $G = O$ and $H = I$.

The dynamic quantizer is known to be optimal if

$$E = A, \quad F_1 = -F_2 = B, \quad G = -\frac{CA}{CB}, \quad H = I, \quad (11)$$

and then the minimum output error is given by [3]

$$E_q = \frac{1}{2} |CB| d. \quad (12)$$

We observe that with dynamic quantization, the output error may become smaller than that for the static case in (9). It is noted that E_q in (12) is independent of the system matrix A . So different from the static case, the output error does not depend on the convergence rate of the plant.

However, we must note that this design method can be applied only to minimum phase systems. In fact, when the system (6) has unstable zeros, the dynamic quantizer outlined above becomes unstable. The case for nonminimum phase systems is discussed next.

B. Dynamic quantizer based on serial decomposition

We describe the dynamic quantization approach of [17] based on decomposition of the plant. Suppose that the system (6) has unstable zeros. We denote by P the system from the quantized input $v[k]$ to the output $y[k]$ in (6). This is decomposed serially to subsystems P_s and P_u as $P = P_s \cdot P_u$ such that the following hold:

- 1) P_s is stable, minimum phase and strictly proper, and
- 2) $C_s B_s \neq 0$,

where the realizations of P_s and P_u are, respectively, given by $(A_s, B_s, C_s, 0)$ and (A_u, B_u, C_u, D_u) . Note that the minimum phase property of P_s implies that $A_s - B_s C_s A_s / (C_s B_s)$ is a stable matrix.

Dynamic quantization based on serial decomposition generates the quantized signal $v[k]$ as follows:

$$\begin{aligned}\xi[k+1] &= A_s \xi[k] + B_s v[k] - B_s u[k], \\ v[k] &= q \left(-\frac{C_s A_s}{C_s B_s} \xi[k] + u[k] \right),\end{aligned}\quad (13)$$

where $\xi[0] = 0$. Notice that this is the optimal quantizer for the system P_s from (11) and (10). The output error in (8) for this case can be expressed as

$$E_q = \frac{1}{2} \|P_u\|_{i_\infty} |C_s B_s| d, \quad (14)$$

where $\|P_u\|_{i_\infty}$ is the induced- l_∞ norm of the subsystem P_u given by $\|P_u\|_{i_\infty} := \sup_{r \in l_\infty, r \neq 0} \|P_u r\|_\infty / \|r\|_\infty$. This is the contribution of P_u to the output error in (14).

Note that in this method, there is some freedom in the choices of the subsystems P_s and P_u . One difficulty is that if P has multiple unstable zeros, then the optimal way of decomposition is not known in general. One exception is when the plant P has only one unstable zero. In that case, the optimal decomposition and output error can be obtained explicitly. Let λ be the unstable zero ($|\lambda| > 1$) of P . Then, P_u should be taken in the transfer function form as $P_u(z) = (z - \lambda)/z$. The optimal output error in (14) can be obtained as

$$E_q = \frac{1}{2} (1 + |\lambda|) |C_s B_s| d = \frac{1}{2} (1 + |\lambda|) |CB| d. \quad (15)$$

The second equality can be shown by the serial decomposition and by the choice of P_u , resulting in the direct feedthrough term $D_u = 1$ in its state-space form.

IV. QUANTIZED ATTACKS FOR NON-MINIMUM PHASE SYSTEMS

In this section, we discuss quantized attacks for the case when the sampled-data system (1) has unstable zeros. Concretely, we consider three types of methods as follows:

(i) The first method is simple, where zero dynamics attacks as described in Section II-C are generated and quantized directly using the static quantizer.

(ii) The second approach employs the dynamic quantizer outlined above to modify the zero dynamics attacks in real values. We can show that this method can achieve smaller output error than statically quantizing the zero dynamics attacks as in the first method. However, it is affected by the number of unstable zeros and their values.

(iii) The third method quantizes attack signals which are slightly different from the conventional zero dynamics attacks and may induce small but bounded influence on the system output. This signal can be constructed without the influence of unstable zeros. Moreover, as we will see in the analysis as well as numerical examples, this method is capable to outperform the other two methods in terms of the output error.

In this section, we look at these three attack methods and analyze the resulting output errors.

A. Quantized attack method 1 via static quantization

We start with the simplest quantization approach where the attack signal $a[k]$ generated by (7) is directly quantized in a static manner. That is, the attack signal $b[k]$ to be injected to the quantized control input $v[k]$ in Fig. 1 is given by

$$b[k] = q(a[k]). \quad (16)$$

For this method, we obtain the following result.

Proposition 1: For the quantized networked system under attacks in Fig. 1, suppose that the quantization width d is given and the scalar ϵ satisfies

$$\epsilon > \frac{1}{2} \sum_{k=0}^{\infty} |CA^k B| d. \quad (17)$$

Moreover, suppose that the attack signal generated by (7) is statically quantized as in (16). Then, for any sequence $\{H_k\}_{k=0}^{\infty}$, there exists a quantized attack signal $\{b[k]\}_{k=0}^{\infty}$ that is ϵ -stealthy and $\{H_k\}_{k=0}^{\infty}$ -disruptive.

Proof: This can be shown easily, and we provide only the outline of the proof. First, we upper bound the output error as

$$\begin{aligned} |y_{v+b}[k] - y_v[k]| \\ \leq |y_{v+b}[k] - y_{v+a}[k]| + |y_{v+a}[k] - y_v[k]|. \end{aligned}$$

The first term on the right-hand side is less than or equal to $(1/2) \sum_{k=0}^{\infty} |CA^k B| d$ from (9). By Lemma. 1 and (17), we can choose the attack signal $\{a[k]\}_{k=0}^{\infty}$ which is $(\epsilon - (1/2) \sum_{k=0}^{\infty} |CA^k B| d)$ -stealthy. Then, the right-hand side of the above inequality is less than or equal to ϵ . Therefore the attack $\{b[k]\}_{k=0}^{\infty}$ is ϵ -stealthy.

Next, we look at the difference in the states. We have

$$\begin{aligned} \|x_{v+b}[k] - x_v[k]\|_2 \\ \geq \|x_{v+a}[k] - x_v[k]\|_2 - \|x_{v+b}[k] - x_{v+a}[k]\|_2. \end{aligned}$$

On the right-hand side, the first term diverges as $k \rightarrow \infty$. The second term on the right-hand side coincides with the state which is driven by the quantization error; since the quantization error is bounded and the system (6) is stable, this term is also bounded. It means that $\|x_{v+b}[k] - x_v[k]\|_2$ diverges as $k \rightarrow \infty$. Therefore, we conclude that the attack $\{b[k]\}_{k=0}^{\infty}$ is $\{H_k\}_{k=0}^{\infty}$ -disruptive. ■

B. Quantized attack method 2 via dynamic quantization

In this subsection, we propose a method which modifies the continuous zero dynamics attacks in Section II by using dynamic quantization from the previous section. This method adopts dynamic quantizer based on serial decomposition in Section III-B.

Specifically, we apply (13) to generate attack signals after obtaining the serial decompositions P_s and P_u of the system (6) satisfying conditions outlined there. The effects to output signals caused by this attack is determined by the choices of P_s and P_u . As we discussed earlier, while this method can be utilized for systems with any number of unstable zeros, the optimal value for the output error is known only for the case of one unstable zero. The following theorem is the first main result of this paper stating that dynamic quantizer can be efficient in reducing the error due to quantized attacks.

Theorem 1: For the quantized networked system under attacks in Fig. 1, suppose that the plant is decomposed serially as described in Section III-B and ϵ satisfies

$$\epsilon > \frac{1}{2} \|P_u\|_{i\infty} |C_s B_s| d, \quad (18)$$

where B_s and C_s are the system matrices of P_s . Then, for any sequence $\{H_k\}_{k=0}^{\infty}$, there exists a quantized attack signal

$\{b[k]\}_{k=0}^{\infty}$ generated by (7) and dynamic quantization that is ϵ -stealthy and $\{H_k\}_{k=0}^{\infty}$ -disruptive.

Proof: By Lemma 1, we can construct the attack signal $\{a[k]\}_{k=0}^{\infty}$ such that it is $(\epsilon - (1/2) \|P_u\|_{i\infty} |C_s B_s| d)$ -stealthy and $\|x_{u+a}[k] - x_u[k]\|_2$ diverges. Consider the attack $\{b[k]\}_{k=0}^{\infty}$ which is made from $\{a[k]\}_{k=0}^{\infty}$ and the dynamic quantizer in Section III-B. We verify that this attack satisfies both ϵ -stealthy and $\{H_k\}_{k=0}^{\infty}$ -disruptive properties.

We can upper bound the output error as

$$\begin{aligned} |y_{v+b}[k] - y_v[k]| \\ \leq |y_{v+b}[k] - y_{v+a}[k]| + |y_{v+a}[k] - y_v[k]| \end{aligned} \quad (19)$$

for every k . Since the system is linear, the first term on the right-hand side coincides with $|y_b[k] - y_a[k]|$. By the bound on the output error (14) for the dynamic quantizer, this term can be bounded as

$$\sup_k |y_b[k] - y_a[k]| \leq \frac{1}{2} \|P_u\|_{i\infty} |C_s B_s| d.$$

By the construction of $\{a[k]\}_{k=0}^{\infty}$, the second term on the right-hand side of (19) satisfies the following inequality:

$$\sup_k |y_{v+a}[k] - y_v[k]| \leq \epsilon - \frac{1}{2} \|P_u\|_{i\infty} |C_s B_s| d.$$

Hence, from (19), we have $\sup_k |y_{v+b}[k] - y_v[k]| \leq \epsilon$. Consequently, the attack $\{b[k]\}_{k=0}^{\infty}$ is ϵ -stealthy.

Next, we look at the difference in states. We have

$$\begin{aligned} \|x_{v+b}[k] - x_v[k]\|_2 \\ \geq \|x_{v+a}[k] - x_v[k]\|_2 - \|x_{v+b}[k] - x_{v+a}[k]\|_2. \end{aligned} \quad (20)$$

Because of the choice of $\{a[k]\}_{k=0}^{\infty}$, the first term on the right-hand side diverges as $k \rightarrow \infty$. Since the system is linear, it follows that $x_{v+b}[k] - x_{v+a}[k] = x_b[k] - x_a[k]$. The state-space equation of the plant and the dynamic quantizer can be written as

$$\begin{bmatrix} x_b[k+1] \\ \xi[k+1] \\ x_a[k+1] \end{bmatrix} = \begin{bmatrix} A & O & O \\ O & A_s & O \\ O & O & A \end{bmatrix} \begin{bmatrix} x_b[k] \\ \xi[k] \\ x_a[k] \end{bmatrix} + \begin{bmatrix} Bb[k] \\ B_s(b[k] - a[k]) \\ Ba[k] \end{bmatrix}. \quad (21)$$

Let $w_q[k]$ be

$$w_q[k] := q \left(-\frac{C_s A_s}{C_s B_s} \xi[k] + a[k] \right) - \left(-\frac{C_s A_s}{C_s B_s} \xi[k] + a[k] \right).$$

Then, the quantized attack is expressed as $b[k] = a[k] + w_q[k] - C_s A_s / (C_s B_s) \xi[k]$. Note that $\|w_q[k]\|_{\infty} \leq d/2$. Also, let

$$\bar{A} := \begin{bmatrix} A & -\frac{BC_s A_s}{C_s B_s} \\ O & A_s - \frac{B_s C_s A_s}{C_s B_s} \end{bmatrix}.$$

Since the system (6) is stable and the subsystem P_s is minimum phase, the matrix \bar{A} is also stable.

The state-space equation in (21) can be rewritten as

$$\begin{bmatrix} x_b[k+1] \\ \xi[k+1] \\ x_a[k+1] \end{bmatrix} = \begin{bmatrix} \bar{A} & O \\ O & O & A \end{bmatrix} \begin{bmatrix} x_b[k] \\ \xi[k] \\ x_a[k] \end{bmatrix} + \begin{bmatrix} B(a[k] + w_q[k]) \\ B_s w_q[k] \\ Ba[k] \end{bmatrix}.$$

From this system, we can obtain the following one of reduced dimension that takes $x_b[k] - x_a[k]$ as the state:

$$\begin{bmatrix} x_b[k+1] - x_a[k+1] \\ \xi[k+1] \end{bmatrix} = \bar{A} \begin{bmatrix} x_b[k] - x_a[k] \\ \xi[k] \end{bmatrix} + \begin{bmatrix} B \\ B_s \end{bmatrix} w_q[k]. \quad (22)$$

As \bar{A} is stable, the sequence $x_b[k] - x_a[k]$ is bounded, implying that the second term on the right-hand side of (20) is bounded. Consequently, $\|x_{v+b}[k] - x_v[k]\|_2 \rightarrow \infty$ as $k \rightarrow \infty$. Therefore, we conclude that the quantized attack signal $\{b[k]\}_{k=0}^\infty$ is $\{H_k\}_{k=0}^\infty$ -disruptive. ■

C. Quantized attack method 3 via ϵ -stealthy approach

The third method employs a continuous attack signal which is a slightly modified version of the zero dynamics attack in (7) and then quantizes it directly.

To this end, for given $\epsilon > 0$, let us consider the attack signal $\{a[k]\}_{k=0}^\infty$ generated by

$$\begin{aligned} z[k+1] &= \left(A - \frac{BCA}{CB}\right) z[k] + \frac{B}{CB} \epsilon, \\ a[k] &= -\frac{CA}{CB} z[k] + \frac{\epsilon}{CB}, \end{aligned} \quad (23)$$

where $z[0] = 0$. We can easily show that this system is unstable and the state difference $x_{u+a}[k] - x_u[k]$ is equal to $z[k]$. It means that $y_{u+a}[k] - y_u[k] = Cz[k]$ and this value coincides with ϵ for $k \geq 1$. Hence, this attack is ϵ -stealthy in the sense of (4) (without quantization).

The system (23) motivates us to generate attack signals using a system which has constant input proportional to ϵ and then to quantize the signal. This can be achieved by introducing the following quantized system:

$$\begin{aligned} z[k+1] &= Az[k] + Bb[k], \\ b[k] &= q \left(-\frac{CA}{CB} z[k] + \frac{\text{sign}(CB)\epsilon}{CB} - \frac{d}{2} + \Delta \right), \end{aligned} \quad (24)$$

where $z[0] = 0$ and Δ is a sufficiently small positive number.

Now, we are ready to state our second main result of the paper.

Theorem 2: For the quantized networked system under attacks in Fig. 1, suppose that ϵ is taken as $\epsilon \geq |CB|d$. Then, for any sequence $\{H_k\}_{k=0}^\infty$, the quantized attack $\{b[k]\}_{k=0}^\infty$ generated by (24) is $(\epsilon + |CB|\Delta)$ -stealthy and $\{H_k\}_{k=0}^\infty$ -disruptive.

Proof: It is straightforward to show that by (23), the differences in the states and outputs can be written as $x_{v+b}[k] - x_v[k] = z[k]$ and $y_{v+b}[k] - y_v[k] = Cz[k]$, respectively. Let

$$w[k] := \left(-\frac{CA}{CB} z[k] + \frac{\text{sign}(CB)\epsilon}{CB} + \Delta \right) - b[k].$$

Then, (24) becomes

$$\begin{aligned} z[k+1] &= \left(A - \frac{BCA}{CB}\right) z[k] \\ &\quad + B \left(\frac{\text{sign}(CB)\epsilon}{CB} + \Delta - w[k] \right), \end{aligned} \quad (25)$$

where $0 < w[k] \leq d$. Since $z[0] = 0$, we have

$$\begin{aligned} z[k] &= \sum_{l=0}^{k-1} \left(A - \frac{BCA}{CB} \right)^{k-l-1} B \left(\frac{\text{sign}(CB)\epsilon}{CB} + \Delta - w[l] \right). \end{aligned} \quad (26)$$

Note that it holds $C(A - BCA/(CB)) = 0$, and thus, $Cz[k] = \text{sign}(CB)\epsilon + CB\Delta - CBw[k-1]$ for all $k \geq 1$. Since $\epsilon \geq |CB|d$, we have

$$-(\epsilon + |CB|\Delta) \leq Cz[k] \leq \epsilon + |CB|\Delta.$$

It means that the attack $\{b[k]\}_{k=0}^\infty$ is $(\epsilon + |CB|\Delta)$ -stealthy.

Next, to establish that $\{b[k]\}_{k=0}^\infty$ is $\{H_k\}_{k=0}^\infty$ -disruptive, we must show that $z[k]$ diverges, which implies that $\|x_{v+b}[k] - x_v[k]\|_2$ also diverges. Let

$$w'[k] := \frac{\text{sign}(CB)\epsilon}{CB} + \Delta - w[k].$$

Now, based on (26), we can rewrite the system of $z[k]$ and obtain

$$z[k+1] = \left(A - \frac{BCA}{CB}\right) z[k] + Bw'[k].$$

Since $z[0] = 0$, we must make sure that in this system, the input $w'[k]$ enters and excites the unstable mode.

Recall that (A, B) is controllable, and thus $(A - BCA/(CB), B)$ is also controllable. Hence, it follows that the input $w'[k]$ enters every mode of the system. Finally, we can confirm that $w'[k]$ is not zero at all times. By assumption, $\epsilon \geq |CB|d$, and this implies that $w'[k] \geq \Delta$ at each k . Therefore, the state $z[k]$ diverges. ■

We remark that to achieve the disruptive property, the assumption that $\epsilon \geq |CB|d$ is critical for the quantized attack (24). This is because the initial state is $z[0] = 0$, if $\epsilon < |CB|d$, then $z[k] \equiv 0$. This will further result in $b[k] \equiv 0$, that is, no quantized attack. Furthermore, compared with the attack approach based on dynamic quantization of Section IV-B, the attack (24) of this method has an advantage in the specific case when the plant has only one unstable zero: Then, the output error of this approach can be made strictly smaller than that for dynamic quantization, whose ϵ is lower bounded as shown in (18).

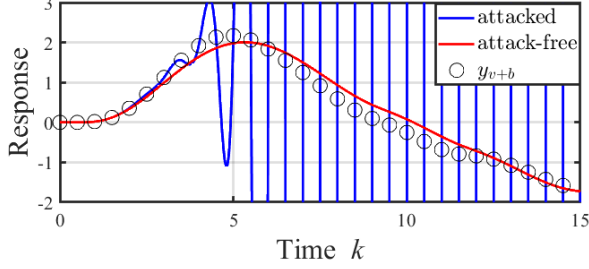
This holds because with sufficiently small Δ , we have

$$\frac{1}{2} |CB| (1 + |\lambda|) d > |CB| (d + \Delta),$$

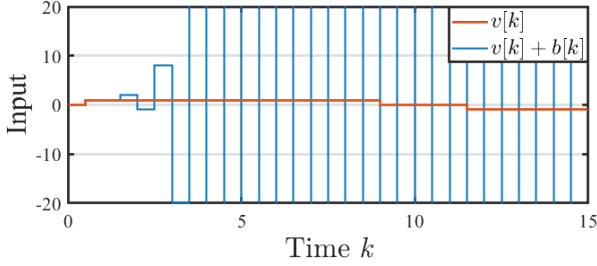
where λ is the unstable zero with $|\lambda| > 1$. We will confirm this difference between the two methods in numerical examples presented in the next section.

V. NUMERICAL EXAMPLE

In this section, we illustrate the results of our paper through numerical simulations.



(a) Outputs of the system in continuous time and discrete time



(b) Quantized control inputs before and after attacks

Fig. 4: Time responses of the system under the statically quantized zero dynamics attack.

Consider the following stable continuous-time system with quantized input under attack [5]:

$$\dot{x}(t) = \begin{bmatrix} 0 & 0 & 1 & 0 \\ 0 & 0 & 0 & 1 \\ -2 & 1 & -1 & 1 \\ 1 & -1 & 1 & -1 \end{bmatrix} x(t) + \begin{bmatrix} 0 \\ 0 \\ 0 \\ 1 \end{bmatrix} (v(t) + b(t)),$$

$$y(t) = [1 \ 0 \ 0 \ 0] x(t).$$

This system has one stable zero whose value is -1 . When discretized using sampling period $T = 0.5$, the system has three zeros at -3.21 , -0.24 , and 0.61 in the discrete-time domain. In particular, there is one unstable zero $\lambda = -3.21$. We set the initial state as $x_0 = 0$ and the input as $u[k] = \sin 0.05\pi k + 0.5 \cos 0.025\pi k$. Let the quantization width be $d = 1$. We compare the three methods for quantized attacks from Section IV: (i) Static quantization, (ii) dynamic quantization, and (iii) ϵ -stealthy approach.

(i) First, a static quantizer is used for zero dynamics attacks as described in Section IV-A. In Fig. 4a, the time responses of the output of the plant are shown. The blue line is the continuous-time output (before sampling) under attack while the black circles indicate the output at sampling times $t = kT$ for $k \in \mathbb{Z}_+$. The red line is the continuous-time output when no attack is present. Fig. 4b displays the quantized signals of the control input and the sum of the input and the attack. We observe that the input and thus the plant states are diverging, but this is difficult to detect from the sampled output, which is fairly close to the expected behavior of the output under normal conditions. From (17), the theoretical bound on the error between the two output signals is $\sum_{k=0}^{\infty} |CA^k B| d/2 = 5.717$, which is clearly satisfied in the simulation results.

(ii) Next, we look at attacks which are dynamically quantized from Section IV-B. Fig. 5a presents the output of the plant similarly to the static quantization case in Fig. 4a. In Fig. 5b, the difference between the two outputs with and without attacks is plotted, where the theoretical bound (18) from Theorem 1 is $|CB|(1 + |\lambda|)d/2 = 0.038$. In comparison, it is impressive that the difference between the sampled output under attack is much closer to the normal output than in the case of static quantization, which shows the effectiveness of the approach. Fig. 5c displays the control input with and without attack (as in Fig. 4b). Note that the attack effects do not appear for a while in the output. This is because the zero dynamics attack signal is initially small.

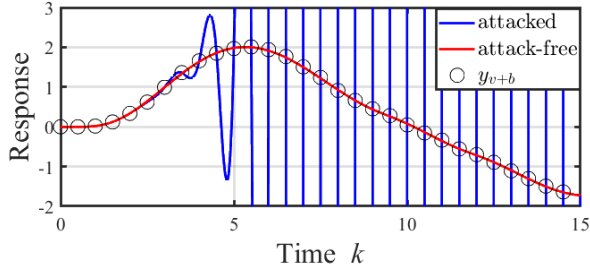
(iii) Finally, we discuss the quantized attack based on ϵ -stealthy approach from Section IV-C. The results are shown in Figs. 6a–6c as in the dynamic quantization case. Notice that the sampled output is closer to the attack-free one than in the previous two cases. In fact, the difference between attacked/original outputs remains below the bound $\epsilon = |CB|d + 10^{-6} = 0.018$ provided in Theorem 2. Moreover, unlike the previous methods, in Fig. 6b, the attack effects appear at time $k = 0$. This is because the initial value of the attack should be non-zero.

VI. CONCLUSION

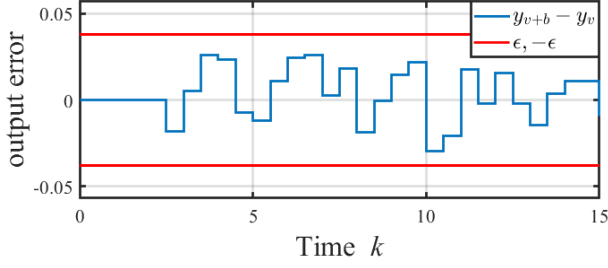
In this paper, we have studied the effects of quantization on sampled-data systems under zero dynamics attacks. We have proposed methods for generating quantized attacks exploiting the unstable zeros in the plant after discretization. In particular, we have proposed two types of methods. The first one utilizes the conventional zero dynamics attacks and modifies them via dynamic quantization. In the second method, slightly modified version of zero dynamics attacks is quantized. These methods have been compared with the simple approach of directly quantizing the conventional zero dynamics attacks, and our analysis shows that they perform strictly better. In future research, we will study the effects of quantized attacks against discretized plants which are minimum phase as well as systems having feedback structures.

REFERENCES

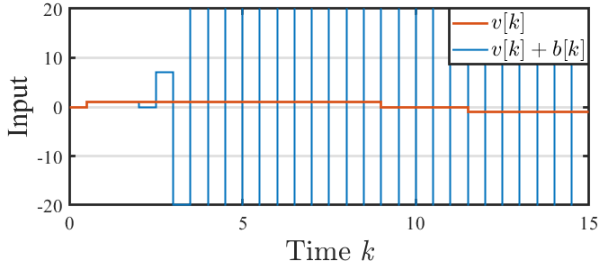
- [1] Cybersecurity & Infrastructure Security Agency. Cyber-attack against Ukrainian critical infrastructure, 2021. <https://www.cisa.gov/uscert/ics/alerts/IR-ALERT-H-16-056-01>.
- [2] K. J. Åström and B. Wittenmark. *Computer-Controlled Systems: Theory and Design, Third Edition*. Dover, 2011.
- [3] S. Azuma and T. Sugie. Optimal dynamic quantizers for discrete-valued input control. *Automatica*, 44(2):396–406, 2008.
- [4] S. Azuma and T. Sugie. Synthesis of optimal dynamic quantizers for discrete-valued input control. *IEEE Trans. Autom. Contr.*, 53:2064–2075, 2008.
- [5] J. Back, J. Kim, C. Lee, G. Park, and H. Shim. Enhancement of security against zero dynamics attack via generalized hold. In *Proc. IEEE Conf. on Decision and Control*, pages 1350–1355, 2017.
- [6] T. Chen and B. A. Francis. *Optimal Sampled-Data Control Systems*. Springer, London, 1995.
- [7] N. Elia and S. K. Mitter. Stabilization of linear systems with limited information. *IEEE Trans. Autom. Contr.*, 46:1384–1400, 2001.
- [8] J. P. Farwell and R. Rohozinski. Stuxnet and the future of cyber war. *Survival*, 53:23–40, 2011.
- [9] S. Feng, A. Cetinkaya, H. Ishii, P. Tesi, and C. D. Persis. Networked control under DoS attacks: Tradeoffs between resilience and data rate. *IEEE Trans. on Autom. Contr.*, 66(1):460–467, 2021.



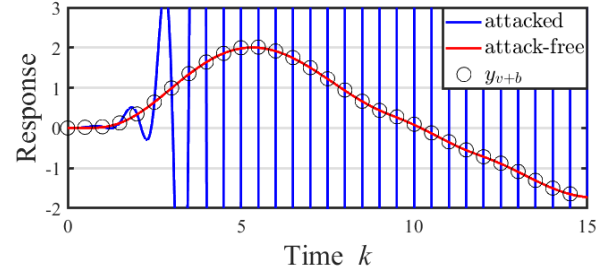
(a) System responses



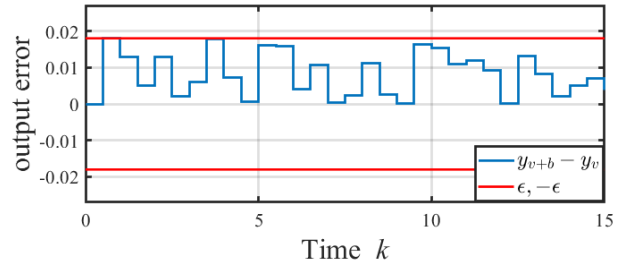
(b) Difference in the outputs of the system



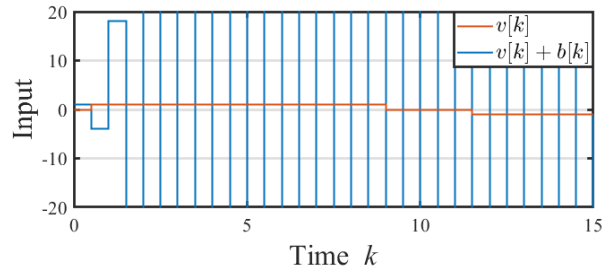
(c) Control inputs and inputs contaminated by the attack.



(a) System responses



(b) Difference in the outputs of the system



(c) Control inputs and inputs contaminated by the attack.

Fig. 5: Time responses of the system under the quantized zero dynamics attack based on dynamic quantization

Fig. 6: Time responses of the system under the attack via ϵ -stealthy approach.

- [10] R. Ferrari and A. Teixeira, editors. *Safety, Security and Privacy for Cyber-Physical Systems*, volume 486 of *Lect. Notes Contr. Info. Sci.* Springer, 2022.
- [11] H. Ishii and B.A. Francis. *Limited Data Rate in Control Systems with Networks*, volume 275 of *Lect. Notes Contr. Info. Sci.* Springer, Berlin, 2002.
- [12] H. Ishii and Q. Zhu, editors. *Security and Resilience of Control Systems: Theory and Applications*, volume 489 of *Lect. Notes Contr. Info. Sci.* Springer, 2022.
- [13] S. Jill and M. Michael. Lessons learned from the Maroochy water breach. In G. Eric and S. Sujeet, editors, *Critical Infrastructure Protection*, pages 73–82. Springer, 2008.
- [14] R. Kato, A. Cetinkaya, and H. Ishii. Linearization-based quantized stabilization of nonlinear systems under DoS attacks. *IEEE Trans. on Autom. Contr.*, to appear, 2022.
- [15] K. Kimura and H. Ishii. Quantized zero dynamics attacks against sampled-data control systems. In *Proc. 61st IEEE Conf. on Decision and Control*, pages 6140–6145, 2022.
- [16] D. Liberzon. On stabilization of linear systems with limited information. *IEEE Trans. Autom. Contr.*, 48:304–307, 2003.
- [17] Y. Minami and K. Kashima. Dynamic quantizer design based on serial system decomposition. In *Proc. 22nd Int. Symp. MTNS*, pages 577–579, 2016.
- [18] Y. Mo, T. Kim, K. Brancik, D. Dickinson, H. Lee, A. Perrig, and B. Sinopoli. Cyber-physical security of a smart grid infrastructure. *Proc. IEEE*, 100:262–282, 2012.
- [19] G. Nair, F. Fagnani, S. Zampieri, and R. J. Evans. Feedback control under data constraints: An overview. *Proc. IEEE*, 95(1):108–137, 2007.
- [20] K. Okano and H. Ishii. Stabilization of uncertain systems using quantized and lossy observations and uncertain control inputs. *Automatica*, 81:261–269, 2017.
- [21] G. Park, H. Shim, C. Lee, Y. Eun, and K. H. Johansson. Stealthy adversaries against uncertain cyber-physical systems: Threat of robust zero-dynamics attack. *IEEE Trans. Autom. Contr.*, 64:4907–d4919, 2019.
- [22] F. Pasqualetti, F. Dörfler, and F. Bullo. Control-theoretic methods for cyberphysical security: Geometric principles for optimal cross-layer resilient control systems. *IEEE Control Systems Magazine*, 35:110–127, 2015.
- [23] H. Shim, J. Back, Y. Eun, G. Park, and J. Kim. Zero-dynamics attack, variations, and countermeasures. In H. Ishii and Q. Zhu, editors, *Security and Resilience of Control Systems*, volume 489 of *Lect. Notes Contr. Info. Sci.*, pages 31–61. Springer, 2022.
- [24] A. Teixeira, I. Shames, H. Sandberg, and K.H. Johansson. A secure control framework for resource-limited adversaries. *Automatica*, 51:135–148, 2015.
- [25] M. Wakaiki, A. Cetinkaya, and H. Ishii. Stabilization of networked control systems under DoS attacks and output quantization. *IEEE Trans. on Autom. Contr.*, 65(8):3560–3575, 2020.
- [26] K. You and L. Xie. Minimum data rate for mean square stabilizability of linear systems with Markovian packet losses. *IEEE Trans. Autom. Contr.*, 56:772–785, 2010.