

Being an Influencer is Hard: The Complexity of Influence Maximization in Temporal Graphs with a Fixed Source

Argyrios Deligkas^a, Michelle Döring^b, Eduard Eiben^a, Tiger-Lily Goldsmith^a, George Skretas^b

^aRoyal Holloway, University of London, Egham, United Kingdom
^bHasso Plattner Institute, University of Potsdam, Potsdam, Germany

Abstract

We consider the influence maximization problem over a temporal graph, where there is a single fixed source. We deviate from the standard model of influence maximization, where the goal is to choose the set of most influential vertices. Instead, in our model we are given a fixed vertex, or source, and the goal is to find the best time steps to transmit so that the influence of this vertex is maximized. We frame this problem as a spreading process that follows a variant of the susceptible-infected-susceptible (SIS) model and we focus on four objective functions. In the MAXSPREAD objective, the goal is to maximize the total number of vertices that get infected at least once. In the MAXVIRAL objective, the goal is to maximize the number of vertices that are infected at the same time step. In the MAXVIRALTSTEP objective, the goal is to maximize the number of vertices that are infected at a given time step. Finally, in MINNONVIRALTIME, the goal is to maximize the total number of vertices that get infected every d time steps. We perform a thorough complexity theoretic analysis for these four objectives over three different scenarios: (1) the unconstrained setting where the source can transmit whenever it wants; (2) the window-constrained setting where the source has to transmit at either a predetermined, or a shifting window; (3) the periodic setting where the temporal graph has a small period. We prove that all of these problems, with the exception of MAXSPREAD for periodic graphs, are intractable even for very simple underlying graphs.

Keywords: Influence Maximization; Social Networks; Temporal Graphs; Computational Complexity; Parameterized Complexity

1. Introduction

“When is the right time to post our content online? Which days should we place our advertisements so our video goes viral? What’s the best strategy to maximize the word-of-mouth effect?” These are some of the questions advertisers, political parties, and individual influencers want to answer. In every case, the goal is the same: maximize their *influence* over their social network.

By now, influence maximization is a well-established problem in Computer Science. The seminal paper of [25] introduced the basic mathematical model of influence maximization and became the foundation for a plethora of follow-up models. There, the input consists of a static network and the task is to find a set of initial spreaders, or sources, that maximizes the expected outbreak size of a spreading process occurring over the network.

In real-world networks though, many situations and applications exhibit an inherent *temporal structure*: a person will check their social media just a few times during their day; a user will go through their favorite web pages every couple of days; people meet with their friends every few days. Furthermore, the effectiveness of word-of-mouth for a specific post/product/advert deteriorates as time passes if there are no interactions, or discussions, about it. Arguably, if a person has not recently seen a post from their favourite artist, it is highly unlikely that the artist will become a topic of conversation with their friends. Motivated by the increase of social media influence in marketing strategies and the belief that the data provided will become

Email addresses: argyrios.deligkas@rhul.ac.uk (Argyrios Deligkas), michelle.doering@hpi.de (Michelle Döring), eduard.eiben@rhul.ac.uk (Eduard Eiben), tigerlily.goldsmith@gmail.com (Tiger-Lily Goldsmith), georgios.skretas@hpi.de (George Skretas)

more detailed in the future, the base model of [25] has to be suitably augmented in order to capture the above mentioned scenarios.

Temporal graphs [22, 24] form a solid basis that naturally captures the temporal structure of the aforementioned instances; in a temporal graph there is a fixed set of vertices and the connections between them change between consecutive time steps. Furthermore, when a temporal graph is coupled with a susceptible-infected-susceptible (SIS) spreading process, then it becomes an excellent framework to analyze the influence maximization problems described previously. So, now the task is not only to choose the vertices that will become the sources, but in addition decide *when*, i.e., at which time step, each source will become active [17]. In fact, marketing companies are very interested about the “*when-to-post*” problem, since different times of posting new content can yield vastly different results. This problem has already been studied both within computer science [31, 36] and in the field of marketing [23].

Since the influence maximization problem on temporal graphs is a generalization of the base model of [25], the NP-hardness results derived for the more constrained setting immediately apply here too. On the other hand, all the models so far assume that we can choose each vertex only *once* [17]. Thus, the implied intractability of the problem comes from the choice of the sources and not from the activation times. In reality though, the set of possible sources someone can choose from is rather limited and not the whole set of vertices of the graph. In fact, there are several cases where there is only a single, *fixed* source; for example “youtubers” are independent and the only power they have is just to choose the time they will release their videos online. In this case, the NP-hardness from [25] does not apply any more. Our goal is to remedy this situation by establishing the tractability frontier for this scenario.

1.1. Our contribution

Our contribution is two-fold. Firstly, we formally define four different influence-maximization objectives on temporal graphs with a fixed source, where each variant captures a different aspect of the problem. Then, we perform a complexity-theoretic analysis for them, under three different variants that arise in real-life scenarios.

The input in each problem consists of a temporal graph, known in advance, a fixed source, and a budget of allowed “posts”, or *transmissions*. The goal is to choose a *transmission schedule*, i.e., the time steps the source transmits, in order to maximize an influence-related objective. We follow an SIS-style spreading process: an *inactive*, i.e., not currently influenced, vertex becomes *active* at time step $t + 1$ if at time step t , it is adjacent to an active vertex. Every active vertex is associated with a *counter* which shows for how many time steps it will remain active. If at time step t a vertex is adjacent to an active vertex, then its counter resets to a fixed number δ . The parameter δ resembles the maximum time an agent will be under the influence of the source, and thus the vertex will diffuse the information it has about the source.

The first objective, termed MAXSPREAD, aims to maximize the number of different vertices that have become influenced at some point in time. This is probably the most natural objective, since it aims to maximize the exposure of the source to different customers. The goal of the second objective, termed MAXVIRAL, is to create a “viral effect”: maximize the number of simultaneously-active vertices. Next, the target of the objective MAXVIRALTSTEP is to maximize the number of active vertices at a predetermined time step. For example, this objective is desirable when a political party wants to maximize the number of active voters on elections day, or a company wants to maximize its active customers on a product-launch day. Finally, the goal of the objective MINNONVIRALTIME, is to maximize the number of different vertices that became influenced at some point in time, while ensuring that no vertex is inactive for more than a predefined amount of time steps. This objective is appropriate for established products in the market that want to remain “fresh” in customer’s minds.

The first scenario we study is when there are no constraints on the transmission schedule, i.e., the source can transmit at any time step. In the second scenario, we consider transmission schedules that have to follow *window constraints*, a type of constraints that actually occur in real life. When a company chooses an influencer, they specify strict times and dates where each individual post has to be done. The timing mainly depends on abstract analytics that specify the influencer’s highest engagement in the day but the data currently provided are not pinpoint and they are bundled in 3-hour slots. We consider two cases of window constraints. In the *fixed* window case, the time is split into intervals of length w and the source has to transmit exactly once in each window. In the (x, y) -*shifting* window case, any two consecutive transmissions of the source have to be at least x time steps apart and at most y time steps apart. In the last scenario, we

consider *periodic* graphs. In this case the temporal graph has infinite lifetime with period t_{\max} . This means that the edges that are available at time step $i \in [1, t_{\max}]$, appear at time step $i + j \cdot t_{\max}$, for every $j \in \mathbb{N}$.

Our results. We perform a thorough complexity-theoretic study for the four objectives in each of the aforementioned scenarios. With the exception of MAXSPREAD and MINNONVIRALTIME for periodic graphs, we prove that the problems are intractable even for very restricted settings! In particular, we prove the following results. For the unconstrained setting, all four problems are NP-complete and W[2]-hard when parameterized by the number of transmissions of the source, even when the underlying graph is a tree with maximum degree 4. For the fixed window setting, the first three problems are NP-complete even when the window has size two. In addition, for MAXSPREAD the underlying graph is a star, at most three edges appear at any time step, and every edge appears at most twice. For MAXVIRAL and MAXVIRALSTEP the underlying graph is a subdivision of a star. For the shifting window setting, we prove that the first three problems are NP-complete for every $(2\delta, 4\delta)$ -shifting window and the underlying graph is a star, or a subdivision of a star. Finally, for periodic graphs our results are as follows. For MAXSPREAD, we derive a fixed parameter tractable algorithm parameterized by t_{\max} ; in other words, the problem is polynomial-time solvable when the period is constant. For problems MAXVIRAL and MAXVIRALSTEP, we prove that they are NP-hard even when $t_{\max} = 2$, i.e., the graph has period 2.

1.2. Related Work

After the seminal paper of [25], influence maximization problems have received a tremendous amount of attention; see for example the surveys [27, 4, 7, 20, 32, 33, 38] and the references therein. More related, but still quite different, to our model are *time-aware* diffusion models, that study both discrete-time settings [8, 26, 28], or continuous-time models [35, 29, 30].

Closer to our work are the papers that studied networks that change over time - these networks/graphs can be either temporal, like ours, or graphs that evolve according to different procedures. [1] propose efficient heuristics for finding a set of sources that maximises influence at a later time step. [37] assume that the temporal graph is unknown and changes can only be detected periodically. [40] introduce a continuous-time Markov chain model, an information diffusion model based on the independent cascade model [18, 19] and their experiments illustrate how to find a small set of sources. [34] focus on tracking the diffusion and aggregation of influence through the network in the context of viral marketing. They provide heuristics for finding a good initial set of influencers (referred to in their work as adopters). Another line of research considers location-aware influence maximisation, where the diffusion is focused on vertices located in certain areas rather than a general spread. [39] focus on a distance-aware weighted model and go beyond generic influence maximisation algorithms, providing a location-based influence maximisation algorithm.

Recently, a new line of work established to capture the nature of real world social networks moving from static graphs to temporal graphs [6]. They study the complexity of competitive diffusion games [3, 15] and Voronoi games [12, 2].

In more recent work, [13] studies influence maximisation under the susceptible-infected-recovered (SIR) model and analyses the performance of approximation algorithms over several temporal networks; in addition they study a special temporal network setting where the influence function is not submodular. In [14], the same set of authors answer some of their open questions and they find that greedy optimization is an effective method for finding a set of sources that has very high performance.

2. Preliminaries

For $n \in \mathbb{N}$, we denote $[n] := \{1, 2, \dots, n\}$. A *temporal graph* $\mathcal{G} := \langle G, \mathcal{E} \rangle$ is defined by an *underlying graph* $G = (V, E)$ and a sequence of edge-sets $\mathcal{E} = (E_1, E_2, \dots, E_{t_{\max}})$. It holds that $E = E_1 \cup E_2 \cup \dots \cup E_{t_{\max}}$. The *lifetime* of \mathcal{G} is t_{\max} . An edge $e \in E$ has label i , if it is available at time step i , i.e., $e \in E_i$. In addition, an edge has k labels, if it appears in k edge-sets.

Spreading process. We follow a spreading process that resembles the *Susceptible Infected Susceptible* (SIS) model. In our model, we are given a fixed vertex $s \in V$, called the *source*. In addition, at every time step each vertex has a *state*, which is *active* or *inactive* and it is determined by a *counter* that gets integer values in $[0, \delta]$, for some given natural $\delta > 0$. The state of a vertex is active if $\delta > 0$ and inactive otherwise. Initially, every vertex is inactive. The source can choose which time steps to *transmit*. If s decides to transmit at

time step t , then it sets its counter to δ , i.e. becomes active and it remains active until time step $t + \delta$. The remaining vertices evolve as follows.

- If at time step t there is a vertex $v \neq s$ that has an edge with an active vertex u , i.e., $uv \in E_t$, then at time step $t + 1$ the counter of v is set to δ .
- If at time step t there is a vertex v that is active and all of its adjacent vertices are inactive, i.e., all $u \in V$ with $uv \in E_t$ are inactive, then at time step $t + 1$ the counter of vertex v decreases by 1.

Observe that the procedure above allows “renewal” of the active state for a vertex. In other words, it resets the counter of a vertex to δ after any time step it is adjacent to an active vertex. In contrast, the standard SIS model does not allow renewals. We discuss the differences between our model and SIS in Section 6.

A *transmission schedule* $\mathcal{T} = (\tau_1, \tau_2, \dots, \tau_b)$ is a set of time steps where the source transmits. Let $(\delta, \mathcal{T}) - \text{active}_t(\mathcal{G}, s)$ denote the set of active vertices at time step t under the transmission schedule \mathcal{T} for source s , when the counter is δ . Furthermore, for any vertex $v \in V$ let $A_v = [t: v \in (\delta, \mathcal{T}) - \text{active}_t(\mathcal{G}, s)]$ be an ordered list of the time steps at which vertex v is active.

Problems. We study four problems. In every case, the input is a temporal graph \mathcal{G} , a source s , a budget b and positive integers δ , and k .

- **MaxSpread.** Is there a transmission schedule \mathcal{T} , such that $\left| \bigcup_{t \in [t_{\max}]} (\delta, \mathcal{T}) - \text{active}_t(\mathcal{G}, s) \right| \geq k$ and $|\mathcal{T}| \leq b$? Put simply, the goal for MAXSPREAD is to maximize the number of different vertices that become active.
- **MaxViral.** Is there a transmission schedule \mathcal{T} , such that $\max_{t \in [t_{\max}]} |(\delta, \mathcal{T}) - \text{active}_t(\mathcal{G}, s)| \geq k$ and $|\mathcal{T}| \leq b$? So, the goal for MAXVIRAL is to maximize the number of active vertices at any time step.
- **MaxViralTstep.** Here, we have in addition a time step $t^* \in [t_{\max}]$. Is there a transmission schedule \mathcal{T} , such that $|(\delta, \mathcal{T}) - \text{active}_{t^*}(\mathcal{G}, s)| \geq k$ and $|\mathcal{T}| \leq b$? In other words, the goal for MAXVIRALTSTEP is to maximize the number of active vertices at a given time step t^* .
- **MinNonViralTime.** Here, we additionally have a positive integer d . Is there a transmission schedule \mathcal{T} , such that $\left| \bigcup_{t \in [t_{\max}]} (\delta, \mathcal{T}) - \text{active}_t(\mathcal{G}, s) \right| \geq k$, $|\mathcal{T}| \leq b$, and $\max_{0 \leq i < |A_v|} |A_v[i + 1] - A_v[i]| \leq d$ for all vertices $v \in V$? Thus, the goal for MINNONVIRALTIME is to maximize the number of active vertices at any time step, while ensuring that no vertex is inactive for more than d time steps after it is activated for the first time.

Parameterized complexity. We refer to the standard books for a basic overview of parameterized complexity theory [9, 11]. At a high level, parameterized complexity studies the complexity of a problem with respect to its input size, n , and the size of a parameter k . A problem is *fixed parameter tractable* by k , if it can be solved in time $f(k) \cdot \text{poly}(n)$, where f is a computable function. If a problem is W[2]-hard with respect to k , then it is unlikely to be fixed parameter tractable by k .

SetCover. An instance of SETCOVER consists of a collection $S = \{S_1, S_2, \dots, S_m\}$ of subsets of a set N of n elements, and a positive integer b . The task is to decide if there are b sets T_1, T_2, \dots, T_b in S , such that $T_1 \cup T_2 \cup \dots \cup T_b = N$. SETCOVER is known to be W[2]-hard when parameterized by b [10].

3. Unconstrained Schedules

In this section we study the complexity of the three objectives under unconstrained transmission schedules. We show that all of them are intractable, even on trees of maximum degree three. For clarity of exposition, when we write that “vertex u influences vertex y ” we mean that vertex y became active via a sequence of vertex activations that includes vertex s .

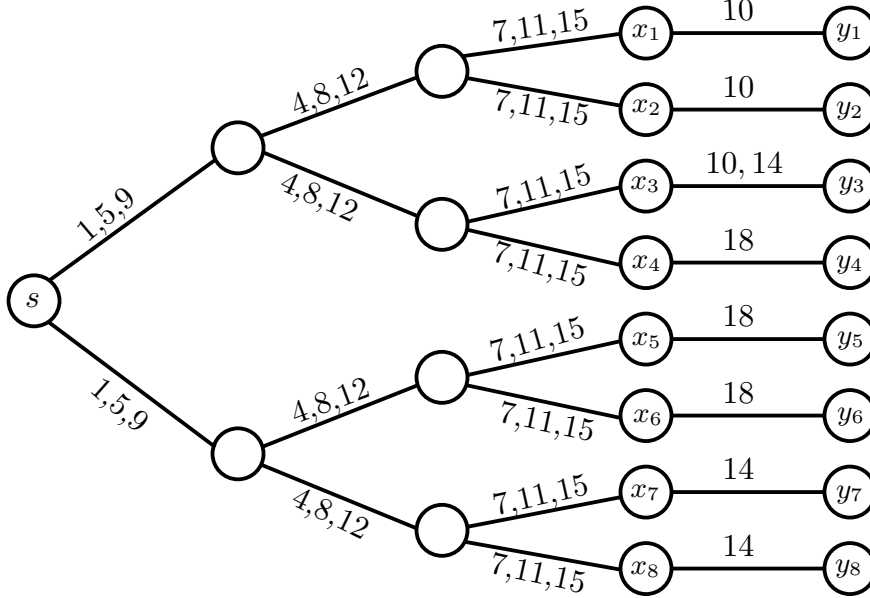


Figure 1: An example of the construction used in Theorem 1, when $\delta = 3$. The subsets of the SETCOVER problem are $S_1 = \{u_1, u_2, u_3\}$, $S_2 = \{u_3, u_7, u_8\}$, $S_3 = \{u_4, u_5, u_6\}$ and $\delta = 3$.

3.1. MAXSPREAD

We prove that MAXSPREAD is NP-complete and W[2]-hard when parameterized by b . Containment in NP is straightforward, since given a transmission schedule, we can simulate the process and check whether every vertex becomes active at least once. Now, we describe the construction and prove some key properties our construction satisfies. Then we provide the proof of the main theorem of the section.

Construction. We reduce from SETCOVER. In what follows we will assume, that $n = 2^k$ for some positive integer k . Observe that this is without loss of generality, since we can augment any instance by adding a dummy set that contains the required number of elements, and by asking for a solution of size $b + 1$. We construct a perfect binary tree P_1 with $n - 1$ leaves, where the root of the binary tree is the source, s , and its leaves are x_1, x_2, \dots, x_n from “left to right” and let h be the current height of the tree. Note that such a tree always has $2n$ vertices and is uniquely defined.

Let set C contain every vertex of the current graph (this will be useful later).

For every $j \in [m]$ and for every $l \in [h]$, we add label $(l - 1)\delta + (j - 1)(\delta + 1) + 1$ to every edge of the tree between levels l and $l + 1$. Then we construct vertices y_1, y_2, \dots, y_n and for every $i \in [n]$, we add edge $x_i y_i$. Note now that P_1 has $h + 1$ levels. For every $i \in [n]$ and $j \in [m]$, if $i \in S_j$, we add label $h\delta + (j - 1)(\delta + 1) + 1$ to edge $x_i y_i$; see Figure 1.

The goal of this construction is to have the following properties:

- Each transmission of vertex s acts like a monotone wave, that goes from the vertex to the leaves, i.e., no vertex can influence its parent.
- For every $i \in [n]$ and $j \in [m]$, a transmission of vertex s will influence a vertex y_i only if s transmits at a time step $t_j = (j - 1)(\delta + 1) + 1$, such that set S_j includes element i in the SETCOVER instance.

In the next part we formally prove these properties. Then we use them for the proof of Theorem 1.

Lemma 1. *Consider constructed graph P_1 . Let $t_j = (j - 1)(\delta + 1) + 1$. If vertex s transmits between time steps $t_j - (\delta - 1)$ and t_j , then every vertex $v \in C$ at level l will become active at time step $(l - 2)\delta + (j - 1)(\delta + 1) + 2$. Additionally the vertices become active once per such a transmission and an active vertex v in level l_1 can never influence a vertex w in level l_2 , such that $l_2 < l_1$ (the transmission goes from the root of the tree towards the leaves).*

Proof. First we will prove that no active vertex v in level l_2 can ever influence a vertex w in level l_1 , such that $l_2 > l_1$. This guarantees that the influence of a transmission cannot travel "backwards". Let us assume that the opposite is true i.e., there exists a vertex v in level l_2 that can influence vertex w in level l_1 from some transmission τ_1 of vertex s at time step $t_{j_1} = (j_1 - 1)(\delta + 1) + 1$. First, note that any such transmission τ_1 from vertex s must first reach vertex v from its parent vertex v' via edge vv' at time step $[(l_1 - 1) - 1]\delta + t_{j_1}$ and vertex v becomes active at time step $[(l_1 - 1) - 1]\delta + t_{j_1} + 1$. Note now, that the next time step that edge vv' becomes available is $[(l_1 - 1) - 1]\delta + t_{j_1 + 1}$. Therefore, the time difference between v becoming active and the availability of edge vv' is $[(l_1 - 1) - 1]\delta + t_{j_1 + 1} - [((l_1 - 1) - 1)\delta + t_{j_1}] = \delta$. This means that v is active for δ time steps and in the next time step where edge vv' is available, v is inactive. The same argument can be used to show that the children of v cannot influence v via transmission τ_1 . Thus, we have proven that a transmission cannot travel "backwards" and this also implies that every vertex can become active once per transmission (the graph is a tree and has no loops).

We will now prove the first part of our claim by using induction over the levels that each vertex belongs to. The base step is trivially shown by noticing that if vertex s starts transmitting between time steps $t_{j_1} - (\delta - 1)$ and t_{j_1} , then it will reach the vertices on $l = 2$ using its adjacent edges that have label t_{j_1} . Now assume that vertex s reaches every vertex v until level l_v via transmission τ_1 at time step t_{j_1} . Since we showed that transmission cannot travel "backwards", a vertex v at level l_v can be influenced by transmission τ_1 only via its parent v' via edge vv' which is available at time step $[(l_v - 1) - 1]\delta + t_{j_1}$ (by construction). Therefore, vertex v becomes active at time step $[(l_v - 1) - 1]\delta + t_{j_1} + 1$ and the next available edges with its children at level $l_v + 1$ are available at time step $(l_v - 1)\delta + t_{j_1}$. The time difference between the availability of the edges with the children and the time step where v becomes active is $[(l_v - 1)\delta + t_{j_1}] - [((l_v - 1) - 1)\delta + t_{j_1} + 1] = \delta - 1$. Thus, v will still be active once the edges with its children become available and v will influence them. This completes the proof. \square

Lemma 2. *Consider constructed graph P_1 . For every $j \in [m]$ and $i \in [n]$, a vertex y_i will become active by the transmission of vertex s , only if the transmission starts between time steps $t_j - (\delta - 1)$ and t_j , and only if $i \in S_j$.*

Proof. From Lemma 1, we know that, for every $j \in [m]$ a transmission between time steps $t_j - (\delta - 1)$ and t_j will influence vertex $x_i \in C$ and make x_i active at time step $(h - 1)\delta + t_j + 1$. By construction, edge $x_i y_i$ is available at time step $h\delta + (t_j + 1)$ if and only if $i \in S_j$. Assume that $i \in S_j$. The time difference between x_i becoming active and $x_i y_i$ being available is $(h\delta + t_j) - ((h - 1)\delta + t_j) = \delta$. Thus, x_i will still be active once $x_i y_i$ becomes available and y_i becomes active. Otherwise, if $i \notin S_j$, x_i will become inactive before edge $x_i y_i$ become available. \square

Theorem 1. *For any $\delta \geq 1$, MAXSPREAD is NP-hard and $\mathbb{W}[2]$ -hard when parameterized by b on tree graphs with degree 3.*

Proof. We claim that there exists a solution to MAXSPREAD on constructed graph P_1 , such that s influences $3n$ vertices, if s transmits at $|b|$ time steps at most in the constructed graph, if and only if there is a solution $T = T_1 \cup T_2 \cup \dots \cup T_b$ to the original SETCOVER instance.

Let $t_j = (j - 1)(\delta + 1) + 1$. Assume that we have solution T to the SETCOVER set problem. We can construct a solution for MAXSPREAD by having vertex s transmit at each time step t_j , such that $S_j \in T$. We can guarantee that this is a solution for MAXSPREAD since every $i \in [n]$ is included in at least one set S_j and by Lemma 2 every vertex y_i will become active by at least one transmission of vertex s .

For the reverse direction, consider that we have a solution to MAXSPREAD which is a transmission schedule $\mathcal{T} = (\tau_1, \tau_2, \dots, \tau_b)$. This means that if vertex s transmits at time steps $\tau_1, \tau_2, \dots, \tau_b$, then every vertex in the graph will become active including vertices y_1, y_2, \dots, y_n . To construct a solution for the SETCOVER problem we do the following. For every $t \in [b]$ and every $j \in [m]$, if $t_j - (\delta - 1) \leq \tau_t \leq t_j$, we add set S_j to solution T of the SETCOVER problem (ignoring duplicate additions). By definition, the size of T is at most b . Note also that every element $i \in [n]$ is included in T since every vertex y_i becomes active by at least one transmission of vertex s and by Lemma 2 this only happens when $i \in S_j$. This completes the proof. \square

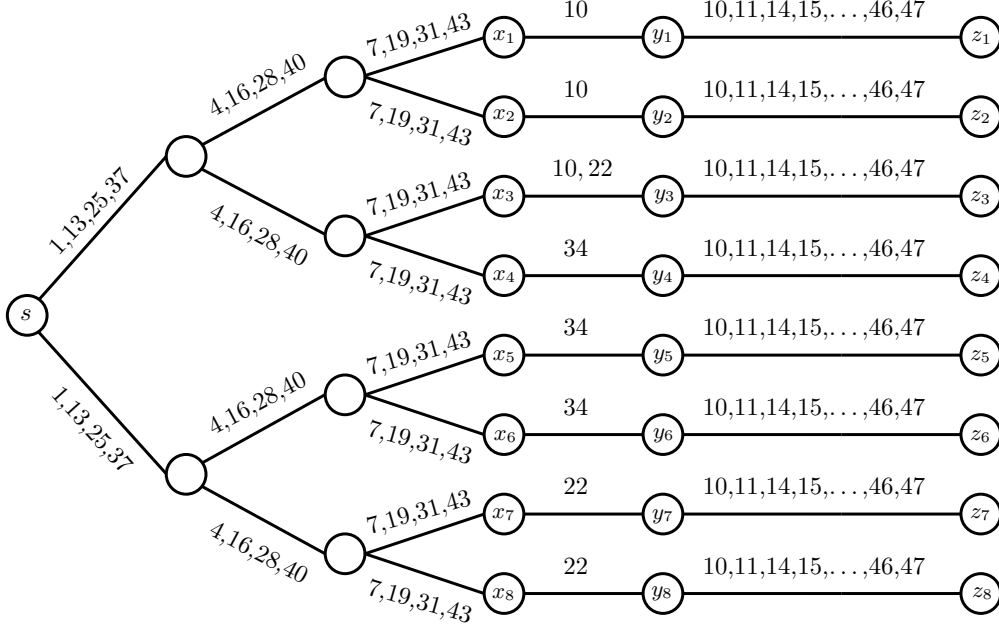


Figure 2: An example of the construction used to prove that MAXVIRAL is $\mathcal{W}[2]$ -hard, when $\delta = 3$. The subsets of the SETCOVER problem are $S_1 = \{u_1, u_2, u_3\}$, $S_2 = \{u_3, u_7, u_8\}$, $S_3 = \{u_4, u_5, u_6\}$.

3.2. MAXVIRAL and MAXVIRALTSTEP

We will now show that MAXVIRAL is NP-complete and $\mathcal{W}[2]$ -hard when parameterized by b on tree graphs with degree 3. Containment in NP is straightforward, since given a transmission schedule, we can simulate the process and check the maximum active vertices for any time step. We will use a similar construction to the previous theorem and prove some key properties that we need; the construction differentiates in several parts in order to accommodate the different objectives. The proof will be again via a reduction from SETCOVER. Note also that the following construction/proofs can also be easily modified to show that MAXVIRALTSTEP is NP-hard and $\mathcal{W}[2]$ -hard and as such, we will not provide one.

Construction. We reduce from SETCOVER. We construct a perfect binary tree P_2 with n leaves, where the root of the binary tree is called s and the leaves of the binary tree are called x_1, x_2, \dots, x_n from “left to right” and let $h = \log 2n$ be the height of the current tree. Note that we will not update the value of h once more vertices are added to the tree. Also, note that such a tree always has $2n - 1$ vertices and is uniquely defined. Let set C contain every vertex of the current graph. For every $j \in [m + 1]$ and for every $l \in [h]$, we add label $(l - 1)\delta + h(j - 1)(\delta + 1) + 1$ to every edge of the tree between levels l and $l + 1$. Then we construct vertices y_1, y_2, \dots, y_n and vertices z_1, z_2, \dots, z_n and for every $i \in [n]$, we add edge $x_i y_i$ and y_i, z_i . For every $i \in [n]$ and $j \in [m + 1]$, if $i \in S_j$, we add label $h\delta + h(j - 1)(\delta + 1) + 1$ to edge $x_i y_i$. For every $i \in [n]$ and $j \in [h(m + 1)]$, we add labels $(j - 1)(\delta + 1) + 1, (j - 1)(\delta + 1) + 2$ to edge $y_i z_i$. This completes the construction; see Fig. 2 for an example.

The goal of this construction is to have the following properties:

- Each transmission of vertex s acts like a monotone wave, that goes from the vertex to the leaves, i.e., no vertex can influence its parent.
- For every $i \in [n]$ and $j \in [m]$, a transmission of vertex s will influence a vertex y_i only if s transmits at a time step $t_j = h(j - 1)(\delta + 1) + 1$, such that set S_j includes element i in the SETCOVER instance.
- For every $i \in [n]$ and $j \in [m + 1]$, once vertex y_i is influenced at some time step $h\delta + h(j_1 - 1)(\delta + 1) + 1$ by a transmission from vertex s , vertex y_i, z_i will always be active at time step $h\delta + h(j - 1)(\delta + 1) + 3$, where $j_1 < j$.

In the next part we formally prove these properties. Then we use them for the proof of theorem 2.

Lemma 3. Consider constructed graph P_2 . Let $t_{j_1} = h(j-1)(\delta+1)+1$. If vertex s transmits between time steps $t_{j_1} - (\delta-1)$ and t_{j_1} , then every vertex $v \in C$ at level l will become active at time step $(l-2)\delta + t_{j_1} + 2$. Additionally vertices $v \in C$ become active once per such a transmission and an active vertex v in level l_1 can never influence a vertex w in level l_2 , such that $l_2 < l_1$ (the transmission goes from the root of the tree towards the leaves).

Proof. First we will prove that no active vertex v in level l_2 can never reach a vertex w in level l_1 , such that $l_2 > l_1$. This guarantees that the influence of a transmission cannot travel "backwards". Let us assume that the opposite is true i.e., there exists a vertex v in level l_2 that can influence vertex w in level l_1 from some transmission τ_1 of vertex s at time step t_{j_1} . First, note that any such transmission τ_1 from vertex s must first reach vertex v from its parent vertex v' via edge vv' at time step $[(l_1-1)-1]\delta + t_{j_1}$, for some $j \in [m]$, and vertex v becomes active at time step $[(l_1-1)-1]\delta + t_{j_1} + 1$. Note now, that the next time step that edge vv' becomes available is $[(l_1-1)-1]\delta + t_{j_1+1}$. Therefore, The time difference between v becoming active and the availability of edge vv' is $[(l_1-1)-1]\delta + t_{j_1} - [((l_1-1)-1)\delta + t_{j_1+1} + 1] = \delta$. This means that v is active for δ time steps and in the next time step where edge vv' is available, v is inactive. The same argument can be used to show that the children of v cannot influence v via transmission τ_1 . Thus, we have proven that a transmission cannot travel "backwards" and this also implies that every vertex can become active once per transmission (the graph is a tree and has no loops).

We will now show the first part of our claim by using induction over the levels that each vertex belongs to. The base step is trivially shown by noticing that for every $j \in [m+1]$, if vertex s starts transmitting between time steps $t_j - (\delta-1)$ and t_j , then it will reach the vertices on $l=2$ using its adjacent edges that have label t_j . Now assume that vertex s reaches every vertex v until level l_v via transmission τ_1 at time step t_{j_1} . Since we showed that transmission cannot travel "backwards", a vertex v at level l_v can be influenced by transmission τ_1 only via its parent v' via edge vv' which is available at time step $[(l_v-1)-1]\delta + t_{j_1}$ (by construction). Therefore, vertex v becomes active at time step $[(l_v-1)-1]\delta + t_{j_1} + 1$ and the next available edges with its children at level l_v+1 are available at time step $(l_v-1)\delta + t_{j_1}$. The time difference between the availability of the edges with the children and the time step where v becomes active is $[(l_v-1)\delta + t_{j_1}] - [((l_v-1)-1)\delta + t_{j_1} + 1] = \delta - 1$. Thus, v will still be active once the edges with its children become available and v will influence them. This completes the proof. \square

Corollary 1. Consider any pair of vertices $v, w \in C \setminus (s)$, where v, w belong to different levels of P_2 . There exists no such pair of vertices such that both vertices can be active at the same time step.

Proof. Consider any two vertices v, w at levels l_v and l_w and a transmission from vertex s at time step t_{j_1} . W.l.o.g. assume that $l_v < l_w$. By Lemma 3, the minimum difference between the time steps where v and w become active by such a transmission is $\min_{v,w} |[l_w-2]\delta + t_{j_1} + 2] - [(l_v-2)\delta + t_{j_1} + 2]| = \delta$. Therefore, assuming w.l.o.g. that v becomes active before w , by the time step w becomes active, at least δ time steps have passed since v became active, and thus, v is inactive. \square

Lemma 4. For every $i \in [n]$, vertex y_i cannot influence vertex x_i .

Proof. Since edge $x_i y_i$ is only available at time steps $h\delta + h(j-1)(\delta+1)+1$, for every $i \in [n]$ and $j \in [h(m+1)]$, we just have to show that vertex y_i can never be active in those time steps. Because δ is smaller than the time difference between any two consecutive labels of edge $x_i y_i$, if vertex x_i influences y_i , then y_i cannot influence x_i via the next time step that edge $x_i y_i$ is available (since y_i would have become inactive by then), unless z_i influences y_i at some time step $h\delta + (j-1)(\delta+1)+2$. We will show that this is impossible by contradiction. Assume that vertex z_i influences y_i at some time step $h\delta + (j_y-1)(\delta+1)+2$ from some transmission of vertex s that happened at time step t_{j_1} . Note now that, by construction, in order for y_i to be active at time step $h\delta + (j_y-1)(\delta+1)+2$, vertex x_i must have been active at some time step $h\delta + (j_x-1)(\delta+1)+1$, where $j_x < j_y$ and vertex z_i has not influenced vertex x_i yet. But we have already noticed that cannot that vertex x_i cannot have been active at any time step $h\delta + (j_x-1)(\delta+1)+1$, unless z_i has influenced vertex x_i at least once. \square

Lemma 5. Consider constructed graph P_2 . Let $t_j = h(j-1)(\delta+1)+1$. For every $j \in [m+1]$ and $i \in [n]$, a vertex y_i will become active at time step $h\delta + t_{j_1} + 3$ by the transmission of vertex s , only if the transmission starts between time steps $t_{j_1} - (\delta-1)$ and t_{j_1} , where $j_1 < j$, and only if $i \in S_j$. Additionally, once vertex y_i

becomes active at time step $h\delta + t_{j_1} + 3$ by the transmission of vertex s , vertices y_i, z_i will be active at every time step $h\delta + t_{j_1} + 3 > h\delta + t_j + 2$, for every $j \in [m + 1]$.

Proof. From Lemma 3, we know that, for every $j \in [m + 1]$, a transmission between time steps $t_j - (\delta - 1)$ and t_j will influence vertex $x_i \in C$ and make x_i active at time step $(h - 1)\delta + t_j + 1$. Assume such a transmission at time step t_{j_1} . By construction, edge $x_i y_i$ is available at time step $h\delta + t_{j_1}$ if and only if $i \in S_j$. Assume that $i \in S_j$. The time difference between x_i becoming active and $x_i y_i$ being available is $[h\delta + t_{j_1}] - [(h - 1)\delta + t_{j_1} + 1] = \delta - 1$. Thus, x_i will still be active once $x_i y_i$ becomes available and y_i becomes active. Otherwise, if $i \notin S_j$, x_i will become inactive before edge $x_i y_i$ becomes available. For the second part of the lemma, we are going to use induction. First, for the base step, note that vertex z_i will become active at time step $h\delta + t_{j_1} + 3$ since y_i becomes active at time step $h\delta + t_{j_1} + 2$ and edge $y_i z_i$ is available at time step $h\delta + t_{j_1} + 2$ by construction. Assume now that, for some arbitrary $j'_1 > j_1$, both y_i and z_i are active at time step $h\delta + t_{j'_1} + 3$. By the proof of Lemma 4, we know that y_i was not active at time step $h\delta + t_{j'} + 1$, or else, y_i would influence x_i . Therefore, at time step $h\delta + t_{j'} + 1$, z_i must have been active (or else both y_i, z_i are inactive and the i-hypothesis does not hold). By construction, edge $y_i z_i$ is available at time step $h\delta + t_{j'} + 1$ and y_i becomes active at time step $h\delta + t_{j'} + 2$. By construction, edge $y_i z_i$ is also available at time step $h\delta + t_{j'} + 2$ and z_i becomes active at time step $h\delta + t_{j'} + 3$, and y_i is still active. This completes the proof. \square

Theorem 2. For any $\delta \geq 1$, MAXVIRAL is NP-hard and W[2]-hard when parameterized by b on tree graphs with degree 3.

Proof. We claim that there exists a solution to MAXVIRAL on constructed graph P_2 , such that we maximize the number of vertices that are active at any one time step t if s transmits at $|b|$ time steps at most in the constructed graph, if and only if there is a solution $T = T_1 \cup T_2 \cup \dots \cup T_b$ to the original SETCOVER instance.

First note, that due to Corollary 1, the maximum vertices that can be influenced in the graph is exactly the set that contains vertices x_i, y_i, z_i . Let $t_j = h(j - 1)(\delta + 1) + 1$. Assume that we have solution T to the SETCOVER set problem. We split the analysis into two cases: (i) $1 \leq \delta \leq 2$ and (ii) $\delta \geq 2$. For case (i), we can construct a solution for MAXVIRAL by having vertex s transmit at each time step t_j , such that $S_j \in T$. We can guarantee that this is a solution for MAXVIRAL since every $i \in [n]$ is included in at least one set S_j and by Lemma 5, for every $i \in [n]$, every vertex y_i will become active by at least one transmission of vertex s . Additionally, due to Lemma 5, every vertex x_i, z_i will be active at every time step $h\delta + t_{j_1} + 3$ for $t_{j+1} > t_j$. Finally, s performs one final transmission at $(m + 1 - 1)(\delta + 1) + 1$, so that all vertices x_i, y_i, z_i are active at time step $h\delta + h(m + 1 - 1)(\delta + 1) + 3$. For case (ii), assume that the last set is called S_f . We create the same solution as case (i) but we do not add the final transmission. This is because once vertex s transmits at time step $(f - 1)(\delta + 1) + 1$, at time step $h\delta + h(f - 1)(\delta + 1) + 3$, every vertex x_i will be active by the transmission at time step $(f - 1)(\delta + 1) + 1$, or by a previous transmission. This was not true for case (i), because influence time is small, and vertices x_i will have stopped being active at time step $h\delta + h(f - 1)(\delta + 1) + 3$ by the transmission that fired at time step $(f - 1)(\delta + 1) + 1$.

For the reverse direction, we again split the analysis in two cases: (i) $1 \leq \delta \leq 2$ and (ii) $\delta \geq 2$. Consider that we have a solution to MAXVIRAL which is a transmission strategy $\mathcal{T} = (\tau_1, \tau_2, \dots, \tau_b)$. For case (i) this means that if vertex s transmits at time steps $\tau_1, \tau_2, \dots, \tau_b$, then due to Lemma 5, vertices x_i, y_i, z_i in the graph will be active at time step $h\delta + h(m + 1 - 1)(\delta + 1) + 3$. To construct a solution for the SETCOVER problem we do the following. For every $t \in [b - 1]$ and every $j \in [m]$, if $t_j - (\delta - 1) \leq \tau_t \leq t_j$, we add set S_j to solution T of the SETCOVER problem (ignoring duplicate additions). We do not add the last set b because this transmission was used only to influence vertices x_i . By definition the size of T is at most b . Note also that every element $i \in [n]$ is included in T since every vertex y_i, z_i becomes active by at least one transmission of vertex s and by Lemmas 4,5 this only happens when $i \in S_j$. For case (ii), we do the exactly the same but we also add set b to the solution. \square

3.3. MINNONVIRALTIME

We prove that MINNONVIRALTIME is NP-complete and W[2]-hard when parameterized by b on trees of maximum degree 4. Containment in NP is straightforward, since given a transmission schedule, we can simulate the process and check whether the inactivation time of each node is at most d . Our reduction is independent of the choice of d , as we can assure all vertices to be inactive for at most $d = 1$ time step,

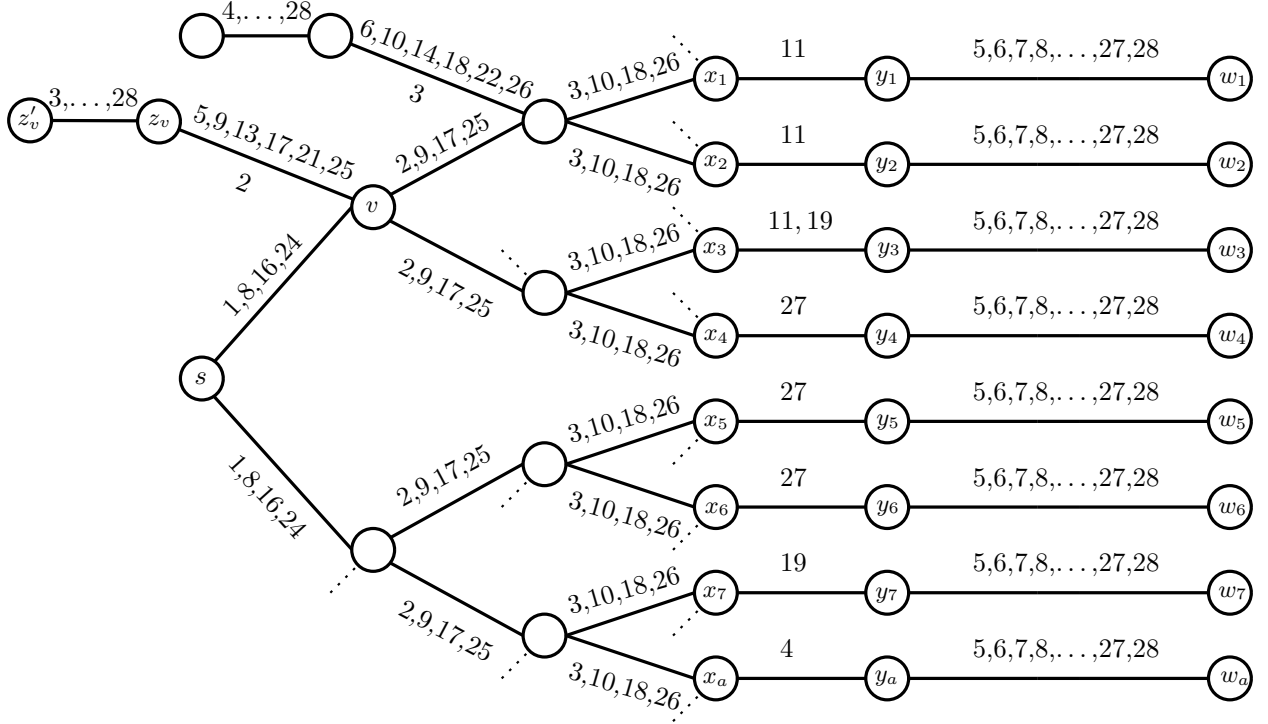


Figure 3: An example of the construction used to prove that MINNONVIRALTIME is $\mathbb{W}[2]$ -hard, when $\delta = 3$, $d = 1$. The subsets of the SETCOVER problem are $S_1 = \{u_1, u_2, u_3\}$, $S_2 = \{u_3, u_6, u_7\}$ and $S_3 = \{u_4, u_5\}$.

and any efficient algorithm for $d > 1$, it would also solve the constructed problem, thus providing a way to compute SETCOVER efficiently. First, we describe the construction and prove some key properties our construction satisfies, before we provide the proof of the theorem.

Construction. We reduce from SETCOVER . In what follows we will assume $n = 2^k - 1$ for some positive integer k . Observe that this is without loss of generality, since we can augment any SETCOVER instance by adding a dummy set that contains the required number of elements. Refer to Figure 3 for an example of our construction.

We construct a perfect binary tree P with $n + 1$ leaves, where the root of the tree is the source s and its leaves are $x_1, x_2, \dots, x_n, x_a$ from “left to right”. Let $h = \log 2n$ be the current height of the tree. Note that such a tree always has $2n$ vertices and is uniquely defined. For every set from the SETCOVER instance $j \in [m]$ and every level $l \in [h]$, we add labels l and $(l - 1) + 2j(\delta + 1)$ to every edge of the tree between level l and $l + 1$. Then, we construct vertices $y_1, y_2, \dots, y_n, y_a$, and for every $i \in [n] \cup \{a\}$ we add edge $x_i y_i$. For every $i \in [n]$ and $j \in [m]$, if $i \in S_j$ we add label $h + 2j(\delta + 1)$ to edge $x_i y_i$. To edge $x_a y_a$ we add label $h + 1$. Next, we construct vertices $w_1, w_2, \dots, w_n, w_a$, and for every $i \in [n] \cup \{a\}$ we add edge $y_i w_i$. We add labels $h + 2, h + 3, \dots, h + 2m(\delta + 1) + 1 = t_{max}$ to every edge $y_i w_i$ with $i \in [n] \cup \{a\}$. Note that the constructed tree now has $h + 2$ levels. Lastly, for every vertex v on level l of the original perfect binary tree P , we construct two vertices z_v and z'_v , and add edges $v z_v$ and $z_v z'_v$. We add labels l and $t_i = (l - 1) + i(\delta + 1)$ for all $i \in \mathbb{N}_{>0}$ with $t_i \leq t_{max}$ to the edge $v z_v$. And to edge $z_v z'_v$ we add labels $l + 1, l + 2, \dots, t_{max}$. This completes the construction.

The goal of this construction is to have the following properties:

- Source s has to transmit at time step 1 be able to influence y_a and w_a , i.e., maximize the number of active vertices.
- Each transmission of s acts like a monotone wave with one rebound that goes from the source to the leaves, i.e., no vertex can influence the parent of its parent.

- Once any vertex v of the original binary tree P is active for the first time, it is never inactive for more than one consecutive time step. In particular, v enters a recurring sequence of activation: v becomes active, stays active for δ time steps, is inactive after $\delta + 1$, active again for the following δ time steps and after a total of $2(\delta + 1)$ time steps it is active if and only if s transmits at a time step $t_j = 2j(\delta + 1)$, for some set S_j of the SETCOVER instance.
- For every $i \in [n]$ and $j \in [m]$, a transmission of s will influence y_i only if s transmits at a time step $t_j = 2j(\delta + 1)$, such that set S_j contains element i in the SETCOVER instance.
- Once y_i or y_a is active for the first time, w_i , resp. w_a , will be active in the next time step. Both will stay active until t_{max} .

Next, we formally prove these properties vital for the proof of Theorem 3. Recall, $t_{max} = h + 2m(\delta + 1) + 1$ in our construction.

Lemma 6. *Source s has to transmit at time step 1 to maximize the overall number of activated vertices. In particular, there is no transmission schedule T activating y_a and w_a where $1 \notin T$.*

Proof. The claim follows, as any temporal path from s to y_a and w_a has to take the edge $x_a y_a$ which only has the label h . Therefore, there is only the temporal path starting at time step 1. \square

Lemma 7. *Consider the originally constructed binary tree P . If source s transmits at a time step $t = 1$ or $t = 2j(\delta + 1)$ for some $j \in [m]$, every vertex $v \in V(P)$ at level l is active at time step $(l - 1) + t$. In particular, every $v \in V(P)$ is active for the first time at time step l .*

Proof. Let P be the originally constructed binary tree, i.e., the height of P is h and its leaves are $x_1, x_2, \dots, x_n, x_a$. Assume source s transmits at time step $t = 1$. There is a temporal path from s to every leaf x_i with $i \in [n] \cup \{a\}$, following the l labels on every edge between level l and $l + 1$. Thus, every vertex at level 2 is active at time step 2 because of the transmission of s at time step 1. These vertices influence their children at level 3, and so on. Overall, every vertex $v \in V(P)$ at level l is first active at time step $(l - 1) + 1$. Now, assume s transmits at time step $t = 2j(\delta + 1)$ for some $j \in [m]$. There is a temporal path from s to every leaf x_i with $i \in [n] \cup \{a\}$, following the $(l - 1) + 2j(\delta + 1)$ labels on every edge between level l and $l + 1$. Thus, every vertex at level 2 is active at time step $1 + 2j(\delta + 1)$ because of the transmission of s at time step $2j(\delta + 1)$. These vertices influence their children at level 3, and so on. Overall, every vertex $v \in V(P)$ at level l is active at time step $(l - 1) + 2j(\delta + 1)$. \square

Lemma 8. *Consider the originally constructed binary tree P . After being active for the first time at time step l , every vertex $v \in V(P)$ at level l is always inactive at time step $t_i = (l - 1) + i(\delta + 1)$ for all uneven $i > 0$ with $t_i < t_{max}$. For all even i with $t_i < t_{max}$, vertex v is inactive at t_i if and only if s does not transmit at time step $i(\delta + 1)$. At all other time steps vertex v is active. This reactivation of v is achieved by z_v which is active at all time steps from $l + 1$ until t_{max} .*

Proof. Let v be a vertex at level l . Refer to Figure 4 for an illustration of all edges adjacent to such a vertex together with their labels. By Lemma 6, we know v is first active at time step l . We prove the claim via induction over i .

Let $i = 1$. As v becomes active at time step l , it stays active until time step $l + \delta - 1$ (included). Because of label l on the edge $v z_v$, z_v is active for the first time at time step $l + 1$ and influences z'_v , which is active for the first time at time step $l + 2$. As there are no adjacent edges of v with a label in $[l + 1, l + \delta - 1]$, v could only be reactivated by an edge with label l , i.e., either by one of its children in P or by z_v . But those vertices are inactive until time step l , thus they cannot influence v in time step l . Therefore, v is inactive at time step $l + \delta$. Because the edge $z_v z'_v$ has every label from $l + 1$ to t_{max} , z_v and z'_v reactivate each other constantly starting at time step $l + 1$ and stay active until t_{max} . Therefore, because of label $(l - 1) + (\delta + 1)$ on $v z_v$, z_v will reactivate v at time step $l + (\delta + 1)$.

Now, assume the claim holds for any vertex v of P at level l for $0 < j < i$. Meaning, v is always inactive at $t_j = (l - 1) + j(\delta + 1)$ for uneven $0 < j < i$ with $t_j < t_{max}$, and for even j if and only if s does not transmit at time step $j(\delta + 1)$. In particular, v is definitely active at $t_{act} = (l - 1) + (i - 1)(\delta + 1) + 1$, because z_v is active and since label $(l - 1) + (i - 1)(\delta + 1)$ is on $v z_v$. Therefore, v

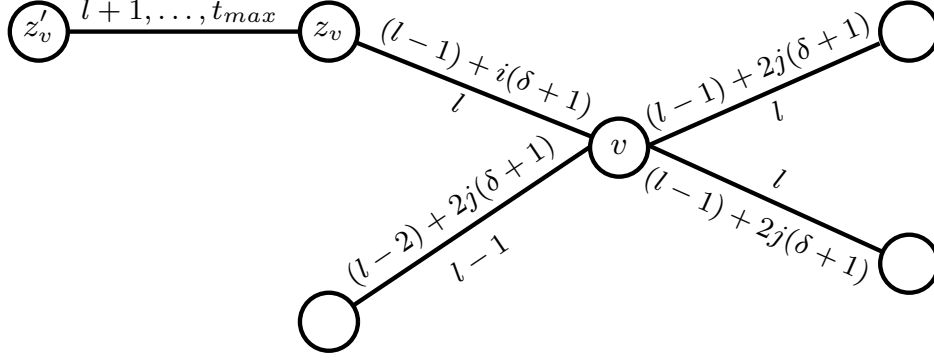


Figure 4: Cutout from the construction showing one of the vertices $v \in V(P)$ at level l of the originally constructed binary tree P , together with its parent to the left and children to the right, as well as the additional leaves z_v, z'_v . On the edges, the corresponding labels are displayed.

- stays active until $t_{act} + \delta - 1$, and
- will become inactive at time step $t_{act} + \delta = (l - 1) + i(\delta + 1)$,
- if not reactivated between t_{act} and $t_{act} + \delta - 1$.

The only edge adjacent to v with a label in $[t_{act}, t_{act} + \delta - 1]$ is the edge $p_v v$ to its parent p_v with label $t_{act} + \delta - 1$. By Lemma 7, p_v is active at time step $t_{act} + \delta - 1 = (l - 2) + i(\delta + 1)$ only if i is even and source s transmits at time step $i(\delta + 1)$. Otherwise, p_v is inactive at time step $t_{act} + \delta - 1$ and therefore cannot influence v . Thus, v is definitely inactive at time steps $(l - 1) + i(\delta + 1)$ for uneven $0 < j < i$ with $t_j < t_{max}$, and for even j , v is inactive if and only if s does not transmit at time step $i(\delta + 1)$. \square

Lemma 9. *For every $i \in [n]$, any y_i can only be active for the first time at a time step $h + 2j(\delta + 1)$ for some $j \in [m]$ with $i \in S_j$. This happens if and only if source s transmits at time step $2j(\delta + 1)$. Additionally, once a vertex y_i with $i \in [n] \cup \{a\}$ is active, the vertices y_i, w_i are active at every time step until t_{max} .*

Proof. Let $i \in [n]$. The only temporal paths from source s to y_i take the edge $x_i y_i$ which has labels $h + 2j(\delta + 1)$ for all $j \in [m]$ with $i \in S_j$. If s transmits at time step $2j(\delta + 1)$, x_i is active at time step $h + 2j(\delta + 1)$ by Lemma 7. Now, only if $i \in S_j$, x_i can influence y_i , which is then active at time step $h + 2j(\delta + 1) + 1$. If, on the other hand, s does not transmit at time step $2j(\delta + 1)$ for some j with $i \in S_j$, by Lemma 8, x_i is inactive at $h + 2j(\delta + 1)$ and cannot influence y_i .

The second claim follows immediately as the edge between y_i and w_i , for any $i \in [n] \cup \{a\}$, has all labels in $[h + 2, t_{max}]$, and the earliest that any y_i is active is $h + 2$. \square

Theorem 3. *For any $\delta \geq 1$ and $u \geq 1$, MINNONVIRALTIME is NP-hard and $W[2]$ -hard when parameterized by the budget b on tree graphs with degree 4.*

Proof. We claim that there exists a solution to MINNONVIRALTIME on the constructed graph, such that we maximize the number of overall activated vertices if s transmits at $|b| + 1$ time steps in the constructed graph, if and only if there is a solution $T = T_1 \cup T_2 \cup \dots \cup T_b$ to the original SETCOVER instance.

First note that, due to Lemma 6, Lemma 7 and Lemma 9, the whole set of vertices can be influenced in the graph if there is a solution to the SETCOVER instance. Assume a solution T to the SETCOVER instance and let $t_j = 2j(\delta + 1)$. We construct a solution for MINNONVIRALTIME by having source s transmit at time step 1 and each time step t_j such that $S_j \in T$.

We can guarantee that this is a solution for MINNONVIRALTIME, since every $i \in [n]$ is included in at least one set S_j , and by Lemma 9, for every $i \in [n]$, every vertex y_i and with it w_i will be influenced by at least one transmission of source s . The transmission at time step 1 guarantees s influencing y_a and w_a , see Lemma 6. Lastly, all vertices v of the binary tree P and their artificial leaves z_v are influenced by s , due to Lemma 7 and Lemma 8. Additionally, by Lemmas 8 and 9 we know that no vertex is inactive for more than one time step in a row. Therefore, the transmission schedule T is a solution to the MINNONVIRALTIME problem.

For the reverse direction, consider a solution to `MINNONVIRALTIME` which is a transmission schedule $\mathcal{T} = (1, \tau_1, \tau_2, \dots, \tau_b)$. The transmission schedule has to start with time step 1 due to Lemma 6 which implies together with Lemma 7 that all vertices on level l of the binary tree P are active for the first time at time step l and, due to Lemma 8, are inactive for at most one consecutive time step. Additionally, as source s transmits at time steps $\tau_1, \tau_2, \dots, \tau_b$, due to Lemma 9, vertices y_i, w_i in the graph are active at time step $h + 2j(\delta + 1) + 1$, resp. $h + 2j(\delta + 1) + 2$, for some j . To construct a solution T for the `SETCOVER` instance, we do the following. For every $t \in [b]$ and every $j \in [m]$, if $\tau_t = 2j(\delta + 1)$, we add set S_j to solution T . By definition the size of T is b . Also note that every element $i \in [n]$ is included in T since every vertex y_i is influenced by at least one transmission of vertex s , and by Lemma 7 and Lemma 9 this happens if and only if $i \in S_j$. Therefore, T is a set cover and thus a solution to the `SETCOVER` instance. \square

3.4. Approximation Algorithm

In this subsection, we show that all of the problems we study admit a constant factor approximation. That is, while the problems are `NP-hard`, we will show that for each of the problems there exists a polynomial time algorithm that either finds a transmission schedule $\mathcal{T} = (\tau_1, \tau_2, \dots, \tau_b)$ that achieves at least $1 - \frac{1}{e} \approx 0.632$ fraction of the influence target k , or we correctly output that the influence target k cannot be achieved. In order to show this, we prove that our studied problems are not only harder than `SETCOVER` problem – or its maximization version `MAXIMUMCOVERAGE` which is formally defined later – as we showed in the previous subsection, but they are actually equivalent to this problem. More precisely, we give a reduction from each of our problems to `MAXIMUMCOVERAGE` that preserves both influence target k and budget b ; here b will be the number of sets we wish to select and k the number of elements of the universe we wish to cover. Moreover, we show that there is one-to-one correspondence between transmission schedules and the collections of selected sets.

The following lemma serves as the main tool in this section and consecutive results are mostly relatively straightforward applications of this result. It basically states that if we have some transmission schedule \mathcal{T} , then the set of all vertices active at some time step t is precisely the union over all $\tau \in \mathcal{T}$ of the vertices active at time step t if we only transmit at time step τ . The proof is relatively standard induction on t , however, we need to prove something slightly stronger, that is the counter of a vertex at time step t when we follow the transmission schedule \mathcal{T} is exactly the maximum counter value at that vertex if we transmit separately at each of possible time steps in \mathcal{T} .

Lemma 10. *Given a temporal graph $\mathcal{G} := \langle G, \mathcal{E} \rangle$ with lifetime t_{\max} , a source vertex s , a time step $t \in [t_{\max}]$, integer $\delta > 0$, a transmission schedule \mathcal{T} , it holds that $(\delta, \mathcal{T})\text{-active}_t(\mathcal{G}, s) = \bigcup_{\tau \in \mathcal{T}} (\delta, \tau)\text{-active}_t(\mathcal{G}, s)$.*

Proof. Let us begin by defining some auxiliary sets. Given a temporal graph \mathcal{G} with lifetime t_{\max} , a source vertex s , a time step $\tau \in [t_{\max}]$, and integer $\delta > 0$, we define $(\delta, \tau)\text{-counter}_t(\mathcal{G}, s, v)$ to be the value of the counter of the vertex v if s transmits at time step τ . Similarly, for a transmission schedule \mathcal{T} , we define $(\delta, \mathcal{T})\text{-counter}_t(\mathcal{G}, s, v)$ to be the value of the counter of the vertex v if s transmits at each of the time steps in \mathcal{T} .

Now we are ready to prove the lemma. In fact, we will actually show something stronger: for every vertex $v \in V(G)$ it holds that $(\delta, \mathcal{T})\text{-counter}_t(\mathcal{G}, s, v) = \max_{\tau \in \mathcal{T}} (\delta, \tau)\text{-counter}_t(\mathcal{G}, s, v)$. Because the vertex is active if and only if its counter is non-zero, the moreover part follows straightforwardly by applying the first part of the lemma on all vertices in $V(G)$. We prove that $(\delta, \mathcal{T})\text{-counter}_t(\mathcal{G}, s, v) = \max_{\tau \in \mathcal{T}} (\delta, \tau)\text{-counter}_t(\mathcal{G}, s, v)$ for all $v \in V(G)$ (including s) by induction on t . The statement is clearly true at the time step 1. Since 1 is the first step we can transmit, $(\delta, \mathcal{T})\text{-counter}_1(\mathcal{G}, s, v) = (\delta, \tau)\text{-counter}_1(\mathcal{G}, s, v) = 0$ for all $v \in V(G) \setminus \{s\}$ and $(\delta, \mathcal{T})\text{-counter}_1(\mathcal{G}, s, s) = \delta$ if $1 \in \mathcal{T}$ and $(\delta, \mathcal{T})\text{-counter}_1(\mathcal{G}, s, s) = 0$ otherwise. Now let us assume that for all vertices $v \in V(G)$ and some time step t it holds that $(\delta, \mathcal{T})\text{-counter}_t(\mathcal{G}, s, v) = \max_{\tau \in \mathcal{T}} (\delta, \tau)\text{-counter}_t(\mathcal{G}, s, v)$. Let us consider a time step $t + 1$. By the definition of the spreading process, $(\delta, \mathcal{T})\text{-counter}_{t+1}(\mathcal{G}, s, v) = \delta$ if and only if either $v = s$ and $t + 1 \in \mathcal{T}$ or $v \neq s$ and there exists a vertex $u \in V(G)$ such that $uv \in E_t$ and $(\delta, \mathcal{T})\text{-counter}_t(\mathcal{G}, s, u) > 0$. However, by the inductive hypothesis $(\delta, \mathcal{T})\text{-counter}_t(\mathcal{G}, s, u) = \max_{\tau \in \mathcal{T}} (\delta, \tau)\text{-counter}_t(\mathcal{G}, s, u)$ and there exists $\tau \in \mathcal{T}$ such that $(\delta, \tau)\text{-counter}_t(\mathcal{G}, s, u) > 0$ and consecutively $(\delta, \tau)\text{-counter}_{t+1}(\mathcal{G}, s, v) = \delta$. Now, if $v = s$ and $t + 1 \notin \mathcal{T}$, then $(\delta, \mathcal{T})\text{-counter}_{t+1}(\mathcal{G}, s, s) = (\delta, \mathcal{T})\text{-counter}_t(\mathcal{G}, s, s) - 1$, but the counter of s also decreases in every individual transmission in \mathcal{T} , so $(\delta, \mathcal{T})\text{-counter}_{t+1}(\mathcal{G}, s, s) = \max_{\tau \in \mathcal{T}} (\delta, \tau)\text{-counter}_{t+1}(\mathcal{G}, s, s)$. Finally, if for all $u \in V(G)$ such that $uv \in E_t$ we have that $(\delta, \mathcal{T})\text{-counter}_t(\mathcal{G}, s, u) = 0$, i.e., u is inactive, then the counter

on v decreases (or stays 0), but by the induction hypothesis, $(\delta, \mathcal{T})\text{-counter}_t(\mathcal{G}, s, u) = 0$ $\max_{\tau \in \mathcal{T}} (\delta, \tau)\text{-counter}_t(\mathcal{G}, s, u) = 0$ and the counter on v decreases by one (or stays 0) also for each individual transmission separately as well. Therefore, the statement holds also for $t + 1$, and by induction hypothesis it holds for all time steps in $[t_{\max}]$. \square

Given the above lemma, it is rather straightforward to construct an instance of SETCOVER or MAXIMUMCOVERAGE from each of our problems. Before we do so, let us formally define the MAXIMUMCOVERAGE problem. An instance of MAXIMUMCOVERAGE consists of a collection $\mathcal{S} = \{S_1, S_2, \dots, S_m\}$ of subsets over some universe U and a positive integers b and k , and we need to decide if there is a sub-collection $\mathcal{T} \subseteq \mathcal{S}$ of size b , such that $|\bigcup_{S \in \mathcal{T}} S| \geq k$. To obtain our algorithms, we use the following well-known result that can be found for example in Chapter 3 of [21].

Theorem 4. *Given an instance $\langle \mathcal{S}, b, k \rangle$ of MAXIMUMCOVERAGE, there is a polynomial time algorithm that either outputs a collection $\mathcal{T} \subseteq \mathcal{S}$ such that $|\mathcal{T}| = b$ and $|\bigcup_{S \in \mathcal{T}} S| \geq (1 - \frac{1}{e})k$ or correctly output that no collection of at most b sets covers at least k elements.*

Given Lemma 10, we can easily obtain the following two corollaries that establish the connection between our problems and MAXIMUMCOVERAGE.

Corollary 2. *Given a temporal graph $\mathcal{G} := \langle G, \mathcal{E} \rangle$ with lifetime t_{\max} , a source vertex s , and integer $\delta > 0$, one can in polynomial time construct a collection $\mathcal{S} = \{S_1, S_2, \dots, S_{t_{\max}}\}$ over $U = V(G) \setminus \{s\}$ such that for every $\mathcal{T} \subseteq [t_{\max}]$ it holds that $|\bigcup_{t \in [t_{\max}]} (\delta, \mathcal{T}) - \text{active}_t(\mathcal{G}, s)| = |\bigcup_{i \in \mathcal{T}} S_i|$.*

Proof. We can simply let $S_i = \bigcup_{t \in [t_{\max}]} (\delta, i) - \text{active}_t(\mathcal{G}, s)$. By Lemma 10, we get that $\bigcup_{t \in [t_{\max}]} (\delta, \mathcal{T}) - \text{active}_t(\mathcal{G}, s) = \bigcup_{t \in [t_{\max}]} \bigcup_{i \in \mathcal{T}} (\delta, i) - \text{active}_t(\mathcal{G}, s)$, which is clearly the same as $\bigcup_{i \in \mathcal{T}} \bigcup_{t \in [t_{\max}]} (\delta, i) - \text{active}_t(\mathcal{G}, s) = \bigcup_{i \in \mathcal{T}} S_i$. \square

Corollary 3. *Given a temporal graph $\mathcal{G} := \langle G, \mathcal{E} \rangle$ with lifetime t_{\max} , a source vertex s , a time step $t \in [t_{\max}]$, and integer $\delta > 0$, one can in polynomial time construct a collection $\mathcal{S} = \{S_1, S_2, \dots, S_{t_{\max}}\}$ over $U = V(G) \setminus \{s\}$ such that for every $\mathcal{T} \subseteq [t_{\max}]$ it holds that $|(\delta, \mathcal{T}) - \text{active}_t(\mathcal{G}, s)| = |\bigcup_{i \in \mathcal{T}} S_i|$.*

Proof. We can simply let $S_i = (\delta, i) - \text{active}_t(\mathcal{G}, s)$ and the statement follows directly by Lemma 10. \square

Corollary 2 together with Theorem 4 immediately implies the following result.

Theorem 5. *Given an instance $\langle \mathcal{G}, s, \delta, b, k \rangle$ of MAXSPREAD, there is a polynomial time algorithm that either outputs a transmission schedule \mathcal{T} , such that $|\mathcal{T}| = b$ and $|\bigcup_{t \in [t_{\max}]} (\delta, \mathcal{T}) - \text{active}_t(\mathcal{G}, s)| \geq (1 - \frac{1}{e})k$ or correctly output that no transmission schedule of size at most b leads to at least k active vertices overall.*

Combining Corollary 3 together with Theorem 4 we get the following.

Theorem 6. *Given an instance $\langle \mathcal{G}, s, \delta, b, k, t \rangle$ of MAXVIRALTSTEP, there is a polynomial time algorithm that either outputs a transmission schedule \mathcal{T} , such that $|\mathcal{T}| = b$ and $|(\delta, \mathcal{T}) - \text{active}_t(\mathcal{G}, s)| \geq (1 - \frac{1}{e})k$ or correctly output that no transmission schedule of size at most b leads to at least k active vertices at time step t .*

Finally, repeating the algorithm of the above theorem t_{\max} times we get.

Theorem 7. *Given an instance $\langle \mathcal{G}, s, \delta, b, k \rangle$ of MAXVIRAL, there is a polynomial time algorithm that either outputs a transmission schedule \mathcal{T} , such that $|\mathcal{T}| = b$ and $|\max_{t \in [t_{\max}]} (\delta, \mathcal{T}) - \text{active}_t(\mathcal{G}, s)| \geq (1 - \frac{1}{e})k$ or correctly output that no transmission schedule of size at most b leads to at least k active vertices at any time step.*

4. Window Constrained Schedules

In this section we consider two types of so called “window constraint” schedules, where we are only interested in transmission schedules satisfying some additional constraints. First we study fixed-window schedules. There the lifetime of the temporal graph is split into a number of disjoint time intervals and the transmission schedule needs to have exactly one transmission in each of the intervals. Then, we shift our attention to (x, y) -shifting window schedules, where the difference between two consecutive transitions should be between x and y . Both scenarios are associated with a new natural parameter: the *size*, w , of the window.

Note, if we do not restrict size of the window, then the results from the previous section extend rather straightforwardly. To see this, consider the fixed window case. Assume that we have an instance of MAXSPREAD for the unconstrained setting, on the temporal graph $\mathcal{G} = \langle G, \mathcal{E} \rangle$. Then, we could just create a new temporal graph $\mathcal{G}' = \langle G', \mathcal{E}' \rangle$ such that $G' = G$ and \mathcal{E}' is a concatenation of b copies of the sequence \mathcal{E} . In other words, \mathcal{G}' is the temporal graph, where we repeat \mathcal{G} b -many times. We then set the windows to have size t_{\max} each, i.e., first window contains time steps 1 to t_{\max} , second window from t_{\max} to $2t_{\max}$ and so on. It is rather straightforward to see that this reduction immediately gives hardness for MAXSPREAD. It is also not too hard to verify that using similar reductions as in previous section would give hardness for MAXVIRAL and MAXVIRALTSTEP, when the size of the window is not bounded by a constant. We can easily get hardness for shifting window schedules, using an argument that is nearly the same. This time, between the two consecutive copies of \mathcal{E} , we introduce t_{\max} many time steps without any edge, and we let $x = t_{\max}$ and $y = 2t_{\max}$.

On the other hand, if both the budget, b , and window size, w , were parameters, then we would immediately get that the lifetime is bounded by b times the (max) window size (or $y + 1$ in the case of (x, y) -shifting windows), so an exhaustive search already gives an algorithm running in time $\binom{b \cdot w}{b} \cdot \text{poly}(|V(G)| \cdot t_{\max})$, where w is the size of the window. For this reason, in the rest of the section we will consider the cases, where the budget is large (or unrestricted) and the size of the window is small. We will show that, unfortunately, the problem remains NP-hard even for constant size windows.

4.1. Fixed Window Schedules

In this section we prove that all three problems are NP-hard even for very restricted settings.

Theorem 8. MAXSPREAD with fixed window constraints is NP-hard for every $\delta \geq 1$ even when window size is 2δ , in every time step there are at most 3 active edges, every edge is active at most twice, and the underlying graph is a star with center the source s .

Proof. We show this by reduction from VERTEXCOVER on graphs with maximum degree three which is well known to be NP-complete [16]. In the VERTEXCOVER problem, we are given a graph $H = \langle V, E \rangle$ and an integer ℓ , and the question is whether there exists a set of vertices S such that $|S| \leq \ell$ and for all $e \in E$ we have $|e \cap S| \geq 1$.

Now, let $\langle H, \ell \rangle$ be an instance of VERTEXCOVER such that the degree of every vertex $h \in V(H)$ is at most three. We construct a temporal graph $\mathcal{G} = \langle G, \mathcal{E} \rangle$ as follows. First, for the sake of presentation of the proof, let $|V(H)| = n$, $|E(H)| = m$, and let us order the vertices and edges of H in an arbitrary but fixed order. That is let $V(H) = \{h_1, h_2, \dots, h_n\}$ and $E(H) = \{e_1, e_2, \dots, e_m\}$.

The vertices of \mathcal{G} are as follows:

- the source vertex s ;
- the set V_E containing m vertices, such that for every $e_j \in E(H)$ there is a vertex $v_j \in V_E$;
- the set U containing n vertices, such that for every $h_i \in V(H)$, there is a vertex $u_i \in U$.

The underlying graph G is then a star with center the vertex s and $t_{\max} = 2\delta \cdot (|V(H)| + 1)$. Every window will consist of 2δ time steps and will be associated with a single vertex of $V(H)$. So, window $1-2\delta$ is associated with h_1 , window $2\delta + 1-4\delta$ is associated with h_2, \dots , window $2\delta(n-1) + 1-2\delta \cdot n$ is associated with h_n . The last window is a “dummy” window that is only necessary in the case of $\delta = 1$. In this case, we might want to transmit at the time step $2\delta \cdot |V(H)|$ to activate some vertices, which we can only do if there is one more

time step to activate the vertices adjacent to s at time step $2\delta|V(H)|$. Consider now the window associated with h_i . At the first step inside this window, i.e. at $2\delta(i-1)+1$, there will be edges between s and every $v_j \in V_E$ such that h_i is incident with the edge e_j . Note that since the degree of h_i is at most 3, at most 3 edges have label $2\delta(i-1)+1$. Moreover, in $(\delta+1)$ -th time step inside the window $(2\delta(i-1)+\delta+1)$ there is an edge between s and u_i . That is exactly one edge – the edge su_i – has the label $2\delta(i-1)+\delta+1$.

Given the above construction of the temporal graph \mathcal{G} , we let $k = n + m - \ell$ and we claim that there exists a window constraint transmission schedule \mathcal{T} such that $\left| \bigcup_{t \in [t_{\max}]} (\delta, \mathcal{T}) - \text{active}_t(\mathcal{G}, s) \right| \geq k$ if and only if H admits a vertex cover with at most ℓ vertices. To see this, we only need to show that it only makes sense to transmit in 1st or $\delta+1$ st step in each window. Given this, we then observe that transmitting in the 1st time steps in the windows associated with the vertices of a vertex cover S and in $\delta+1$ st windows in the remaining time steps activates all but $|S|$ many vertices in U (precisely the vertices associated with the vertices in S).

First let us assume that S is a vertex cover of size at most ℓ . Then we construct \mathcal{T} as follows.

- For every $h_i \in S$, we let $2\delta(i-1)+1 \in \mathcal{T}$;
- For every $h_i \in V(H) \setminus S$, we let $2\delta(i-1)+\delta+1 \in \mathcal{T}$;
- We let $2\delta \cdot |V(H)| + 1 \in \mathcal{T}$.

Note that since S is a vertex cover, then for $e_j \in E(H)$, there exists $h_i \in V(H)$ such that $h_i \in e_j$ (i.e., h_i is incident with e_j). Hence, $v_j \in V_E$ gets influenced at the time step $2\delta(i-1)+2 \in \mathcal{T}$, because $2\delta(i-1)+1 \in \mathcal{T}$ and the edge sv_j has label $2\delta(i-1)+1$. It follows that all vertices in V_E get activated at some time step. On the other hand, for every $h_i \in V(H) \setminus S$ we transmit in the time step $2\delta(i-1)+\delta+1 \in \mathcal{T}$ and the edge su_i has the label $2\delta(i-1)+\delta+1$ so u_i gets influenced in the consecutive step. Therefore, all $u_i \in U$ with $h_i \in V(H) \setminus S$ are activated. It follows that overall $|V_E| + |V(H) \setminus S| = m + n - |S| \geq m + n - \ell = k$ vertices get activated in total.

On the other hand, let \mathcal{T} be a window constraint transmission schedule such that $\left| \bigcup_{t \in [t_{\max}]} (\delta, \mathcal{T}) - \text{active}_t(\mathcal{G}, s) \right| \geq k$. First let us make few observations about \mathcal{T} and \mathcal{G} . The difference between any two distinct time steps τ_1, τ_2 such that both E_{τ_1} and E_{τ_2} are nonempty is at least δ and hence one transmission can only affect one time step. We would like to assume that the transmission that affects time step in the window associated with h_i also happened in that window. That is not always possible. If we transfer in time step $2\delta(i-1)+\delta+2$ (or any time later than that before $2\delta i$), the transmission is still active at time step $2\delta i+1$. However, note that in this case we could not transmit between $2\delta(i-1)+2$ and $2\delta(i-1)+\delta+1$, as we already transmitted within that window. So u_i never gets influenced. On the other hand, if we change our transmission schedule such that we transmit at $2\delta(i-1)+\delta+1$ and at $2\delta i+1$, then u_i gets influenced, all edges that are influenced by transmission $2\delta(i-1)+\delta+2$ in the time step $2\delta i+1$ still get influenced, we only also removed original transmission of the window $2\delta i+1-2\delta(i+1)$. However, if we apply this argument always on the maximum i such that we transmit in a time step after $2\delta(i-1)+\delta+2$ within the i -th window, then only possibly the vertex u_{i+1} does not get influenced, but this is compensated by the fact that we now influence u_i that we did not originally. It follows that this does not decrease the number of vertices we influence and we can assume that in every window we transmit between 1-st and $\delta+1$ -st step inside the window. Furthermore, notice that if for some $e_j = h_{i_1}h_{i_2}$ the vertex $v_j \in V_E$ is not influenced at all, then we can replace transmission $\tau_{i_1} = 2\delta(i_1-1)+r$ for some r between 2 and $\delta+1$ by $\tau'_{i_1} = 2\delta(i_1-1)+1$ that remove u_{i_1} from the influenced vertices, but adds e_j , so it does not decrease the number of influenced vertices by \mathcal{T} overall. By repeating this argument, it follows that we can always assume that all vertices in V_E are influenced at some point. Since, $\left| \bigcup_{t \in [t_{\max}]} (\delta, \mathcal{T}) - \text{active}_t(\mathcal{G}, s) \right| \geq k = n + m - \ell$, it follows that at least $n - \ell$ vertices of U are influence. Therefore there is a set $\mathcal{S} \subseteq \mathcal{T}$ of are at most ℓ transmissions τ_i such that $\tau_i = 2\delta(i_1-1)+1$ for some $i \in [n]$. It is easy to verify that $S = \{h_i \mid 2\delta(i-1)+1 \in \mathcal{S}\}$ is a vertex cover of G with at most ℓ vertices. \square

Similarly as in the previous section, we can rather straightforwardly modify the above proof to obtain the NP-hardness for MAXVIRAL and MAXVIRALTSTEP.

Theorem 9. *MAXVIRAL and MAXVIRALTSTEP with fixed window constraints are both NP-hard even when the window size is 2δ , for every $\delta \geq 1$.*

Proof. Let $\langle \mathcal{G}, s, b, \delta, k \rangle$ be an instance of MAXSPREAD with window size 2δ , such that the underlying graph of \mathcal{G} is a star with source s . Since, s cannot get influenced by vertices in $V(G) \setminus \{s\}$, it suffices to make sure that once we influence a vertex in $V(G) \setminus \{s\}$ it will stay influenced forever. This can be done by adding a pendant vertex to every leaf of the star and make the edge between this new vertex and the original leaf active in every time step (have all the labels in $[t_{\max}]$). It is rather straightforward to see that once a neighbor v of s is influenced, then it will influence the pendant p_v adjacent to it and these two vertices will be influencing each other forever. The only thing we need to pay attention to is that if $\delta = 1$, then these two vertices alternate in which is influenced and else they are both influenced all the time. Hence to get instance $\langle \mathcal{G}', s, b, \delta, k' \rangle$ of MAXVIRAL we need to set $k' = k$ if $\delta = 1$ and $k' = 2k$ otherwise. Finally, for MAXVIRALTSTEP we just ask for the number of active vertices to be maximized at the time step t_{\max} . \square

4.2. Shifting Window Schedules

The hardness results for the shifting windows case follow rather easily from the proofs in the previous section. For MAXSPREAD, we follow the same reduction as in Theorem 8, but: we add additional δ time steps between any two consecutive windows; each time step will be empty, i.e. it will not contain any edges; we ask for $(2\delta, 4\delta)$ -shifting window. This guarantees that we can always transmit in every window of size 3δ , either at time step $3i\delta + 1$ or at time step $3i\delta + \delta + 1$, which are the only two time steps within the window than contain some edges. Moreover, the lower value of the window, 2δ , guarantees that s cannot be active during both of the time steps within one window.

Theorem 10. *MAXSPREAD with $(2\delta, 4\delta)$ -shifting window constraints is NP-hard, for every $\delta \geq 1$, even when in every time step there are at most 3 active edges, every edge is active at most twice, and the underlying graph is a star with the center in the source s .*

Following a similar argument to Theorem 9 of adding pendants to the leaves of the star in order to make vertices active forever (or alternating between original leaf and pendant in case of $\delta = 1$) once activated, we get the following.

Theorem 11. *MAXVIRAL and MAXVIRALTSTEP $(2\delta, 4\delta)$ -shifting window constraints is NP-hard for every $\delta \geq 1$.*

5. Schedules on Periodic Graphs

In this section we investigate the complexity of our three problems on periodic temporal graphs. A periodic temporal graph is given to us in the exactly same way as the temporal graph defined in Section 2. The only difference is that after reaching the time step t_{\max} instead of stopping the time, the temporal graph repeats itself from time step 1. More precisely, given a *temporal graph* $\mathcal{G} := \langle G, \mathcal{E} \rangle$, where $\mathcal{E} = (E_1, E_2, \dots, E_{t_{\max}})$, if we say that \mathcal{G} is a periodic graph, then edge with label $i \in [t_{\max}]$ is available not only in time step i but in every time step $i + j \cdot t_{\max}$, where $j \in \mathbb{N}$. In this case, we call t_{\max} the *period* of \mathcal{G} .

Note that while in previous sections we only needed to simulate the spreading process until time step t_{\max} , this is now not the case and the spreading process continues infinitely. However, our questions still make sense and we can even upper bound the number of steps we need to simulate. It is not so difficult to see that there are at most $(\delta + 1)^{|V(G)|}$ different combinations of counter values on the vertices of the graph G . Thus, after simulating at most $(\delta + 1)^{|V(G)|} \cdot t_{\max}$ steps of the spreading process, some combination of counters will appear at time steps $i + j \cdot t_{\max}$ and $i + j' \cdot t_{\max}$ for some $i \in [t_{\max}]$. Since the process is deterministic, if there is no new transmission between these two time steps, we end up repeating exactly the same sequence of combinations of counter values (and hence active vertices), as we have between these two time steps. Therefore, the time between any two consecutive transmissions in a solution to any of our problems, does not need to be more than $(\delta + 1)^{|V(G)|} \cdot t_{\max}$ steps apart. Thus, for any such solution we need to simulate $(\delta + 1)^{|V(G)|} \cdot t_{\max} \cdot (b + 1)$ steps, where b is the budget we are given.

In what follows, we consider the situation when the period t_{\max} is small, i.e., we study the parameterized complexity of the problem with respect to the parameter t_{\max} . Before we prove our results, we would like to

highlight that restricting the period is necessary if we hope to get any positive results for the problem. This is because adding $\delta + 1$ new labels $E_{t_{\max}+1}, E_{t_{\max}+2}, \dots, E_{t_{\max}+\delta+1}$ where $E_j = \emptyset$ for all j between $t_{\max} + 1$ and $t_{\max} + \delta + 1$, gives us a periodic graph in which all vertices (other than s) are always inactive when the period starts. Hence, the idea described above effectively reduces the problem on periodic temporal graphs to the problem when we are given non-periodic temporal graphs.

Let us now consider MAXSPREAD. Since we only care about which vertices are activated at least once, but do not care about synchronicity, we immediately get from the application of Lemma 10 that we only need to consider transmitting within the first period. So, if $b \geq t_{\max}$, then clearly an optimal solution is to just transmit t_{\max} times in total – in every time step within the first period. On the other hand, if $b < t_{\max}$, then we can enumerate all $\binom{t_{\max}}{b} < 2^{t_{\max}}$ possibilities to transmit in b different time steps within the first period. However, there is still one issue to resolve: our upper bound $(\delta + 1)^{|V(G)|} \cdot t_{\max} \cdot (b + 1)$ on the number of steps we need to simulate is too large. In the next theorem we prove that, if we only care about whether a vertex has been activated or not, then we can overcome this large upper bound and show that the number of steps we need to simulate is actually only at most $(|V(G)| + 1) \cdot t_{\max} \cdot \delta$.

Theorem 12. MAXSPREAD can be solved in $2^{t_{\max}} \cdot \text{poly}(|V(G)|)$ time on a periodic temporal graph $\mathcal{G} = \langle G, \mathcal{E} \rangle$ with period t_{\max} .

Proof. Given two transmission times $\tau_1 < \tau_2$ such that $\tau_2 - \tau_1 = 0 \pmod{t_{\max}}$, it is straightforward to see that $(\delta, \tau_1) - \text{active}_t(\mathcal{G}, s) = (\delta, \tau_2) - \text{active}_{t+\tau_2-\tau_1}(\mathcal{G}, s)$. Therefore, $\bigcup_{t \in \mathbb{N}} (\delta, \tau_1) - \text{active}_t(\mathcal{G}, s) = \bigcup_{t \in \mathbb{N}} (\delta, \tau_2) - \text{active}_t(\mathcal{G}, s)$. Therefore, if we are looking for transmission schedule \mathcal{T} that maximizes $\bigcup_{t \in \mathbb{N}} (\delta, \mathcal{T}) - \text{active}_t(\mathcal{G}, s)$, it is a straightforward application of Lemma 10 (by replacing the order in which we do the union), we can always in \mathcal{T} replace τ_1 by τ_2 and vice versa. Moreover, if τ_1 is already in \mathcal{T} , adding τ_2 does not change the set of activated vertices. Hence, we can assume that we only transmit within the first t_{\max} time steps. Given this restriction, there are at most $2^{t_{\max}}$ possible transmission schedules and to determine whether we can activate at least k vertices, it suffices to compute the set of activated vertices for each of the schedules of size $\min\{b, t_{\max}\}$. It remains to show that given a fixed transmission schedule we can compute the set of activated vertices in polynomial time. To do so, we show that it suffices to simulate $(|V(G)| \cdot t_{\max} \delta)$ time steps after last time the source transmitted and after this step, no new vertex will be activated (there can still be new combinations of vertices activated at the same time, but they will consist of only the vertices that have already been active before).

From now on consider a fixed $\mathcal{T} \subseteq [t_{\max}]$ and a vertex v that have been for the first time activated at time step i . We show that $i \leq (|V(G)| + 1) \cdot t_{\max} \cdot \delta$. The reason that v got activated at time step i is that there is a vertex u that is active and a neighbour of v at time step $i - 1$ (i.e., $uv \in E_j$ for $j = (i - 2 \pmod{t_{\max}}) + 1$). For that to be case, vertex u was activated at time step $j \geq i - \delta$ either by its neighbour w in time step $j - 1$ or $u = s$ and it transmitted at j . If we continue this reasoning until we reach s at some time step i_0 , we can construct a sequence $(s, i_0), (u_1, i_1), (u_2, i_2), \dots, (u_q, i_q) = (v, i)$ such that for all $j \in [q]$ the vertex u_j has been activated at the time i_j because the vertex u_{j-1} was its neighbor and at the same time active at the time step $i_j - 1$. Note that for all $j \in [q]$ we have $i_j - i_{j-1} \leq \delta$ and $i_0 \leq t_{\max}$. Hence it suffices to show that $q \leq |V(G)| \cdot t_{\max}$. Now assume, for the sake of contradiction, that $q > |V(G)| \cdot t_{\max}$, then there are two pairs (u_j, i_j) and $(u_{j'}, i_{j'})$ such that $j < j'$, $u_j = u_{j'}$, and $i_j - i_{j'} = 0 \pmod{t_{\max}}$. However, then the sequence $(s, i_0), (u_1, i_1), (u_2, i_2), \dots, (u_j, i_j), (u_{j'+1}, i_{j'+1} - (i_j - i_{j'})), (u_{j'+2}, i_{j'+2} - (i_j - i_{j'})), \dots, (u_q, i_q - (i_j - i_{j'})) = (v, i - (i_j - i_{j'}))$ also give us a sequence such that for all $\ell \in [q]$ the vertex u_ℓ has been activated at the time i_ℓ because the vertex $u_{\ell-1}$ was its neighbor and at the same time active at the time step $i_\ell - 1$. This is because the vertex $u_j = u_{j'}$ has been activated at the time step i_j and because $i_{j'} - i_j$ is divisible by t_{\max} , it follows that edge $u_j u_{j'+1}$ is also active at time step $i_{j'+1} - (i_j - i_{j'}) - 1$, as it is active at time step $i_{j'+1} - 1$. So, $u_{j'+1}$ gets indeed activated and repeating this argument inductively, v gets activated at the time step $i - (i_j - i_{j'})$ which contradicts i being the first time step when v gets activated. It follows that $q \leq |V(G)| \cdot t_{\max}$ and since $i_j - i_{j-1} \leq \delta$ and $i_0 \leq t_{\max}$ it follows that $(|V(G)| + 1) \cdot t_{\max} \cdot \delta$. The theorem follows by trying all transmission schedules than transmit only in the first t_{\max} steps and running the spreading process for $(|V(G)| + 1) \cdot t_{\max} \cdot \delta$ steps for each. Each time we check if at least k vertices have been activated. \square

Notice that if $\delta > t_{\max}$, then every vertex with at least one neighbor in the underlying graph will remain active forever after being activated. Therefore, in this case, both MAXVIRAL and MAXVIRALTSTEP always

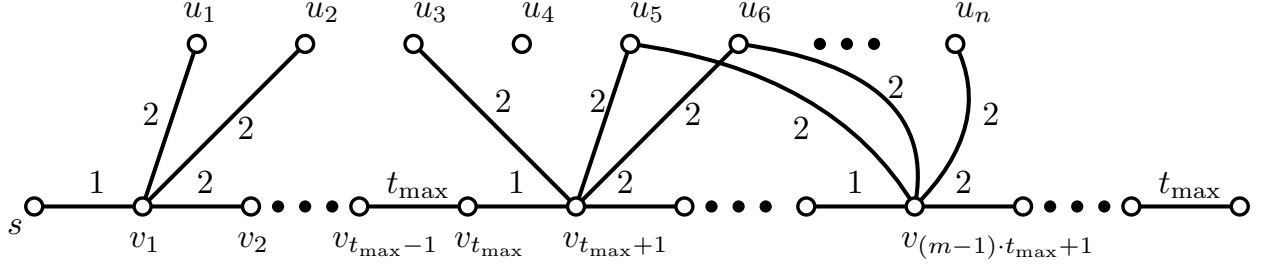


Figure 5: Illustration of the reduction described in Theorem 13. There is a path $s, v_1, \dots, v_{m \cdot t_{\max}}$ with cycling labels $1, 2, \dots, t_{\max}, 1, 2, \dots$ and vertices u_1, \dots, u_n . Vertex v_1 is adjacent to u_1 and u_2 with label 2 on the two edges representing $S_0 = \{1, 2\}$. Similarly, $v_{t_{\max}+1}$ is adjacent to u_3, u_5, u_6 with label 2, representing $S_1 = \{u_3, u_5, u_6\}$ and so on.

require budget at most two: transmitting at time step 1 will make every connected component of $G - \{s\}$ active by time step $|V(G)| \cdot t_{\max}$; then transmit one more time to activate the singletons in $G - \{s\}$. On the other hand, perhaps surprisingly, we will show that the problem is NP-hard whenever $\delta < t_{\max}$.

Theorem 13. *MAXVIRAL and MAXVIRALTSTEP are NP-hard and $\mathbb{W}[2]$ -hard parameterized by the budget b . Moreover, this holds for every pair of δ, t_{\max} , such that $\delta < t_{\max}$, $t_{\max} \geq 2$ and $\delta \geq 1$.*

Proof. Let $\langle \mathcal{S}, N, b \rangle$ be an instance of SETCOVER such that $\mathcal{S} = \{S_0, S_1, \dots, S_{m-1}\}$. Without loss of generality let us assume that $N = [n]$ for some $n \in \mathbb{N}$. Given any δ, t_{\max} , such that $\delta < t_{\max}$, $t_{\max} \geq 2$, $\delta \geq 1$, we are going to construct an input $\langle \mathcal{G}, s, \delta, b, k \rangle$ for MAXVIRAL and MAXVIRALTSTEP such that if \mathcal{S} admits a set cover of size at most b , then there exists a transmission schedule \mathcal{T} of size at most b such that $|(\delta, \mathcal{T}) - \text{active}_t(\mathcal{G}, s)| \geq k$, where $t = (m-1) \cdot t_{\max} + \delta + 2$ and $\max_{t \in [t_{\max}]} |(\delta, \mathcal{T}) - \text{active}_t(\mathcal{G}, s)| < k$ otherwise. We set $k = n + b \cdot \delta$.

The temporal graph \mathcal{G} is constructed as follows. See also Figure 5 for the illustration of the reduction. The vertex set of \mathcal{G} consists of:

- source vertex s ;
- $q = m \cdot t_{\max}$ many vertices $V_1 = \{v_1, v_2, \dots, v_q\}$;
- vertices $V_2 = \{u_1, u_2, \dots, u_n\}$.

The temporal edges of \mathcal{G} are as follows:

- edge sv_1 with label 1;
- for every $i \in [q-1]$, edge $v_i v_{i+1}$ with label $(i \bmod t_{\max}) + 1$;
- for every set $S_j \in \mathcal{S}$ and every $i \in S_j$, there is an edge between $v_{(j \cdot t_{\max}) + 1}$ and u_i with label 2.

Note that edges between u_i 's and v_j 's have all label 2. It follows that any of u_i 's can only be activated in time step $\ell \cdot t_{\max} + 3$ for some $\ell \in \mathbb{N}$ and it will be active in time steps $\ell \cdot t_{\max} + 3, \ell \cdot t_{\max} + 4, \dots, \ell \cdot t_{\max} + \delta + 2$. In particular, since $\delta < t_{\max}$, it will not be active in time step $(\ell + 1) \cdot t_{\max} + 3$ anymore. Therefore, a vertex v_j , $j \in [q]$ will never be activated by u_i , $i \in [n]$. Now, note that $(s, v_1, v_2, \dots, v_q)$ forms a path such that the labels on the two consecutive edges always increase by one up to t_{\max} and the label after t_{\max} is 1 again. This means that v_i for $i \in [q]$ can only be activated in time step $\ell \cdot t_{\max} + (i \bmod t_{\max}) + 1$ from v_{i-1} (or s in case of v_1) and because $\delta < t_{\max}$ v_i will not be anymore active at time step $(\ell + 1) \cdot t_{\max} + (i \bmod t_{\max})$, when the edge $v_{i-1}v_i$ is active again. Given the above discussion, it is rather straightforward to verify that for the source s it only make sense to transmit at the time step τ such that $\tau = \ell \cdot t_{\max} + 1$ for some $\ell \in \mathbb{N}$, else either its counter runs out before spreading to v_1 or it only spreads to v_1 at the next time step τ' such that $\tau' \bmod t_{\max} = 1$. Now, if s transmits at $\tau = \ell \cdot t_{\max} + 1$, then at the time step t , only the vertices $v_{t-\tau-\delta}, \dots, v_{t-\tau-1}$ in V_1 are active. Moreover, if $t - \tau = j \cdot t_{\max} + r$, where $r \in \{2, 3, \dots, \delta + 1\}$, then at the time step t , the vertices $u_i \in V_2$ such that $i \in S_j$ are also active at the time step t and these are the only vertices of V_2 that are activated at time step t by the transmission at the time step τ . More precisely, if

$t - \tau = j \cdot t_{\max} + r$, where $r \in \{2, 3, \dots, \delta + 1\}$, then $(\delta, \tau) - \text{active}_t(\mathcal{G}, s) = \{v_{t-\tau-\delta}, \dots, v_{t-\tau-1}\} \cup \bigcup_{i \in S_j} \{u_i\}$, else $(\delta, \tau) - \text{active}_t(\mathcal{G}, s) = \{v_{t-\tau-\delta}, \dots, v_{t-\tau-1}\}$.

Given the above discussion and Lemma 10, we can quite easily argue that a transmission schedule $\mathcal{T} = \{\tau_1, \dots, \tau_b\}$ that activates at least $k = n + b \cdot \delta$ many vertices at time step t , then we can construct a set cover of \mathcal{S} of size b . Namely, it follows that if we transmit at most b times, then at most $b \cdot (\delta - 1)$ many vertices in V_1 can be active at the same time and in order for $k = n + b \cdot \delta$ many vertices to be active at time step t , all the vertices in V_2 have to be active. It follows that $\mathcal{T} = \{\tau_1, \dots, \tau_b\}$ such that for all $i \in [b]$, $t - \tau_i = j_i \cdot t_{\max} + r_i$, where $r_i \in \{2, 3, \dots, \delta + 1\}$, and $\bigcup_{i \in [b]} S_{j_i} = [n]$, therefore \mathcal{S} admits a set cover of size at most b .

On the other hand, the above discussion implies that if $t = (m - 1) \cdot t_{\max} + \delta + 2$, then for every τ such that $\tau = (m - j)t_{\max} + 1$ it holds that $(\delta, \tau) - \text{active}_t(\mathcal{G}, s) = \{v_{j t_{\max} + 2}, v_{j t_{\max} + 3}, \dots, v_{j t_{\max} + \delta + 1}\} \cup \bigcup_{i \in S_j} \{u_i\}$. Hence, it follows that if S_{j_1}, \dots, S_{j_b} is a set cover, then by $\mathcal{T} = \{(m - j_b)t_{\max} + 1, (m - j_{b-1})t_{\max} + 1, \dots, (m - j_1)t_{\max} + 1\}$ is a transmission schedule that activates all the vertices in V_2 and $b \cdot \delta$ many vertices in V_1 at the time t , that is $|(\delta, \mathcal{T}) - \text{active}_t(\mathcal{G}, s)| = k$. Hence, if \mathcal{S} admits a set cover of size at most b , then we also have a transmission schedule such that $|(\delta, \mathcal{T}) - \text{active}_t(\mathcal{G}, s)| \geq k$ satisfying both MAXVIRALTSTEP at time step $t = (m - 1) \cdot t_{\max} + \delta + 2$ and MAXVIRAL.

Note that this reduction is polynomial time reduction and the size of set cover translates to the size of the transmission schedule. Hence the statement of the theorem follows from the fact that SETCOVER is NP-hard and W[2]-hard by the size of the sought set cover. \square

6. Discussion

In this paper we have explored the complexity of influence maximization on temporal graphs with a single fixed source. We have focused on four objectives, MAXSPREAD, MAXVIRAL, MAXVIRALTSTEP, and MINNONVIRALTIME under three different settings, which are naturally motivated by real life scenarios. We have proved that in almost every case, the problem is intractable.

In this section we discuss the connections our model has with some other problems arising in temporal graphs; we compare our spreading dynamics with the “standard” SIS model; and we highlight some open questions that deserve extra study.

Comparison with the SIS model. As we have explained in Section 2, the spreading dynamics we consider allow, “renewal” of the influence. In other words, a vertex will reset its counter to δ every time it is adjacent to an active vertex, even if it is *already* active. In contrast, the original SIS model does not allow this; a vertex u becomes active at time step $t + 1$ only if at time step t , vertex u is (a) inactive and (b) adjacent to an active vertex. This difference makes the two processes behave very differently. In fact, under the SIS model, the size of active vertices does not monotonically increase with the number of transmissions; Figure 6 demonstrates this. It is not too difficult to verify that all of our hardness results, both NP-hardness and W[2]-hardness, apply under the SIS spreading model. This is because the structure of our instances is designed in a way that does not allow for renewal. On the other hand though, our positive result for periodic graphs is no longer valid under SIS model. The complexity of the problem is an interesting question, mainly because of the non-monotonicity of the active vertices when SIS is used.

Open Problem 1. What is the complexity of MAXSPREAD for periodic graphs under the SIS spreading model?

Connection to restless temporal walks. A *temporal walk* in $\langle G, \mathcal{E} \rangle$ from vertex v_1 to vertex v_w is a sequence of edges $W = (v_i v_{i+1}, t_i)_{i=1}^{w-1}$ such that for every $i \in [w]$ it holds that $v_i v_{i+1} \in E_{t_i}$, i.e. $v_i v_{i+1}$ is available at time step t_i and time steps are strictly increasing, i.e. if $i < j$ then $t_i < t_j$. Observe that a vertex v can appear multiple times in a temporal walk; in a temporal path this is *not* allowed. A *temporal walk* $W = (v_i v_{i+1}, t_i)_{i=1}^{w-1}$ is called δ -restless if $t_i < t_{i+1} < t_i + \delta$, for every $i \in [w]$. Then observe that $(\delta, \tau) - \text{active}_t(\mathcal{G}, s)$ is equal to the set of vertices for which there exists a (δ, τ) -restless temporal walk from s with arrival time between t and $t - \delta$. Restless walks have been studied in the past [5], albeit from a different point of view compared to ours.

Open questions. We have resolved the complexity of the four objectives for almost every class of graphs. Though, there exist some intriguing questions that will complete the complexity-landscape of the problem.

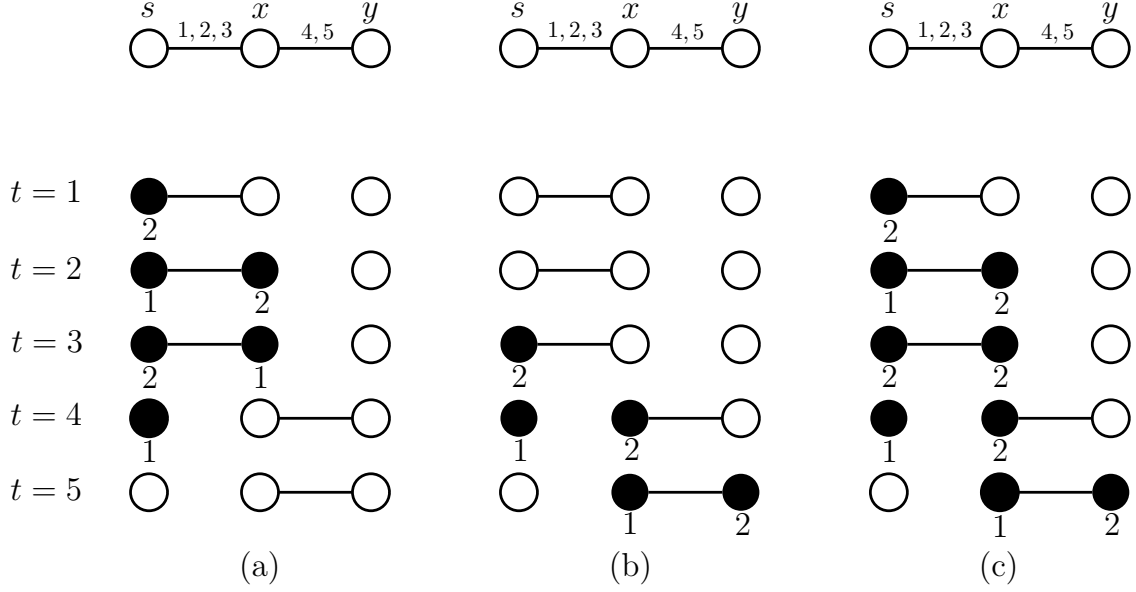


Figure 6: Comparison between transmission schedules for SIS and our spreading dynamics where $\delta = 2$, on the temporal path with vertices s, x, y . (a) SIS dynamics with (a) $\mathcal{T} = (1, 3)$; (b) SIS dynamics with $\mathcal{T} = (3)$; (c) our dynamics with $\mathcal{T} = (1, 3)$. Solid vertices depict active vertices. The number below each vertex is its counter at the specific timestep.

Open Problem 2. Do MAXVIRAL and MAXVIRALTSTEP on periodic graphs belong to NP, or are they complete for some other class, like PSPACE?

Observe that the infinite lifetime of the graph makes the problem of verifying objectives MAXVIRAL and MAXVIRALTSTEP non trivial. An intermediate question is the following, since our hardness reduction cannot be trivially extended in order to resolve it.

Open Problem 3. Are MAXVIRAL and MAXVIRALTSTEP on periodic graphs NP-hard when $\delta = t_{\max}$, i.e. when δ equals the period of the graph?

The next question is concerned about the case where the underlying graph is a path. Some initial observations show that MAXSPREAD in the unconstrained setting is tractable. However, for the remaining combinations of objectives and transmission schedules, the problem remains wide open.

Open Problem 4. What is the complexity of the four objectives when the underlying graph is a path?

The last question concerns with studying MINNONVIRALTIME in the last two transmission schedules.

Open Problem 5. What is the complexity of MAXSPREAD for window constrained schedules and periodic graphs?

References

- [1] Charu C Aggarwal, Shuyang Lin, and Philip S Yu. On influential node discovery in dynamic social networks. In *Proceedings of the 2012 SIAM International Conference on Data Mining*, pages 636–647. SIAM, 2012.
- [2] Hee-Kap Ahn, Siu-Wing Cheng, Otfried Cheong, Mordecai Golin, and Rene Van Oostrum. Competitive facility location: the Voronoi game. *Theoretical Computer Science*, 310(1):457–467, 2004.
- [3] Noga Alon, Michal Feldman, Ariel D Procaccia, and Moshe Tennenholtz. A note on competitive diffusion through social networks. *Information Processing Letters*, 110(6):221–225, 2010.
- [4] Akhil Arora, Sainyam Galhotra, and Sayan Ranu. Debunking the myths of influence maximization: An in-depth benchmarking study. In *Proceedings of the 2017 ACM international conference on management of data*, pages 651–666, 2017.
- [5] Matthias Bentert, Anne-Sophie Himmel, André Nichterlein, and Rolf Niedermeier. Efficient computation of optimal temporal walks under waiting-time constraints. *Applied Network Science*, 5(1):1–26, 2020.
- [6] Niclas Boehmer, Vincent Froese, Julia Henkel, Yvonne Lasars, Rolf Niedermeier, and Malte Renken. Two influence maximization games on graphs made temporal. In *Proceedings of the Thirtieth International Joint Conference on Artificial Intelligence, IJCAI-21*, pages 45–51, 2021. doi:10.24963/ijcai.2021/7.
- [7] Wei Chen, Laks VS Lakshmanan, and Carlos Castillo. Information and influence propagation in social networks. *Synthesis Lectures on Data Management*, 5(4):1–177, 2013.
- [8] Wei Chen, Wei Lu, and Ning Zhang. Time-critical influence maximization in social networks with time-delayed diffusion process. In *Twenty-Sixth AAAI Conference on Artificial Intelligence*, page 592–598, 2012.
- [9] Marek Cygan, Fedor V. Fomin, Lukasz Kowalik, Daniel Lokshтанov, Dániel Marx, Marcin Pilipczuk, Michal Pilipczuk, and Saket Saurabh. *Parameterized Algorithms*. Springer, 2015. doi:10.1007/978-3-319-21275-3.
- [10] Rod G Downey and Michael R Fellows. Fixed-parameter tractability and completeness i: Basic results. *SIAM Journal on computing*, 24(4):873–921, 1995.
- [11] Rodney G. Downey and Michael Fellows. *Fundamentals of parameterized complexity*. Texts in Computer Science. Springer, 2013.
- [12] Christoph Dürr and Nguyen Kim Thang. Nash equilibria in Voronoi games on graphs. In *European Symposium on Algorithms*, pages 17–28. Springer, 2007.
- [13] Şirag Erkol, Dario Mazzilli, and Filippo Radicchi. Influence maximization on temporal networks. *Physical Review E*, 102(4):042307, 2020.
- [14] Şirag Erkol, Dario Mazzilli, and Filippo Radicchi. Effective submodularity of influence maximization on temporal networks. *Physical Review E*, 106(3):034301, 2022.
- [15] Naoka Fukuzono, Tesshu Hanaka, Hironori Kiya, Hirotaka Ono, and Ryogo Yamaguchi. Two-player competitive diffusion game: Graph classes and the existence of a Nash equilibrium. In *International Conference on Current Trends in Theory and Practice of Informatics*, pages 627–635. Springer, 2020.
- [16] M. R. Garey and David S. Johnson. *Computers and Intractability: A Guide to the Theory of NP-Completeness*. 1979.
- [17] Nathalie TH Gayraud, Evaggelia Pitoura, and Panayiotis Tsaparas. Diffusion maximization in evolving social networks. In *Proceedings of the 2015 acm on conference on online social networks*, pages 125–135, 2015.

- [18] Jacob Goldenberg, Barak Libai, and Eitan Muller. Talk of the network: A complex systems look at the underlying process of word-of-mouth. *Marketing letters*, 12(3):211–223, 2001.
- [19] Jacob Goldenberg, Barak Libai, and Eitan Muller. Using complex systems analysis to advance marketing theory development: Modeling heterogeneity effects on new product growth through stochastic cellular automata. *Academy of Marketing Science Review*, 9(3):1–18, 2001.
- [20] Adrien Guille, Hakim Hacid, Cecile Favre, and Djamel A Zighed. Information diffusion in online social networks: A survey. *ACM Sigmod Record*, 42(2):17–28, 2013.
- [21] Dorit S Hochba. Approximation algorithms for np-hard problems. *ACM Sigact News*, 28(2):40–52, 1997.
- [22] Petter Holme and Jari Saramäki. Temporal networks. *Physics reports*, 519(3):97–125, 2012.
- [23] Vamsi Kanuri, Yixing Chen, and Shrihari Sridhar. Scheduling content on social media: Theory, evidence, and application. *Journal of Marketing*, 86:89–108, 11 2018. doi:10.1177/0022242918805411.
- [24] David Kempe, Jon Kleinberg, and Amit Kumar. Connectivity and inference problems for temporal networks. *Journal of Computer and System Sciences*, 64(4):820–842, 2002.
- [25] David Kempe, Jon Kleinberg, and Éva Tardos. Maximizing the spread of influence through a social network. In *Proceedings of the ninth ACM SIGKDD international conference on Knowledge discovery and data mining*, pages 137–146, 2003.
- [26] Jinha Kim, Wonyeol Lee, and Hwanjo Yu. Ct-ic: Continuously activated and time-restricted independent cascade model for viral marketing. *Knowledge-Based Systems*, 62:57–68, 2014.
- [27] Yuchen Li, Ju Fan, Yanhao Wang, and Kian-Lee Tan. Influence maximization on social graphs: A survey. *IEEE Transactions on Knowledge and Data Engineering*, 30(10):1852–1872, 2018.
- [28] Su-Chen Lin, Shou-De Lin, and Ming-Syan Chen. A learning-based framework to handle multi-round multi-party influence maximization on social networks. In *Proceedings of the 21th ACM SIGKDD International Conference on Knowledge Discovery and Data Mining*, pages 695–704, 2015.
- [29] Manuel Gomez Rodriguez, David Balduzzi, and Bernhard Schölkopf. Uncovering the temporal dynamics of diffusion networks. *arXiv preprint arXiv:1105.0697*, 2011.
- [30] Kevin Scaman, Rémi Lemonnier, and Nicolas Vayatis. Anytime influence bounds and the explosive behavior of continuous-time diffusion networks. *Advances in Neural Information Processing Systems*, 28, 2015.
- [31] Nemanja Spasojevic, Zhisheng Li, Adithya Rao, and Prantik Bhattacharyya. When-to-post on social networks. In *Proceedings of the 21th ACM SIGKDD International Conference on Knowledge Discovery and Data Mining*, pages 2127–2136, 2015.
- [32] Jimeng Sun and Jie Tang. A survey of models and algorithms for social influence analysis. In *Social network data analytics*, pages 177–214. Springer, 2011.
- [33] V Tejaswi, PV Bindu, and P Santhi Thilagam. Diffusion models and approaches for influence maximization in social networks. In *2016 International Conference on Advances in Computing, Communications and Informatics (ICACCI)*, pages 1345–1351. IEEE, 2016.
- [34] Wenjun Wang and W Nick Street. Modeling and maximizing influence diffusion in social networks for viral marketing. *Applied network science*, 3(1):1–26, 2018.
- [35] Miao Xie, Qiusong Yang, Qing Wang, Gao Cong, and Gerard De Melo. Dynadiffuse: A dynamic diffusion model for continuous time constrained influence maximization. In *Twenty-Ninth AAAI Conference on Artificial Intelligence*, 2015.

- [36] Ali Zarezade, Utkarsh Upadhyay, Hamid R. Rabiee, and Manuel Gomez-Rodriguez. Redqueen: An online algorithm for smart broadcasting in social networks. *WSDM '17*, page 51–60, New York, NY, USA, 2017. Association for Computing Machinery. doi:10.1145/3018661.3018684.
- [37] Huiyuan Zhang, Thang N Dinh, and My T Thai. Maximizing the spread of positive influence in online social networks. In *2013 IEEE 33rd International Conference on Distributed Computing Systems*, pages 317–326. IEEE, 2013.
- [38] Huiyuan Zhang, Subhankar Mishra, My T Thai, J Wu, and Y Wang. Recent advances in information diffusion and influence maximization in complex social networks. *Opportunistic Mobile Social Networks*, 37(1.1):37, 2014.
- [39] Tao Zhou, Jiuxin Cao, Bo Liu, Shuai Xu, Ziqing Zhu, and Junzhou Luo. Location-based influence maximization in social networks. In *Proceedings of the 24th ACM international on conference on information and knowledge management*, pages 1211–1220, 2015.
- [40] Tian Zhu, Bai Wang, Bin Wu, and Chuanxi Zhu. Maximizing the spread of influence ranking in social networks. *Information Sciences*, 278:535–544, 2014.