

Article (Original Research)

How People Respond to the COVID-19 Pandemic on Twitter: A Comparative Analysis of Emotional Expressions from US and India

Brandon Siyuan Loh¹, Raj Kumar Gupta¹, Ajay Vishwanath^{1,2}, Andrew Ortony³, Yinping Yang^{1*}

¹Institute of High Performance Computing (IHPC), Agency for Science, Technology and Research (A*STAR), Singapore

²Centre for Artificial Intelligence Research, University of Agder, Norway

³Department of Psychology, Northwestern University, Evanston, Illinois, United States

*Correspondence: Yang Yinping (yangyp@ihpc.a-star.edu.sg)

Abstract

The COVID-19 pandemic has claimed millions of lives worldwide and elicited heightened emotions. This study examines the expression of various emotions pertaining to COVID-19 in the United States and India as manifested in over 54 million tweets, covering the fifteen-month period from February 2020 through April 2021, a period which includes the beginnings of the huge and disastrous increase in COVID-19 cases that started to ravage India in March 2021. Employing pre-trained emotion analysis and topic modeling algorithms, four distinct types of emotions (fear, anger, happiness, and sadness) and their time- and location-associated variations were examined. Results revealed significant country differences and temporal changes in the relative proportions of fear, anger, and happiness, with fear declining and anger and happiness fluctuating in 2020 until new situations over the first four months of 2021 reversed the trends. Detected differences are discussed briefly in terms of the latent topics revealed and through the lens of appraisal theories of emotions, and the implications of the findings are discussed.

Keywords

COVID-19, pandemic, emotion, social media data, appraisal theory, fear, anger, happiness, sadness, Twitter

Introduction

According to the World Health Organization's situation dashboard¹ (WHO, 2021), as of 6 May 2021, the COVID-19 pandemic had infected 155,665,214 people worldwide and claimed 3,250,648 lives. At that time, the United States and India were the first and second worst-hit countries, with 32,210,817 confirmed cases and 573,722 deaths in the US, and in India, 21,491,598 reported confirmed cases, and 234,083 deaths. The pandemic severely threatens people's physical and emotional well-being (Banerjee and Rai, 2020; Brooks et al., 2020; Saladino et al., 2020; van Bavel et al., 2020).

In the work we describe, we sought preliminary insight into people's expressed emotional reactions to the pandemic. This issue is important for at least two general reasons. First, different emotions have distinct effects on risk perception and risk-related behavior. For instance, Lerner and Keltner (2001) observed that angry people harbored optimistic risk estimates, driving them toward risky choices, while fearful people expressed pessimistic risk perceptions and were more inclined toward risk-averse behavior. Second, there are social and interpersonal consequences of emotional expressions. The tendency of people to 'take on' the emotional states of others (i.e., emotional contagion; Hatfield et al., 1993; Kramer et al., 2014), and to rely on the emotional expressions of others when forming judgments or making decisions (van Kleef, 2009) is especially relevant as it highlights the susceptibility to external social influences of people's judgments and reactions.

Several studies have attempted to describe how people have responded to the pandemic. Abd-Alrazaq et al. (2020) described the top concerns of Tweeters. Budhwani and Sun (2020) examined the use of pejorative phrases such as "Chinese virus". Lwin et al. (2020) provided a rapid report on global emotion trends, showing that anger overtook fear during the very early phase of the pandemic (February to April 2020), and Garcia and Berton (2021) analyzed topics and sentiments in tweets from the US and Brazil (April to August 2020). However, to our knowledge, no studies have contrasted temporal changes in pandemic-relevant emotion expressions across different countries, and none has attempted to explain such dynamics in psychological terms.

Methods

We obtained the raw data from a publicly available labeled tweets database² gathered via calls to Twitter's standard search API. Only English tweets containing at least one COVID-related keyword or word stem, such as 'covid' and 'corona' were included. Retweets were excluded. This database is described in detail by Gupta et al. (2021).

For this study, we selected tweets whose user profiles suggested that they (the users) were either from the United States or India. We used a city-to-country database (GeoNames, 2000) to match each tweet author's self-reported location to a corresponding country code. For example, tweets with locations disclosed as "Washington, DC" were classified as "United States", while "Tamil Nadu, India" was parsed as "India".

We applied CrystalFeel³, a set of linear SVM-based emotion analysis algorithms trained to infer the intensity of four distinct types of emotions, namely, fear, anger, happiness and sadness, from each tweet (Gupta and Yang, 2018). CrystalFeel uses both affective features (extracted using various sentiment and emotion lexicons) and non-affective linguistic features (e.g., parts-of-speech, pre-trained word embeddings) to predict the intensity of each emotion on a *continuous* scale from 0 (not at all) to 1 (extremely intense). Evaluated on the SemEval-18 affect in tweets shared task data (Mohammad et al., 2018), the algorithms' emotion intensity outputs reported consistently high Pearson correlations with human labels: 0.70 (fear), 0.74 (anger), 0.71 (happiness), and 0.72 (sadness) (Gupta and Yang, 2018). Based on the intensity scores, CrystalFeel generates emotion classification outputs, which correspond to

¹ <https://covid19.who.int>

² <https://doi.org/10.3886/E120321>

³ <https://socialanalyticsplus.net/crystalfeel>

predicting a 5-class discrete emotion type (“fear”, “anger”, “happiness”, “sadness”, and “no specific emotion or neutral”) that the tweet expresses. (Appendix A presents details about the methods of emotion extraction and examples of tweets with their corresponding emotion outputs.)

In addition to emotional information, we extracted information about the topics covered by the tweets, expecting that we would eventually be able to analyze in more detail what emotions were being expressed and with what intensity and what the emotions were about. To this end, we used jLDADMM⁴ (Nguyen, 2018) to infer topics present in the tweets. The jLDADMM package is based on Dirichlet Multinomial Mixture (DMM), a probabilistic generative model designed for short text clustering (Nigam et al., 2000). Unlike traditional topic models, where each word in a document is assumed to be generated from a distribution of topics (Blei et al., 2003), DMM takes a generative process such that there is a one-to-one correspondence between the mixture components and topics (Yin and Wang, 2014). By limiting each document to one topic, DMM overcomes the challenge of data sparsity and limited contextual information in modeling short texts (Nguyen et al., 2015). (Appendix B reports the details of the extracted topics.)

The processed data comprises 54,941,724 tweets over fifteen months (28 January 2020 through 1 May 2021): 47,037,387 tweets from the United States and 7,904,337 tweets from India-based users. Figures 1 and 2 depict the volume of the daily aggregated tweets and daily proportions of emotions for the United States and India, respectively. We have highlighted six-time points in Figures 1 and 2 that are particularly interesting because of salient changes in the distribution of emotions expressed around those times. The data and dashboard used for this study are available at http://52.3.21.155/covid2019/in_us.php.

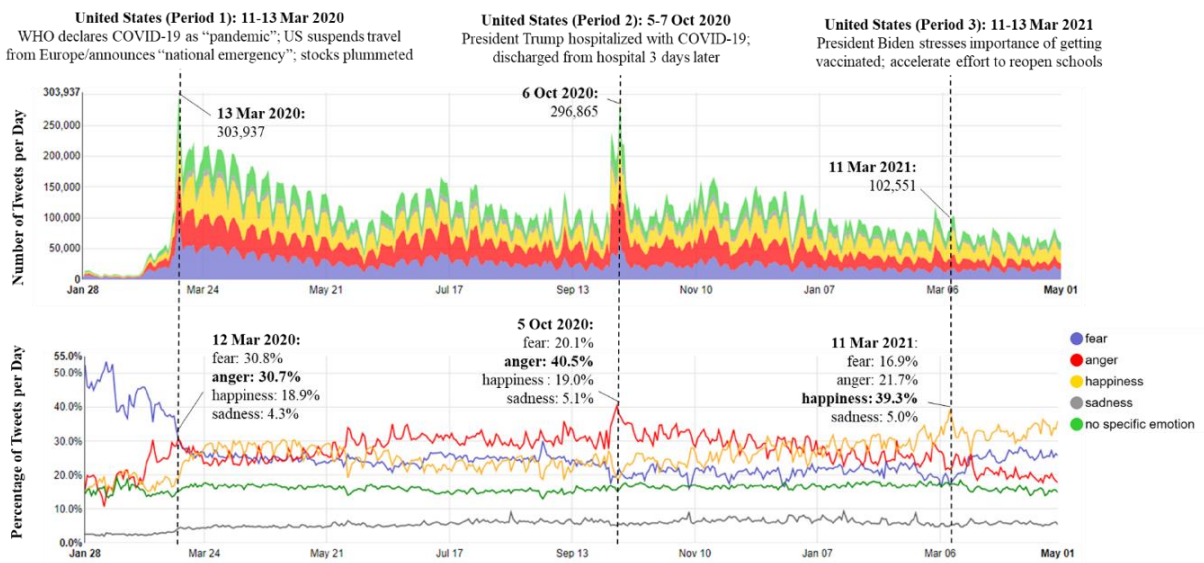


Figure 1. United States—Daily counts of tweets at five levels of sentiment valence (upper panel), and daily percentage of tweets across four types of emotions (lower panel)

⁴ <https://github.com/datquocnguyen/jLDADMM>

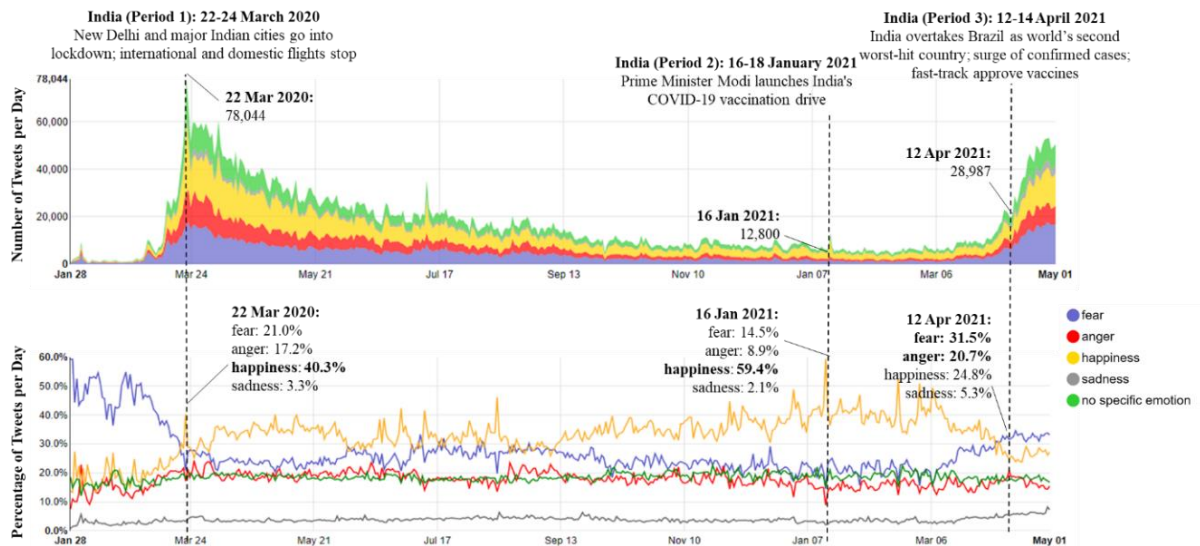


Figure 2. India—Daily counts of tweets at five levels of sentiment valence (upper panel), and daily percentage of tweets across four types of emotions (lower panel)

Next, we used segmented regression analysis to determine whether the detected differences were statistically significant. We set each date as the point of ‘intervention’. We conducted a separate segmented regression analysis to estimate whether there were differences in the level and trend of each emotion-type seven days pre- and post- ‘intervention’.

Finally, we performed visual analysis (“emotion-topic heat map”) to analyze the patterns of emotion distribution per each topic, as well as the patterns of topic distribution per each emotion.

Results

A notable pattern that surfaced from our data concerns variations in the relative proportions of fear, anger, happiness, and sadness emotions following the first wave of the pandemic (i.e., March 2020). The upper panel of Figure 1 shows that the number of tweets posted from the US was at its all-time high on 13 March 2020 ($n = 303,937$ tweets). At the same time, there was an escalation in the percentage of tweets expressing *anger* (30.4%; see Figure 1, lower panel), and 13 March 2020 seems to be the date where angry tweets started to replace fearful tweets (30.7%). On 6 October 2020, *anger* peaked daily percentage of 40.1% of 296,865 tweets posted that day. Fast forward to 11 March 2021, *happiness* reached its peak value of 39.3%. In contrast, in India, from 22 March 2020, when the number of tweets reached the daily peak value of 78,044 (Figure 2, upper panel), the percentage of *happiness* increased consistently throughout the year and into the first two months of 2021 (Figure 2, lower panel), with the portion of *happiness* reaching the country's historical peak of 59.4% on 16 January. However, *happiness* in India showed a dramatic downward trend starting in late March 2021, and on 12 April had fallen to 24.8%, while *fear*, at 31.5%, began to rise again above the 30% mark.

Results of segmented regression analysis suggested that, except for *fear* in all three periods and *sadness* in Period 3, the after-event differences of *anger*, *happiness*, and *sadness* were statistically significant for the US. For India, the only significant after-event difference is *fear* in Period 1. Table 1 presents the statistical significance analysis of the time-specific trends.

Table 1. Regression results using the aggregated percentage of tweets for each emotion as the criterion variable and time as the predictor variable

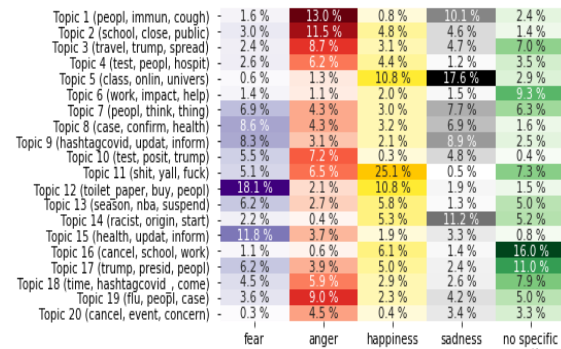
		US (Period 1): 12 March 2020			US (Period 2): 6 October 2020			US (Period 3): 11 March 2020		
		<i>b</i>	<i>t</i>	<i>p-value</i>	<i>b</i>	<i>t</i>	<i>p-value</i>	<i>b</i>	<i>t</i>	<i>p-value</i>
fear	Time	-0.010	-4.354	.001**	-0.007	-2.618	.024*	0.001	0.526	.609
	Event	-0.036	-2.876	.015*	0.022	1.567	.145	-0.022	-2.152	.054
	Time_after_event	0.005	1.666	.123	0.005	1.416	.185	0.004	1.762	.106
anger	Time	0.010	4.822	.001**	0.021	6.271	.000**	-0.012	-4.445	.001**
	Event	-0.015	-1.375	.197	-0.023	-1.254	.236	0.006	0.380	.712
	Time_after_event	-0.013	-4.845	.001**	-0.026	-6.162	.000**	0.015	4.202	.001**
happiness	Time	-0.002	-0.738	.476	-0.011	-3.660	.004**	0.010	2.743	.019*
	Event	0.036	3.065	.011*	-0.010	-0.621	.547	0.018	0.982	.366
	Time_after_event	0.008	2.875	.015*	0.017	4.655	.001**	-0.017	-3.870	.003**
sadness	Time	0.002	4.415	.001**	-0.002	-3.271	.007**	0.000	0.602	.560
	Event	0.006	2.464	.031*	0.005	1.312	.216	0.002	0.507	.622
	Time_after_event	-0.002	-4.323	.001**	0.002	2.700	.021*	-0.001	-0.920	.377
no specific emotion	Time	0.000	-0.067	.820	-0.001	-0.691	.504	0.001	1.401	.189
	Event	0.010	1.668	.118	0.005	0.720	.486	-0.004	-0.738	.476
	Time_after_event	0.002	1.654	.198	0.002	0.959	.358	0.001	-0.744	.472
		India (Period 1): 22 March 2020			India (Period 2): 16 January 2021			India (Period 3): 12 April 2021		
		<i>b</i>	<i>t</i>	<i>p-value</i>	<i>b</i>	<i>t</i>	<i>p-value</i>	<i>b</i>	<i>t</i>	<i>p-value</i>
fear	Time	0.054	2.287	.048	-0.006	-0.380	.713	0.002	-0.304	.768
	Event	0.093	1.932	.085	-0.071	-2.281	.049*	0.025	-2.312	.046*
	Time_after_event	-0.084	-2.449	.039*	0.038	1.701	.123	0.013	1.719	.120
anger	Time	-0.013	-1.140	.283	-0.001	-1.252	.912	0.003	0.641	.538
	Event	-0.001	-0.041	.968	-0.068	-4.658	.001**	0.025	2.978	.016*
	Time_after_event	0.011	0.675	.517	0.019	1.803	.105	-0.008	-1.287	.230
happiness	Time	-0.009	-0.348	.736	0.019	0.743	.477	-0.004	-0.309	.764
	Event	-0.064	-1.265	.238	0.192	3.653	.005**	0.002	0.091	.930
	Time_after_event	0.026	0.717	.491	-0.091	-2.425	.038	-0.004	-0.199	.847
sadness	Time	0.000	-0.148	.886	0.002	0.108	.916	0.003	0.996	.345
	Event	0.011	2.304	.047*	-0.014	-3.097	.0013*	-0.003	-0.558	.590
	Time_after_event	-0.001	-0.401	.697	0.004	1.231	.250	-0.001	-0.314	.760
no specific emotion	Time	0.003	-3.444	.007**	0.015	-1.440	.183	-0.001	-0.211	.838
	Event	-0.040	-2.058	.070	-0.038	-1.848	.098	-0.002	0.163	.874
	Time_after_event	0.049	3.580	.001**	0.030	2.065	.069	0.001	0.066	.949

Note: The “Time” coefficient estimates the trend before the event. “Event” is a dummy variable coding for whether a particular time point occurs before or after a critical event, with its coefficient assessing the post-event intercept. “Time_after_event” represents the number of time steps after the critical event, with its coefficient representing the change in trend over the pre- and post-critical event slopes. *b* represents unstandardized regression weights. *t* is the coefficient divided by its standard error. For *p-value*, * indicates $p < .05$. ** indicates $p < .01$.

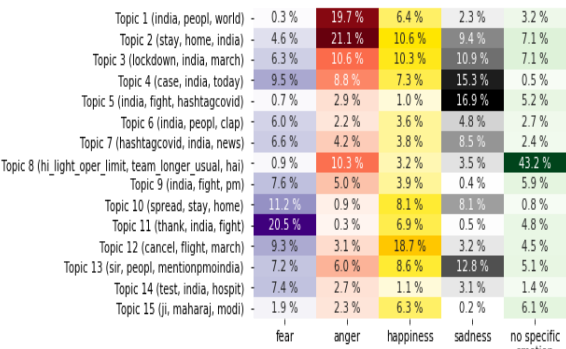
Finally, results combining topics and emotions in the form of a heat map (Figure 3) provide further insights into the emotions of interest at particular time points in both countries.

For example, and notably, for the peak of *anger* in the US (Period 2), Topic 9 (trump, presid, biden) accounts for 20.0%, and Topic 1 (trump, hous, white) accounts for 13.1%, of the total angry tweets. For the sign of rising *fear* detected in India (Period 3), Topic 5 (vaccin, india, hashtagcovid), accounts for 19.0%, and Topic 4 (rally, elect, peopl) accounts for 15.7%. These topic-emotion correspondences provide insight into which emotions emerge and how they evolve.

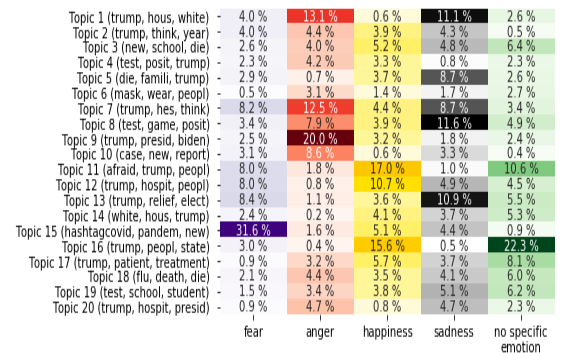
US (Period 1): 11-13 March 2020



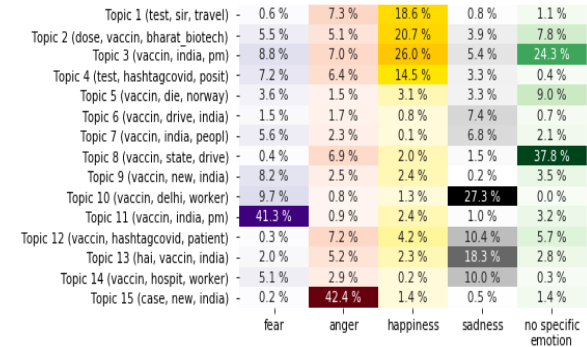
India (Period 1): 22-24 March 2020



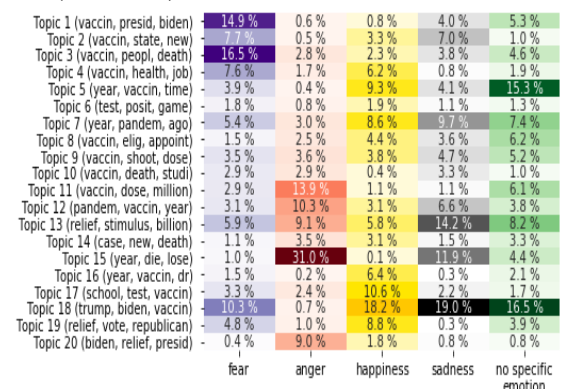
US (Period 2): 6-8 October 2020



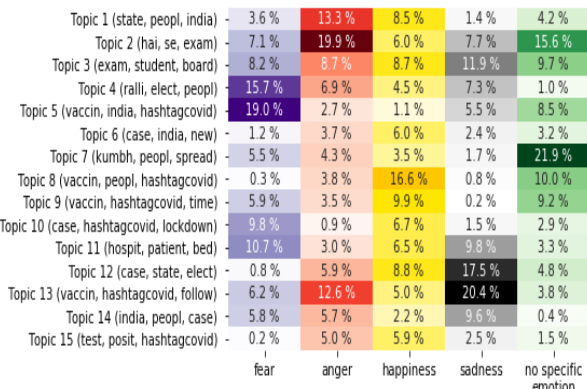
India (Period 2): 16-18 January 2021



US (Period 3): 11-13 March 2021



India (Period 3): 12-14 April 2021



Note: the words or word stems alongside each topic represent the three most frequently associated with each detected topic

Figure 3. The emotion-topic heat maps

Discussion

Our general theoretical orientation is that of appraisal theories (Lazarus, 1991; Ortony et al., 1988; Roseman, 1996; Scherer et al., 2001; Smith and Ellsworth, 1985), the central idea of which is that different types of emotions arise as a result of different cognitive evaluations (appraisals) of the situations that elicit them. Consistent with such theories is the fact that as new information surfaces, the cognitions involved in appraising a protracted event often change, leading not only to changes in emotion intensities but also to the emergence of different emotions. Results of the current investigation demonstrating shifts in the relative proportions and intensities of the four emotions as the pandemic unfolded attest to this fact.

Apart from cognitive considerations, internalized culture-specific beliefs may also influence the way emotions are experienced and expressed. Although the practical situation for people in the US and India during the pandemic was in many ways similar (e.g., sudden loss of loved ones, lockdowns), some of the emotion-related differences between the countries might well be due to cultural differences in self-construal, that is, to culturally influenced beliefs about the relation of the self to others (Cross et al., 2011; Markus and Kitayama, 1991). For example, people from the US might be more sensitive than those in India to perceived government-imposed threats to their sense of individual freedom and autonomy. Hence, they might experience and report more anger because, unlike many of their Indian counterparts, they evaluate such restrictions as impediments to the pursuit of their personal goals. Future research might explore such ideas.

As well as being socially contagious, emotions influence all manner of behaviors, not least of which is risk-taking behaviors. For example, it is clearly the case that in the US, emotions have played a role in many people defying mask-wearing and social distancing mandates. The work we have described shows how applying advanced emotion analysis and automatic topic detection algorithms can illuminate important macro-level aspects of people's emotional experiences as they unfold during the pandemic. We hope this can pave the way for a better understanding of which particular emotion types have what social and behavioral consequences, where, and under what conditions during a prolonged, large-scale event.

Acknowledgments

This work was supported by the Agency for Science, Technology and Research (A*STAR), Singapore, under its A*ccelerate Gap Fund (ETPL/18-GAP050-R20A) and A*CRUSE (COVID-19 social media analytics project).

Author Contributions

SL initiated the study and performed data analysis. RG downloaded the full dataset and extracted the country and emotion features. AV performed the topic modeling and analysis. AO contributed to the interpretation and discussion of the results. YY conceptualized and designed the analytic framework. All authors contributed to the manuscript writing, reviewed the content, and agreed with the submission.

References

- Abd-Alrazaq A., Alhuwail D., Househ M., Hamdi, M. & Shah, Z. (2020). Top concerns of Tweeters during the COVID-19 pandemic: Infoveillance study. *Journal of Medical Internet Research*. 22. <https://doi.org/10.2196/19016>
- Banerjee, D., & Rai, M. (2020). Social isolation in Covid-19: The impact of loneliness. *International Journal of Social Psychiatry*, 66(6), 525-527. <https://doi.org/10.1177/0020764020922269>
- Blei, D. M., Ng, A.Y., & Jordan, M.I. (2003). Latent dirichlet allocation. *Journal of Machine Learning Research*, 3, 993-1022.

- Brooks, S. K., Webster, R. K., Smith, L. E., Woodland, L., Wessely, S., Greenberg, N., & Rubin, G. J. (2020). The psychological impact of quarantine and how to reduce it: rapid review of the evidence. *The Lancet*, 395(10227), 912-920.
- Budhwani, H. & Sun, R. (2020). Creating COVID-19 stigma by referencing the novel coronavirus as the “Chinese virus” on Twitter: Quantitative analysis of social media data. *Journal of Medical Internet Research*, 22(5). <https://doi.org/10.2196/19301>
- Cross, S. E., Hardin, E. E., & Gercek-Swing, B. (2011). The what, how, why, and where of self-construal. *Personality and Social Psychology Review*, 15, 142–179. <https://doi.org/10.1177/1088868310373752>
- Garcia, K., & Berton, L. (2021). Topic detection and sentiment analysis in Twitter content related to COVID-19 from Brazil and the USA, *Applied Soft Computing*, 101. <https://doi.org/10.1016/j.asoc.2020.107057>
- GeoNames, GeoNames Geographical Database <http://download.geonames.org/export/dump/cities15000.zip> [Accessed Feb 15, 2020]
- Gupta, R. K., & Yang, Y. (2018). CrystalFeel at SemEval-2018 task 1: Understanding and detecting emotion intensity using affective lexicons. In *Proceedings of the 12th International Workshop on Semantic Evaluation* (pp. 256-263). <https://doi.org/10.18653/v1/S18-1038>
- Gupta, R. K., Vishwanath, A., & Yang, Y. (2021), COVID-19 Twitter dataset with latent topics, sentiments and emotions attributes. OpenICPSR COVID-19 Data Repository, Ann Arbor, MI: Inter-university Consortium for Political and Social Research [distributor], 2021-11-04. <https://doi.org/10.3886/E120321> (arXiv preprint: <https://arxiv.org/abs/2007.06954>)
- Hatfield, E., Cacioppo, J. T., & Rapson, R. L. (1993). Emotional contagion. *Current Directions in Psychological Science*, 2(3), 96-100. <https://doi.org/10.1111/1467-8721.ep10770953>
- Kramer, A. D., Guillory, J. E., & Hancock, J. T. (2014). Experimental evidence of massive-scale emotional contagion through social networks. *Proceedings of the National Academy of Sciences*, 111(24), 8788-8790. <https://doi.org/10.1073/pnas.1320040111>
- Lazarus, R. S. (1991). *Emotion and adaptation*. Oxford University Press.
- Lwin M. O, Lu J., Sheldenkar, A., Schulz, P. J., Shin, W., Gupta, R., & Yang, Y. (2020). Global sentiments surrounding the COVID-19 pandemic on Twitter: analysis of Twitter trends, *JMIR Public Health and Surveillance*, 6(2). <https://doi.org/10.2196/19447>
- Lerner, J. S., & Keltner, D. (2001). Fear, anger, and risk. *Journal of Personality and Social Psychology*, 81(1), 146-159. <https://doi.org/10.1037/0022-3514.81.1.146>
- Markus, H. R., & Kitayama, S. (1991). Culture and the self: Implications for cognition, emotion and motivation. *Psychological Review*, 98, 224–253. <https://doi.org/10.1037/0033-295X.98.2.224>
- Mohammad, S. Bravo-Marquez, F., Salameh, M. & Kiritchenko, S. (2018). SemEval-2018 Task 1: Affect in Tweets, In *Proceedings of the 12th International Workshop on Semantic Evaluation* (pp. 1-17). <https://www.aclweb.org/anthology/S18-1001>
- Nguyen, D. Q. (2018). jLDADMM: A Java package for the LDA and DMM topic models. *arXiv:1808.03835*. <https://arxiv.org/abs/1808.03835>
- Nguyen, D. Q., Billingsley, R., Du, L., & Johnson, M. (2015). Improving topic models with latent feature word representations. *Transactions of the Association for Computational Linguistics*, 3, 299-313. <https://www.aclweb.org/anthology/Q15-1022>
- Nigam, K., McCallum, A. K., Thrun, S., & Mitchell, T. (2000). Text classification from labeled and unlabeled documents using EM. *Machine learning*, 39(2), 103-134. <https://doi.org/10.1023/A:1007692713085>

- Ortony, A., Clore, G. L., & Collins, A. (1988). *The cognitive structure of emotions*. Cambridge University Press.
- Roseman, I. J. (1996). Appraisal determinants of emotions: Constructing a more accurate and comprehensive theory. *Cognition and Emotion*, 10(3), 241-278. <https://doi.org/10.1080/026999396380240>
- Saladino, V., Algeri, D., & Auriemma, V. (2020). The psychological and social impact of Covid-19: new perspectives of well-being. *Frontiers in Psychology*, 11, 2550. <https://doi.org/10.3389/fpsyg.2020.577684>
- Scherer, K. R., Schorr, A., & Johnstone, T. (Eds.). (2001). *Appraisal processes in emotion: Theory, methods, research*. Oxford University Press.
- Smith, C. A., & Ellsworth, P. C. (1985). Patterns of cognitive appraisal in emotion. *Journal of Personality and Social Psychology*, 48(4), 813-838. <https://doi.org/10.1037/0022-3514.48.4.813>
- Van Bavel, J. J., Baicker, K., Boggio, P. S., et al. (2020). Using social and behavioural science to support COVID-19 pandemic response. *Nature Human Behaviour*, 4(5), 460-471. <https://doi.org/10.1038/s41562-020-0884-z>
- Van Kleef, G. A. (2009). How emotions regulate social life: The emotions as social information (EASI) model. *Current Directions in Psychological Science*, 18(3), 184-188. <https://doi.org/10.1111/j.1467-8721.2009.01633.x>
- WHO COVID-19 Dashboard. Geneva: World Health Organization, 2020. Available online: <https://covid19.who.int> [Accessed 6 May 2021].
- Yin, J., & Wang, J. (2014). A dirichlet multinomial mixture model-based approach for short text clustering. In *Proceedings of the 20th ACM SIGKDD International Conference on Knowledge Discovery and Data Mining* (pp. 233-242). <https://doi.org/10.1145/2623330.2623715>

Appendix A Details of Emotion Extraction Methods and Examples

According to CrystalFeel’s analytic scheme, each emotion label covers a family of related feelings. The emotion intensity score ranges from 0 to 1, where 0 = the text does not express this emotion at all; 1 = the text expresses an extremely high intensity of this emotion. (Source: <https://socialanalyticsplus.net/crystalfeel>)

- “anger” covers a family of anger-related negative feelings such as annoyance, irritation, aggravation, resentment, reproach, disliking, anger, fury, and rage
- “fear” covers a family of fear-related negative feelings such as apprehension, anxiety, worry, scared, dread, horror, and terror
- “sadness” covers a family of sadness-related negative feelings such as distress, helplessness, disappointment, melancholy, sorry-for, self-approach, remorse, sorrow, and grief
- “joy” or “happiness” covers a broad family of positive emotions such as joy, happy-for(-others), satisfaction, relief, appreciation, gratification, liking, contentment, pleasure, happiness, ecstasy, and excitement, as well as some subtle sense of hope, pride, gratitude, and compassion
- In addition, the “valence” output dimension covers a range of overall feelings from 0 = extremely unpleasant/negative to 1 = extremely pleasant/positive.

Table A1 presents the default setting of the conversion logic from CrystalFeel used for this study. Table A2 shows examples of tweets and the corresponding emotion intensity scores and emotion/sentiment types outputs.

Table A1. The conversion logic that generates 5-class emotion outputs

```
1. # Initialize the emotion category in a no specific emotion class
2.     emotion = “no specific emotion”;
3. # Assign the emotion category when valence intensity score exceeds 0.52
4. if (valence_intensity > 0.52):
5.     emotion = “happiness”;
6. # Assign the emotion category when valence intensity score falls below 0.48
7. elif (valence_intensity < 0.48):
8.     emotion = “anger”;
9.     if ((fear_intensity > anger_intensity) and (fear_intensity >= sadness_intensity )):
10.         emotion = “fear”;
11.     elif ((sadness_intensity > anger_intensity) and (sadness_intensity > fear_intensity)):
12.         emotion = “sadness”;
```

Table A2. Example emotion analysis outputs

	Tweet (example)	country	fear_ intensity	anger_ intensity	sad_ intensity	happiness_ intensity	valence_ intensity	emotion
1	This Covid-19 dilemma got my anxiety on a thousand and me scared to go outside or be near people.	United States	0.931	0.520	0.682	0.168	0.229	fear
2	This is trash!!! F**k you corona!	United States	0.504	0.834	0.602	0.228	0.233	anger
3	Corona is giving me a whole new level of anxiety and fear.	India	0.989	0.550	0.673	0.186	0.191	fear
4	@IndiaToday He deserves slapping for attempting to run the public morale down He is more dangerous than the corona itself	India	0.550	0.598	0.496	0.139	0.293	anger
5	Mother of global crisis.. who will visit a corona City	India	0.541	0.435	0.462	0.236	0.377	fear
6	Why are people arguing over coronavirus? Even if the flu also kills people, the hospitals in NY are over run right	United States	0.591	0.562	0.499	0.159	0.287	fear
7	He is Back..and this time he has become a cult heroCorona Go :)))	India	0.234	0.295	0.316	0.578	0.684	joy
8	WFH has some perks too. #chlear #marketing #advertising #agencylife #creative #advertisingagency #bangaloreagency	India	0.220	0.220	0.247	0.423	0.695	joy
9	Saddened by first Reported #Covid Death in #Goa; condolences to the family. https://t.co/TqepPokmg6	India	0.627	0.475	0.716	0.191	0.307	sad
10	Is it possible that we all can be positive and helpful in this health crisis? #Covid_19 We all can use a little help in that department.	United States	0.410	0.298	0.377	0.326	0.490	no specific emotion

Appendix B Details on Topic Analysis Results

Tables B1 and B2 present automatic topic modeling results for the three eriods selected for the United States and India-based tweets, respectively. We used the default parameters in the jLDADMM library for topic modeling, alpha = 0.1, beta = 0.01, niters = 2000. As the tweets from India on those specific days resulted in a smaller dataset than tweets from USA, we opted to extract 15 topics compared to the default value of 20. Pre-processing steps—including removing urls, non ascii words and stemming—follow the steps in the COVID-19 topic modeling presented by Gupta et al. (2021).

Table B1. United States—Automatic topic modeling results for three selected periods

US (Period 1): 11-13 March 2020										
Topic 1	peopl	think	shit	yall	die	thing	fuck	flu	joke	kill
Topic 2	toilet_paper	peopl	hashtagcovid_	buy	need	drink	think	yall	eat	immun
Topic 3	updat	emerg	declar	live	trump	presid	state	nation	respons	news
Topic 4	cancel	event	postpon	concern	updat	march	announc	suspend	schedul	sport
Topic 5	travel	trump	spread	pandem	hashtagcovid_19	ban	countri	peopl	state	hashtagcovid
Topic 6	health	spread	pandem	safeti	public	communiti	monitor	concern	close	organ
Topic 7	trump	hashtagcovid_	presid	peopl	test	respons	think	democrat	need	tri
Topic 8	test	kit	free	hashtagcovid_	need	health	peopl	trump	cdc	state
Topic 9	hashtagcovid_19	hashtagcovid	time	spread	help	peopl	need	stay	read	good
Topic 10	test	symptom	peopl	patient	hospit	risk	doctor	flu	sick	infect
Topic 11	flu	peopl	case	death	die	infect	number	kill	million	year
Topic 12	work	cancel	school	home	email	week	close	peopl	time	hashtagcovid_
Topic 13	updat	infrom	resourc	hashtagcovid	respons	help	latest	school	visit	websit
Topic 14	school	close	march	class	week	onlin	cancel	student	univers	updat
Topic 15	shit	fuck	cancel	yall	aint	gonna	catch	come	damn	bitch
Topic 16	season	nba	cancel	suspend	game	test	play	player	posit	hashtagcovid_19
Topic 17	test	posit	trump	tom_hank	wife	hashtagcovid	peopl	presid	state	meet
Topic 18	case	confirm	test	state	counti	health	new	posit	report	updat
Topic 19	hashtagcovid_19	time	come	think	new	gonna	watch	year	good	need
Topic 20	racist	origin	start	media	come	news	peopl	trump	think	flu
US (Period 2): 6-8 October 2020										
Topic 1	trump	hous	white	debat	infect	peopl	penc	test	wh	spread
Topic 2	trump	think	year	peopl	time	feel	hes	look	come	man
Topic 3	new	school	die	close	order	state	nyc	arkansa	busi	case
Topic 4	test	posit	trump	negat	stephen_miller	result	presid	quarantin	didnt	debat
Topic 5	die	famili	trump	home	think	peopl	hospit	lose	presid	nurs
Topic 6	mask	wear	peopl	spread	trump	cdc	work	protect	mentionjoebiden	think
Topic 7	trump	hes	think	fake	presid	peopl	lie	doesnt	believ	biden
Topic 8	test	game	posit	nfl	team	player	season	play	week	patriot
Topic 9	trump	presid	biden	diagnosi	debat	campaign	joe	poll	news	hospit
Topic 10	case	new	report	death	state	counti	posit	updat	number	health
Topic 11	afraid	trump	peopl	die	american	let	tell	live	dead	famili
Topic 12	trump	hospit	peopl	patient	hes	leam	secret_servic	presid	infect	drive
Topic 13	trump	relief	elect	talk	stimulus	negoti	senat	american	vote	presid
Topic 14	white	hous	trump	test	posit	press_secret	presid	report	return	new
Topic 15	hashtagcovid	pandem	new	vaccin	health	work	help	impact	need	time
Topic 16	trump	peopl	state	death	presid	american	vote	think	democrat	respons
Topic 17	trump	patient	treatment	steroid	doctor	hes	drug	symptom	hospit	dexamethason
Topic 18	flu	death	die	peopl	trump	year	kill	cdc	number	dead
Topic 19	test	school	student	health	week	new	today	state	case	posit
Topic 20	trump	hospit	presid	afraid	medic	treatment	care	leav	walter_reed	best
US (Period 3): 11-13 March 2021										
Topic 1	vaccin	presid	biden	american	new	trump	relief	live	urg	thank
Topic 2	vaccin	state	new	restrict	nurs_home	governor	texa	cdc	peopl	biden
Topic 3	vaccin	peopl	death	think	trump	state	die	biden	year	mask
Topic 4	vaccin	health	job	join	test	updat	march	communiti	hashtagcovid	help
Topic 5	year	vaccin	time	think	peopl	thing	work	today	come	test
Topic 6	test	posit	game	team	season	duke	year	play	tournament	cancel
Topic 7	year	pandem	ago	today	anniversari	mark	declar	world	march	chang
Topic 8	vaccin	elig	appoint	state	health	health	peopl	receiv	dose	new
Topic 9	vaccin	shoot	dose	second	today	feel	receiv	nd	effect	moderna
Topic 10	vaccin	death	studi	effect	state	rat	new	peopl	risk	hashtagcovid
Topic 11	vaccin	dose	million	biden	johnson_johnson	administ	astrazeneca	state	jandj	blood_clot
Topic 12	pandem	vaccin	year	hashtagcovid	health	new	work	help	need	impact
Topic 13	relief	stimulus	billion	american	new	trillion	check	packag	fund	pass
Topic 14	case	new	death	report	counti	updat	health	march	state	total
Topic 15	year	die	lose	famili	peopl	vaccin	hospit	test	friend	month
Topic 16	year	vaccin	dr	join	new	pandem	hashtagcovid	today	discuss	work
Topic 17	school	test	vaccin	year	student	counti	open	case	new	reopen
Topic 18	trump	biden	vaccin	presid	american	peopl	death	thank	joe	credit
Topic 19	relief	vote	republican	biden	american	democrat	pass	trillion	senat	support
Topic 20	biden	relief	presid	trillion	sign	hous	pass	stimulus	packag	joe

Table B2. India—Automatic topic modeling results for three selected periods

India (Period 1): 22-24 March 2020										
Topic 1	pandem	declar	hashtagcovid	world	hashtagcorona	india	spread	health	updat	time
Topic 2	case	india	death	hashtagcovid	countri	confirm	number	total	updat	new
Topic 3	ipl	postpon	india	cancel	hashtagipl	match	suspend	hashtagcorona	hashtagcovid	till_april
Topic 4	india	death	case	confirm	karnataka	die	posit	hashtagcovid	report	delhi
Topic 5	india	world	fight	govt	countri	peopl	indian	spread	modi	govern
Topic 6	close	school	sir	march	till	shut	delhi	school_colleg	govt	govern
Topic 7	peopl	hashtagcorona	world	time	spread	hashtagcovid	india	infect	think	come
Topic 8	hashtagcovid	hashtagcorona	prevent	stay	safe	avoid	spread	way	precaut	india
Topic 9	hashtagcorona	hashtagcovid	cover	true_worship_cure_incur	india	work	new	kind	patient	report
Topic 10	market	world	india	hashtagcorona	economi	hashtagcovid	time	impact	global	peopl
Topic 11	cancel	travel	book	flight	ticket	india	outbreak	march	refund	mentionindigo
Topic 12	test	posit	hashtagcovid	wife	quarantin	hashtagcorona	employe	negat	come	hashtagcovid_
Topic 13	hai	se	hashtagcorona	bhi	ka	ki	ki	sir	ho	hi
Topic 14	spread	work	india	peopl	sir	health	travel	home	hashtagcovid	world
Topic 15	test	india	patient	hospit	indian	hashtagcovid	case	quarantin	peopl	posit
India (Period 2): 16-18 January 2021										
Topic 1	test	sir	travel	school	delhi	student	need	class	month	posit
Topic 2	dose	vaccin	bharat_biotech	crore	avail	serum_institu	rbi_extend_moratorium_end	peopl	pm	import
Topic 3	vaccin	india	pm	today	thank	warrior	scientist	world	fight	start
Topic 4	test	hashtagcovid	posit	lab	new	time	pandem	ice_cream	symptom	player
Topic 5	vaccin	die	norway	pfiizer	receiv	peopl	administ	phase_free_cost	centr_bea	hashtagcovid
Topic 6	vaccin	drive	india	begin	world	biggest	hashtagcovid	largest	phase	today
Topic 7	vaccin	india	peopl	hashtagcovid	time	world	pandem	start	year	countri
Topic 8	vaccin	state	drive	maharashtra	hashtagcovid	death	till	depart	januari	today
Topic 9	vaccin	new	india	hashtagcovid	combat_clap_beat_plat	light_lamp_c	pandem	post	impact	case
Topic 10	vaccin	delhi	worker	receiv	health	drive	india	aiim	hashtagcovid	report
Topic 11	vaccin	india	pm	launch	drive	modi	rollout	pan	world	today
Topic 12	vaccin	hashtagcovid	patient	peopl	hospit	delhi	caller_tune	studi	rapid_blood_test	pandem
Topic 13	hai	vaccin	india	pulwama	happen	se	bhi	ki	ho	modi
Topic 14	vaccin	hospit	worker	health	dr	receiv	drive	launch	doctor	hashtagcovid
Topic 15	case	new	india	hashtagcovid	death	report	total	posit	hour	activ
India (Period 3): 12-14 April 2021										
Topic 1	state	peopl	india	vaccin	govt	case	hashtagcovid	situat	govern	hospit
Topic 2	hai	se	exam	bhi	ki	ke	kya	nahi	ko	aur
Topic 3	exam	student	board	cancel	case	postpon	class	cbse	sir	situat
Topic 4	ralli	elect	peopl	india	spread	polit	case	mentionamitshah	pm	follow
Topic 5	vaccin	india	hashtagcovid	dose	sputnik	approv	use	countri	emerg	govt
Topic 6	case	india	new	hashtagcovid	death	report	record	hour	posit	likh
Topic 7	kumbh	peopl	spread	kumbh_mela	case	india	gather	test	haridwar	hashtagcovid
Topic 8	vaccin	peopl	hashtagcovid	test	time	posit	infect	patient	home	case
Topic 9	vaccin	hashtagcovid	time	peopl	pandem	india	help	work	sir	year
Topic 10	case	hashtagcovid	lockdown	india	maharashtra	wave	state	surg	impos	rise
Topic 11	hospit	patient	bed	help	need	hashtagcovid	urgent	posit	contact	delhi
Topic 12	case	state	elect	kumbh	delhi	meet	hashtagcovid	situat	india	uttarakhand
Topic 13	vaccin	hashtagcovid	follow	mask	peopl	police	proper	wear_mask	case	hospit
Topic 14	india	peopl	case	april	daili	date	attend_million_godi	attend_godi_media_label	media_label_devot	jihad_akumbh_mela
Topic 15	test	posit	hashtagcovid	report	negat	case	hospit	home	peopl	time