

Model-independent bubble wall velocities in local thermal equilibrium

Wen-Yuan Ai,^{*1} Benoit Laurent^{†2} and Jorinde van de Vis^{‡3}

¹*Theoretical Particle Physics and Cosmology, King's College London,
Strand, London WC2R 2LS, United Kingdom*

²*McGill University, Department of Physics, 3600 University St.,
Montréal, QC H3A2T8 Canada*

³*Institute for Theoretical Physics, Utrecht University,
Princetonplein 5, 3584 CC Utrecht, The Netherlands*

Abstract

Accurately determining bubble wall velocities in first-order phase transitions is of great importance for the prediction of gravitational wave signals and the matter-antimatter asymmetry. However, it is a challenging task which typically depends on the underlying particle physics model. Recently, it has been shown that assuming local thermal equilibrium can provide a good approximation when calculating the bubble wall velocity. In this paper, we provide a model-independent determination of bubble wall velocities in local thermal equilibrium. Our results show that, under the reasonable assumption that the sound speeds in the plasma are approximately uniform, the hydrodynamics can be fully characterized by four quantities: the phase strength α_n , the ratio of the enthalpies in the broken and symmetric phases, Ψ_n , and the sound speeds in both phases, c_s and c_b . We provide a code snippet that allows for a determination of the wall velocity and energy fraction in local thermal equilibrium in any model. In addition, we present a fit function for the wall velocity in the case $c_s = c_b = 1/\sqrt{3}$.

*wenyuan.ai@kcl.ac.uk

†benoit.laurent@mail.mcgill.ca

‡j.m.vandervis@uu.nl

Contents

1	Introduction	3
2	Hydrodynamic equations and matching conditions	4
3	Model-independent matching equations	7
4	Template model and results	9
4.1	Wall velocity	13
4.2	Kinetic energy fraction	16
5	Conclusions	18
A	Entropy conservation in local equilibrium	21
B	Uniform speed of sound approximation	22
C	Code snippet	25

1 Introduction

The possibility that the Universe underwent one or multiple first-order phase transitions (FOPTs) is a very intriguing one. Not only could such a FOPT provide one of the necessary conditions for the generation of the matter-antimatter asymmetry [1–3], but such a process could also generate a stochastic background of gravitational waves (GWs) [4–9], which could be observable with the next generation of GW detectors [10–13].

Usually, a FOPT is induced by the dynamics of a scalar field, which can be either fundamental or composite, and has a potential with at least two non-degenerate minima. The scalar field represents the order parameter of the phase transition. The transition proceeds by nucleation and expansion of bubbles. Inside of the bubbles, the scalar field is in the energetically favored minimum of the potential, and outside in the metastable minimum. Having a symmetry breaking phase transition in mind, we shall call the phase in front of the bubble wall the symmetric phase and the phase behind the wall the broken phase. Typically, the bubble wall initially accelerates after formation, until it reaches a terminal velocity ξ_w , due to interaction with the plasma surrounding the bubble walls. The value of this terminal wall velocity is of great phenomenological interest, as it affects the value of the matter-antimatter asymmetry if the latter was formed during the phase transition [14–16], and the shape and amplitude of the generated GW signals [17–19]. In principle, the bubble wall velocity can be determined, but this computation is rather challenging, and has only been performed for a handful of models [20–26]. In practice, the value of the wall velocity is often simply set to $\xi_w \rightarrow 1$, or treated as an unknown parameter. For other recent studies related to bubble growth, see Refs. [27–41].

The computation of the wall velocity requires knowledge of the friction exerted on the wall by the plasma particles, which get pushed out of equilibrium by the passing walls. The friction force is thus determined from a set of Boltzmann equations for the particles which interact most strongly with the wall. Traditionally, the Boltzmann equations were solved by using the so-called fluid Ansatz and taking moments [21, 22]. Recently, this approach was critically assessed by using alternatives to the conventional fluid Ansatz [42] and by taking more than the standard three moments [25]. Typically, the calculation of bubble wall velocities with out-of-equilibrium effects taken into account is model dependent. This model-dependence enters, e.g., via the collision terms.

Perhaps surprisingly, the plasma even exerts a pressure on the bubble wall when it is in local thermal equilibrium (LTE). In other words, the friction is not a purely out-of-equilibrium effect. In Ref. [43] it was demonstrated in a hydrodynamic description that heating of the plasma can obstruct the bubble expansion. Recently, the friction and bubble wall velocity in LTE were studied in Refs. [44–46]. Interestingly, it was noticed in Ref. [46] that in LTE, due to the conservation of entropy, there is an additional matching equation in the hydrodynamic quantities near the bubble wall. This not only allows for a determination of the wall velocity in a *model-independent* way but also makes the computation extremely simple. One might worry that the condition of LTE is too ideal, and that the omission of out-of-equilibrium effects can not lead to a proper estimate of the wall velocity. However, it was recently shown in Ref. [25], in the

singlet scalar extension of the Standard Model, that the contributions from out-of-equilibrium effects are typically subdominant, and LTE gives a reasonable estimate of the wall velocity. Moreover, as out-of-equilibrium effects provide an additional source of friction, the results for LTE can be interpreted as an upper bound on the wall velocity. Yet, we will see that the LTE approximation is only reasonable for so-called deflagration and hybrid solutions, and including out-of-equilibrium effects is essential for the determination of the wall velocity of detonations.

In order to bridge the gap between the full model-dependent out-of-equilibrium computation and the simple estimate of $\xi_w \approx 1$, in this work we will use the LTE approximation to estimate the wall velocity. The analysis given in Ref. [46] is restricted to the so-called bag equation of state, which describes the fluid as pure radiation in both phases, with a temperature-independent vacuum energy difference. In the present work, we generalize the analysis to more general equations of state, in addition to going beyond the planar wall limit taken in Ref. [46], and including so-called hybrid solutions to the hydrodynamic equations. We apply our analysis to the case when the sound speeds in the broken and symmetric phases are approximately temperature independent. It will be shown that the hydrodynamics in LTE are fully captured by four parameters: the phase strength α_n , the ratio of the enthalpies in the broken and symmetric phases, Ψ_n , and the sound speeds in both phases, c_s and c_b . The bubble wall velocity ξ_w , together with other quantities such as the kinetic energy fraction K or the efficiency factor κ , can be determined from these four parameters. This makes our results widely applicable; as long as the speeds of sound are approximately constant, our results can be used as an estimate of the wall velocity and the kinetic energy fraction.

The outline of the paper is as follows. In Sec. 2, we give a brief review of the hydrodynamics of expanding bubbles, and the corresponding matching equations. In Sec. 3, we introduce a model-independent approximation of the matching equations, and demonstrate how the equations depend on only a handful of thermodynamic quantities. The model-independent hydrodynamics are solved and the results are presented in Sec. 4. We conclude in Sec. 5. Several technical details are collected in the Appendices. For the convenience of the reader, we have included a Python snippet in Appendix C, which performs the computation of the wall velocity and efficiency factor in terms of a number of phase transition parameters.

2 Hydrodynamic equations and matching conditions

We are interested in the hydrodynamic equations describing the plasma that surrounds the expanding bubble. We describe the plasma as a perfect fluid with temperature T , characterized by a model-dependent pressure $p(\phi, T)$, which is set by the finite-temperature effective potential of the scalar field ϕ ,

$$p(\phi, T) = -V_{\text{eff}}(\phi, T), \quad (1)$$

and includes contributions from all (thermalized) degrees of freedom in the plasma. In the symmetric phase $\phi = 0$, and at any value of T , the value of ϕ in the broken phase can be determined by minimizing the potential. We can thus understand p to be a function of the

temperature only. The other thermodynamic quantities of interest are the energy density e , the enthalpy ω and the entropy s , which can be obtained from the pressure via

$$e = T \frac{\partial p}{\partial T} - p, \quad \omega = T \frac{\partial p}{\partial T}, \quad s = \frac{\omega}{T}. \quad (2)$$

The energy-momentum tensor of the fluid is given by

$$T_f^{\mu\nu} = (e + p)u^\mu u^\nu - (p + V(\phi))g^{\mu\nu}, \quad (3)$$

where $V(\phi)$ denotes the zero-temperature contribution to the pressure and u^μ is the fluid velocity. $g^{\mu\nu}$ denotes the spacetime metric, which we assume to be Minkowski. The fluid equations follow by projecting the continuity equations along the directions parallel and perpendicular to the fluid flow (see, e.g., [47])

$$u_\nu \partial_\mu T_f^{\mu\nu} = 0, \quad (4a)$$

$$\bar{u}_\nu \partial_\mu T_f^{\mu\nu} = 0. \quad (4b)$$

Here \bar{u}^μ is the normalized vector orthogonal to u^μ . Working in the frame where the center of the bubble is at rest, we have $u^\mu = \gamma(1, \mathbf{v})$ and $\bar{u}^\mu = \gamma(v, \mathbf{v}/v)$, with $v = |\mathbf{v}|$ and the Lorentz factor $\gamma = 1/\sqrt{1-v^2}$. In a spherical coordinate system, $u^\mu = (\gamma, \gamma v, 0, 0)$ and $\bar{u}^\mu = (\gamma v, \gamma, 0, 0)$. Since there is no characteristic scale in the problem, the solution is self-similar, i.e. it depends only on the dimensionless variable $\xi = r/t$, where r is the radial distance from the center of the bubble and t is the time since bubble nucleation. The bubble wall velocity will be denoted by ξ_w .

Writing Eqs. (4) explicitly in spherical coordinates and using the relations between ∂_t , ∂_r and ∂_ξ , one obtains

$$(\xi - v) \frac{\partial_\xi e}{\omega} = 2 \frac{v}{\xi} + [1 - \gamma^2 v(\xi - v)] \partial_\xi v, \quad (5a)$$

$$(1 - v\xi) \frac{\partial_\xi p}{\omega} = \gamma^2 (\xi - v) \partial_\xi v. \quad (5b)$$

These two equations can be rearranged into

$$2 \frac{v}{\xi} = \gamma^2 (1 - v\xi) \left[\frac{\mu^2(\xi, v)}{c^2} - 1 \right] \partial_\xi v, \quad (6a)$$

$$\partial_\xi \omega = \omega \left(1 + \frac{1}{c^2} \right) \gamma^2 \mu(\xi, v) \partial_\xi v, \quad (6b)$$

where c denotes the speed of sound

$$c^2(T) = \frac{dp/dT}{de/dT}, \quad (7)$$

and where the Lorentz-boosted velocity is given by

$$\mu(\xi, v) = \frac{\xi - v}{1 - \xi v}. \quad (8)$$

Of particular interest is $\mu(\xi_w)$ which is the fluid velocity at the bubble wall viewed from the rest frame of the wall.

From the solution of the hydrodynamic equations, the averaged kinetic energy density in the fluid is given by

$$\rho_{\text{fl}} = \frac{3}{\xi_w^3} \int d\xi \xi^2 v^2 \gamma^2 \omega. \quad (9)$$

From the above quantity, it is easy to obtain the kinetic energy fraction K

$$K = \frac{\rho_{\text{fl}}}{e_n}, \quad (10)$$

where the subscript n denotes that the relevant quantity is to be evaluated in the symmetric phase and at the nucleation temperature. Here, we have followed the convention that the vacuum energy of the broken phase vanishes. K is one of the quantities that determine the amplitude of the GW signals from sound waves (see, e.g., Ref. [12]). In practice, it will be convenient to relate the kinetic energy fraction K to the so-called efficiency factor κ ,

$$\kappa = \frac{4\rho_{\text{fl}}}{3\alpha_n\omega_n}, \quad (11)$$

where α_n is the phase transition strength (see Eq. (19) and below). As demonstrated in Refs. [48, 49], the efficiency factor can be determined from the hydrodynamic equations in a model-independent way, and eventually be converted into the kinetic energy fraction via $K = 3\kappa\alpha_n\Gamma/4$, with $\Gamma = \omega_n/e_n$ being the adiabatic index.

Now we discuss the matching conditions for the hydrodynamic quantities in front of and behind the bubble wall. In this case, it is more convenient to work in the rest frame of the wall, see Fig. 1. Integrating the condition of energy-momentum conservation from just behind the bubble wall to just in front of the bubble wall, one obtains the following two well-known matching conditions

$$\omega_+ \gamma_+^2 v_+ = \omega_- \gamma_-^2 v_-, \quad (12a)$$

$$\omega_+ \gamma_+^2 v_+^2 + p_+ = \omega_- \gamma_-^2 v_-^2 + p_-, \quad (12b)$$

where a subscript “ \pm ” is used to denote quantities in front of/behind the bubble wall. To be explicit, $\omega_+ = \omega_s(T_+)$, $\omega_- = \omega_b(T_-)$ (and similarly for p_{\pm}), where the label “ s/b ” denotes symmetric/broken phase. Note that v_+ , v_- are the fluid velocities (defined to be positive) observed in the rest frame of the bubble wall. When comparing them to the fluid velocity in the rest frame where the center of the bubble is at rest, $v(\xi)$, one needs to take a Lorentz boost of $v(\xi)$, giving $\mu(\xi_w)$. Eqs. (12a) and (12b) can be rewritten as

$$v_+ v_- = \frac{p_+ - p_-}{e_+ - e_-}, \quad \frac{v_+}{v_-} = \frac{e_- + p_+}{e_+ + p_-}. \quad (13)$$

The equations discussed above are well known and have been extensively studied in the literature. Given an equation of state, the values of v_+ , v_- , T_- , and in principle, T_+ are unknown.

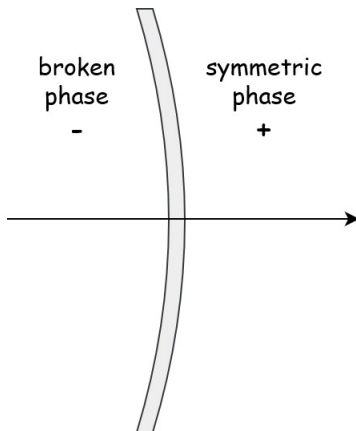


Figure 1: Rest frame of the bubble wall used for the matching conditions for hydrodynamic quantities in front of and behind the wall.

However, for detonation solutions (as discussed below), T_+ is equal to the nucleation temperature T_n , and for deflagrations and hybrids, T_+ is also determined by T_n and can be considered as given. This leaves us with three unknowns, which are subject to two equations. Typically, the degeneracy is resolved by fixing the value of the wall velocity ξ_w , either by explicit computation or estimation. The wall velocity sets either v_+ or v_- (in the case of a detonation, $v_+ = \xi_w$; for a deflagration, $v_- = \xi_w$; and for a hybrid, v_- equals the sound speed), and the two matching equations can then be used to determine T_- and the other one in $\{v_+, v_-\}$.

In the present work, we will not impose the wall velocity, but instead solve it from the hydrodynamic equations. To this end, we consider an additional matching relation, due to entropy conservation:

$$s_+ \gamma_+ v_+ = s_- \gamma_- v_- , \quad (14)$$

which, using Eq. (12a), can be also written as

$$T_+ \gamma_+ = T_- \gamma_- . \quad (15)$$

This is the matching condition first studied in Ref. [46]. The condition of entropy conservation is equivalent to LTE, as is demonstrated in Appendix A. Since we now have three equations for the three unknowns v_{\pm} , T_- , we can determine all three quantities, and infer the value of the wall velocity, as pointed out in Ref. [46]. There, the analysis was performed in the so-called bag equation of state, and we will now demonstrate how the results can be generalized to more general situations in a model-independent way.

3 Model-independent matching equations

Refs. [48, 49] demonstrated how the hydrodynamic equations can be solved in a model-independent manner in the case where only the two matching conditions Eq. (12) are used and the wall veloc-

ity is imposed. The purpose of Refs. [48, 49] was to express the kinetic energy fraction purely in terms of quantities that can be determined at the nucleation temperature and the wall velocity. To this end, a Python snippet was provided, which takes only the phase transition strength, the speed of sound, and the wall velocity as input parameters. These results can be seen as a generalization of Ref. [17], where the kinetic energy fraction was determined for the bag equation of state. In that case, the speed of sound is assumed to be $c^2 = 1/3$ and the kinetic energy fraction is a function of the phase transition strength and wall velocity only. In this work, we will follow the approach developed in [48, 49], and provide the wall velocity and the kinetic energy fraction as a function of the phase transition strength and the speed of sound in both phases. As we will see, an additional parameter, the ratio of enthalpies in both phases, is also required.

We first briefly summarize the approach of Refs. [48, 49] and demonstrate how it can be applied to the case with our new matching condition, which will allow for a model-independent determination of the wall velocity in LTE. Following Refs. [48, 49] we define the following notation:

$$\begin{aligned} \Delta X &\equiv X_s(T_+) - X_b(T_-) = [X_s(T_+) - X_b(T_+)] + [X_b(T_+) - X_b(T_-)] \\ &\equiv DX(T_+) + \delta X, \end{aligned} \quad (16)$$

where X denotes any thermodynamic quantity (e.g. p, e, ω or s). Here, the symbol D denotes the difference of the quantities of the same type in the symmetric and broken phases evaluated at the same temperature which is not necessarily limited to T_+ and will be indicated explicitly. The matching equations for v_{\pm} , Eq. (13) can then be written as

$$\frac{v_+}{v_-} = \frac{1 - \Delta e/\omega_+}{1 - \Delta p/\omega_+}, \quad v_+ v_- = \frac{\Delta p/\omega_+}{\Delta e/\omega_+}. \quad (17)$$

At this point, it is particularly convenient to limit our discussion to the case where the sound velocities are approximately constant in both phases. This approximation is reasonable when $c_{b,s}(T)$ depend only weakly on T , or when T is approximately uniform, which implies $T_+ \approx T_- \approx T_n$. The former case is expected to hold in most realistic scenarios where the Universe is radiation dominated, since we then have $c_{b,s}^2(T) \approx 1/3$. And the latter is obtained when the FOPT is not too strong. The sound velocities can then be evaluated with

$$c_{b,s} \approx c_{b,s}(T_n) = \left. \frac{dp_{b,s}/dT}{T d^2 p_{b,s}/dT^2} \right|_{T_n}. \quad (18)$$

The assumption of constant sound speed allows for a mapping onto a simple ‘‘template model’’ (called the ν -model in Ref. [48]), which was first introduced in [50] and will be discussed in more detail in Sec. 4. Using this approximation, and introducing the so-called pseudotrace $\bar{\theta}$, the corresponding phase transition strength α and the ratio of enthalpies Ψ ,

$$\bar{\theta} = \left(e - \frac{p}{c_b^2} \right), \quad \alpha(T) = \frac{D\bar{\theta}(T)}{3\omega_s(T)}, \quad \Psi(T) = \frac{\omega_b(T)}{\omega_s(T)}, \quad (19)$$

we show in Appendix B that the matching equations (15) and (17) reduce to

$$\frac{v_+}{v_-} = \frac{v_+v_-(\nu-1) - 1 + 3\alpha_+}{v_+v_-(\nu-1) - 1 + 3v_+v_-\alpha_+}, \quad (20a)$$

$$v_+v_- = \frac{-\left(\frac{\gamma_+}{\gamma_-}\right)^\nu \Psi_+ + 1 - 3\alpha_+}{3\nu\alpha_+} [1 - (\nu-1)v_+v_-], \quad (20b)$$

where $\nu \equiv 1 + 1/c_b^2$, $\alpha_+ \equiv \alpha(T_+)$ and $\Psi_+ \equiv \Psi(T_+)$.

For deflagration and hybrid solutions (to be discussed in Sec. 4), T_+ is not known *a priori*, which makes the calculation of α_+ and Ψ_+ difficult. One must rely on the integration of Eqs. (6) to compute ω_+ , which allows us to express α_+ and Ψ_+ in terms of $\alpha_n \equiv \alpha(T_n)$ and $\Psi_n \equiv \Psi(T_n)$ as

$$\alpha_+ = \frac{\mu - \nu}{3\mu} + \frac{\omega_n}{\omega_+} \left(\alpha_n - \frac{\mu - \nu}{3\mu} \right), \quad (21a)$$

$$\Psi_+ = \Psi_n \left(\frac{\omega_+}{\omega_n} \right)^{\nu/\mu-1}, \quad (21b)$$

with $\mu \equiv 1 + 1/c_s^2$. These relations hold in the limit of constant sound speed and can easily be confirmed with the equation of state introduced in Sec. 4.

Another motivation for assuming the sound velocities to be constant is that they appear in the fluid equations (6). It then becomes necessary to assume the sound speeds to be approximately temperature independent if we want to keep the discussion independent of the explicit expressions of the pressure and energy density. This approximation turns out to work very well in practice for typical models featuring a FOPT [48, 49, 51].

Inspection of Eqs. (6), (20) and (21) then reveals that all model-dependence in the hydrodynamic equations has been captured by the four parameters α_n , Ψ_n , c_b and c_s . They can all be computed from a particle physics model at the temperature T_n , which is assumed to be known beforehand.

4 Template model and results

For the numerical study, we work in the template model in which the sound speeds are exactly temperature independent. But the results can also be applied to other models when the sound speeds are only approximately temperature independent, see Appendix B for a discussion of the applicability of the approximation. The results presented in this section have been obtained with the Python code given in Appendix C.

The template model is a useful tool to find a particle-physics-model-independent solution to the hydrodynamic equations. It was introduced in Ref. [50] as a generalization of the bag model,

with the following equation of state

$$e_s(T) = \frac{1}{3}a_+(\mu - 1)T^\mu + \epsilon, \quad p_s(T) = \frac{1}{3}a_+T^\mu - \epsilon, \quad (22)$$

$$e_b(T) = \frac{1}{3}a_-(\nu - 1)T^\nu, \quad p_b(T) = \frac{1}{3}a_-T^\nu. \quad (23)$$

Here, ϵ is temperature independent and parameterizes the vacuum energy and μ, ν are constants related to the sound speed in the symmetric and broken phases through

$$\mu = 1 + \frac{1}{c_s^2}, \quad \nu = 1 + \frac{1}{c_b^2}. \quad (24)$$

The temperature-independent parameters a_\pm are dimensionful. The bag model is recovered when $\mu = \nu = 4$ and in that case, a_\pm become dimensionless. This equation of state was used in Refs. [48, 49] to parameterize the kinetic energy fraction.

For phase transitions that are dominated by the particle content of the Standard Model, one expects the speed of sound to remain rather close to $c_{s,b} \approx 1/\sqrt{3}$ [51, 52], and, depending on the required level of accuracy, computations in the bag model might suffice. For phase transitions taking place in a hidden sector, on the other hand, deviations from $c_{s,b} = 1/\sqrt{3}$ can be significant [51]. Especially in phase transitions in a strongly coupled sector, the sound speed can be very suppressed [31, 53]. Moreover, the value of Ψ_n can also be significantly smaller than the typical value in Standard-Model-like phase transitions [54]. It should be noted though, that the applicability of LTE in these set-ups has not been studied.

Detonations Supersonic walls ($v_+ \geq c_b$) are described by detonation solutions. For these bubbles, no shock wave can propagate in front of the wall, which implies $v_+ = \xi_w$, $T_+ = T_n$, $\alpha_+ = \alpha_n$ and $\Psi_+ = \Psi_n$. To obtain a consistent solution, a rarefaction wave must be present behind the supersonic wall, satisfying the conditions $c_b \leq v_- \leq v_+$. From Eq. (20a), it can be seen that the upper bound is reached for $v_+ = v_- = 1$, while the lower bound is reached for $v_- = c_b$ and corresponds to a Jouguet detonation with a wall velocity

$$\xi_w = \xi_J = c_b \left(\frac{1 + \sqrt{3\alpha_n(1 - c_b^2 + 3c_b^2\alpha_n)}}{1 + 3c_b^2\alpha_n} \right). \quad (25)$$

The Jouguet velocity ξ_J is the smallest wall velocity a physically consistent detonation solution is allowed to have.

More generally, Eq. (20a) has the solution

$$v_- = \frac{A + \sqrt{A^2 - 4c_b^2\xi_w^2}}{2\xi_w}, \quad (26)$$

with $A = \xi_w^2 + c_b^2[1 - 3\alpha_n(1 - \xi_w^2)]$. Substituting this result into Eq. (20b), one can finally solve for ξ_w . The detonation solution is independent of c_s .

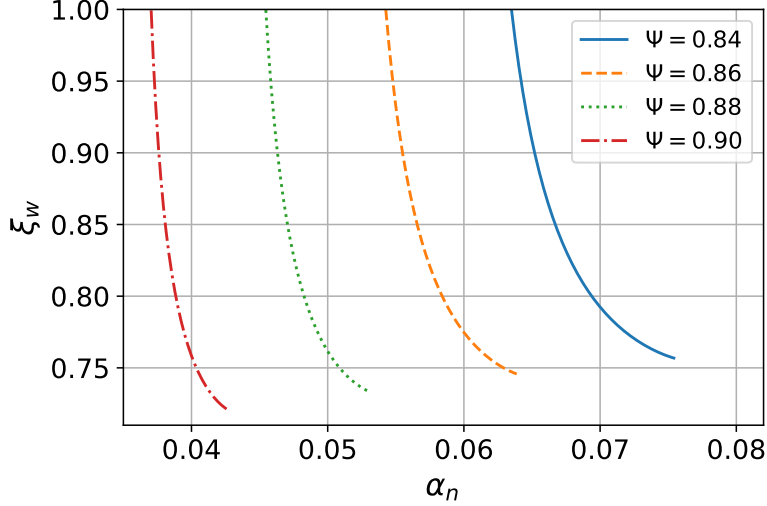


Figure 2: Wall velocity for detonation solutions as a function of α_n with $\nu = 4$.

Surprisingly, when solving all the matching equations as described above, we observe that the wall velocity is a decreasing function of α_n , see Fig. 2. This observation is consistent with Ref. [46]. Intuitively, this behavior can be explained by the fact that the friction slowing down the wall is maximized at the Jouguet velocity, when the hydrodynamic effects are the most violent. Thus, the fastest detonation solution ($\xi_w = 1$) is reached when α_n is equal to its minimal value $\alpha_{n,\min}^{\text{det}}$. When the deviation from the bag EOS is small ($\nu \approx 4$) and assuming $\alpha_n \ll 1$, one can show that

$$\alpha_{n,\min}^{\text{det}} \approx \frac{1 - \Psi_n}{12\Psi_n} [4 - (1 - \Psi_n)(\nu - 4)], \quad \text{for } |\nu - 4| \ll 1. \quad (27)$$

Note that when deriving the above result one cannot directly substitute the limit $v_+ = v_- = 1$ into Eq. (20b) as the ratio (γ_+/γ_-) is indeterminate in that limit. On the other hand, the slowest detonation ($\xi_w = \xi_J$) is reached when $\alpha_n = \alpha_{n,\max}^{\text{det}}$, which can be approximated when $\Psi_n \approx 1$ by

$$\alpha_{n,\max}^{\text{det}} \approx \frac{1 - \Psi_n}{3} \left(1 + \frac{\nu}{3} \sqrt{\frac{1 - \Psi_n}{(\nu - 1)(\nu - 2)}} \right), \quad \text{for } |1 - \Psi_n| \ll 1. \quad (28)$$

Detonation solutions can only exist in the narrow range $\alpha_n \in [\alpha_{n,\min}^{\text{det}}, \alpha_{n,\max}^{\text{det}}]$. Models outside of this bound will not nucleate at all or give either deflagration or hybrid solutions (to be discussed below) or runaway walls, indicating that no static solution can be found. More realistically, in the latter case, we still expect the wall to reach a terminal velocity due to out-of-equilibrium effects which are not considered here. We refer the readers to Refs. [27, 29, 34, 55, 56] for discussions of the wall velocity in the ultrarelativistic limit.

Deflagrations For walls propagating at a subsonic speed ($\xi_w < c_b$), solutions correspond to deflagration profiles. These solutions are characterized by a shock wave propagating in front of

the wall while the plasma is at rest behind it, which implies $v_- = \xi_w$. Furthermore, the fluid in front of the shock wave is unperturbed, leading to the conditions $v_{\text{sw},+} = \xi_{\text{sw}}$ and $T_{\text{sw},+} = T_n$, where the subscript “sw” indicates that the quantity is defined in the neighborhood and the rest frame of the shock-wave front.

The matching relations Eqs. (13) can be applied directly to the shock front, where they lead to simpler equations since the equation of state is the same behind and ahead of the shock wave. One can show that these matching conditions simplify to

$$v_{\text{sw},-} = \frac{c_s^2}{\xi_{\text{sw}}}, \quad (29a)$$

$$\frac{\xi_{\text{sw}}}{v_{\text{sw},-}} = \frac{(\mu - 1)T_{\text{sw},-}^\mu + T_n^\mu}{(\mu - 1)T_n^\mu + T_{\text{sw},-}^\mu}. \quad (29b)$$

Generally, determining the wall velocity of a deflagration is numerically more involved than for detonations as one needs to solve in addition the fluid equations (6); one has to integrate Eqs. (6) through the shock wave (from ξ_w to ξ_{sw}) to relate the quantities right in front of the wall to those right behind the shock front. The boundary conditions for the fluid equations ($v_- = \xi_w$ and $T_{\text{sw},+} = T_n$) are given at two distinct locations so that the full initial conditions for these differential equations are not known *a priori*. Therefore, it is typically necessary to use a shooting algorithm, varying T_+ and ξ_w until all the matching equations (20) and (29) can be simultaneously satisfied. It should be noted here, that the obtained solution does not exactly satisfy the LTE condition Eq. (15) at the shock front, although numerically the deviations are small. For wall velocities of $\xi_w < 0.8$, we find that the deviation from Eq. (15) is smaller than 1%. Deviations become more sizeable for larger wall velocities, but we in any case expect out-of-equilibrium effects to become important in that regime [25].

Unlike for detonations, we observe that ξ_w is an increasing function of α_n , see Fig. 3. Again, only a finite range of α_n can sustain a deflagration solution. The stationary wall limit ($\xi_w = 0$) is attained when $\alpha_n = \alpha_{n,\text{min}}^{\text{def}}$. In this limit, we intuitively expect the fluid to be unperturbed by the presence of the wall, which implies $\xi_w = v_- = v_+ = 0$ and $T_- = T_+ = T_n$. From Eq. (13), one easily sees that this situation corresponds to $Dp(T_n) = 0$. Therefore, the condition $\xi_w > 0$ (or $\alpha_n > \alpha_{n,\text{min}}^{\text{def}}$) is equivalent to $Dp(T_n) < 0$, which is necessary for the bubble to be able to nucleate. From the definitions of α_n and Ψ_n and using the condition $Dp(T_n) = 0$, one can show that α_n cannot be smaller than $(1 - \Psi_n)/3$. A similar condition is obtained by requiring the vacuum energy ϵ to be positive, which results in a lower bound of $\frac{1}{3\mu}(\mu - \nu)$. The minimal α_n is therefore given by

$$\alpha_{n,\text{min}}^{\text{def}} = \max \left[\frac{1 - \Psi_n}{3}, \frac{\mu - \nu}{3\mu} \right]. \quad (30)$$

Hybrids Finally, in the gap between deflagrations and detonations ($c_b \leq \xi_w < \xi_J$), phase transitions are described by hybrid solutions. These walls have both a rarefaction and a shock wave, and satisfy the boundary condition $v_- = c_b$. Since they also satisfy $v_- \geq v_+$, these solutions

can technically be classified as deflagrations, and they indeed share similar properties with the latter. The wall velocity for hybrid solutions can be determined with a method completely analogous to deflagrations, with the appropriate boundary conditions.

Interestingly, the transition from deflagration to hybrid is continuous with respect to α_n . Thus, in most applications, it is not necessary to make any distinction between the two. The highest wall velocity is reached at $\xi_w = \xi_J$ when $\alpha_n = \alpha_{n,\max}^{\text{hyb}}$. This limit is obtained when the wall is infinitesimally close to the shock front. Any increase in α_n would therefore result in the wall getting ahead of the shock wave, which is not physically consistent. Since in this limit, the wall and shock front are essentially at the same location, it is not necessary to integrate Eqs. (6) through the shock wave and the matching equations can be applied directly to relate the plasma behind the wall and in front of the shock wave. This situation is completely analogous to a Jouguet detonation, which allows us to conclude

$$\alpha_{n,\max}^{\text{hyb}} = \alpha_{n,\max}^{\text{det}}. \quad (31)$$

4.1 Wall velocity

An important consequence of the previous discussion is that regions of the parameter space with a detonation solution always come with a deflagration or hybrid solution as well. Specifically, since $\alpha_{n,\min}^{\text{def}}$ is the smallest α_n at which a bubble can nucleate, and since $\alpha_{n,\max}^{\text{hyb}} = \alpha_{n,\max}^{\text{det}}$, the range of possible α_n for detonations is always included in the one for deflagrations and hybrids. Although there are two solutions to the hydrodynamic equations in this region of α_n , only the slower one is realistic as we can imagine that the bubble is nucleated with vanishing wall velocity and accelerates until the first static solution is obtained. Therefore, in LTE, realistic static solutions are always deflagration or hybrid solutions. We will thus omit detonation solutions in this section, as they have no practical purpose.

Plots of the wall velocity for deflagration and hybrid solutions are shown in Fig. 3. On the left-hand side, one can see that even for hybrid solutions, the wall can nearly reach the speed of light, provided that Ψ_n is not too large and α_n is close to $\alpha_{n,\max}^{\text{hyb}}$. This happens because, at low Ψ_n , ξ_w and v_J increase at a similar rate with α_n . This has the interesting consequence that for $\Psi_n \lesssim 0.8$, it is almost guaranteed to obtain a deflagration or hybrid solution, as $\alpha_{n,\max}^{\text{hyb}}$ becomes very large which means most realistic models will satisfy $\alpha_n < \alpha_{n,\max}^{\text{hyb}}$.¹ On the other hand, for Ψ_n closer to 1, the range of allowed α_n becomes narrower. This is consistent with the results of Ref. [25], who studied the singlet scalar extension for which $\Psi_n \gtrsim 0.9$. Another striking result of Ref. [25] was the absence of walls with low velocity. Here, we do get velocities as low as $\xi_w = 0$. But from the discussion above, we now understand that these slow walls correspond to $Dp \approx 0$, where bubble nucleation is highly inefficient. Therefore, in a realistic situation where we assume

¹We remind the reader that GW simulations from sound waves have been performed only for $\alpha_n \lesssim 0.1$ [9, 57–60], except for Ref. [61], where values up to $\alpha_n \lesssim 1$ were simulated. For those relatively large values of α_n the GW spectrum gets suppressed compared to the case of weaker phase transitions, especially for deflagrations.

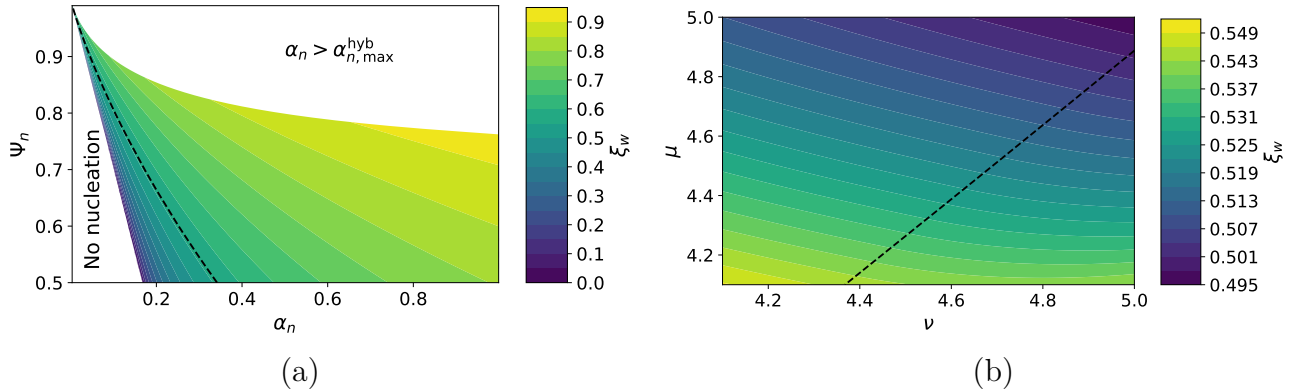


Figure 3: Wall velocity for deflagration and hybrid solutions as a function of: (a) α_n and Ψ_n with $\nu = 4.2$ and $\mu = 4.1$; (b) ν and μ with $\alpha_n = 0.1$ and $\Psi_n = 0.8$. The black dashed line corresponds to $\xi_w = c_b$, such that deflagration and hybrid solutions are on the left and right sides of the line, respectively.

that bubbles have been able to nucleate with a sufficiently large rate, Dp (and α_n) cannot be arbitrarily small which leads to relatively large ξ_w , implying that the limit of $\xi_w \rightarrow 0$ in Fig. 3 may not be realistic.

The dependence of the wall velocity on the speeds of sound is shown in Fig. 3b. The wall velocity depends more strongly on c_s , the speed of sound in front of the wall, and only weakly on c_b . Overall, we observe variations of order 20% when varying μ and ν between 4 and 5 which can have a significant impact when high accuracy is needed.

Until now, we have not discussed the possibility of phase transitions with $\alpha_n > \alpha_{n,\max}^{\text{hyb}}$. For these models, the LTE approximation predicts that no static deflagration, hybrid or detonation solution exists. Thus, the only possibility in this context is a nonstatic solution, which corresponds to a runaway wall. These walls never reach a terminal velocity and continue accelerating towards $\xi_w \rightarrow 1$ until the phase transition is completed. In reality however, runaway walls appear unlikely, as Ref. [56] showed that the pressure created by interactions between the wall and gauge bosons diverges in the limit $\xi_w \rightarrow 1$ (we refer the readers to Refs. [27, 29, 34] for more recent discussions of this effect). This signals the breakdown of the LTE approximation at ultrarelativistic speeds, which cannot model such interactions as they create large deviations from equilibrium. Phase transitions can therefore be classified into two groups: deflagrations/hybrids with $\alpha_n < \alpha_{n,\max}^{\text{hyb}}$ which can be treated approximately with the LTE approximation, and ultrarelativistic detonations with² $\alpha_n > \alpha_{n,\max}^{\text{hyb}}$ which are stopped at high velocity by out-of-equilibrium effects and thus cannot be modelled by LTE [25].

Validity of the LTE approximation. One of the main sources of uncertainty in the calculation made in this paper stems from the assumption of LTE. Of course, in a realistic situation,

²We expect that the exact value of $\alpha_{n,\max}^{\text{hyb}}$ will change once out-of-equilibrium effects are taken into account.

this approximation is not exactly satisfied as the wall perturbs the plasma and can provoke a deviation from equilibrium around it. Typically, these perturbations create an additional source of friction slowing down the wall, making the actual wall velocity smaller than what is predicted by the LTE assumption.

Nevertheless, one can hope that these deviations from equilibrium are small and that LTE accurately represents the plasma. This is effectively the conclusion of Ref. [25], who studied the wall velocity in the singlet scalar extension and found a good agreement between LTE and the full treatment including deviations from equilibrium of the top quark. More recently, Ref. [62] performed a similar analysis where the authors observed a greater sensitivity on the out-of-equilibrium perturbations. Still, the wall velocities found with the two treatments only deviate by approximately 20%.

The model used in these two studies only explores the region of parameter space where $\Psi_n \gtrsim 0.9$. Therefore, the parameter space $\Psi_n < 0.9$ has not yet been tested, and it remains to be seen if LTE can accurately describe the plasma in this region. In general, we expect the out-of-equilibrium effects to become more important at higher α_n and ξ_w . Furthermore, the magnitude of the out-of-equilibrium effects can also depend on model-dependent features, like the variation of the vacuum expectation values of the scalar fields. Thus, it is impossible to guarantee the applicability of LTE with only the model-independent description made in this paper.

Finally, even if the deviation from equilibrium turns out to be large, LTE might still be a useful tool as it offers an upper bound for the wall velocity. An interesting consequence is that if a deflagration or hybrid solution exists within LTE, it will also exist when the out-of-equilibrium effects are considered. In other words, LTE always underestimates $\alpha_{n,\min}^{\text{hyb}}$. In particular, models with $\Psi_n \lesssim 0.75$ cannot become a detonation, as LTE predicts a prohibitively large (possibly infinite) $\alpha_{n,\max}^{\text{hyb}}$ in this region.

Fit of the wall velocity for $\nu = \mu = 4$. Most phase transitions of interest happen when the Universe is radiation dominated. In that case, it is generally a good approximation to assume the speeds of sound to be $c_{b,s}^2 \approx 1/3$. For the reader's convenience, we present here a numerical fit for ξ_w that is valid in this restricted region of the parameter space.

It is possible to derive analytically a formula for the wall velocity when $\alpha_n \approx \alpha_{n,\min}^{\text{def}}$, which corresponds to small ξ_w . It can be obtained by expanding linearly the fluid equations (6) and (20) for small ξ_w , v_+ and v_- . The solution then reads

$$\xi_w^{\text{low}} = \sqrt{\frac{3\alpha_n + \Psi - 1}{2(2 - 3\Psi + \Psi^3)}}. \quad (32)$$

This formula is accurate for $\xi_w \lesssim 0.5$.

Similarly, one can expand the fluid equations for $\xi_w \rightarrow 1$ to get a formula valid at high velocity. It can be shown that $1 - \xi_w$ is then proportional to $1/\alpha_n$. This motivates the following

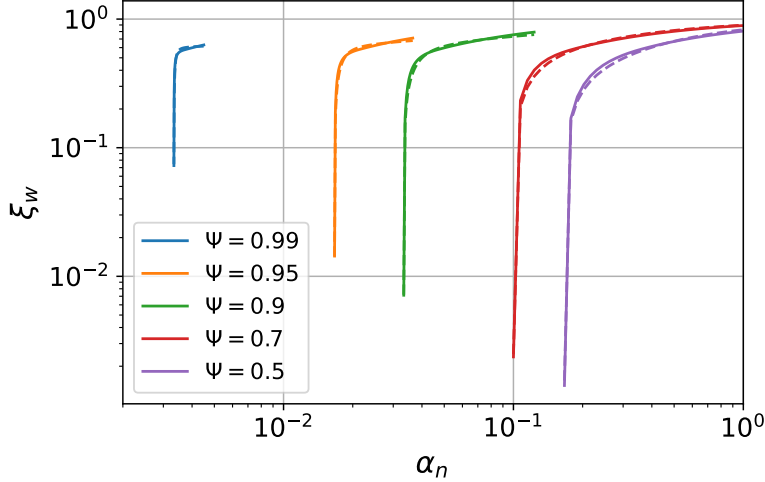


Figure 4: Comparison of the numerical fit (34) (dashed lines) to the complete numerical solution (solid lines) for several values of Ψ .

formula:

$$\xi_w^{\text{high}} = v_J \left(1 - a \frac{(1 - \Psi)^b}{\alpha_n} \right), \quad (33)$$

where v_J is the Jouguet velocity defined in Eq. (25), and a and b are numerical coefficients that need to be fitted against some data.

One can finally obtain a fit valid for all wall velocities by interpolating between ξ_w^{low} and ξ_w^{high} . We achieve this by taking the p -norm of these two formulas, which is defined by

$$\xi_w^{\text{fit}} = \|(\xi_w^{\text{low}}, \xi_w^{\text{high}})\|_p \equiv \left(|\xi_w^{\text{low}}|^p + |\xi_w^{\text{high}}|^p \right)^{1/p}, \quad (34)$$

with $p < 0$. In the limit $p \rightarrow -\infty$, the p -norm converges towards the minimum of the two arguments. So for finite negative p , it can be interpreted as a smoothed minimum function that can be used to interpolate between the low and high ξ_w regime efficiently.

We have fitted the formula (34) against the data shown in Fig. 3 and found the optimal numerical coefficients to be $a = 0.2233$, $b = 1.704$ and $p = -3.433$. These values give an error well below 10% most of the times. Note that the fit should only be applied for $\alpha_n > \alpha_{n,\text{min}}^{\text{def}}$ and the resulting wall velocity should be smaller than the Jouguet velocity, e.g., $\xi_w^{\text{fit}} < v_J$. A comparison of the fit to the complete numerical solution is shown in Fig. 4.

4.2 Kinetic energy fraction

Now that we have a way to compute the wall velocity, it becomes possible to determine the kinetic energy fraction K completely from the four parameters α_n , Ψ_n , c_s and c_b . This is a great

improvement over previous studies that had to compute K as a function of ξ_w , which had to remain unspecified.

We introduced the adiabatic index in Sec. 2 as

$$\Gamma = \frac{\omega_n}{e_n}. \quad (35)$$

In the context of the model-independent parameterization of the hydrodynamics in terms of α_n, c_b, c_s and Ψ_n , the adiabatic index may be understood as a fifth parameter that is needed to capture the details of the model. However, we demonstrate here how it can be obtained from the other four parameters. This is only possible if we explicitly rely on the assumption that the speed of sound is approximately constant in the broken phase, i.e.,

$$c_b^2 \approx \frac{p_b(T_n)}{e_b(T_n)}. \quad (36)$$

Now α_n simplifies to

$$\alpha_n \approx \frac{e_n - \frac{1}{c_b^2} p_n}{3\omega_n} = \frac{1}{3\Gamma} \left(1 + \frac{1}{c_b^2} \right) - \frac{1}{3c_b^2}, \quad (37)$$

and we thus approximate the adiabatic index as

$$\Gamma \approx \frac{\nu}{3\alpha_n + \nu - 1}. \quad (38)$$

The above relation becomes exact in the template model.

Plots of the kinetic energy fraction are shown in Fig. 5. Unlike the calculation of the wall velocity, it is still possible to estimate K even when $\alpha_n > \alpha_{n,\max}^{\text{hyb}}$. Effectively, as argued in the previous subsection, these walls become ultrarelativistic detonation solutions satisfying $\gamma_w \gg 1$. It was pointed out in Ref. [17] that the kinetic energy fraction does not depend on ξ_w in this limit; it can therefore be computed even if the precise value of ξ_w is unknown, and therefore we do not need to rely on LTE approximation.

As expected, the transition from hybrid to detonation solutions is not continuous in K , since the wall velocity suddenly jumps from v_J to 1. We generally observe that K is greater for hybrid walls than for detonations. Another interesting result is that, for hybrid walls, K is not a strictly increasing function of α_n . Effectively, when $\Psi_n \gtrsim 0.9$, most of the kinetic energy is stored in the shock wave, which becomes thinner as α_n approaches $\alpha_{n,\max}^{\text{hyb}}$, leading to a smaller K . For smaller Ψ_n , the energy in the rarefaction wave also becomes important and thus can compensate for the thinner shock wave, and therefore K increases with α_n , as expected. The kinetic energy fraction for detonations is always an increasing function of α_n and c_b .

The dependence of K on the sound velocities for deflagration and hybrid walls is shown in Fig. 5b. Contrary to ξ_w , K depends mostly on c_b and very little on c_s . Again, variations of μ and ν between 4 and 5 only have a quantitative impact on K , causing a relative change of order 25%.

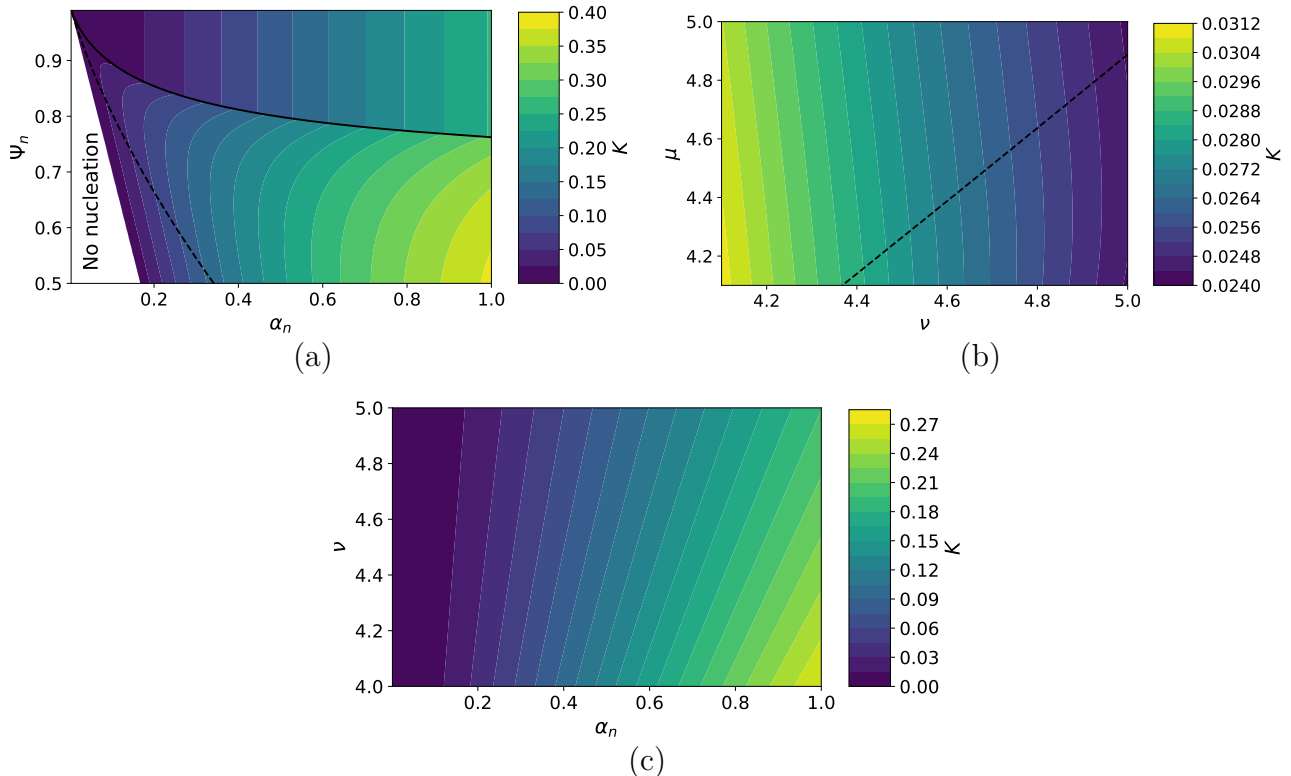


Figure 5: (a) and (b): Kinetic energy fraction for the same parameters as used in Fig. 3. The black dashed line corresponds to $\xi_w = c_b$, while the black solid line separates hybrid walls from ultrarelativistic detonations. (c): Kinetic energy fraction for ultrarelativistic detonations only as a function of α_n and ν (we do not specify Ψ_n or μ as they have no effect on K in that regime).

5 Conclusions

FOPTs are a promising source of GW signals that could be observable with the next generation of GW detectors [11–13, 18]. These transitions are usually associated with new physics beyond the Standard Model, and detecting the associated GW signal would be a triumph of particle physics. Therefore, the properties of the generated GW signals have been extensively studied in recent years. The GW power spectrum is sensitive to six quantities, namely the Hubble parameter during percolation H_* , the phase transition strength α_n , the bubble wall velocity ξ_w , the transition rate β , and the sound speeds c_s and c_b .³ Among these quantities, the wall velocity is the most difficult to compute and is usually model dependent. Often, the value of the wall velocity is either treated as an unknown parameter or approximated as $\xi_w \rightarrow 1$.

In this work, we have shown that the uncertainty associated to the wall velocity can be eliminated if the plasma is assumed to be in LTE, which has been shown to be a good approxi-

³In the simplest bag equation of state, the sound speeds are fixed at $1/\sqrt{3}$ and are therefore not treated as parameters.

mation in the singlet scalar extension of the Standard Model in Ref. [42]. The benefit of the LTE approximation is that entropy conservation provides a new matching condition which makes a determination of the wall velocity possible, as was shown in Ref. [46] in the bag equation of state. In this paper, we have demonstrated that this new matching condition can be used to compute the bubble wall velocity and the energy fraction in more general situations. We found that the dependence on the wall velocity would be replaced by a dependence on a new thermodynamical quantity Ψ_n , the ratio of the enthalpies in the broken and symmetric phases. We have demonstrated that the hydrodynamics in LTE can be fully characterized by four quantities: Ψ_n , α_n , c_s , and c_b .

We have considered all the possible modes of fluid motion: detonations, hybrids, and deflagrations, without resorting to the planar wall approximation. We found that, whenever the parameters allow for a detonation solution, a deflagration or hybrid solution also exists, rendering the detonation solutions irrelevant in LTE. This indicates that the determination of the wall velocity for detonations requires the inclusion of out-of-equilibrium effects. For the deflagration and hybrid solutions, our results for the bubble wall velocities should provide a good approximation, and at least an upper bound, of the velocities when calculated with out-of-equilibrium effects included.

We found that the wall velocity is an increasing function of both α_n and Ψ_n . When α_n is varied with the other parameters fixed, a solution exists only within a finite range of α_n . Outside of this range, bubbles do not nucleate, or significant out-of-equilibrium effects are expected to violate LTE. The allowed range of α_n is narrow for Ψ_n close to unity, but becomes broader when Ψ_n decreases. For $\Psi_n \lesssim 0.8$, the solution exists over a large range of α_n , suggesting that the LTE approximation can potentially have a broad range of applications, although finding a solution itself does not indicate that LTE is applicable. Notably, we observed that the wall velocity can approach the speed of light when Ψ_n is not too large. The sound speeds also affect the wall velocity, with the sound speed in the symmetric phase c_s having a greater impact than that in the broken phase c_b . We found that varying c_s and c_b between $1/\sqrt{3}$ and $1/\sqrt{4}$ resulted in variations of around 20% in the wall velocity. Since there are many models in which the phase transition would occur with $c_{s,b} \approx 1/\sqrt{3}$, we have provided a fit for the wall velocity in the special case $c_{s,b} = 1/\sqrt{3}$.

We have also computed the kinetic energy fraction K for both our LTE solutions and ultra-relativistic walls. We confirmed that hybrid walls generally have a greater K than detonations. We also found an interesting non-monotonic behavior of K as a function of α_n , resulting from a competition between the kinetic energy stored in the shock wave and the rarefaction wave. The energy fraction K is also sensitive to the sound speeds, but mostly to c_b and only slightly to c_s . We have observed variations of approximately 25% when varying c_s and c_b between $1/\sqrt{3}$ and $1/\sqrt{4}$.

At last, we have provided a Python snippet which the reader can use to compute the wall velocity and energy fraction for other values of interest of the parameters ($\alpha_n, \Psi_n, c_s, c_b$). Even though for some regions of the parameters, unexpected out-of-equilibrium effects may have significant contributions to the friction, our results on the wall velocity can still be interpreted as

an upper bound as out-of-equilibrium effects always make the wall slower compared with the case when they are absent.

Acknowledgments

We would like to express our gratitude to Kavli IPMU, where this collaboration was initiated at the workshop “What the heck happens when the Universe boils?”. We would also like to thank all the participants for the helpful discussions during that workshop. WYA is supported by the UK Engineering and Physical Sciences Research Council (EPSRC), under Research Grant No. EP/V002821/1. BL is supported by the Fonds de recherche du Québec Nature et technologies (FRQNT). JvdV is supported by the Dutch Research Council (NWO), under project number VI.Veni.212.133.

A Entropy conservation in local equilibrium

In this Appendix, we show that entropy is conserved in LTE. From the argument given below, one can see that in principle the bubble wall velocity calculated with the equation of motion for ϕ , in the case of LTE, can be recovered from a calculation with the new matching condition studied in Ref. [46] and in the present work.

The energy-momentum tensors for the scalar background and the fluid read

$$T_\phi^{\mu\nu} = (\partial^\mu \phi) \partial^\nu \phi - g^{\mu\nu} \left(\frac{1}{2} (\partial\phi)^2 - V(\phi) \right), \quad (\text{A39})$$

$$T_f^{\mu\nu} = (e_f + p_f) u^\mu u^\nu - p_f g^{\mu\nu}, \quad (\text{A40})$$

where $V(\phi)$ is the zero-temperature tree-level potential for the scalar field and u^μ is the normalized four-velocity field ($u^\mu u_\mu = 1$) for the fluid. Here, e_f and p_f are the fluid energy density and pressure which vanish as the temperature approaches zero. However, one usually combines the fluid energy density and pressure with the tree-level scalar potential energy, $e = e_f + V(\phi)$, $p = p_f - V(\phi)$. e and p do not vanish at zero temperature, but the advantage of using them is that in terms of e and p the matching conditions for hydrodynamic quantities take the form of Eqs. (13) that appear commonly in the literature. Note that the fluid enthalpy $\omega = e_f + p_f = e + p$. In terms of e and p , the energy-momentum tensor for the fluid then takes the form as given in Eq. (3).

The partial derivatives of the two separate components of the energy-momentum tensors are given by

$$\partial_\mu T_\phi^{\mu\nu} = (\partial^\nu \phi) \left[\partial^2 \phi + V'(\phi) \right], \quad (\text{A41})$$

and

$$\partial_\mu T_f^{\mu\nu} = \partial_\mu [\omega u^\mu u^\nu] - (\partial^\nu T) \frac{\partial p}{\partial T} + (\partial^\nu \phi) V_1'(\phi, T), \quad (\text{A42})$$

where $V_1(\phi, T) = -p_f = -(p + V(\phi))$. Energy-momentum conservation of the full energy-momentum tensor then gives

$$(\partial^\nu \phi) [\partial^2 \phi + V_{\text{eff}}'(\phi, T)] + \partial_\mu [\omega u^\mu u^\nu] - (\partial^\nu T) \frac{\partial p}{\partial T} = 0, \quad (\text{A43})$$

where $V_{\text{eff}}(\phi, T) = V(\phi) + V_1(\phi, T)$. Multiplying the above equation with u_ν , we obtain

$$\begin{aligned} 0 &= (u_\nu \partial^\nu \phi) \left[\partial^2 \phi + V_{\text{eff}}'(\phi, T) \right] + u_\nu \partial_\mu (T s u^\mu u^\nu) - u_\nu (\partial^\nu T) \frac{\partial p}{\partial T} \\ &= (u_\nu \partial^\nu \phi) \left[\partial^2 \phi + V_{\text{eff}}'(\phi, T) \right] + T \partial \cdot S, \end{aligned} \quad (\text{A44})$$

where we defined the entropy current $S^\mu = s u^\mu$. We also used $u^\mu u_\mu = 1$ and (thus) $u_\mu \partial_\nu u^\mu = 0$.

The general equation of motion for the scalar background is

$$\partial^2 \phi + V'_{\text{eff}}(\phi) + \sum_i \frac{dm_i^2(\phi)}{d\phi} \int \frac{d^3 \mathbf{p}}{(2\pi)^3 2E_i} \delta f_i(p, x) = 0. \quad (\text{A45})$$

LTE can then be defined with the condition

$$\delta f_i = 0 \text{ for all } i, \quad (\text{A46})$$

such that the scalar equation of motion becomes

$$\partial^2 \phi + V'_{\text{eff}}(\phi) = 0. \quad (\text{A47})$$

Plugging this equation of motion into Eq. (A44), we see that LTE is equivalent to

$$\partial \cdot S = 0. \quad (\text{A48})$$

B Uniform speed of sound approximation

In this section we derive the matching equations (20) in two regimes where the speed of sound is approximately uniform in the plasma. The purpose of this approximation is to write the matching equations in a model-independent way, and to eliminate the dependence on T_- . This allows for the use of our results when only the nucleation temperature is known.

For the time being however, we will keep the discussion as general as possible and avoid making the assumption of uniform sound speed. A quantity that will turn out to be of particular importance is

$$\frac{\delta p}{\delta e} = \frac{p_b(T_+) - p_b(T_-)}{e_b(T_+) - e_b(T_-)} \equiv \zeta^2(T_+, T_-), \quad (\text{B49})$$

which is, at this point, a function of T_- and T_+ . After some algebra, one can obtain from Eqs. (17)

$$\frac{v_+}{v_-} = \frac{\left(\frac{v_+ v_-}{\zeta^2} - 1\right) + 3\alpha_+}{\left(\frac{v_+ v_-}{\zeta^2} - 1\right) + 3v_+ v_- \alpha_+}, \quad (\text{B50a})$$

$$\frac{\Delta p}{3\omega_+} \left(1 - \frac{v_+ v_-}{\zeta^2}\right) = v_+ v_- \alpha_+, \quad (\text{B50b})$$

with α_+ defined as in Eq. (19). These equations depend explicitly on T_- and T_+ , which makes them unsuitable for a model-independent application. Below, we will discuss regimes in which one can actually eliminate the T_- -dependence in ζ . After doing that, T_- would be completely eliminated in Eq. (B50a).

Let us now extend the analysis above with the new matching condition Eq. (15). Substituting it into Eq. (B50b), one obtains

$$\frac{p_s(T_+) - p_b(T_+\gamma_+/\gamma_-)}{3\omega_+} \left(1 - \frac{v_+v_-}{\zeta^2} \right) = v_+v_-\alpha_+. \quad (\text{B51})$$

The above equation is still not so useful for a model-independent analysis because it involves explicit expressions of the pressure, which equivalently require one to specify the effective potential. In analogy with Refs. [48, 49], we will now eliminate the explicit dependence on the pressure, and express everything in terms of a few thermodynamics quantities evaluated at a single temperature. Surprisingly, in the regimes where we can eliminate the T_- -dependence in ζ , we can also eliminate the explicit dependence on the pressure in Eq. (B51) as we now show.

Regime (i): Approximately temperature-independent sound speed in the broken phase If the sound speed in the broken phase is approximately temperature independent, then the equation of state must follow the template model, in which we have

$$\frac{\delta p_b(T)}{\delta e_b(T)} \approx \frac{1}{\nu - 1} = c_b^2 \equiv c_b^2(T_n), \quad (\text{B52})$$

Substituting the above relation into Eq. (B49), one obtains

$$\zeta(T_+, T_-) \approx c_b. \quad (\text{B53})$$

and substituting into Eq. (B50a) gives

$$\frac{v_+}{v_-} \approx \frac{v_+v_-(\nu - 1) - 1 + 3\alpha_+}{v_+v_-(\nu - 1) - 1 + 3v_+v_-\alpha_+}, \quad (\text{B54})$$

which is equivalent to Eq. (20a).

With the assumption that the sound speed in the broken phase is approximately constant, one should have [50]

$$e_b(T) \approx \frac{1}{3}a_-(\nu - 1)T^\nu, \quad p_b(T) \approx \frac{1}{3}a_-T^\nu. \quad (\text{B55})$$

Using the definitions of α_+ and Ψ_+ , one can show that

$$e_s(T_+) \approx (3\alpha_+ + \nu - 1) \frac{a_-T_+^\nu}{3\Psi_+}, \quad (\text{B56a})$$

$$p_s(T_+) \approx (1 - 3\alpha_+) \frac{a_-T_+^\nu}{3\Psi_+}. \quad (\text{B56b})$$

Substituting the above equations into Eq. (B51), one obtains

$$\frac{-\left(\frac{\gamma_+}{\gamma_-}\right)^\nu \Psi_+ + 1 - 3\alpha_+}{3\nu} [1 - (\nu - 1)v_+v_-] \approx v_+v_-\alpha_+, \quad (\text{B57})$$

which is Eq. (20b). Note that the above derivation does not assume the equation of state in the symmetric phase.

Regime (ii): Linear regime for the temperatures Another regime is when $T_+ \approx T_-$. In this case, one can then linearize $X_b(T_-)$ around T_+ (where X denotes any thermodynamic quantity), and δX can be approximated by

$$\delta X \approx (T_+ - T_-) \left. \frac{dX_b(T)}{dT} \right|_{T_+}, \quad (\text{B58})$$

and, correspondingly, the ratio $\delta p/\delta e$ can be approximated as

$$\zeta(T_+, T_-) \approx \left. \frac{dp_b/dT}{de_b/dT} \right|_{T_+} \equiv c_{b,+}^2 \equiv \frac{1}{\nu_+ - 1}, \quad (\text{B59})$$

where $c_{b,+}$ denotes the sound speed in the broken phase evaluated at T_+ . Substituting the above into Eq. (B50a), one obtains the same equation as (B54) except that ν is replaced with ν_+ .

To eliminate the dependence on the pressure in Eq. (B51), we expand the pressure p_b around its value at T_+ . Since we eliminated T_- using the matching condition Eq. (15), the expansion around $T_- \approx T_+$ is now an expansion around $\gamma_+/\gamma_- \approx 1$. Expanding $p_b(T_+\gamma_+/\gamma_-)$ up to second order, we have

$$\begin{aligned} & \frac{p_s(T_+) - p_b\left(\frac{T_+\gamma_+}{\gamma_-}\right)}{3\omega_+} \\ &= \frac{1}{3\omega_+} \left(p_s(T_+) - p_b(T_+) - \omega_b(T_+) \left(\frac{\gamma_+}{\gamma_-} - 1 \right) - \frac{1}{2} \omega_b(T_+) (\nu_+ - 1) \left(\frac{\gamma_+}{\gamma_-} - 1 \right)^2 \right) + \dots \\ &= \frac{1}{3\omega_+} \left(\frac{3\omega_+ \alpha_+ - De}{1 - \nu_+} - \omega_b(T_+) \frac{1}{\nu_+} \left(\frac{\gamma_+}{\gamma_-} \right)^{\nu_+} + \frac{\omega_b(T_+)}{\nu_+} \right) + \dots \\ &= \frac{-\left(\frac{\gamma_+}{\gamma_-}\right)^{\nu_+} \Psi_+ + 1 - 3\alpha_+}{3\nu_+} + \dots, \end{aligned} \quad (\text{B60})$$

where the dots denote terms of order $\mathcal{O}(\gamma_+/\gamma_-)^3$ and we have used the relations

$$\omega = e + p = T \frac{dp}{dT} \quad \Rightarrow \quad \frac{de}{dT} = T \frac{d^2 p}{dT^2}, \quad (\text{B61})$$

and the definition of the sound speed. With Eq. (B60), one gets the same equation as (B57) except that ν is replaced by ν_+ . Furthermore, if one adds the condition $T_+ \approx T_n$ which is generally the case when $T_+ \approx T_-$, ν_+ can safely be replaced by ν , recovering the same equations as in the first regime. Note that in the derivation of the matching equations in this regime one does not assume the equations of state in either phase.

In both regimes, we see that once we know the parameters α_+ , Ψ_+ and ν_+ (or ν), one can solve v_+ and v_- from Eqs. (B54) and (B57), determining the wall velocity ξ_w .

C Code snippet

In this section, we briefly describe the algorithm used to solve the hydrodynamic equations and provide a snippet of Python code that computes ξ_w and the efficiency factor κ in the template model. We have tested the code snippet with Python version 3.9. We have tested the code for values of $0.5 < \Psi_n < 0.99$ and $1/10 < c_{s,b}^2 < 2/3$. In some of these cases the code generates a warning due to the high level of precision that is requested. We have however confirmed that the value of the wall velocity is correct, so this warning can safely be ignored.

We start by describing how we compute the wall velocity for deflagration and hybrid walls, for which $v_- = \min(\xi_w, c_b)$. As the temperature in front of the wall is unknown at first, one needs to integrate Eqs. (6) to relate T_+ to the temperature in front of the shock wave, T_n . The first step is then to choose a trial value for ξ_w and solve Eqs. (20) for α_+ and v_+ . These values can be used as initial conditions⁴ to integrate Eqs. (6). We stop the integration when $\xi \frac{\xi - v(\xi)}{1 - \xi v(\xi)} = c_s^2$, which is satisfied at the shock front. At first, it will be impossible to satisfy Eq. (29) exactly, as the initial trial value of ξ_w may not be appropriate. One can then repeat this procedure with different values of ξ_w until Eq. (29) is satisfied at the shock wave.

This algorithm is implemented in the code snippet from lines 5 to 78. The wall velocity can be calculated with the function `find_vw`, which uses the function `root_scalar` from the library Scipy to determine the optimal ξ_w to solve Eq. (29) at the shock wave. The residual of this equation is computed by `shooting`, which relies on `solve_alpha`, `get_vp` and `w_from_alpha` to obtain α_+ , v_+ and ω_+ , and on `integrate_plasma` to integrate Eqs. (6) across the shock wave with the Scipy function `solve_ivp`. Furthermore, `find_vJ` is used to compute the Jouguet velocity, `eqWall` returns the residual of Eq. (20b) and `dfdV` implements Eqs. (6).

To ensure that a solution can be found, `find_vw` proceeds with the calculation only if $\alpha_{n,\min}^{\text{def}} < \alpha_n < \alpha_{n,\max}^{\text{hyb}}$, where $\alpha_{n,\min}^{\text{def}}$ is given in Eq. (30). $\alpha_{n,\max}^{\text{hyb}}$ is computed by `max_al`, which finds the value of α_n for which $\xi_w = v_J$.

The efficiency factor κ is calculated by `find_kappa`. It first determines ξ_w using `find_vw`, and then computes the velocity profile in the plasma with `integrate_plasma` and evaluates the integral (9) using the Scipy function `simps`. Note that we use units for which $\omega_n = 1$ in the code.

For completeness, we also include the function `detonation`, which finds the wall velocity for detonation walls with the LTE approximation. As argued in Sec. 4, we do not expect this type of solution to occur in a realistic situation in LTE as a second deflagration or hybrid solution with smaller ξ_w always exists. Moreover, at high wall velocity, out-of-equilibrium effects become more important which can make the LTE approximation less accurate. This function is not needed anywhere else in the code, and can therefore safely be omitted.

⁴The initial conditions are given by $v(\xi_w) = \frac{\xi_w - v_+}{1 - \xi_w v_+}$ and $\omega(\xi_w) = \frac{(1 - 3\alpha_n)\mu - \nu}{(1 - 3\alpha_+)\mu - \nu}$.

```

1 import numpy as np
2 from scipy.integrate import solve_ivp,simps
3 from scipy.optimize import root_scalar
4
5 def find_vJ(alN,cb2):
6     return np.sqrt(cb2)*(1+np.sqrt(3*alN*(1-cb2+3*cb2*alN)))/(1+3*cb2*alN)
7
8 def get_vp(vm,al,cb2,branch=-1):
9     disc = vm**4-2*cb2*vm**2*(1-6*al)+cb2**2*(1-12*vm**2*al*(1-3*al))
10    return 0.5*(cb2+vm**2+branch*np.sqrt(disc))/(vm+3*cb2*vm*al)
11
12 def w_from_alpha(al,alN,nu,mu):
13    return (abs((1-3*alN)*mu-nu)+1e-100)/(abs((1-3*al)*mu-nu)+1e-100)
14
15 def eqWall(al,alN,vm,nu,mu,psiN,solution=-1):
16    vp = get_vp(vm,al,1/(nu-1),solution)
17    ga2m,ga2p= 1/(1-vm**2),1/(1-vp**2)
18    psi = psiN*w_from_alpha(al,alN,nu,mu)**(nu/mu-1)
19    return vp*vm*al/(1-(nu-1)*vp*vm)-(1-3*al-(ga2p/ga2m)**(nu/2)*psi)/(3*nu)
20
21 def solve_alpha(vw,alN,cb2,cs2,psiN):
22    nu,mu = 1+1/cb2,1+1/cs2
23    vm = min(np.sqrt(cb2),vw)
24    vp_max = min(cs2/vw,vw)
25    al_min = max((vm-vp_max)*(cb2-vm*vp_max)/(3*cb2*vm*(1-vp_max**2)),(mu-nu)
26    /(3*mu))
27    al_max = 1/3
28    branch = -1
29    if eqWall(al_min,alN,vm,nu,mu,psiN)*eqWall(al_max,alN,vm,nu,mu,psiN)>0:
30        branch = 1
31    sol = root_scalar(eqWall,(alN,vm,nu,mu,psiN,branch),bracket=(al_min,al_max)
32    ),rtol=1e-10,xtol=1e-10)
33    if not sol.converged:
34        print("WARNING: desired precision not reached in 'solve_alpha'")
35    return sol.root
36
37 def dfdv(v,X,cs2):
38    xi,w = X
39    mu_xiv = (xi-v)/(1-xi*v)
40    dxidv = xi*(1-v*xi)*(mu_xiv**2/cs2-1)/(2*v*(1-v**2))
41    dwdv = w*(1+1/cs2)*mu_xiv/(1-v**2)
42    return [dxidv,dwdv]
43
44 def integrate_plasma(v0,vw,w0,c2,shock_wave=True):
45    def event(v,X,cs2):
46        xi,w = X
47        return xi*(xi-v)/(1-xi*v) - cs2
48    event.terminal = True
49    sol = None
50    if shock_wave:

```

```

49     sol = solve_ivp(dfdv, (v0, 1e-20), [vw, w0], events=event, args=(c2,), rtol=1
e-10, atol=1e-10)
50     else:
51         sol = solve_ivp(dfdv, (v0, 1e-20), [vw, w0], args=(c2,), rtol=1e-10, atol=1e
-10)
52     if not sol.success:
53         print("WARNING: desired precision not reached in 'integrate_plasma'")
54     return sol
55
56 def shooting(vw, alN, cb2, cs2, psiN):
57     nu, mu = 1+1/cb2, 1+1/cs2
58     vm = min(np.sqrt(cb2), vw)
59     al = solve_alpha(vw, alN, cb2, cs2, psiN)
60     vp = get_vp(vm, al, cb2)
61     wp = w_from_alpha(al, alN, nu, mu)
62     sol = integrate_plasma((vw-vp)/(1-vw*vp), vw, wp, cs2)
63     vp_sw = sol.y[0, -1]
64     vm_sw = (vp_sw - sol.t[-1]) / (1 - vp_sw * sol.t[-1])
65     wm_sw = sol.y[1, -1]
66     return vp_sw/vm_sw - ((mu-1)*wm_sw+1)/((mu-1)+wm_sw)
67
68 def find_vw(alN, cb2, cs2, psiN):
69     nu, mu = 1+1/cb2, 1+1/cs2
70     vJ = find_vJ(alN, cb2)
71     if alN < (1-psiN)/3 or alN <= (mu-nu)/(3*mu):
72         print('alN too small')
73         return 0
74     if alN > max_al(cb2, cs2, psiN, 100) or shooting(vJ, alN, cb2, cs2, psiN) < 0:
75         print('alN too large')
76         return 1
77     sol = root_scalar(shooting, (alN, cb2, cs2, psiN), bracket=[1e-3, vJ], rtol=1e
-10, xtol=1e-10)
78     return sol.root
79
80 def max_al(cb2, cs2, psiN, upper_limit=1):
81     nu, mu = 1+1/cb2, 1+1/cs2
82     vm = np.sqrt(cb2)
83     def func(alN):
84         vw = find_vJ(alN, cb2)
85         vp = cs2/vw
86         ga2p, ga2m = 1/(1-vp**2), 1/(1-vm**2)
87         wp = (vp+vw-vw*mu)/(vp+vw-vp*mu)
88         psi = psiN*wp**(nu/mu-1)
89         al = (mu-nu)/(3*mu) + (alN - (mu-nu)/(3*mu))/wp
90         return vp*vm*al/(1-(nu-1)*vp*vm) - (1-3*al - (ga2p/ga2m)**(nu/2)*psi)/(3*
nu)
91     if func(upper_limit) < 0:
92         return upper_limit
93     sol = root_scalar(func, bracket=((1-psiN)/3, upper_limit), rtol=1e-10, xtol=1e
-10)
94     return sol.root

```

```

95
96 def detonation(alN,cb2,psiN):
97     nu = 1+1/cb2
98     vJ = find_vJ(alN, cb2)
99     def matching_eq(vw):
100         A = vw**2+cb2*(1-3*alN*(1-vw**2))
101         vm = (A+np.sqrt(A**2-4*vw**2*cb2))/(2*vw)
102         ga2w,ga2m = 1/(1-vw**2),1/(1-vm**2)
103         return vw*vm*alN/(1-(nu-1)*vw*vm)-(1-3*alN-(ga2w/ga2m)**(nu/2)*psiN)
104     if matching_eq(vJ+1e-10)*matching_eq(1-1e-10) > 0:
105         print('No detonation solution')
106         return 0
107     sol = root_scalar(matching_eq,bracket=(vJ+1e-10,1-1e-10),rtol=1e-10,xtol=1
108     e-10)
109     return sol.root
110 def find_kappa(alN,cb2,cs2,psiN,vw=None):
111     if vw is None:
112         vw = find_vw(alN,cb2,cs2,psiN)
113     nu,mu = 1+1/cb2,1+1/cs2
114     kappa,wp,vm,vp = 0,1,0,0
115     if vw < 1:
116         vm = min(np.sqrt(cb2),vw)
117         al = solve_alpha(vw,alN,cb2,cs2,psiN)
118         vp = get_vp(vm,al,cb2)
119         wp = w_from_alpha(al,alN,nu,mu)
120         sol = integrate_plasma((vw-vp)/(1-vw*vp),vw,wp,cs2)
121         v,xi,w = sol.t,sol.y[0],sol.y[1]
122         kappa += 4*simps((xi*v)**2*w/(1-v**2),xi)/(vw**3*alN)
123     if vw**2 > cb2:
124         w0 = psiN*wp**(nu/mu)*((1-vm**2)/(1-vp**2))**(nu/2) if vw < 1 else
125         1+6*alN/(nu-2)
126         v0 = (vw-vm)/(1-vw*vm) if vw < 1 else 3*alN/(nu-2+3*alN)
127         sol = integrate_plasma(v0,vw,w0,cb2,False)
128         v,xi,w = np.flip(sol.t),np.flip(sol.y[0]),np.flip(sol.y[1])
129         mask = np.append(xi[1:]>xi[:-1],True)
130         kappa += 4*simps(((xi*v)**2*w/(1-v**2))[mask],xi[mask])/(vw**3*alN)
131     return kappa

```

References

- [1] V. A. Kuzmin, V. A. Rubakov, and M. E. Shaposhnikov, “On the Anomalous Electroweak Baryon Number Nonconservation in the Early Universe,” *Phys. Lett. B* **155** (1985) 36.
- [2] D. E. Morrissey and M. J. Ramsey-Musolf, “Electroweak baryogenesis,” *New J. Phys.* **14** (2012) 125003, [arXiv:1206.2942 \[hep-ph\]](#).
- [3] B. Garbrecht, “Why is there more matter than antimatter? Computational methods for leptogenesis and electroweak baryogenesis,” *Prog. Part. Nucl. Phys.* **110** (2020) 103727, [arXiv:1812.02651 \[hep-ph\]](#).
- [4] E. Witten, “Cosmic Separation of Phases,” *Phys. Rev. D* **30** (1984) 272–285.
- [5] A. Kosowsky, M. S. Turner, and R. Watkins, “Gravitational radiation from colliding vacuum bubbles,” *Phys. Rev. D* **45** (1992) 4514–4535.
- [6] A. Kosowsky and M. S. Turner, “Gravitational radiation from colliding vacuum bubbles: envelope approximation to many bubble collisions,” *Phys. Rev. D* **47** (1993) 4372–4391, [arXiv:astro-ph/9211004](#).
- [7] M. Kamionkowski, A. Kosowsky, and M. S. Turner, “Gravitational radiation from first order phase transitions,” *Phys. Rev. D* **49** (1994) 2837–2851, [arXiv:astro-ph/9310044](#).
- [8] S. J. Huber and T. Konstandin, “Gravitational Wave Production by Collisions: More Bubbles,” *JCAP* **09** (2008) 022, [arXiv:0806.1828 \[hep-ph\]](#).
- [9] M. Hindmarsh, S. J. Huber, K. Rummukainen, and D. J. Weir, “Gravitational waves from the sound of a first order phase transition,” *Phys. Rev. Lett.* **112** (2014) 041301, [arXiv:1304.2433 \[hep-ph\]](#).
- [10] C. Grojean and G. Servant, “Gravitational Waves from Phase Transitions at the Electroweak Scale and Beyond,” *Phys. Rev. D* **75** (2007) 043507, [arXiv:hep-ph/0607107](#).
- [11] C. Caprini and D. G. Figueroa, “Cosmological Backgrounds of Gravitational Waves,” *Class. Quant. Grav.* **35** no. 16, (2018) 163001, [arXiv:1801.04268 \[astro-ph.CO\]](#).
- [12] C. Caprini *et al.*, “Detecting gravitational waves from cosmological phase transitions with LISA: an update,” *JCAP* **03** (2020) 024, [arXiv:1910.13125 \[astro-ph.CO\]](#).
- [13] **LISA Cosmology Working Group** Collaboration, P. Auclair *et al.*, “Cosmology with the Laser Interferometer Space Antenna,” [arXiv:2204.05434 \[astro-ph.CO\]](#).
- [14] J. M. Cline and K. Kainulainen, “Electroweak baryogenesis at high bubble wall velocities,” *Phys. Rev. D* **101** no. 6, (2020) 063525, [arXiv:2001.00568 \[hep-ph\]](#).
- [15] J. M. Cline and B. Laurent, “Electroweak baryogenesis from light fermion sources: A critical study,” *Phys. Rev. D* **104** no. 8, (2021) 083507, [arXiv:2108.04249 \[hep-ph\]](#).
- [16] J. Ellis, M. Lewicki, M. Merchand, J. M. No, and M. Zych, “The scalar singlet extension of the Standard Model: gravitational waves versus baryogenesis,” *JHEP* **01** (2023) 093, [arXiv:2210.16305 \[hep-ph\]](#).

- [17] J. R. Espinosa, T. Konstandin, J. M. No, and G. Servant, “Energy Budget of Cosmological First-order Phase Transitions,” *JCAP* **06** (2010) 028, [arXiv:1004.4187 \[hep-ph\]](#).
- [18] C. Caprini *et al.*, “Science with the space-based interferometer eLISA. II: Gravitational waves from cosmological phase transitions,” *JCAP* **04** (2016) 001, [arXiv:1512.06239 \[astro-ph.CO\]](#).
- [19] C. Gowling and M. Hindmarsh, “Observational prospects for phase transitions at LISA: Fisher matrix analysis,” *JCAP* **10** (2021) 039, [arXiv:2106.05984 \[astro-ph.CO\]](#).
- [20] B.-H. Liu, L. D. McLerran, and N. Turok, “Bubble nucleation and growth at a baryon number producing electroweak phase transition,” *Phys. Rev. D* **46** (1992) 2668–2688.
- [21] G. D. Moore and T. Prokopec, “How fast can the wall move? A Study of the electroweak phase transition dynamics,” *Phys. Rev. D* **52** (1995) 7182–7204, [arXiv:hep-ph/9506475](#).
- [22] G. D. Moore and T. Prokopec, “Bubble wall velocity in a first order electroweak phase transition,” *Phys. Rev. Lett.* **75** (1995) 777–780, [arXiv:hep-ph/9503296](#).
- [23] G. C. Dorsch, S. J. Huber, and T. Konstandin, “Bubble wall velocities in the Standard Model and beyond,” *JCAP* **12** (2018) 034, [arXiv:1809.04907 \[hep-ph\]](#).
- [24] X. Wang, F. P. Huang, and X. Zhang, “Bubble wall velocity beyond leading-log approximation in electroweak phase transition,” [arXiv:2011.12903 \[hep-ph\]](#).
- [25] B. Laurent and J. M. Cline, “First principles determination of bubble wall velocity,” *Phys. Rev. D* **106** no. 2, (2022) 023501, [arXiv:2204.13120 \[hep-ph\]](#).
- [26] S. Jiang, F. P. Huang, and X. Wang, “Bubble wall velocity during electroweak phase transition in the inert doublet model,” [arXiv:2211.13142 \[hep-ph\]](#).
- [27] S. Höche, J. Kozaczuk, A. J. Long, J. Turner, and Y. Wang, “Towards an all-orders calculation of the electroweak bubble wall velocity,” *JCAP* **03** (2021) 009, [arXiv:2007.10343 \[hep-ph\]](#).
- [28] A. Friedlander, I. Banta, J. M. Cline, and D. Tucker-Smith, “Wall speed and shape in singlet-assisted strong electroweak phase transitions,” *Phys. Rev. D* **103** no. 5, (2021) 055020, [arXiv:2009.14295 \[hep-ph\]](#).
- [29] A. Azatov and M. Vanvlasselaer, “Bubble wall velocity: heavy physics effects,” *JCAP* **01** (2021) 058, [arXiv:2010.02590 \[hep-ph\]](#).
- [30] R.-G. Cai and S.-J. Wang, “Effective picture of bubble expansion,” *JCAP* **03** (2021) 096, [arXiv:2011.11451 \[astro-ph.CO\]](#).
- [31] Y. Bea, J. Casalderrey-Solana, T. Giannakopoulos, D. Mateos, M. Sanchez-Garitaonandia, and M. Zilhão, “Bubble wall velocity from holography,” *Phys. Rev. D* **104** no. 12, (2021) L121903, [arXiv:2104.05708 \[hep-th\]](#).
- [32] F. Bigazzi, A. Caddeo, T. Canneti, and A. L. Cotrone, “Bubble wall velocity at strong coupling,” *JHEP* **08** (2021) 090, [arXiv:2104.12817 \[hep-ph\]](#).
- [33] M. Lewicki, M. Merchand, and M. Zych, “Electroweak bubble wall expansion:

- gravitational waves and baryogenesis in Standard Model-like thermal plasma,” *JHEP* **02** (2022) 017, [arXiv:2111.02393](#) [[astro-ph.CO](#)].
- [34] Y. Gouttenoire, R. Jinno, and F. Sala, “Friction pressure on relativistic bubble walls,” *JHEP* **05** (2022) 004, [arXiv:2112.07686](#) [[hep-ph](#)].
- [35] G. C. Dorsch, S. J. Huber, and T. Konstandin, “A sonic boom in bubble wall friction,” *JCAP* **04** no. 04, (2022) 010, [arXiv:2112.12548](#) [[hep-ph](#)].
- [36] S. De Curtis, L. D. Rose, A. Guiggiani, A. G. Muyor, and G. Panico, “Bubble wall dynamics at the electroweak phase transition,” *JHEP* **03** (2022) 163, [arXiv:2201.08220](#) [[hep-ph](#)].
- [37] S.-J. Wang and Z.-Y. Yuwen, “Hydrodynamic backreaction force of cosmological bubble expansion,” *Phys. Rev. D* **107** no. 2, (2023) 023501, [arXiv:2205.02492](#) [[hep-ph](#)].
- [38] M. Lewicki, V. Vaskonen, and H. Veermäe, “Bubble dynamics in fluids with N-body simulations,” *Phys. Rev. D* **106** no. 10, (2022) 103501, [arXiv:2205.05667](#) [[astro-ph.CO](#)].
- [39] W.-Y. Ai, J. S. Cruz, B. Garbrecht, and C. Tamarit, “Instability of bubble expansion at zero temperature,” *Phys. Rev. D* **107** no. 3, (2023) 036014, [arXiv:2209.00639](#) [[hep-th](#)].
- [40] I. Garcia Garcia, G. Koszegi, and R. Petrossian-Byrne, “Reflections on Bubble Walls,” [arXiv:2212.10572](#) [[hep-ph](#)].
- [41] L. Li, S.-J. Wang, and Z.-Y. Yuwen, “Bubble expansion at strong coupling,” [arXiv:2302.10042](#) [[hep-th](#)].
- [42] B. Laurent and J. M. Cline, “Fluid equations for fast-moving electroweak bubble walls,” *Phys. Rev. D* **102** no. 6, (2020) 063516, [arXiv:2007.10935](#) [[hep-ph](#)].
- [43] T. Konstandin and J. M. No, “Hydrodynamic obstruction to bubble expansion,” *JCAP* **02** (2011) 008, [arXiv:1011.3735](#) [[hep-ph](#)].
- [44] M. Barroso Mancha, T. Prokopec, and B. Swiezewska, “Field-theoretic derivation of bubble-wall force,” *JHEP* **01** (2021) 070, [arXiv:2005.10875](#) [[hep-th](#)].
- [45] S. Balaji, M. Spannowsky, and C. Tamarit, “Cosmological bubble friction in local equilibrium,” *JCAP* **03** (2021) 051, [arXiv:2010.08013](#) [[hep-ph](#)].
- [46] W.-Y. Ai, B. Garbrecht, and C. Tamarit, “Bubble wall velocities in local equilibrium,” *JCAP* **03** no. 03, (2022) 015, [arXiv:2109.13710](#) [[hep-ph](#)].
- [47] L. D. Landau and E. M. Lifshitz, *Fluid Mechanics*. Pergamon Press, New York, 1989.
- [48] F. Giese, T. Konstandin, and J. van de Vis, “Model-independent energy budget of cosmological first-order phase transitions—A sound argument to go beyond the bag model,” *JCAP* **07** no. 07, (2020) 057, [arXiv:2004.06995](#) [[astro-ph.CO](#)].
- [49] F. Giese, T. Konstandin, K. Schmitz, and J. van de Vis, “Model-independent energy budget for LISA,” *JCAP* **01** (2021) 072, [arXiv:2010.09744](#) [[astro-ph.CO](#)].

- [50] L. Leitaο and A. Megevand, “Hydrodynamics of phase transition fronts and the speed of sound in the plasma,” *Nucl. Phys. B* **891** (2015) 159–199, [arXiv:1410.3875 \[hep-ph\]](#).
- [51] T. V. I. Tenkanen and J. van de Vis, “Speed of sound in cosmological phase transitions and effect on gravitational waves,” *JHEP* **08** (2022) 302, [arXiv:2206.01130 \[hep-ph\]](#).
- [52] M. Laine and M. Meyer, “Standard Model thermodynamics across the electroweak crossover,” *JCAP* **07** (2015) 035, [arXiv:1503.04935 \[hep-ph\]](#).
- [53] F. R. Ares, M. Hindmarsh, C. Hoyos, and N. Jokela, “Gravitational waves from a holographic phase transition,” *JHEP* **21** (2020) 100, [arXiv:2011.12878 \[hep-th\]](#).
- [54] R. A. Janik, M. Jarvinen, H. Soltanpanahi, and J. Sonnenschein, “Perfect Fluid Hydrodynamic Picture of Domain Wall Velocities at Strong Coupling,” *Phys. Rev. Lett.* **129** no. 8, (2022) 081601, [arXiv:2205.06274 \[hep-th\]](#).
- [55] D. Bodeker and G. D. Moore, “Can electroweak bubble walls run away?,” *JCAP* **05** (2009) 009, [arXiv:0903.4099 \[hep-ph\]](#).
- [56] D. Bodeker and G. D. Moore, “Electroweak Bubble Wall Speed Limit,” *JCAP* **05** (2017) 025, [arXiv:1703.08215 \[hep-ph\]](#).
- [57] M. Hindmarsh, S. J. Huber, K. Rummukainen, and D. J. Weir, “Numerical simulations of acoustically generated gravitational waves at a first order phase transition,” *Phys. Rev. D* **92** no. 12, (2015) 123009, [arXiv:1504.03291 \[astro-ph.CO\]](#).
- [58] M. Hindmarsh, S. J. Huber, K. Rummukainen, and D. J. Weir, “Shape of the acoustic gravitational wave power spectrum from a first order phase transition,” *Phys. Rev. D* **96** no. 10, (2017) 103520, [arXiv:1704.05871 \[astro-ph.CO\]](#). [Erratum: *Phys.Rev.D* 101, 089902 (2020)].
- [59] R. Jinno, T. Konstandin, and H. Rubira, “A hybrid simulation of gravitational wave production in first-order phase transitions,” *JCAP* **04** (2021) 014, [arXiv:2010.00971 \[astro-ph.CO\]](#).
- [60] R. Jinno, T. Konstandin, H. Rubira, and I. Stomberg, “Higgsless simulations of cosmological phase transitions and gravitational waves,” *JCAP* **02** (2023) 011, [arXiv:2209.04369 \[astro-ph.CO\]](#).
- [61] D. Cutting, M. Hindmarsh, and D. J. Weir, “Vorticity, kinetic energy, and suppressed gravitational wave production in strong first order phase transitions,” *Phys. Rev. Lett.* **125** no. 2, (2020) 021302, [arXiv:1906.00480 \[hep-ph\]](#).
- [62] S. De Curtis, L. Delle Rose, A. Guiggiani, A. Gil Muyor, and G. Panico, “Collision Integrals for Cosmological Phase Transitions,” [arXiv:2303.05846 \[hep-ph\]](#).