
CAUSAL DISCOVERY FROM TEMPORAL DATA: AN OVERVIEW AND NEW PERSPECTIVES

Chang Gong

Institute of Computing Technology,
Chinese Academy of Sciences
China

gongchang21z@ict.ac.cn

Di Yao

Institute of Computing Technology,
Chinese Academy of Sciences
China

yaodi@ict.ac.cn

Chuzhe Zhang

School of Mathematical Sciences,
Fudan University
China

felixzh01@outlook.com

Wenbin Li

Institute of Computing Technology,
Chinese Academy of Sciences
China

liwenbin20z@ict.ac.cn

Jingping Bi

Institute of Computing Technology,
Chinese Academy of Sciences
China

bjp@ict.ac.cn

ABSTRACT

Temporal data, representing chronological observations of complex systems, has always been a typical data structure that can be widely generated by many domains, such as industry, medicine and finance. Analyzing this type of data is extremely valuable for various applications. Thus, different temporal data analysis tasks, *e.g.*, classification, clustering and prediction, have been proposed in the past decades. Among them, causal discovery, learning the causal relations from temporal data, is considered an interesting yet critical task and has attracted much research attention. Existing causal discovery works can be divided into two highly correlated categories according to whether the temporal data is calibrated, *i.e.*, multivariate time series causal discovery, and event sequence causal discovery. However, most previous surveys are only focused on the time series causal discovery and ignore the second category. In this paper, we specify the correlation between the two categories and provide a systematical overview of existing solutions. Furthermore, we provide public datasets, evaluation metrics and new perspectives for temporal data causal discovery.

Keywords Causal discovery · Temporal data analysis · Relational learning

1 Introduction

Temporal data recording the status changing of complex systems is widely collected by different application domains, such as social networks, bioinformatics, neuroscience and finance, *etc.*. As one of the most popular data structural, temporal data consists of attribute sequences ordered by time. Owing to the rapid development of sensors and computing devices, research works on temporal data analysis are emerging in recent years. Different approaches have been proposed for different tasks such as classification[1, 2], clustering[3, 4], prediction[5], causal discovery[6, 7], *etc.*

Among these tasks, causal discovery recognizing the causal relations between many temporal components has become a challenging yet critical task for temporal data analysis. The learned causal structures could be beneficial for explaining the data generation process and guiding the design of data analysis methods. According to whether the data is calibrated, the temporal data for causal discovery can be categorized into two groups, *i.e.*, multivariate time series (MTS) and event sequences. Therefore, existing causal discovery methods can also be divided into two groups respectively. In this survey, we aim to provide a thoughtful overview and summarize the frontiers of temporal data causal discovery.

MTS data, describing the calibrated states of multiple variables changing over time, is a general kind of temporal data in many domains. Discovering causal relations for MTS could be beneficial to the explainability and robustness of data analysis models. However, the definitions of causal relations are not unique, leading to different solutions. Accordingly,

existing works can be grouped into four categories, *i.e.*, constraint-based methods, score-based methods, functional causal model (FCM)-based methods and Granger causality methods. Besides, there also exist some perspectives such as Takens’ causality and differential equations. In this paper, we will specify the main idea and recent advances for each category.

Another task discussed in this survey is the causal discovery in event sequences, which infers causal relationships within irregularly and asynchronously observed time series. Specifically, it takes a sequence of different events as the input and outputs a causal graph representing the causal interactions between different events. This task is of great importance since most real-world events cannot emerge within a fixed time interval. In accordance with the MTS task, we classify the corresponding methods into three main categories: constraint-based, score-based, and Granger causality-based methods. Among these three categories, Granger causality-based methods, especially Granger causality-based Hawkes process models, are well-developed since a natural match-up exists between Granger causality and Hawkes processes. We will further describe these approaches in detail within this review.

Recently, many surveys [8, 9, 10, 11, 12, 13, 14, 15, 16, 17] have been published to summarize the progress of casual discovery. We compared the representative reviews and their highlight points in Table 1. As shown, these surveys fall into two lines. Research works in the first line [8, 10, 9, 11] discuss the general casual discovery problem in different perspectives. For example, [8] provide a brief review of the computational causal discovery methods. [10] focus on the flurry developments of continuous optimization approaches. To handle big data, both causal inference and causal discovery methods based on machine learning are introduced in [9]. Moreover, deep learning causal discovery methods are reviewed in different variable paradigms [11], where the causal relations in data are discussed from a broader perspective. In these papers, temporal data was taken as one special application and many data-specified methods are not included. The surveys in the second line focus on temporal data casual discovery. As illustrated in Table 1, causal discovery methods for bivariate time series are reviewed in [6, 7]. The approaches for causal inference in time series are recently reviewed in [12, 13]. The recent work [14] discusses and comparatively evaluates the existing solutions of time series causal discovery. Nevertheless, causal discovery methods for event sequences are ignored in these reviews. In this paper, we not only provide a thoughtful overview of causal discovery methods of the two kinds of temporal data but also give an analysis of the connections and differences between them.

Table 1: Highlights of existing reviews on causal discovery.

Reviews	Multivariate Time-series					Event Sequence	Highlights
	Constrain-based	Score-based	FCM-based	Granger	Deep Learning		
[8]	No*	No*	No*	Yes	No	No	An overview for causal discovery methods with practical issues and insightful guidelines
[9]	No*	No*	No*	No	No*	No	Causal discovery methods dealing with big data (high-dimensional, mixed data) are reviewed
[10]	No*	No*	No*	Yes	No*	No	A more extensive coverage of continuous optimization approaches compared to other surveys
[11]	No*	No*	No*	No	No*	No	A wider concept of deep learning causal discovery methods is introduced
[12]	Yes	No	Yes	Yes	No	No	The first survey covers the current progress to analyze time series from a causal perspective
[13]	No	No	No	Yes	Yes	No [†]	Recent advances including network-form and more general notions of Granger causality
[14]	Yes	Yes	Yes	Yes	No	No	A recent and comprehensive review for causal discovery in time series with comparative evaluations
Ours	Yes	Yes	Yes	Yes	Yes	Yes	A systematic review of causal discovery in both MTS and event sequence, with new perspectives

Next, we first introduce the background and preliminary of the casual discovery problem in Section 2. The recent progress of causal discovery in MTS and event sequences are specified in Section 3 and Section 4 respectively. After that, we provide an overview of the applications of temporal data causal discovery in Section 5 and summarize the available resources in Section 6. At last, we discuss the limitations and new perspectives of recent temporal data causal discovery methods in Section 7. The whole framework of this survey is shown in Figure 1.

2 Background & preliminaries

This section begins with the definition of key concepts and assumptions in causal discovery, followed by an overview of three causal graph representations applicable to temporal data. Finally, the problem definitions for causal discovery in MTS and event sequences will be presented.

2.1 Key concepts and assumptions in causal discovery

Some key concepts serve as the foundation for inferring causal relationships from temporal data. We establish this common ground before discussing research works. Afterward, we present formal definitions for the structural causal model, d -separation, causal Markov condition, causal identifiability and causal minimality with notations detailed in Table 2.

*Entries correspond to methods reviewed which are mainly for non-temporal settings.

[†]Mainly about causalities related to the Hawkes process.

Structural Causal Model (SCM). Pearl’s comprehensive theory of causality, as presented in [72], enables us to draw causal conclusions from observations using causal hierarchy (PCH) [73]. From that, the structural causal model is defined as a graphical representation of causal relationships that captures how interventions on one or more variables affect the values of other variables in the data generation mechanism. Formally, SCM can be represented in a 4-tuple $\langle V, U, F, P(U) \rangle$, where V, U denote the set of endogenous and exogenous variables respectively, $P(U)$ is the distribution of exogenous variables, and F represents the set of the mapping function. Specifically, for $f_i \in F$, the model $x_i := f_i(pa_i, u_i), i = 1, \dots, d$ indicates the assignment of the value x_i to a function of its structural parents pa_i and exogenous variable u_i . For each SCM, we can yield a causal graph DAG G by adding one vertex for each X_i and directing edges from each parent variable in pa_i (the causes) to child X_i (the effect). The relationship of the SCM and the corresponding DAG is shown in figure 2 (a)(b).

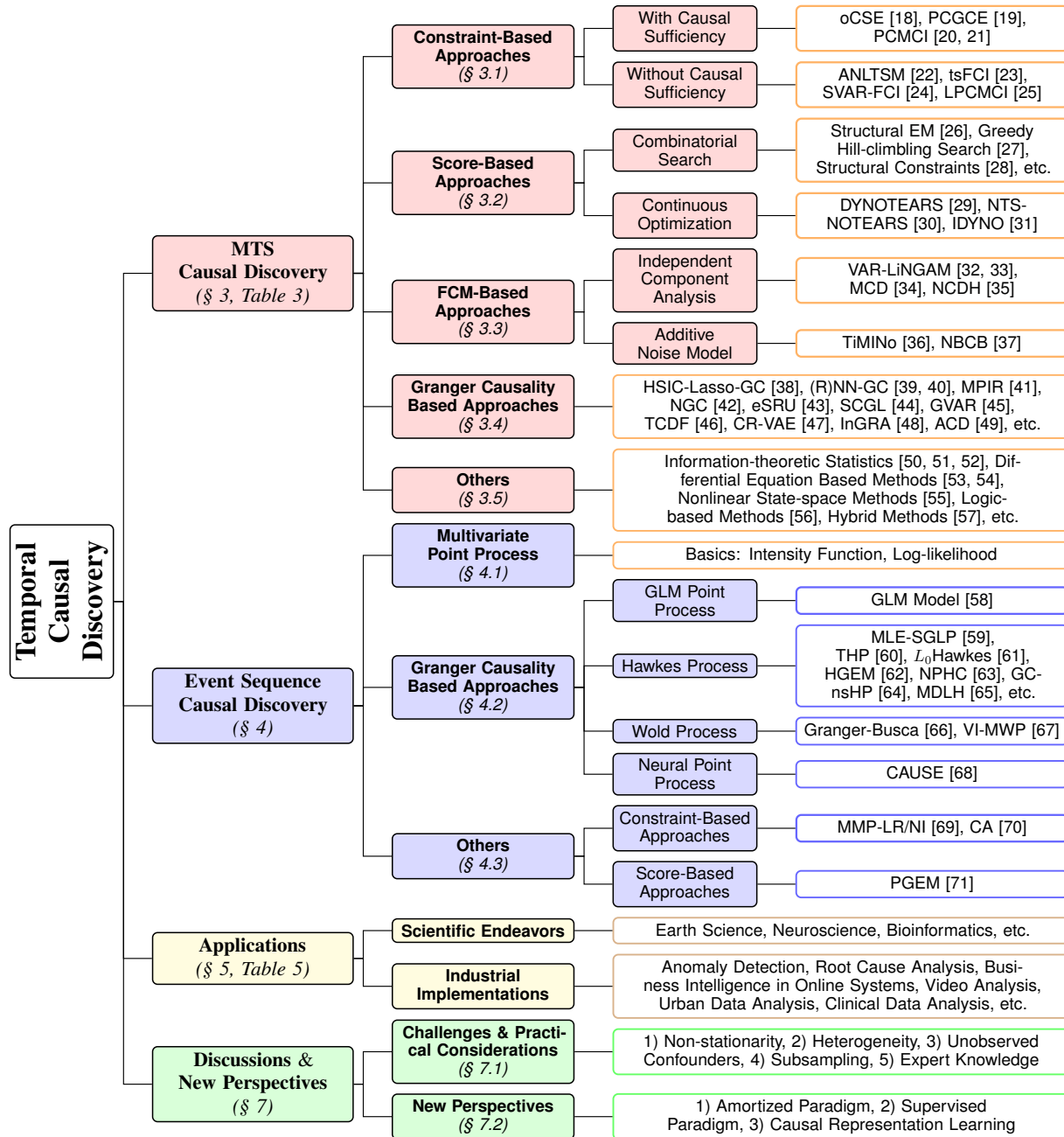


Figure 1: Framework for causal discovery from temporal data.

Table 2: Main notations used in this survey.

Notation	Description
d, E	number of time-series variate, and of event types, respectively
x_i^t	the i -th time series at time t in multivariate time series
$N_e(t)$	the number of the event e occurrences before time t
$\perp\!\!\!\perp, \not\perp\!\!\!\perp$	independent, and not independent
V, U	the set of endogenous variables, and of exogenous variables, respectively
G	causal graph
$Pa(x_i)$	the parent nodes of x_i

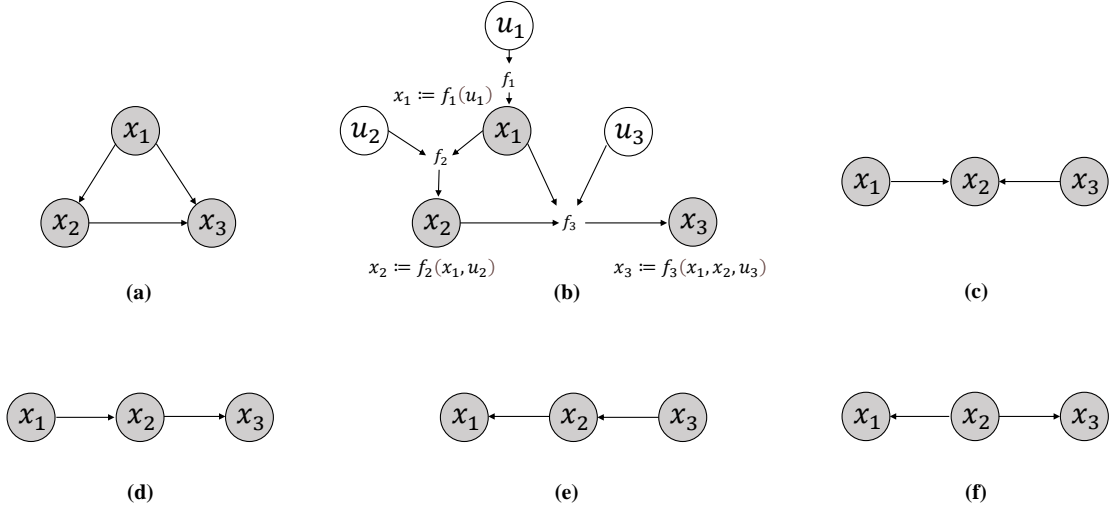


Figure 2: Basic DAGs and a simple structural causal model.

d -separation. d -separation is a criterion for determining the absence of causal effects between two sets of variables in a graphical model. Two sets of variables are said to be d -separated if every path between them is blocked. In formal, a set of variables \mathbf{S} d -separates two variables if \mathbf{S} blocks all paths between them. For the given causal graph in figure 2 (d)(e)(f), two vertices X_1, X_3 are d -separated by the set of vertices \mathbf{S} if $X_2 \in \mathbf{S}$. As for the relations in figure 2 (c) (a.k.a., a v -structure or *collider*), X_1, X_3 are also d -separated if X_2 and none of the descendants of X_2 are in set \mathbf{S} .

d -separation is a fundamental concept in causal discovery because it provides a criterion for determining whether two sets of variables are causally related. If two sets of variables are d -separated, then there is no direct or indirect causal effect between them, and they can be considered independent given the observed variables. Conversely, if two sets of variables are not d -separated, then there may be a direct or indirect causal effect between them that needs to be accounted for when inferring causal relationships from data. Thus, d -separation is an essential tool for identifying causal relationships in graphical models.

Causal Markov Condition. In the causal graph of SCM, each variable is independent of its non-effects given its direct causes [72]. In other words, a variable is conditionally independent of its non-effects (i.e., variables that do not directly cause it) given its parents (i.e., variables that directly cause it). This condition plays an essential role in causal inference. It enables the identification of causal effects from non-experimental data. Formally, the causal Markov condition implies the joint distribution can be factorized according to the following decomposition:

$$P(\mathbf{X}) = \prod_i^d P(X_i | pa_i)$$

Markov Equivalence Class(MEC). Two graphical models belong to the same MEC if they entail the same set of conditional independence relations among the observed variables, regardless of the specific structure of the graph. For example, the causal diagrams in Figure 2 (d)(e)(f) imply the same d -separation information $x_1 \perp\!\!\!\perp x_3 | x_2$ and belong to

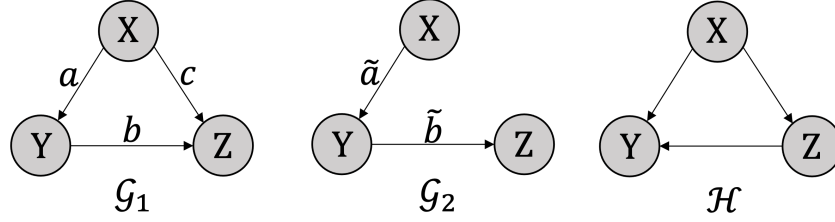


Figure 3: Example of the faithfulness and causal minimality.

the same MEC. MEC is important because it enables us to identify the minimal set of conditions necessary for inferring causal relationships from non-experimental data.

Causal Identifiability. A causal effect is identifiable if it can be estimated without making any untestable assumptions or invoking additional information beyond the observed variables. This means that all causal graphs in the same MEC represent equivalent causal structures from an observational viewpoint. In general, causal identifiability requires that the causal graph is acyclic and that all backdoor paths between the treatment and outcome variables are blocked. If these conditions are met, the causal effect can be identified using the *do*-calculus or other causal inference techniques. Thus, the prerequisite of causal discovery is that causal relationships can be identifiable.

Causal Minimality. Consider a DAG \mathcal{G} and a probability distribution P , P is said to satisfy the causal minimality with respect to \mathcal{G} if P is Markovian with respect to \mathcal{G} but not to any proper subgraph of \mathcal{G} .

Causal minimality indicates that all the variables are necessary and sufficient to accurately represent the causal relationships while excluding any variables that do not contribute to the causal mechanism. A distribution is minimal with respect to the causal graph if and only if there is no node that is conditionally independent of any of its parents, given the remaining parents. In other words, all the parents are “active”.

Building on the aforementioned concepts, we introduce three assumptions, causal sufficiency, faithfulness, and temporal priority, which are the untestable foundations of causal discovery.

Causal Sufficiency. A set of variables is causally sufficient if all common causes of all variables are observed [74]. This assumption indicates that the causal graph in SCM can reflect the truth data generation process and there has no hidden confounder. Under the assumption of causal sufficiency, the majority of causal discovery algorithms presume that the causal structure can be depicted as a directed acyclic graph (DAG).

Faithfulness. Faithfulness asserts that all conditional independence relations of P that hold in the observed data are entailed by the causal model \mathcal{G} , and conversely, all conditional independence relations implied by the causal model are also held in the observed data. Note that faithfulness implies causal minimality. If P is faithful and Markovian with respect to \mathcal{G} , then the causal minimality is satisfied.

Intuitively, faithfulness is not easy to understand. We try to clarify it with an example [75]. As shown in Figure 3, we assume the generation process of \mathcal{G}_1 as a linear Gaussian SCM:

$$\begin{aligned} X &:= N_X \\ Y &:= aX + N_Y \\ Z &:= bY + cX + N_Z \end{aligned}$$

The noise variables $N_X \sim \mathcal{N}(0, \sigma_x^2)$, $N_Y \sim \mathcal{N}(0, \sigma_y^2)$ and $N_Z \sim \mathcal{N}(0, \sigma_z^2)$ are jointly independent. Let us consider a special case that $a \cdot b + c = 0$. In this setting, the variables X and Z are independent. The direction of $Y \rightarrow Z$ would be inverted and the causal model \mathcal{G}_1 is degraded to \mathcal{G}_2 . According to the definition, \mathcal{G}_1 and \mathcal{G}_2 satisfy the causal minimality. But the faithfulness is violated in this special case, *i.e.* \mathcal{G}_2 is not a proper subgraph of \mathcal{G}_1 . Thus, the probability of this linear Gaussian model is not faithfulness with respect to \mathcal{G}_1 . Although \mathcal{G}_2 is a proper subgraph of \mathcal{H} , the distribution does not satisfy causal minimality because the probability is not Markovian with respect to \mathcal{H} .

While faithfulness is untestable in practice, it is crucial for deriving valid causal inferences from data because it ensures that the model correctly represents the data-generating mechanisms. If this assumption is violated, the causal relationships are uncertain which is a disaster for causal discovery methods [74].

Temporal priority. For two variables, temporal priority means that the cause must have occurred before its effect. It is a foundation assumption of causal discovery from temporal data and creates an asymmetric time relationship in causal processes. The temporal priority helps us to establish the direction of a causal relationship when two variables are causally linked. However, if the sampling frequencies of time series are high, the time difference between events

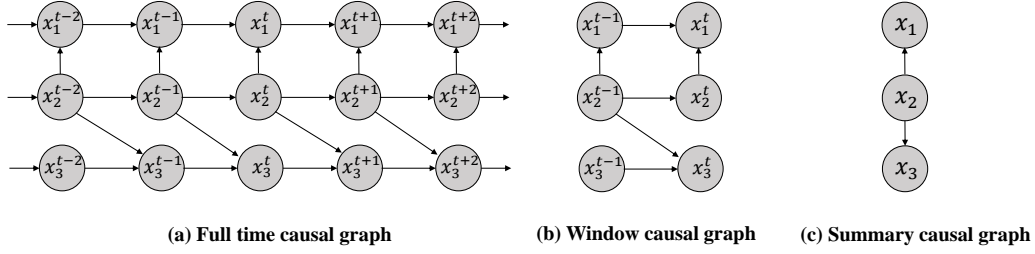


Figure 4: Causal graphs for discrete-time observations.

associated with the time series may be indistinguishable. In such cases, two events that occurred at different times could be perceived as instantaneous in the observational time series, leading to contemporaneous causal relationships between causes and effects occurring at different time instants.

2.2 Causal Structure for Temporal Data

For temporal data, the causal relationship can be intuitively defined by the temporal precedence [76] indicating the causes precede their effects. It reveals the causality asymmetric in time and can be used to orient a causal relation when two variables are known to be causally related. Based on the temporal precedence, there exist three graphical representations of causal structure, *i.e.*, *full-time causal graph*, *window causal graph*, and *summary causal graph*.

As illustrated in Figure 4 (a), the *full-time causal graph* represents a complete graph of the dynamic systems. For d -variate time series \mathbf{x} , the measurement at each time point t is a vector (x_1^t, \dots, x_d^t) . Vertices in full-time causal graphs consist of the set of component x_1, \dots, x_d at each time point t with lag-specific directed links such as $x_i^{t-k} \rightarrow x_j^t$. However, it's usually difficult to discover full-time causal graphs due to the single observation for each series at each time point.

To remedy this problem, *window causal graph* is proposed. It assumes a time-homogeneous causal structure such that the dynamics of observation vector \mathbf{x} are governed by $\mathbf{x}^t := f(\mathbf{x}^{<t}, \mathbf{u}^t)$ where the function f determines the following observation based on past $\mathbf{x}^{<t}$ and the noise \mathbf{u}^t . As illustrated in Figure 4 (b), the window causal graph is represented in a time window, the size of which amounts to the maximum lag in the full-time causal graph.

As shown in Figure 4 (c), each time series component is collapsed into a node to form the *summary causal graph*. The summary graph represents causal relations between time series without referring to time lags [36]. In many applications, it is sufficient to model the relations between temporal variables without precisely knowing the interaction between time instants.

For causal discovery from temporal data, most works aim to find the summary causal graph. Nevertheless, summary graphs do not always correspond to an SCM, which means they do not enable interventional predictions that are consistent with the underlying time-resolve SCM [77, 78].

2.3 Problem Definitions

As illustrated in Figure 5, causal discovery from temporal data can be divided into two problems, *i.e.* causal discovery from MTS and causal discovery from event sequence. Next, we formally define them respectively.

Causal Discovery from MTS. Consider a time series with d variables: $\{\mathbf{x}^t\}_{t \in \mathbb{Z}^+} = \{(x_1^t \ x_2^t \ \dots \ x_d^t)^\top\}_{t \in \mathbb{Z}^+}$. Assume that causal relationships between variables are given by the following structural equation model:

$$x_i^t := f_i(Pa(x_i^t), u_i^t), \quad i = 1, \dots, d,$$

where for any $i \in \{1, \dots, d\}$ at time instance t , $Pa(x_i^t)$ is the set of direct parents of x_i^t which can be both in the past and at the same time instance. u_i^t denotes the independent noise and can denote either measurement noise or driving noise [79] without losing generality. Causal discovery from MTS aims to find either of the two kinds of outputs, *i.e.* summary causal graph or window causal graph. As for the summary graph, the output is the adjacency matrix $A \in \mathbb{Z}^{d \times d}$ which summarizes the causal structure, the (i, j) -th entry of the matrix A is 1 if past observations of x_j enter the structural equation of x_i^t and 0 otherwise. We say that ' x_i causes x_j ' if $A_{ij} = 1$. As for window graph with maximum time lag p , the output matrices W and A^k ($k \in \{1, \dots, p\}$) correspond to intra-slice and inter-slice edges, respectively. For example,

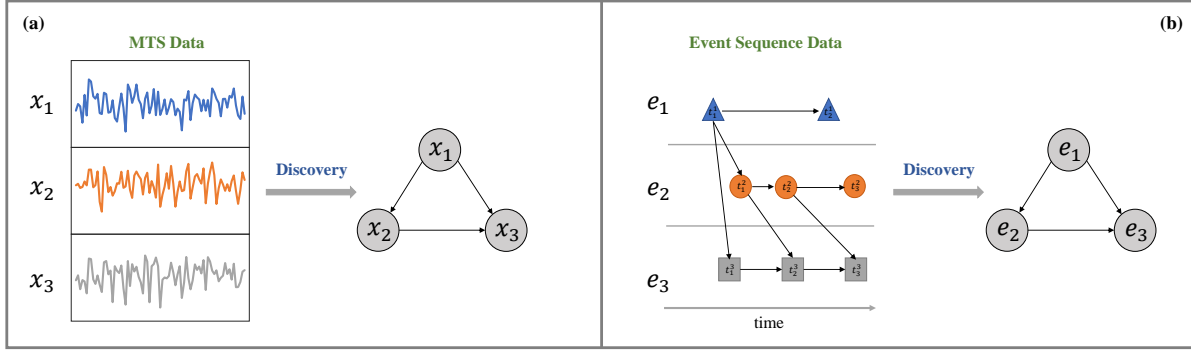


Figure 5: The problem description: (a) causal discovery from MTS data, (b) causal discovery from event sequence data.

Table 3: Characteristics of causal discovery algorithm reviewed for time-series data, arranged by category.

Section	Method	Causal Graph	Nonlinear	Instantaneous effects	Hidden confounders	Sufficiency Asm.	Markov Asm.	Faithfulness Asm.	Minimality Asm.
Constraint-based	oCSE (2015) [18]	Summary	Yes	No	No	Yes	Yes	Yes	No
	PCGCE (2022) [19]	Extended	Yes	Yes	No	Yes	Yes	Yes	No
	PCMCI (2019) [20]	Window	Yes	No	No	Yes	Yes	Yes	No
	PCMCI ⁺ (2020) [21]	Window	Yes	Yes	No	Yes	Yes	Yes	No
	ANLTSM (2008) [22]	Window	Yes	Yes	Yes	No	Yes	Yes	No
	tsFCI (2010) [23]	Window	Yes	No	Yes	No	Yes	Yes	No
	SVAR-FCI (2018) [24]	Window	No	Yes	Yes	No	Yes	Yes	No
	FCIGCE (2022) [19]	Extended	Yes	Yes	Yes	No	Yes	Yes	No
	LPCMCI (2020) [25]	Window	Yes	Yes	Yes	No	Yes	Yes	No
Score-based	DYNOTEARS (2020) [29]	Window	No	Yes	No	Yes	Yes	No	No
	NTS-NOTEARS (2021) [30]	Window	Yes	Yes	No	Yes	Yes	No	No
	IDYNO (2022) [31]	Window	Yes	Yes	No	Yes	Yes	No	No
FCM-Based	VAR-LiNGAM (2008) [32]	Window	No	Yes	No	Yes	Yes	No	Yes
	NCDH (2022) [35]	Summary	Yes	No	No	Yes	Yes	No	Yes
	TIMNo (2013) [36]	Summary	Yes	Yes	No	Yes	Yes	No	Yes
	NBCB (2021) [37]	Summary	Yes	Yes	No	Yes	Yes	Yes [‡]	Yes
Granger Causality	HSIC-Lasso-GC (2020) [38]	Summary	Yes	No	No	No	No	No	No
	(R)NN-GC (2015,2018) [39, 40]	Summary	Yes	Yes	No	No	No	No	No
	MPIR (2019) [41]	Summary	Yes	No	No	No	No	No	No
	NGC (2022) [42]	Summary	Yes	No	No	No	No	No	No
	eSRU (2020) [43]	Summary	Yes	No	No	No	No	No	No
	SCGL (2019) [44]	Summary	Yes	No	No	No	No	No	No
	GVAR (2021) [45]	Summary	Yes	Yes	No	No	No	No	No
	TCDF (2019) [46]	Window	Yes	Yes	Yes	No	No	No	No
	CR-VAE (2023) [47]	Summary	Yes	Yes	Yes	No	No	No	No
	InGRA (2020) [48]	Summary	Yes	No	No	No	No	No	No
ACD (2022) [49]	Summary	Yes	No	No	Yes	No	No	No	
Others	DBCL (2010) [53]	Summary	Yes	Yes	Yes	No	Yes	Yes	No
	NGM (2022) [54]	Summary	Yes	Yes	No	No	No	No	No
	CCM (2012) [55]	Summary	Yes	No	No	No	No	No	No
	PCTL(c) (2009,2011) [56, 80]	Summary	Yes	No	No	No	No	No	No

$W_{ij} = 1$ denotes the instantaneous dependency $x_i^t \rightarrow x_j^t$, while $A_{ij}^k = 1$ denotes a lagged dependency $x_i^{t-k} \rightarrow x_j^t$ for $k > 0$.

Causal Discovery from Event Sequence. For an event sequence: $\{(t_1, e_1), (t_2, e_2), \dots\}$, t_i indicates the time at which the event occurred, while e_i stands for the corresponding event type. We aim to discover the causal relationships between different event types. Hence, we set up a temporal point process for each event type, and use the point process's intensity function λ_e to infer the causal relationships between the corresponding event types. In general, we can construct a causal graph G , where each node represents a point process, or say a type of event sequence. Our mission is to discover the edge in the causal graph.

3 Causal Discovery from Multivariate Time Series

In this section, we review causal discovery methods for multivariate time-series data, including constraint-based approaches, score-based approaches, functional causal model-based approaches, Granger causality, and others. The representative algorithms combined with the characteristics are summarized in table 3.

3.1 Constraint-Based Approaches

As a family of causal discovery algorithms, constraint-based approaches rely on statistical tests of conditional independence and are easy to understand and widely used. We first give the main ideas of constraint-based approaches,

including general steps and causal assumptions. The detailed methodologies will be categorized into approaches with and without causal sufficiency assumption, and be introduced respectively.

The general steps are: Firstly, it builds a skeleton between variables based on conditional independence. Secondly, it orients the skeleton according to the orientation criterion in the rules. The goal is to construct *Completed Partially Directed Acyclic Graphs* (CPDAGs) representing the MEC of the true causal diagram. Central to these approaches to derive MEC from observations are the causal assumptions. These methods are usually under the assumptions of causal Markov property and faithfulness, and some also assume causal sufficiency (no unobserved confounders). In this section, we first review the main algorithms and their extensions to time-series data assuming causal sufficiency, then introduce the approaches for conditions when the causal sufficiency assumption is not guaranteed.

3.1.1 Methods with causal sufficiency

In this part, we review methods with causal sufficiency. To reveal the principles of these approaches, we first give a short introduction to methods in the non-temporal setting. Then several popular constraint-based approaches, which originate from the approaches for non-temporal data, for time series are reviewed on the basis of two types of extensions (transfer entropy and momentary conditional independence tests).

As for extracting causal relations from non-temporal data, the Sprites-Glymour-Scheines (SGS) algorithm [81] is one of the first constraint-based approaches, being proved to be consistent under independently, identically distributed (i.i.d) observations assuming causal sufficiency. However, it suffers from exhausting the test of independence between all nodes. The very large search problem makes it unsuitable in practice. The Peter-Clark (PC) algorithm [74], which also assumes causal sufficiency, is introduced to reduce unnecessary conditional independence tests and search procedures. Given d non-temporal variables, the detailed procedure of PC algorithm is defined as follows in 3 steps: (1) Firstly, the algorithm starts with a completed undirected graph G . (2) Secondly, the algorithm respectively retrieves whether there exist pairs of variables i and j are conditioned on other n variables when $n = 0, 1, 2, \dots, d - 2$. If satisfied, remove undirected edges between i and j , and update the conditioned variables to the separation set. It proceeds to the pruned skeleton. (3) Finally, it determines the collider (V-structure) to obtain the CPDAG and determines the remaining undirected edges based on other rules.

Although approaches such as SGS and PC are designed in non-temporal settings, constraint-based approaches for time-series data are usually extended from them. We will review recent four popular constraint-based methods, which also assume causal sufficiency, for time-series data. Among these methods, two extensions [18, 19] are based on the causal concept of Transfer Entropy, another two [20, 21] of them are extended to time series via momentary conditional independence tests.

Extension to time series based on Transfer Entropy. Traditional constraint-based approaches can be extended to the scenario of time series based on the concept of Transfer Entropy. The Transfer Entropy is a model-free measure of temporal causality, of which the definition and variants will be detailed in subsection 3.5.1. Here we view the Transfer Entropy measure as an off-the-shelf part and review two representative approaches from the perspective of constraint-based methodology.

The Optimal Causation Entropy (oCSE) Principle [18] is proposed to guide computational and data-efficient causal discovery algorithms from MTS data. It's based on the theoretical concept of Causation Entropy, a generalization of Transfer Entropy for measuring pairwise relations to network relations of many variables. The oCSE method takes a procedure slightly different from that in PC: instead of limiting as much as possible the size of its conditioning set, it conditions since the start on all potential causes which constitute the past of all available nodes. The algorithm is summarized in Algorithm 1, which consists of aggregative discovery of causal nodes, and progressive removal of non-causal nodes. In detail, given node j , two procedures are conducted jointly to infer its direct causal neighbors: (1) Firstly, it discovers a superset $Pa(x_j)$ of j 's direct causal neighbors aggregately based on the maximization of Causation Entropy. (2) Secondly, it prunes away non-direct causal neighbors based on the Causation Entropy criterion, for example, i is removed from $Pa(x_j)$ if $CE(x_i^t \rightarrow x_j^{t+1} | Pa(x_j) \setminus \{x_i^t\}) = 0$. It's a computational and sample-efficient algorithm. However, it assumes that the hidden dynamics follow a stationary first-order Markov process as the Causation Entropy only models causal relations with time lags equal to one. Recently, the PCGCE [19] is proposed to extract extended summary causal graphs for time-series data based on the PC algorithm and the Greedy Causation Entropy, which is a variant of the Causation Entropy.

Extension to time series via Momentary Conditional Independence Tests. The PCMCI algorithm [20] leverages a variant of the PC algorithm that flexibly combines linear or nonlinear conditional independence tests and extracts causal relations from time-series data. The goal of the algorithm is to discover the window causal graph. Different from that

[‡]A lighter version of the faithfulness assumption, termed adjacency faithfulness, is needed.

Algorithm 1: oCSE

Input: Multivariate time series \mathbf{x} with d dimensions, a significant threshold α
Output: The summary causal graph G

 Initialize an empty graph G with d nodes V
for $j \in \{1, \dots, d\}$ **do**

Aggregative Discovery of Causal Nodes

 $z = \infty$
while $z > 0$ and $\text{card}(Pa(x_j)) < d$ **do**
for $x_i \in V \setminus Pa(x_j)$ **do**

 Compute the p-value (z_p) corresponding to the test $\text{CE}(x_i^t \rightarrow x_j^{t+1} | Pa(x_j^t)) > 0$
if $z_p > \alpha$ **then** add edge $x_i \rightarrow x_j$ to G

Progressive Removal of Non-Causal Nodes

for $x_i \in Pa(x_j)$ **do**

 Compute z corresponding to the test $\text{CE}(x_i^t \rightarrow x_j^{t+1} | Pa(x_j^t) \setminus \{x_i^t\}) = 0$
if $z > \alpha$ **then** remove edge $x_i \rightarrow x_j$ from G

of PC algorithm, PCMCI starts by constructing a partially connected graph, where all pairs of nodes (x_i^{t-k}, x_j^t) are directed as $x_i^{t-k} \rightarrow x_j^t$ if $k > 0$. This initialization also caters to temporal priority. The algorithm consists of two stages: (1) As done in PC, PCMCI removes all unnecessary edges based on conditional independence. It furthermore removes homologous edges based on the assumption of consistency through time. (2) Momentary Conditional Independence (MCI) is leveraged to deal with autocorrelation, which may lead to spurious correlation. Here, MCI is a measurement, which conditions on the parents of x_j^t and x_i^{t-k} while testing $X_i^{t-k} \not\perp\!\!\!\perp X_j^t | Pa(X_j^t) \setminus \{X_i^{t-k}\}, X_i^{t-k}$. It also provides an interpretable notion of causal strength from x_i^{t-k} to x_j^t . PCMCI has been shown to be consistent and can be flexibly combined with any kind of conditional independence test (linear or nonlinear), such as partial correlation and mutual information. In recent years, there is also a wealth of machine learning approaches on nonparametric tests that address a wide range of independence and dependence types [82, 83].

The **PCMCI+** algorithm [21] extends PCMCI to include the discovery of instantaneous causal relations. Central to the **PCMCI+** algorithm are two basic ideas that deviate from the origin PC algorithm: First, it conducts the edge removal process separately for lagged and contemporaneous conditioning sets. Second, it leverages MCI to calibrate CI tests under autocorrelation, which is similar to that in PCMCI. The author in [21] also details the curse and blessing of autocorrelation.

3.1.2 Methods without causal sufficiency

Constraint-based approaches without causal sufficiency will be reviewed in this part. In the beginning, we give a brief introduction to the Fast Causal Inference (FCI) Algorithm [74] for non-temporal data. Then, methods for MTS data consist of two categories: (1) Fast causal inference through time-series models, which is extended from FCI. (2) The methodology via momentary conditional independence tests.

The FCI algorithm is a generalization of the PC algorithm, which can be used in the presence of latent confounders and proven to be asymptotically correct. It utilizes independence tests on the observed data to extract (partial) information on ancestral relationships between the observed variables, thus the goal of the FCI algorithm is to infer the appropriate PAG. The FCI algorithm starts by constructing a complete graph consisting of undirected edges, similar to the PC algorithm. Then iterative conditional independence tests are conducted for the removal of edges. As a result, the FCI algorithm removes edges that are independent, first when conditioning with Sepsets and the with Possible-Dsep sets. For the remaining undirected edges, ten orientation rules are applied recursively. The detailed FCI algorithm, including theoretical analysis, demonstrates the algorithm is sound and complete and can be found in [84].

Fast Causal Inference Through Time-series Models. A constraint-based method called additive nonlinear time series model (ANLTSM) [22] is proposed under the assumption that the effects of hidden confounders are linear and contemporaneous. To escape the curse of dimensionality for nonparametric conditional independence tests, ANLTSM leverages additive regression model, which can be specified as follows :

$$x_j^t = \sum_{1 \leq i \leq d, i \neq j} a_{j,i} x_i^t + \sum_{1 \leq i \leq d, 1 \leq l \leq \tau} f_{j,i,l}(x_i^{t-l}) + \sum_{r=1}^h b_{j,r} u_r^t + e^t.$$

Here, $a_{j,i}$ and $b_{j,r}$ are constant values, and $f_{j,i,l}(\cdot)$ denotes the smooth univariate function. The unobserved effects in the form of multi-dimensional Gaussian white noise can be categorized into two types: e^t reflects the latent direct causes of the observed variables, and $(u_r^t)_{1 \leq r \leq h}$ denotes latent common causes. And the latent common causes affect the observed variables at the same instant. For x_i^t and x_j^t , u_r^t suffices to be stated as a latent common cause if and only if there exists $1 \leq r \leq h$ such that $b_{j,r}b_{i,r} \neq 0$. Based on the aforementioned additive regression model, the FCI algorithm is leveraged to identify lagged and instantaneous causal relations. For detecting the instantaneous relations, the conditional independence between x_i^t and x_j^t is first tested given the set S by estimating the conditional expectation $\mathbb{E}(x_i^t | x_j^t \cup S)$, then the significance of prediction relationship between x_i^t and x_j^t is checked using statistical tests such as the F-test or the BIC scores, where the insignificance of the predictor implies the conditional independence between x_i^t and x_j^t . The lagged causal relations are identified in a similar way. The remaining edges are oriented based on rules. This method is shown to be consistent if the data generation caters to the additive nonlinear time series models. However, the ANLTSM method restricts contemporaneous interactions to be linear, and latent confounders to be linear and contemporaneous.

Another extension of FCI to time-series data is the **tsFCI** [23] algorithm, where the FCI algorithm is directly applied via a time window. In detail, by assuming the observed time-series data comes from a system at equilibrium, the original time-series data is transformed into a set of samples of the random vector, via a sliding window of size τ . Then considering every component of the transformed vector as a separate random variable, the original FCI algorithm is directly applicable. As the amount of information derived from standard FCI is quite restricted, the temporal priority and time invariance is further incorporated as background knowledge to make more inferences in the orientation phase. However, the tsFCI ignores selection variables and contemporaneous causal relations. Recently, a constrain-based approach named **SVAR-FCI** [24] is proposed that allows for both instantaneous influences and arbitrary latent confounding in the data-generating process. Similar to tsFCI, it also uses time invariance to infer additional edge removals.

Methodology Via Momentary Conditional Independence Tests. It's found that the original FCI algorithm and its temporal variants suffer from low recall in the autocorrelated time-series case due to the low effect size of conditional independence tests [25]. Some researchers aim to extend PCMCI in the presence of unobserved confounding variables to tackle the aforementioned issues. In [25], the Latent PCMCI (**LPCMCI**) algorithm is proposed. Central to the LPCMCI algorithm are two ideas that: First, based on the analysis of the effect size in causal discovery, it uses parents of variables as default conditions and non-ancestors are not tested in the conditioning sets, which not only avoids inflated false positives but also reduce the sets to be tested. Second, it introduces the notions of middle marks and LPCMCI-PAGs as an unambiguous causal interpretation to facilitate the early orientation of edges. And the LPCMCI algorithm is proven to be order-independent, sound and complete.

3.2 Score-Based Approaches

Another family of causal discovery approaches is based on score function. The main ideas of score-based approaches will first be introduced, including (dynamic) Bayesian Network, characteristics of score-based approaches compared to their constraint-based counterpart, model scoring, and model search. Then, we will review combinatorial search approaches and continuous optimization approaches for MTS, respectively.

3.2.1 Basics of score-based approaches

The score-based approaches are motivated by the idea that graph structures encoding the wrong (conditional) independence will also result in poor model fit. In the score-based approaches, the causal structure is attached to the concept of *Bayesian Network (BN)* or *Dynamic Bayesian Network (DBN)* [85, 86] dealing with temporal data. In light of this, the score-based methods can generate and probabilistically score multiple models, and then output the most probable one. This contrasts with the constrained-based approaches, which derive and output a single model without quantification regarding how likely it's to be correct. And the faithfulness assumption is diluted in the scored-based approaches by applying a goodness-of-fit measurement instead of a conditional independence test. The problem of learning a BN or DBN from observations can be therefore formulated as: given a set of instances, find the network that best matches them, i.e., optimize the objective functions. It consists of two elements: *model scoring* and *model search*.

Model scoring. Common objective functions fall under two categories: the Bayesian scores which focus on goodness-of-fit and allow the incorporation of prior knowledge, and information-theoretic scores which explicitly consider model complexity, aiming to avoid over-fitting, in addition to the goodness-of-fit [15]. The family of Bayesian score functions contains Bayesian Dirichlet equivalent (BDe) score [87], K2 score [88], and so on. The most widely used information-theoretic scores include the Bayesian Information Criterion (BIC) [89] and the Akaike Information Criterion (AIC) [90].

Model search / Optimization. The score-based approaches cast the problem of searching causal structure G into an optimization program using the aforementioned score functions S . The ultimate goal is therefore stated as [75]:

$$\hat{G} = \operatorname{argmin}_{G \text{ over } \mathbf{x}} S(D, G),$$

where D represents the empirical data for variables \mathbf{x} . Traditionally, it's a combinatoric graph-search problem, and the solution is generally sub-optimal as finding a globally optimal network is known to be NP-hard [91]. A line of works, such as Greedy Equivalence Search (GES) [92] involve local heuristics owing to the large search space of graphs. However, they still suffer from the curse of dimensionality and suboptimal problems. Recently, an algebraic result characterizing the acyclicity constraint is leveraged in structure learning, which turns the combinatoric problems into a continuously optimizing problem [93, 94], which can be reformulated as:

$$\begin{array}{ll} \min_{\mathbf{A} \in \mathbb{R}^{d \times d}} S(\mathbf{A}) & \min_{\mathbf{A} \in \mathbb{R}^{d \times d}} S(\mathbf{A}) \\ \text{subject to } G(\mathbf{A}) \in \text{DAGs} & \text{subject to } h(\mathbf{A}) = 0 \end{array}$$

where \mathbf{A} denotes the adjacency matrix, and h is the function used to enforce acyclicity in the inferred structure. The original acyclicity constraint function is implemented as $h(\mathbf{A}) = \operatorname{tr}(e^{\mathbf{A} \odot \mathbf{A}}) - d$ in [93]. It relies on the augmented Lagrangian method (ALM) [95] to solve the continuous constrained optimization problem. Various works have further adopted the continuous constrained formulation in neural networks to extract nonlinear causal relations [94, 96, 97].

In the context of time series, the ultimate goal of score-based approaches is to learn the structure of DBN. A DBN is a probabilistic network where variables are time series, and it can be decomposed into a prior network and a transition network. A prior network provides dependencies between variables in a given time stamp, and a transition network provides dependencies over time. Therefore, a DBN represents contemporaneous and time-delayed effects in the same framework. Based on this extension to time series, we review the score-based methods following a similar paradigm from combinatoric search to continuous constrained optimization.

3.2.2 Combinatorial search approaches

To conduct the combinatorial search based on scoring function from MTS data efficiently, researches have developed various approaches including structural expectation-maximization [26], cross-validation [27], and the decomposition of score functions [28].

In [26], the author first utilizes Structural Expectation-Maximization (**Structural EM**) algorithm [98, 99], which is originally a standard algorithm for inferring BN, to learn DBN from longitudinal data. The Structural EM algorithm, combining structural and parametric modification with a single EM process, can be shown to find local optima defined by score functions.

In [27], the K -fold *cross-validation* (CV) is leveraged as a computationally feasible scoring criterion for learning DBN. Given the observational data D , which is randomly split into K folds D^1, \dots, D^K of approximately equal size, the CV value of a model G is formulated as $\frac{1}{T} \sum_{k=1}^K \log p(D^k | G, \hat{\theta}^k)$. And a greedy hill-climbing search is used to estimate $E[\log p(D_{T+1} | G, \hat{\theta})]$. The procedure starts from the empty graph and updates it gradually by applying the highest scoring single edge additional or removal available. Experiments show that the scoring methods based on cross-validation lead to models generalizing better than those based on BIC or BDe for a wide range of sample sizes.

Based on the score functions that are decomposable, the paper [28] uses structural constraints to cast the problem of structure learning in DBN into a corresponding augmented BN, and presents a branch-and-bound algorithm to guarantee global optimality. The decomposed form of the optimal goal can be formalized as:

$$(G^{0*}, G'^*) = \operatorname{argmax}_{G^0, G'} (S_{D_0}(G^0) + S_{D_{1:T}}(G')) = (\operatorname{argmax}_{G^0} S_{D_0}(G^0) + \operatorname{argmax}_{G'} S_{D_{1:T}}(G')),$$

where G^0 and G' correspond to the prior network and the transition network respectively. Structural constraints, as a way to reduce the search space, specify where arcs may or may not be included. Because of the branch-and-bound properties, the algorithm can be stopped at the best current solution and an upper bound for the global optimum. The proposed method is shown to be able to handle larger data sets than before, benefiting from the branch-and-bound algorithm and structural constraints.

3.2.3 Continuous optimization approaches

Owing to the recent contribution of NOTEARS [93], the score-based learning of DAGs can be reformulated as a continuous constrained optimization problem, which inspires various works [94, 96, 97, 100, 101, 102] in structure learning. At the heart of this line of the method is an algebraic characterization of acyclicity expressed as a constraint function, which is further leveraged to minimize the least square loss while enforcing acyclicity. In the context of time

series, some works have also adopted this continuous constrained formulation to support structure learning and causal discovery [29, 30, 103, 31].

DYNOTEARS, introduced in [29], captures linear relations from time-series data via a continuous optimization approach. It models the data in the following standard SVAR way:

$$\mathbf{x}^t = \mathbf{x}^t \mathbf{W} + \mathbf{x}^{t-1} \mathbf{A}^1 + \dots + \mathbf{x}^{t-p} \mathbf{A}^p + \mathbf{u}^t,$$

where p is the order of SVAR model, \mathbf{u} is a vector of centered error variables. To guarantee the identifiability in SVAR models, the error terms \mathbf{e}^t are assumed either non-Gaussian or standard Gaussian, i.e., $\mathbf{u}^t \sim \mathcal{N}(0, I)$, as the identifiability is proven to hold on the two cases [104, 75]. \mathbf{W} and \mathbf{A} are weighted adjacency matrices, which correspond to intra-slice edges (contemporaneous relationship) and inter-slice edges (time-lagged relationship), respectively. The SEM can further takes the compact form: $\mathbf{X}^t = \mathbf{X}^t \mathbf{W} + \mathbf{X}^{(t-p):(t-1)} \mathbf{A} + \mathbf{U}$. The procedure of structure learning revolves around minimizing the least-squares loss subject to an acyclicity constraint, which gives the following optimization problem:

$$\min_{\mathbf{W}, \mathbf{A}} f(\mathbf{W}, \mathbf{A}) \text{ s.t. } \mathbf{W} \text{ is acyclic,}$$

where $f(\mathbf{W}, \mathbf{A}) = \frac{1}{2n} \|\mathbf{X}^t - \mathbf{X}^t \mathbf{W} - \mathbf{X}^{(t-p):(t-1)} \mathbf{A}\|_F^2 + \lambda_{\mathbf{W}} \|\mathbf{W}\|_1 + \lambda_{\mathbf{A}} \|\mathbf{A}\|_1$.

To sidestep the key difficulty of solving the optimization problem under the acyclicity constraint, DYNOTEARS follow the work in [93], where the trace exponential function $h(\mathbf{W}) = \text{tr}(e^{\mathbf{M} \odot \mathbf{M}}) - d$ is leveraged as an equivalent formulation of acyclicity. The continuous constrained optimization problem is translated via the augmented Lagrangian method into unconstrained problems of the form:

$$\min_{\mathbf{W}, \mathbf{A}} F(\mathbf{W}, \mathbf{A}), \text{ where } F(\mathbf{W}, \mathbf{A}) = f(\mathbf{W}, \mathbf{A}) + \frac{\rho}{2} h(\mathbf{W})^2 + \alpha h(\mathbf{W}).$$

Towards the optimization of the above smooth augmented objective, two solving approaches are presented separately. The first approach is to use standard solvers such as L-BFGS-B [105]. An alternative approach is a two-stage procedure similar to those in [104], where we can rewrite the equation as $\mathbf{z} = \mathbf{z} \mathbf{W} + \mathbf{U}$ and derive the estimate of \mathbf{W} by using static NOTEARS to the error term \mathbf{z} .

NTS-NOTEARS [30] is a recent advance that adopts the continuous constrained formulation. Compared to DYNOTEARS, which is a linear autoregressive model, NTS-NOTEARS is able to extract both linear and non-linear relations among variables. It achieves this by leveraging 1D convolutional neural networks (CNNs), which exploit a sequential topology in the input data and are thus well-suited neural function approximation models for temporal data. d CNNs, each of which the first layer is a 1D convolutional neural with m kernels, are trained jointly where the j -th CNN predicts the expectation of targeted variable x_t^j at the specific time t given preceding and contemporaneous input variables. Each CNN can be viewed as a Markov blanket of the target variable. The dependence of child variables on their parents in DBN is given as follows:

$$\mathbb{E}[x_j^t | Pa(x_j^t)] = \text{CNN}_j(\{\mathbf{x}^{t-k} : 1 \leq k \leq K\}, \mathbf{x}_{-j}^t),$$

where parents $Pa(x_j^t)$ are derived from the trained CNNs, and \mathbf{x}_{-j}^t denotes all variables at time step t except x_j . In light of NOTEARS-MLP [94] (a non-linear and NN-based extension of NOTEARS), the dependency strength of an edge in DBN is estimated in the following way:

$$W_{ij}^k = \|\phi_{i,j}^k\|_L^2 \text{ for } k = 1, \dots, K + 1.$$

In detail, the x_i^{t-k} belongs to the parent set $Pa(x_j^t)$ on the condition that the estimated dependency strength is larger than threshold weight $W_{ij}^k > W_{thres}^k$. The optimization procedure follows a similar way as DYNOTEARS. It's also worth noticing that NTS-NOTEARS shows prior knowledge of variable dependencies that can be transformed as additional optimization constraints and incorporated into the L-BFGS-B solver.

To handle both observational and interventional data, an algorithm, called **IDYNO** [31], is proposed recently. It first introduces a non-linear objective through neural networks to model complex dynamics, then modifies an objective and general solution approach to handle different distributions on intervention targets.

We can find that it's a powerful methodology for score-based structure learning to use continuous optimization and avoid the explicit combinatoric traversal of possible causal structures. The past several years have also witnessed numerous applications and extensions of this methodology. However, some boundaries and limitations are further discussed in [106, 107, 108], including the influence of data scale and the convergence condition of the augmented Lagrangian method. We recommend you take these issues into consideration for further developments and applications of this family of methods.

3.3 FCM-Based Approaches

The two families of methods above either face the inseparability of the MEC or the need for large samples to confirm causal faithfulness. Causal discovery can also be conducted based on Functional Causal Models (FCM) [109], which is also known as SCM in 2.1 and describes a causal system via a set of equations. Recent years have witnessed the proliferation of FCM-based approaches for both temporal and non-temporal data. In this subsection, we first introduce the main ideas of FCM-based approaches, including the functional causal model and the usage of noise in orienting causal relations. Then two families of FCM-based approaches, *i.e.*, methods using independent component analysis and additive noise model, will be reviewed, respectively.

In FCM, each variable is explained by an equation in terms of its direct causes and some additional noise. For example, the function $x_j = f_j(x_i, u_j)$ explains the causal link $x_i \rightarrow x_j$ with some additional noise u_j . One basic idea of the FCM-based causal discovery approaches is that statistical noise can be a *valuable* source of insight, which caters to recent discoveries [110] challenging the orthodoxy that the noise should be treated as a nuisance. To be specific, causal relationships can be identified and estimated with the help of noise.

3.3.1 Methods using independent component analysis

In this part, we first introduce the basic idea of this family of methods by reviewing the original algorithm in non-temporal setting [111]. Then, methods for MTS data will be detailed [32, 33, 34, 35].

LiNGAM [111] is a typical FCM-based causal discovery algorithm in non-temporal setting, and has the following assumptions: (1) a linear data generation process, (2) non-Gaussian disturbances, (3) no unobserved confounders. In the LiNGAM model, the relations among observations can be formulated as $\mathbf{x} = \mathbf{B}\mathbf{x} + \mathbf{u}$, where \mathbf{x} , \mathbf{B} , \mathbf{u} respectively denote the vector of variables, the adjacency matrix of the causal graph and the noise vector. The equation can be rewritten as $\mathbf{x} = \mathbf{A}\mathbf{u}$, where $\mathbf{A} = (\mathbf{I} - \mathbf{B})^{-1}$. For the equation, the *independent component analysis (ICA)* method [112] can be used to estimate \mathbf{A} , and causal relationships \mathbf{B} can be derived. Along this line, DirectLiNGAM [113] further leverages the regression model to ensure the original models to converge to the correct solution in a controlled number of steps. Extensions of LiNGAM to time series are as follows.

As a temporal extension of LiNGAM, **VAR-LiNGAM** [32, 33] estimates the structural autoregressive (SVAR) models by leveraging non-Gaussianity property. SVAR models reflect both instantaneous and time-delayed causal effects and are among the most prevalent tools in empirical economics to analyze dynamic phenomena [114]. In VAR-LiNGAM, a representation of time series is a combination of SVAR and SEM, which is defined as:

$$\mathbf{x}^t = \sum_{k=0}^{\tau} \mathbf{B}^k \mathbf{x}^{t-k} + \mathbf{u}^t \quad (\text{SVAR})$$

where \mathbf{B}^k is the $n \times n$ matrix of the causal effects between the variables \mathbf{x} with time lag k . And \mathbf{u}^t are random processes modeling the external influences or ‘disturbances’, which are assumed to be independent, temporally uncorrelated and non-Gaussian. To estimate the above model, a classic least-squares estimation of the autoregressive (AR) model (time lag $k > 0$) is combined, which is formalized as:

$$\mathbf{x}^t = \sum_{k=1}^{\tau} \mathbf{M}^k \mathbf{x}^{t-k} + \mathbf{n}^t \quad (\text{VAR})$$

Based on the SVAR and VAR formalization, the basic idea of VAR-LiNGAM is that we can estimate \mathbf{M}^k of VAR model in a classic least-square fashion consistently and efficiently. And we can deduce the estimate of instantaneous causal effect through LiNGAM analysis. As for the time-delayed effect, it can be derived from reparametrization. The ensuing method in detail is defined as follows in four steps: (1) Firstly, fit the regressions and denote the least-squares estimates of the AR matrices by $\hat{\mathbf{M}}^k$. (2) Secondly, compute the residuals, *i.e.*, $\hat{\mathbf{n}}^t = \mathbf{x}^t - \sum_{k=1}^{\tau} \hat{\mathbf{M}}^k \mathbf{x}^{t-k}$. (3) Thirdly, perform LiNGAM analysis [111] based on the equation $\hat{\mathbf{n}}^t = \mathbf{B}^0 \hat{\mathbf{n}}^t + \mathbf{e}^t$ to derive the estimate of instantaneous causal effect $\hat{\mathbf{B}}^0$. (4) Finally, compute the estimates of the time-delayed causal effect $\hat{\mathbf{B}}^k (k > 0)$ as $\hat{\mathbf{B}}^k = (\mathbf{I} - \hat{\mathbf{B}}^0) \hat{\mathbf{M}}^k$. The VAR-LiNGAM model degenerates to the LiNGAM model if the order of the autoregressive part is set to zero, *i.e.*, $\tau = 0$. And an intensive application of this approach in empirical economics can be found in [114].

The VAR-LiNGAM is extended to the identification and estimate of causal models under time-varying situations [115], where Gaussian Process regression is further leveraged to automatically model how the causal model change over time. In [116], the initial VAR-LiNGAM is generalized to the condition where the inferred graphs can contain cycles. And the proposed model is demonstrated theoretically to be identifiable. Another algorithm based on LiNGAM, called the Multi-Dimensional Causal Discovery (MCD), is proposed in [34]. MCD can efficiently discover causal dependencies in multi-dimensional settings, such as time-series data, by integrating data decomposition and projection.

To get rid of constraints of linear [32, 33] or additive assumptions[36], an FCM-based algorithm named Nonlinear Causal Discovery via HM-NICA (**NCDH**) is recently proposed in [35] to extract general nonlinear relations from time series. At the heart of this algorithm, a nonlinear ICA algorithm is leveraged as a measurement of nonlinear relationships. The observations are assumed to be generated by mutually independent latent components:

$$\mathbf{x} = \mathbf{f}(\mathbf{S}) \text{ where } \mathbf{f} = (f_1, f_2, \dots, f_d)^T \text{ and } \mathbf{S} = (S_1, S_2, \dots, S_d)^T.$$

Similar to that in linear ICA, \mathbf{S} contains components that are independent of each other, and the goal of nonlinear ICA is to recover \mathbf{S} from \mathbf{x} . NCDH first leverages the nonlinear ICA combined with HMM [117] to separate latent noises. As a remedy for the permutation uncertainty of ICA, a series of independence tests are conducted to determine the corresponding relations between the observed variables and the separated noises. A recursive search algorithm is finally taken to extract the causal relations.

3.3.2 Methods using additive noise model

In reality, there're many non-linear causal relationships that violate the assumption of LiNGAM family methods. Despite recent advances (such as NCDH) extracting causal relations in general nonlinear conditions, their usages are restricted. Another family of FCM-based approaches is based on the *additive noise model (ANM)* with nonlinear function, which is suitable in more general settings. In this part, the main ideas of methods using ANM will be given firstly. Then we will introduce the detailed methods for MTS data.

It's demonstrated in [118] that the true causal structure can be identified in the ANM with nonlinear functions if the causal minimality condition holds. In ANM, if $x_i \rightarrow x_j$, we have $x_j = f(x_i) + u_j$, and the cause x_i and additive noise u_j are independent. If the noise u is subject to non-Gaussian distribution and $f(\cdot)$ is a linear function. In the bivariate case $x_i \rightarrow x_j$, we can fit regression models in causal and anti-causal directions, the true orientation can be inferred by testing the independence with residuals. As for the multivariate case, a pairwise strategy can be adopted [119]. The correctness of this algorithm is discussed in [120].

In [36], the Time Series Models with Independent Noise (**TiMINo**) is proposed, which is a causal discovery method for time series based on ANM. It inputs time-series data and outputs either a summary time graph or remains undecided, which avoids leading to wrong causal conclusions when the model is mis-specified or the data is insufficient. It leverages a similar method as that in non-temporal and multivariate setting [119]. In detail, it tries to fit the structural equation models for time series, which can be formulated as follows:

$$x_j^t = f_j(Pa(x_j^\tau)^{t-\tau}, \dots, Pa(x_j^1)^{t-1}, Pa(x_j^0)^t, u_j^t),$$

where error terms u_j^t are jointly independent over variable index j and time index t . There are several options for fitting methods f such as linear models, generalized additive models, and Gaussian process regression models. For inferring causal relations in the additive noise model, independence tests such as cross-correlations and HSIC [121] can be leveraged.

There are some drawbacks to those functional causal models, such as VAR-LiNGAM and TiMINo. It's illustrated that those methods are not well scalable across the increase of node numbers [8], and those performances are not promising without a large sample size [122]. To overcome those drawbacks, a Noise-Based / Constraint-Based (**NBCB**) approach is proposed in [37], where the constraint-based approach is further leveraged based on the original additive noise model for time-series data. In detail, the potential causes of each time series are detected by an additive noise model which is similar to that in TiMINo. Unnecessary causal relations are pruned using temporal causal entropy, which is an extension to causation entropy [18] measuring the (conditional) dependencies between two-time series.

3.4 Granger Causality Based Approaches

Granger causality is a popular tool for analyzing time-series data in many real-world applications. There exist many causal discovery approaches developed on the basis of Granger causality. In this subsection, we first introduce definitions of Granger causality. Before delving into detailed methods, two categories of Granger causality models for MTS (model-free and model-based) will be given and compared. Due to the superiority of model-based approaches in more general conditions, the rest of this part will focus on two recent advances in model-based approaches: (1) methods based on kernels (3.4.3), and (2) methods based on neural networks (3.4.4).

3.4.1 Basics of Granger causality

Granger causality analysis, which is first proposed in [123], is a powerful method that determines cause and effect based on predictability. A time series x_i Granger-causes x_j if past values of x_i provide unique, statistically significant

information about future values of x_j . According to this proposition, x_i is defined to be ‘causal’ for x_j if

$$\text{var}[x_j^t - \mathcal{P}(x_j^t | \mathcal{H}^{<t})] < \text{var}[x_j^t - \mathcal{P}(x_j^t | \mathcal{H}^{<t} \setminus x_i^{<t})],$$

where $\mathcal{P}(x_j^t | \mathcal{H}^{<t})$ denotes the optimal prediction of x_j^t given the history of all relevant information $\mathcal{H}^{<t}$. Here $\mathcal{H}^{<t} \setminus x_i^{<t}$ indicates excluding the information of $x_i^{<t}$ from $\mathcal{H}^{<t}$. The above definition seems general and does not have specific modeling assumptions, whereas there are also various forms of definition for Granger causality based on different model specifications and statistical tools for better representation power and the convenience of inference, such as autoregression model (in Granger’s original paper [123]) and so on. And if all relevant variables are observed and no instantaneous connections exist, Granger causal relations are equivalent to causal relations in underlying DAGs [36, 75].

3.4.2 Early approaches for MTS

Earlier methods for identifying Granger causality were limited to bivariate settings. Specifically, a well-documented [124] issues for Granger causal analysis in bivariate settings is that the causal findings may be misleading without adjusting for all relevant covariates. On the one hand, it’s necessary to account for more variables to prevent identifying incorrect Granger causal relations [13]. On the other hand, MTS widely exist among various fields. Inferring Granger causal relations in MTS, which is also termed graphical Granger causality or network Granger causality in some literature, has become a hot research topic. Various graphical Granger causal analysis models for MTS can be divided into two categories, namely model-free and model-based approaches.

Model-free Methods. The mainstream of model-free approaches for multivariate Granger causality are based on predictability and need to estimate the conditional probability density functions (CPDFs) [125]. In [126], the estimates of the CPDFs are provided, and the the bivariate Diks-Panchenko nonparametric causality test is extended to the multivariate case. By introducing conditional variables into the marginal probability density functions, the copula-based Granger causality model [127, 128] can also be extended to multivariate case. Besides, model-free measures such as transfer entropy and directed information [129], are able to detect nonlinear dependencies. The definitions and some properties of these model-free estimators will be detailed in 3.5.1. Model-free methods can deal with nonlinear Granger causal relations well. However, these estimators suffer from high variance and require large amounts of data for reliable estimation, and also suffer from curse of dimensionality when the number of variables grows. Thus, in the complex real-world scenarios where is nonlinear and high-dimensional, the utilization of model-free methods to some extent are limited.

Model-based Methods. In contrast to model-free counterparts, model-based methods are computationally efficient and therefore more suitable for inferring Granger causal relations in high-dimensional conditions. The model-based inference approach is adopted by the vast majority of Granger causal whereby the measured time series is modeled by a suited parameterized data generative model. And the inferred parameters ultimately reveal the true topology of Granger causality. Earlier methods along this line are typically using the popular vector autoregressive (VAR) model under the assumption of linear time-series dynamics. For d -variate time series \mathbf{x} , the VAR model is defined as:

$$\mathbf{x}^t = \sum_{k=1}^{\tau} A^k \mathbf{x}^{t-k} + \mathbf{u}^t,$$

where A^k is a $d \times d$ matrix that specifies how lag k affects the future evolution of the series and \mathbf{u}^t denotes zero mean noises. In the VAR model, as a straightforward extension form the bivariate case [123], time series i does not Granger-cause time series j if and only if for all time lag k , the component (j, i) of A^k equals zero. Thus the Granger causal analysis reduces to determine which entries in A^k are zero over all lags. There are also abundant research works [130, 131, 132, 133] reducing the computational complexity via the Lasso penalty and its variants for Granger causal analysis in high-dimensional time series, which are also termed as Lasso Granger causality (**Lasso-GC**). For these methods, the problem of Granger causal series selection can be generally formulated as follows based on least square loss:

$$\min_{A^1, \dots, A^\tau \in \mathbb{R}^{d \times d}} \sum_{t=\tau+1}^T \|\mathbf{x}^t - \sum_{k=1}^{\tau} A^k \mathbf{x}^{t-k}\|_2^2 + \lambda R(\mathbf{A}),$$

where $R(\cdot)$ is the sparsity-inducing regularizer and has various implementations as shown in table 4. Different penalty terms induce different sparsity patterns in A^1, \dots, A^τ , thus inducing different heuristics and constraints in the Granger causal series selection. Except for Lasso-GC, another line of works based on VAR models in multivariate setting worth mentioning is the conditional Granger causality index (CGCI) [134]. For variable X, Y and conditional variables Z , by comparing residuals errors of the reduced and full models $\text{CGCI}_{X \rightarrow Y | Z} = \ln \frac{\text{var}(\epsilon_{Y|Z})}{\text{var}(\epsilon_{Y|XZ})}$, a distinction between direct

Table 4: Common sparsity-inducing penalty terms, described by [136, 45]

Model Structure	Penalty Function
Basic Lasso	$\ \mathbf{A}\ _1$
Elastic net	$\alpha\ \mathbf{A}\ _1 + (1 - \alpha)\ \mathbf{A}\ _2^2, \alpha \in (0, 1)$
Lag group Lasso	$\sum_{k=1}^{\tau} \ \mathbf{A}^k\ _F$
Component-wise Lasso	$\sum_{p=1}^d \sum_{k=1}^{\tau} \ (\mathbf{A}^{k:\tau})_p\ _2$
Element-wise Lasso	$\sum_{p=1}^d \sum_{q=1}^d \sum_{k=1}^{\tau} \ (\mathbf{A}^{k:\tau})_{p,q}\ _2$
Lag-weighted Lasso	$\sum_{k=1}^{\tau} k^\alpha \ \mathbf{A}^k\ _1, \alpha \in (0, 1)$

and indirect causality in multivariate systems can be made based on CGCI. Along this line of works, mBTS-CGCI is proposed in [135] based on a modified backward-in-time selection (mBTS) to limit the order of VAR models, thus can be better applied to high-dimensional scenarios.

Although the model-based approaches, compared to the model-free counterparts, take advantage of efficiently processing high-dimensional time series, the fundamental issue of these approaches is the model misspecification. Especially, the notion of multivariate Granger causality based on the vanilla VAR model assumes time series follows linear dynamics, whereas many interactions in real-world applications are inherently nonlinear. Recently, many model-based approaches, which are compatible with nonlinear causal relations, have emerged and can be grouped into two categories: methods based on **kernel**, and methods based on **neural networks**. As the generation on Granger causality, fundamental venation and development orientations have been reviewed above and prospected from classic documents. In the following part of this subsection, due to their ability to be leveraged in complex real-world scenarios, we will detail the recent advances of model-based methods in nonlinear and high-dimensional settings, especially new perspectives from neural networks.

3.4.3 Recent advances based on kernels

To extract nonlinear causal relations in a model-based approach, establishing a nonlinear parameter model is a common strategy. A line of works extend Granger causality to kernel methods [137, 138, 139, 140, 38]. In [137], Granger causality is extended to bivariate nonlinear cases by means of radial basis functions. Furthermore, a Granger causality analysis model is put forward [138] based on the theory of *reproducing kernel Hilbert spaces (RKHS)*. The key idea is to embed data into a Hilbert space and search for nonlinear relations in that space. This method is then generalized to the multivariate case in [139]. In [140], a matrix-valued extension of the kernel method is proposed, imposed on a dictionary of vector-valued RKHS. The algorithm is for high-dimensional nonlinear multivariate regression, and can naturally lead to nonlinear generalization of graphical Granger Causality. Recently, an algorithm based on Hilbert-Schmidt independence criterion Lasso Granger causality (**HSIC-Lasso-GC**) [38] is proposed.

3.4.4 Recent advances based on neural networks

Neural networks are able to represent nonlinear, complex, and non-additive interactions between variables. In this part, recent advances of Granger causal methods based on neural networks will be reviewed, including non-uniform embedding [39, 40], information regularization [41], component-wise neural network modeling [141, 42, 43], low-rank approximation [44], self-explaining networks [45], attention mechanisms [46, 142], recurrent variational autoencoders [47], and inductive modeling [48, 49].

DL-extensions with Non-uniform Embedding. A feature selection procedure termed as a non-uniform embedding (NUE) is proposed in **NN-GC** [39] to identify the significant Granger causes in the MLP model. By greedily adding lagged components of predictor time series as input, an MLP is updated iteratively. A predictor time series is claimed a significant Granger cause of the target time series if at least one of its lagged components is added when the procedure is terminated. In **RNN-GC** [40], the NUE is extended by replacing MLPs with gated RNN models. However, as this technique requires training and comparing many candidate models, it's costly in high-dimensional settings.

DL-extensions with Information Regularization. For extracting nonlinear dynamics, a method with Minimum Predictive Information Regularization (**MPIR**) [41] is introduced. It leverages learnable corruption for predictor variables and minimizes a mutual information-regularized risk, which combines the benefits of the Granger causality paradigm with deep learning models. In MPIR, the author states that the naive way to combine neural nets with Granger causality suffers from two major drawbacks: instability and inefficiency. The solution is to encourage each $\mathbf{x}_i^{t-K:t-1}$ to provide as little information to x_j^t as possible while maintaining good prediction via learned corruption, replacing the

naive way which predicts x_j^t with one $\mathbf{x}_i^{t-K:t-1}$ missing at a time. The risk is defined as follows:

$$R_{\mathbf{x}, x_j}[f_\theta, \mathbf{n}] = E_{\mathbf{x}^{t-1}, x_j^t, \mathbf{u}}[(x_j^t - f_\theta(\tilde{\mathbf{X}}_{(\mathbf{n})}^{t-K:t-1}))^2] + \lambda \cdot \sum_{p=1}^d I(\tilde{X}_{i(n)}^{t-K:t-1}; X_i^{t-K:t-1}),$$

where $\tilde{\mathbf{X}}_{(\mathbf{n})}^{t-K:t-1} := \mathbf{X}^{t-K:t-1} + \mathbf{n} \odot \mathbf{e}$ (or its element-wise representation, $\tilde{X}_{i(n)}^{t-K:t-1} := X_i^{t-K:t-1} + n_i \cdot e_i$, $i = 1, 2, \dots, d$) are the noise-corrupted inputs with learnable noise amplitudes \mathbf{n} and $u_j \sim N(\mathbf{0}, \mathbf{I})$. And $W_{pq} = I(\tilde{X}_{i(n^*)}^{t-K:t-1}; X_i^{t-K:t-1})$ is the minimum predictive information at the minimization of $R_{\mathbf{x}, x_j}[f_\theta, \mathbf{n}]$, which contains causal information and measures the predictive strength of variable i for predicting variable j , conditioned on all the other observed variables. To be specific, $W_{ij} = 0$ if $x_i \perp\!\!\!\perp x_j$. Besides, as it's inefficient to estimate the mutual information term with a large dimension, an upper bound is derived as an alternative optimization goal. Instead of training many candidate models and suffering from instability and inefficiency, this framework only requires training d models separately.

DL-extensions with Component-wise NN Modeling. Another NN-based approach to measure nonlinear Granger causality is component-wise modeling. A component-wise framework is proposed in [141], which can be viewed as a generalization of the linear VAR model. In detail, the generation procedure of each variable can be written as follows:

$$\mathbf{x}_j^t := g_j(\mathbf{x}_1^{1:(t-1)}, \dots, \mathbf{x}_i^{1:(t-1)}, \dots, \mathbf{x}_d^{1:(t-1)}) + u_j^t, \text{ for } 1 \leq j \leq d,$$

where $g_j(\cdot)$ is a continuous function, based on regularized neural networks implementation, specifying how the past values of \mathbf{x} determine the future values of variable \mathbf{x}_j . In this context, the time series \mathbf{x}_i is Granger non-causal for time series \mathbf{x}_j ($\mathbf{x}_i \not\rightarrow \mathbf{x}_j$) if and only if $g_j(\cdot)$ is invariant to $\mathbf{x}_i^{1:(t-1)}$, which can be defined as:

$$g_j(\mathbf{x}_1^{1:(t-1)}, \dots, \mathbf{x}_i^{1:(t-1)}, \dots, \mathbf{x}_d^{1:(t-1)}) = g_j(\mathbf{x}_1^{1:(t-1)}, \dots, \mathbf{x}_{i'}^{1:(t-1)}, \dots, \mathbf{x}_d^{1:(t-1)}),$$

for all $(\mathbf{x}_1^{1:(t-1)}, \dots, \mathbf{x}_d^{1:(t-1)})$ and all $\mathbf{x}_i^{1:(t-1)} \neq \mathbf{x}_{i'}^{1:(t-1)}$. We will introduce two methods [42, 43] based on this framework, respectively.

Neural Granger Causality (**NGC**) is proposed in [42] to infer nonlinear Granger causality using structured MLP and LSTM with sparse input layer weights, which are termed as component-wise MLP (**cMLP**) and component-wise LSTM (**cLSTM**), respectively. In the cMLP, each nonlinear output g_j is modeled with a separate MLP as to easily disentangle the effects from inputs to outputs. The input matrix of the first layer provides information for penalized selection of Granger causality. To be specific, in the first layer of $g_j(\cdot)$

$$h_1^t = \sigma\left(\sum_{k=1}^{\tau} W_1^k \mathbf{x}^{t-k} + b_1\right),$$

if the i -th column of weight matrix W_1^k contains zeros for all time lag k , then time series i does not Granger-cause series j . Analogously to the VAR type methods, the Granger causal series are selected by the following encoding selection[141] procedure:

$$\min_{\mathbf{W}} \sum_{t=\tau}^T (x_j^t - g_j(x_{(t-1):(t-\tau)})) + \lambda \sum_{i=1}^d R((W_1)_{:i}),$$

where sparse inducing penalty $R(\cdot)$ is implemented through group lasso penalty, which extracts causal relations without requiring precise lag specification. As for the cLSTM, it sidesteps the lag selection problem and the Granger causal information can also be easily interpreted in the vanilla LSTM model. The input matrix, which is slightly different from that in MLP, is defined as $W^1 = ((W^f)^\top, (W^{in})^\top, (W^o)^\top, (W^c)^\top)^\top$, controlling how the past time series affect the forgot gates, input gates, output gates, and cell updates. Granger-causal series can be selected based on a group lasso penalty across columns of W^1 . In the end, to optimize the non-convex optimization objectives in either cMLP or cLSTM, the proximal gradient descent[143] is used, which leads to the exact zeros in the input matrix. This property in the optimization procedure meets the requirement for interpreting Granger non-causality in the framework. To infer the network topology of Granger causality, d models need to be trained with each variable as a response.

Another sample-efficient architecture economy-SRU (**eSRU**) is proposed in [43]. It leverages Statistical Recurrent Units (SRUs) [144] to model the observed time-series data. Here SRUs are a special type of RNNs designed for MTS with time-delayed and nonlinear dependencies and therefore also suited for extracting the network topology of nonlinear Granger causal relations. To be specific, it suffers less from the vanishing and exploding gradient issues owing to an ungated architecture and is able to model both short and long-term temporal dependency among multivariate time series

by maintaining multi-time scale summary statistics. Similar to model-based approaches like cLSTM, the measure of Granger causal relationships can be derived from the input-layer weight parameters of the SRUs. However, due to the common issue of data scarcity in the causal inference problem, the original framework suffers from overfitting. Additionally, two modifications are implemented as a remedy for overfitting in eSRU.

DL-extensions with Low-rank Approximation. The scalable causal graph learning (**SCGL**) framework is proposed in [44]. The authors first deconstruct data nonlinearity into two types (*i.e.* univariate-level and multivariate-level nonlinearity), which are modeled separately. The key idea of SCGL is that learning the full size of the adjacency matrix $A \in \mathbb{R}^{d \times d}$ would be unscalable when the size of variables d is quite large. In practice, the relationship of variables is low-rank in hidden space [145, 146]. Therefore, it's natural to approximate A via a k -rank decomposition, where $k < d$. The low-rank approximation reduces the noise influence in causal discovery and provides interpretability in downstream time series analysis [147].

DL-extensions with Self-explaining Networks. For better interpretability, the generalized vector autoregression (**GVAR**) model [45] is proposed. It's based on an extension of self-explaining neural networks [148]. The self-explaining neural networks are inherently interpretable models motivated by restricted properties, and follow the form:

$$f(\mathbf{x}) = g(\theta(\mathbf{x})_1 h(\mathbf{x})_1, \dots, \theta(\mathbf{x})_k h(\mathbf{x})_k),$$

where $g(\cdot)$ and $h(\mathbf{x})$ denote a link function and the interpretable basis concepts, respectively. Combined with the vector autoregression model, which is often specified in Granger causal inference, the GVAR model is given by

$$\mathbf{x}^t = \sum_{l=1}^{\tau} \Psi_{\theta_l}(\mathbf{x}^{t-l}) \mathbf{x}^{t-l} + \mathbf{u}^t,$$

where $\Psi_{\theta_l} : \mathbb{R}^d \rightarrow \mathbb{R}^{d \times d}$ is a neural network parameterized by θ_l , of which the output is the matrix corresponding to the strength of influence. In detail, the strength of influence $x_i^{t-l} \rightarrow x_j^t$ is measured by the component (j, i) of $\Psi_{\theta_l}(\mathbf{x}^{t-l})$. The loss function consists of three terms: the MSE loss, a sparsity-inducing regularization (can be chosen from 4), and the smooth penalty, which is defined as follows:

$$\frac{1}{T-\tau} \sum_{t=\tau+1}^T \|\mathbf{x}^t - \hat{\mathbf{x}}^t\|_2^2 + \frac{\lambda}{T-\tau} \sum_{t=\tau+1}^T R(\Psi_t) + \frac{\gamma}{T-\tau-1} \sum_{t=\tau+1}^{T-1} \|\Psi_{t+1} - \Psi_t\|_2^2,$$

here $\{\mathbf{x}^t\}_{t=1}^T$ is the observed d -variate time series whereas $\hat{\mathbf{x}}^t$ is the one-step forecast made by the GVAR model. Now that the interpreting matrices for each time point t can be derived via $\Psi_{\theta_k}(\mathbf{x}^t)$, the signs of Granger causal effects and their variability in time can also be assessed. Furthermore, a procedure of GVAR based on the heuristics of time-reversed Granger causality [149], which expects the relationships to be flipped on time-reversed data, is leveraged to improve the stability of the inferred structures. Compared to the aforementioned methods, such as cMLP, cLSTM, eSRU and MPIR, another key difference is that these methods require training d neural networks, whereas GVAR requires training 2τ networks.

DL-extensions with Attention Mechanisms. The temporal causal discovery framework (**TCDF**) is introduced in [46], which utilizes attention-based dilated CNN. This framework consists of d independent attention-based CNNs with the same architecture but different target variable X_j . For each target variable, a neural network is proposed to derive prediction, attention scores and kernel weights. Intuitively, a high attention score on X_i while forecasting X_j indicates the former contains prediction information towards the latter. A permutation-based procedure is additionally provided for evaluating variable importance and identifying significant causal links. TCDF can discover self-causation and time delays between cause and effect. Besides, by assuming that the bidirectional causal relations can not be instantaneous, it can also detect the presence of hidden confounders with equal delays.

Besides, an interpretable multi-variable LSTM with mixture attention is proposed in IMV-LSTM [150, 151] to extract variable importance knowledge. And it's widely used as a baseline for causal discovery in multivariate time series. However, the topic on attention and its interpretation is to some extent still a controversial and inconclusive topic [152, 153, 154]. Especially in the context of Granger causal explanation, the naive-trained soft attention mechanisms are noted [155, 142, 48] to provide no incentive to yield accurate attributions. In [142], Granger causal attention weights are introduced based on the measures named as the mean Granger-causal error. The decrease in error when adding i can be computed as: $\Delta \varepsilon_{X,i} = \varepsilon_{X \setminus \{i\}} - \varepsilon_X$, given the auxiliary prediction error $\varepsilon_X, \varepsilon_{X \setminus \{i\}}$ with and without any information from the i -th variable. Then the Granger-causal attention factor can be computed as: $\omega_i(X) = \frac{\Delta \varepsilon_{X,i}}{\sum_{j=1}^d \Delta \varepsilon_{X,j}}$.

The attention factor $\omega_p(X)$ is able to capture Granger causality, which is zero if p -th time series is Granger noncausal for the target series.

DL-extensions with Recurrent Variational Autoencoders. Recently, the causal recurrent variational autoencoder (**CR-VAE**) [47] is proposed, where a generative model incorporates Granger causal learning into the data generation process. By preventing encoding future information before decoding, the encoder of CR-VAE obeys the principle of Granger causality. To be specific, given time lag τ , a CR-VAE model can be written as:

$$\hat{\mathbf{x}}^{t-\tau:t} = D_\theta(\mathbf{x}^{t-\tau:t-1}, E_\psi(\mathbf{x}^{t-2\tau-1:t-\tau-1})) + \epsilon^t,$$

where E_ψ, D_θ represent encoder and decoder. Another distinct to the classical recurrent VAE is that the CR-VAE leverages a multi-head decoder where the i -th head is designed for generating \mathbf{x}_i . Besides, an error-compensation module is leveraged to capture instantaneous effects. The CR-VAE is not only able to extract causal relations, but also conduct the data-generating process in a transparent manner benefiting from the learned causal matrix.

DL-extensions with Inductive Modeling. The problem of methods with inductive modeling is slightly different from the above methods, where MTS data from massive individuals, which entails different causal mechanisms but shares common structures, is collected. The goal is to train a model on samples with heterogeneous structures to discover Granger causal relations from each individual. Two approaches with inductive modeling are reviewed here.

An inductive Granger causal modeling (**InGRA**) is proposed in [48], combined with Granger causal attention [142] and prototype learning. As there often exist real-world scenarios where massive multivariate time series data is collected from heterogeneous individuals sharing commonalities. Instead of training one or a set of models for each individual, InGRA trains a global model for individuals potentially having different Granger causal structures, devoid of sample inefficiency and over-fitting issues. Firstly, the Granger causal attention mechanism is leveraged to quantify variable-wise contributions toward prediction. As the Granger causal attention is not robust enough to reconstruct Granger causal topology from limited data of a single individual, InGRA secondly leverages prototype learning, of which the key idea is to solve problems for new inputs based on similarity to prototypical cases, to detect common causal structures. As a result, the Granger causal relations and strengths between the $d - 1$ exogenous variables and the target variable are inferred.

A framework termed amortized causal discovery (**ACD**) is proposed in [49], which aims to train a single model to infer causal relations across samples with different underlying causal graphs but shared dynamics. It's an encoder-decoder framework, in which the encoder function is defined to infer Granger causal relations of the input sample whereas the decoder function learns to predict the next time-step given the inferred causal relations. In the implementation, a graph neural network is applied to the amortized encoder, and ACD models the functions using variational inference, which is based on the widely used neural relational inference (NRI) model [156]. Besides, to derive a causal interpretation of the inferred edges, the proof is provided in ACD to relate the zero-edge function to Granger causality. As a result, the causal relations of previous unseen samples can be inferred without refitting the model.

3.5 Others

The aforementioned four categories of approaches have been the subjects of many endeavors in causal discovery research. For the sake of completeness, we present five types of methods that are distinct from the above approaches in this subsection, including causality based on information-theoretic statistics, causal models based on differential equations, nonlinear state-space methods, logic-based methods, and hybrid methods.

3.5.1 Causality based on information-theoretic statistics

Causal relationships in MTS can be measured based on information-theoretic statistics. As a model-free measure, it's widely used in constraint-based approaches (3.1.1) and Granger causal models (3.4.2). However, its definitions and characteristics have not been detailed. In this part, we will first introduce Transfer Entropy [50], which is the original concept of information-theoretic statistics of causality, and then its variants.

Transfer Entropy [50] is a measure of information flow or effective coupling between two processes, regardless of the actual functional relationship. Instead of model-based criterion, which shares the problem that the model might be misspecified, as a model-free measure, it can be combined with a variant of specific structure learning methods. In detail, the Transfer Entropy from i to j (with time lag) can be expressed as:

$$\text{TE}(X_i^t \rightarrow X_j^{t+1}) = h(X_j^{t+1}|X_j^t) - h(X_j^{t+1}|X_j^t, X_i^t),$$

where $h(\cdot|\cdot)$ denotes the conditional entropy. Here the term $h(X_j^{t+1}|X_j^t)$ measures the uncertainty of X_j^{t+1} given information about X_j^t , and $h(X_j^{t+1}|X_j^t, X_i^t)$ measures the uncertainty of X_j^{t+1} given information about both X_j^t and X_i^t . Therefore, we can understand Transfer Entropy $\text{TE}(X_i^t \rightarrow X_j^{t+1})$ in the causal view of reduction of uncertainty about future dynamics of X_j when the current dynamics of X_i is given addition to that of X_j . For Gaussian variables, the

equivalence between Transfer Entropy and Granger causality is demonstrated in [157]. Furthermore, Transfer Entropy is reformulated into a decomposition form and embedded into the framework of graphical models for multivariate in [158]. In [51], the causal coupling strength for multivariate time series is quantified based on a variant of transfer entropy.

Although some utilization in multivariate scenarios, Transfer Entropy suffers from the pairwise limitation. And it's reported to fail to distinguish between direct and indirect causality in networks [18]. As a remedy to pairwise limitation, Causation Entropy [52], a model-free information theoretic statistic for inferring causality, is introduced. In detail, the Causation Entropy from the set of nodes I to the set of nodes J conditioning on the set of nodes C is defined as follows:

$$CE(X_I^t \rightarrow X_J^{t+1} | X_C^t) = h(X_J^{t+1} | X_C^t) - h(X_J^{t+1} | X_C^t, X_I^t),$$

here I, J, C are all subset of nodes $\{1, 2, \dots, d\}$. As a type of conditional mutual information, Causation Entropy is a generalization of Transfer Entropy for measuring pairwise relations to network relations of many variables. And similar to the equivalence relations between Transfer entropy and Granger Causality, Causation Entropy also generalizes Granger Causality and Conditional Granger Causality when applied to Gaussian variables. However, according to its definition, this concept assumes that the hidden dynamics follow a stationary first-order Markov process as the Causation Entropy only models causal relations with time lags equal to one. Recently, to measure any lagged or instantaneous relations, an extension of Causation Entropy, named Greedy Causation Entropy, is proposed in [19].

3.5.2 Causal models based on differential equations

Differential equations are a commonly used modeling tool in many fields, and are especially useful if measurements can be done on the relevant time scale. Compared to the aforementioned causal models, this type of approach is specifically designed to model systems that can be well represented by differential equations [79]. In this part, we will first review the relationships between differential equations and causal models, for both discrete and continuous time. The first difference-based causal discovery framework will be introduced. Then, we will give the recent advances in this type of method.

There is abundant literature [79, 159] [160, 161, 162] discussing the relationship between differential equations and structural causal models. For discrete time, a difference-based causal discovery framework is first proposed in [53]. The cross-temporal restriction is satisfied, where all causation across time is due to a derivative \dot{x} causing a change in its integral x . This characteristic makes the difference-based causal model a restricted form of dynamic SEMs. And difference-based causality learner (**DBCL**) is leveraged to extract difference-based causal models from data, which is proven to be able to identify the presence or absence of feedback loops. For continuous time, several theoretical endeavors have also been made to derive a causal interpretation of dynamic systems by both ordinary differential equations (ODEs) [161, 162, 163, 164] and stochastic differential equations (SDEs) [165, 166].

More recently, under a dynamic causal system where the multivariate time series are irregularly-sampled (in infinitesimal interval of time), an algorithm called neural graphical model (**NGM**) is proposed in [54]. In many applications, the underlying causal system of interest can be represented as a dynamic structural model as follows:

$$d\mathbf{x}(t) = \mathbf{f}(\mathbf{x}(t))dt + d\mathbf{w}(t), \quad \mathbf{x}(0) = \mathbf{x}_0, \quad t \in [0, T],$$

where $\mathbf{w}(t)$ is a d -dimensional standard Brownian motion, \mathbf{x}_0 is a Gaussian random variable independent of $\mathbf{w}(t)$, and the function \mathbf{f} describes the causal graph G . NGM is a learning algorithm based on penalized Neural Ordinary Differential Equations (neural-ODE). The recovery of causal graph can be cast to penalized optimization problems of the form:

$$\min_{\mathbf{f}_\theta} \frac{1}{n} \sum_{i=1}^n \|\mathbf{x}(t_i) - \hat{\mathbf{x}}(t_i)\|_2^2, \quad \text{subject to } \rho_{n,T}(\mathbf{f}_\theta) \text{ and } \dot{\hat{\mathbf{x}}}(t) = \mathbf{f}_\theta(\hat{\mathbf{x}}(t))dt,$$

where the observation of the systems are at irregular time points $0 \leq t_1 < \dots < t_n \leq T$.

3.5.3 Nonlinear state-space methods

In this part, we will first introduce the basics of nonlinear state-space methods, including the Takens theorem and Convergent Cross Mapping algorithm. Then variants and recent advances of the original algorithm will be given, to tackle the challenges such as high sensitivity to noise, large sample demands, inconsistent results, and misidentifications.

The state space reconstruction theory proposed by Takens [167] provides a theoretical basis for analyzing the dynamic characteristics of nonlinear systems. Based on this theory, another approach for determining causality, known as Convergent Cross Mapping (**CCM**), was first proposed in [55]. Developed for coupled time series, this method leverages Takens' theorem via state space reconstruction. In detail, given two time series x_1^t and x_2^t , the attractor

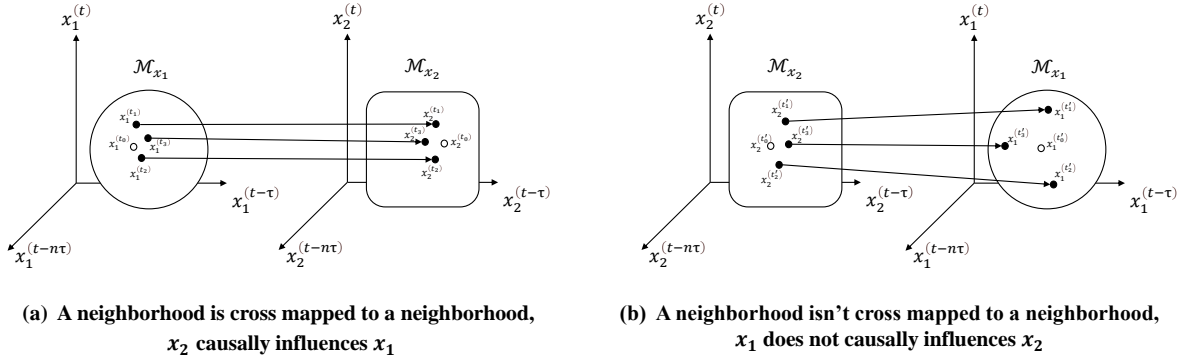


Figure 6: The illustration of the cross convergent mapping procedure.

manifolds $\mathcal{M}_{x_1}, \mathcal{M}_{x_2}$ are first reconstructed using x_1^t and x_2^t , respectively. Secondly, causality can be detected by measuring the correspondence between \mathcal{M}_{x_1} and \mathcal{M}_{x_2} , to be specific, by testing whether every local neighborhood defined on one manifold is preserved in the other. Figure 6 gives the illustration of CCM. This methodology has been successfully applied in many fields [168, 169] where nonlinear systems are dynamically coupled.

However, there exist issues for the original CCM method, such as high sensitivity to observation noise, a requirement for a relatively large number of observations, and inconsistent results under different optimal algorithms. To overcome these challenges, variants of CCM based on time-lagged analysis [169], deep Gaussian process [170] reservoir computing [171] and neural ODE [172] were proposed. Besides, most CCM-based approaches have been originally developed for bivariate analysis. Although the same procedures may be used multiple times to ascertain the causal network among multivariate time series, the performance is not guaranteed under high-dimensional conditions [173]. Misidentifying indirect causations as direct ones performs one of the key challenges in multivariate settings. Recently, partial cross mapping (PCM), which combines CCM with partial correlation, was proposed [174] to eliminate indirect causal influences.

3.5.4 Logic-based methods

Another type of methodology, used for causal inference and causal discovery in time-series data, is based on logic formulas. The original algorithm of this type of approach will first be introduced and combined with its semeiology and definition of potential causality. Then we will give its variants and recent advances.

In logic-based methods, temporal data can be thought of as observations of the sequence of states the system has occupied and is referred to as traces in model checking. This line of research originates from work in [56], where causal relationships are described in terms of temporal logic formulas. To be specific, it first leverages logic, Probabilistic Computation Tree Logic (**PCTL**), to define *prima facie (potential) causality* based on temporal priority and the uplift of conditional probability. Given the notation in the original work, the *prima facie* cause is defined if the following conditions all hold: (1) $F_{>0}^{\leq \infty} c$, (2) $c \rightsquigarrow_{\geq p}^{\geq 1, \leq \infty} e$, and (3) $F_{< p}^{\leq \infty} e$, implying that there may exist any number of transitions between c and e and the sum of a set of path probabilities are at least p . To separate the underlying *prima facie (potential)* causes into genuine and spurious causes, the notion of ϵ -*insignificant cause* is introduced by computing the average difference in probabilities for each *prima facie* cause of an effect in relation to all other *prima facie* causes of the effect:

$$\epsilon_{avg}(c, e) = \frac{\sum_{x \in X \setminus c} \epsilon_x(c, e)}{|X|},$$

where $\epsilon_x(c, e) = P(e|c \wedge x) - P(e|\neg c \wedge x)$. A *prima facie* cause c is an ϵ -*insignificant cause* of e if $\epsilon_{avg}(c, e) < \epsilon$. The value of ϵ is chosen based on empirical null hypothesis testing by assuming: (1) data contains two classes, significant and insignificant, (2) the significant class is relatively small to the insignificant class. And false discovery rate control is implemented simultaneously. This methodology has also applications in fields [175].

To expand the methodology to the condition where both discrete and continuous components exist, PCTLc is introduced in [80] to express temporal and probabilistic properties involving discrete and continuous variables, and the significance of relationship in the continuous case is validated via conditional expectation of an effect instead of conditional probability. Besides, a variant [176] of this logic-based approach was proposed to improve the accuracy of causal

discovery and enable faster computation of causal significance, by showing the computational complexity can be reduced under several conditions. Following this line of temporal logic form, a recent work [177] combines the idea of decision trees and reconsiders the problem of causal discovery to extract temporal causal sequence relationships from real-time time series.

3.5.5 Hybrid methods: combining score-based and constraint-based approaches

Hybrid approaches are proposed for the benefit of combining the strengths of both constraint-based (3.1) and score-based (3.2) approaches. We cover two parts of hybrid methods, including methods based on max-min hill-climbing heuristics, and methods incorporating the conditional independence tests to improve the local search.

Some researchers develop hybrid approaches based on max-min hill-climbing heuristics [178, 179, 57]. As hybrid local learning methods, Max-Min approaches fuse concepts from both constraint-based techniques to limit the space of potential structures and search-and-score Bayesian methods to search for an optimal structure. They are originally leveraged in the structure learning of BN for static data [178]. The Max-Min hill-climbing Bayesian network (MMHO-DBN), introduced in [57], learns the structure of DBN based on an extension of the max-min hill-climbing heuristic and is leveraged in the modeling of real gene expression time-series data.

There are also hybrid approaches that combine conditional-independence tests and local search to improve the criterion score [180, 24]. Greedy FCI (GFCI) [180] is a hybrid score that combines features of GES with FCI. SVAR-GFCI [24] extends this method to causal structure learning from time series. In [181], both a variant of the PC-stable algorithm referred to as Fast Adjacency Skewness (FASK), and a hybrid two-step algorithm is proposed for extracting causal relations for time-series data.

4 Causal Discovery from Event Sequences

An important assumption in multivariate time series is that the timestamps are discrete and the time intervals are fixed. However, in the real-world scenario, the vast majority of events will not occur at fixed intervals. In consequence, we need to come up with some methods to deal with these irregular and asynchronous data. We can construct event sequences as $\{(t_1, e_1), (t_2, e_2), \dots\}$, where the first dimension represents the time at which the corresponding event happens, and the second dimension stands for the corresponding event type. In this section, we will focus on inferring causal relationships in event sequences. First, the multivariate point process is introduced, which is preliminary for causal discovery in event sequences. Then, we review approaches based on the Granger causal model, which are well-developed. Lastly, other approaches including constraint-based and score-based methods are given.

4.1 Multivariate Point Process

An event sequence records the occurrence of one specific type of event (or ‘event type’ for simplicity). Meanwhile, we can characterize an event sequence through a point process. To discover the relationships between different types of events, we consider its high-dimensional cases, which is to model event sequences through *Multivariate Point Processes* (MPPs). Therefore, our problem can be defined as inputting a set of point processes, where each point process represents an event sequence, and outputting a causal graph G established by different processes. In the causal graph G , each node represents a point process, and each directed edge captures a directed interaction from one point process to another. In this part, we will detail MPPs, including their intensity functions and log-likelihood functions.

Intensity Functions of MPPs. A temporal point process is a stochastic or random process composed of a time series of binary events that occur in continuous time [182]. MPPs are high-dimensional point processes, implying that they can involve multiple types of events. $\mathcal{E} = \{1, \dots, E\}$ is the set of event types. The occurring time of these events $\{t_1, t_2, \dots, t_n | t_i \in [0, T]\}$ are unevenly-distributed. The multivariate point process with E types of events can be represented by E counting processes $\{N_e\}_{e=1}^E$, where $N_e = \{N_e(t) | t \in [0, T]\}$. The core of a point process is its conditional intensity function, in which the process’s pattern is captured. A type- u intensity function can be defined as the expected instantaneous rate of type- e event’s occurrence given the history:

$$\lambda_e(t) = \frac{\mathbb{E}[dN_e(t) | \mathcal{H}_{last}]}{dt}$$

Here $\mathcal{H}_{last} = \{(t_i, e_i) | t_i < t, e_i \in \mathcal{E}\}$ represents all types of events happened before time t .

Log-likelihood Functions of MPPs. Next, we show the relationship between the intensity function and the Probability Density Function (PDF) of the joint distribution: $f((t_1, e_1), \dots, (t_n, e_n) | (t_0, e_0))$. Using the chain rule, there is $f((t_1, e_1), \dots, (t_n, e_n) | (t_0, e_0)) = \prod_{j=1}^n f((t_j, e_j) | \mathcal{H}_{lastj})$. Then, we can set up the likelihood function for estimating

the joint distribution:

$$\widetilde{L}_0 \triangleq \sum_{j=1}^n \ln f(t_j | e_j, \mathcal{H}_{lastj}) + \sum_{j=1}^n \ln f(e_j | \mathcal{H}_{lastj}) \quad (1)$$

Since the goal is to infer the causal relationship between different events, here we focus on the first term and omit the second term: $L_0 \triangleq \sum_{j=1}^n \ln f(t_j | e_j, \mathcal{H}_{lastj})$. The intensity function reflects the expectation of the event happening in $[t, t + dt]$ given the information of \mathcal{H}_{n-1} . Similar to the calculation of the force of mortality in survival analysis, there holds,

$$\begin{aligned} \lambda_e(t | \mathcal{H}_{n-1}) &= \frac{\mathbb{E}[N_e(t + dt) - N_e(t) | \mathcal{H}_{n-1}]}{dt} \\ &= \frac{\int_{t_{n-1}}^{t+dt} f(l | d, \mathcal{H}_{n-1}) dl - \int_{t_{n-1}}^t f(l | d, \mathcal{H}_{n-1}) dl}{1 - \int_{t_{n-1}}^t f(l | d, \mathcal{H}_{n-1}) dl} \\ &= -\frac{d}{dt} \ln(1 - \int_{t_{n-1}}^t f(l | d, \mathcal{H}_{n-1}) dl) \end{aligned}$$

Integrating the equation above and substituting f 's expression into eq. (1), we have,

$$L_0 = \sum_{j=1}^n \left\{ \ln \lambda_{e_j}(t_j | \mathcal{H}_{j-1}) - \int_{t_{j-1}}^{t_j} \lambda_e(l | \mathcal{H}_{j-1}) dl \right\} \quad (2)$$

We have briefly introduced Multivariate Point Processes and constructed likelihood functions to characterize MPPs in the above. Next, we aim to discover the causal relationships within MPPs using Granger-based, as well as constraint-based and score-based methods.

4.2 Granger Causality Based Approaches

In this subsection, we consider the task to infer Granger causalities in event sequences. Similar to that in MTS, we say e_j -type events Granger cause e_i if $\{e_j(t) | t < t_0\}$ is useful in forecasting $e_i(t)$. The detailed methods can be categorized according to the following model specifications, *i.e.*, GLM point process, Hawkes process, Wold process, and neural point process.

4.2.1 Methods for GLM point processes

We first introduce causal discovery approaches for event sequences which are modeled via *Generalized Linear Model (GLM)* of point processes [183]. The GLM assumes that the logarithm of the intensity function has a linear format, *i.e.*, $\ln \lambda_e(t | \mathcal{H}_{n-1}) = \beta_0 + \beta_1 X_1 + \beta_2 X_2$. Specifically, in our mission, the intensity functions follow,

$$\ln \lambda_i(t | \gamma_i, H_i(t)) = \gamma_{i,0} + \sum_{j=1}^J \sum_{m=1}^{M_i} \gamma_{i,j,m} R_{j,m}(t) \quad (3)$$

Here $\gamma_{i,0}$ can be interpreted as the background intensity of event e_i , $\gamma_{i,j,m}$ is the intensity on type- e_i events triggered by type- e_j events and $R_{j,m}(t)$ is the number of occurrence of e_j -type events happened in $[t - mW, t - (m-1)W]$ (W is a small number which refers to the length of time range). By looking at the sign of $\sum_{m=1}^{M_i} \gamma_{i,j,m}$, we can distinguish whether type- e_j events have excitatory or inhibitory effects on type- e_i events.

To infer the Granger Causality between type- e_j and type- e_i events, we substitute eq. (3) into the likelihood function eq. (2). Next, we follow a simple thought that we can exclude a certain type of event and then infer the Granger causality by comparing its intensity with the original case. Specifically, we obtain both the likelihood of type- e_i 's occurrence with and without type- e_j 's effect: $L_i(\gamma_i)$, $L_i(\gamma_i^j)$. Then, consider that $\sum_{m=1}^{M_i} \gamma_{i,j,m}$ is an indicator of the effect type, the Granger causality from type- e_j to type- e_i events can be proposed as [58]:

$$\begin{aligned} \phi_{ij} &= -\text{sign}\left(\sum_{m=1}^{M_i} \gamma_{i,j,m}\right) \Gamma_{ij} \\ &= -\text{sign}\left(\sum_{m=1}^{M_i} \gamma_{i,j,m}\right) \log \frac{L_i(\gamma_i^j)}{L_i(\gamma_i)} \end{aligned}$$

Apparently, there exists $L_i(\gamma_i) \geq L_i(\gamma_i^j)$, hence, $\Gamma_{ij} = \log \frac{L_i(\gamma_i^j)}{L_i(\gamma_i)} \leq 0$. Only if ' $<$ ' is satisfied, type- e_j events will be the Granger cause to type- e_i events. In the next step, Kim et al. [58] presented a significance test of these causal interactions by conducting H_0 hypothesis: $\theta_0 = \gamma_i^j$ and H_1 hypothesis: $\theta_1 = \gamma_i$. Passing through an FDR significance test, the final causal relationships could be estimated by $\widetilde{\phi}_{ij}$: (1) type- e_j events are an excitatory cause of type- e_i events when $\widetilde{\phi}_{ij} > 0$, (2) the cause is inhibitory when $\widetilde{\phi}_{ij} < 0$, (3) there exists no causal relationship between type- e_j and type- e_i events when $\widetilde{\phi}_{ij} = 0$.

4.2.2 Methods for Hawkes processes

In this part, we review methods for Hawkes process. As a particular type of point process, the basics of the Hawkes process are first given. Then we detail approaches based on MLE to infer causal relations, including (1) parameterization strategies and (2) regularization methods. Next, we review other estimation approaches, including (1) graphical event models, (2) generalized method of moments, (3) event sequence separation, and (4) minimum description length. We note that there exists a plethora of literature in this category since a natural match-up between Granger causality and Hawkes processes.

The Hawkes process is a type of point process that has a fixed form of intensity function:

$$\lambda_{e_i}(t) = \mu_{e_i} + \sum_{e_j=1}^E \int_0^t \phi_{e_i e_j}(s) dN_{e_j}(t-s) \quad (4)$$

Here, μ_{e_i} is called the baseline intensity, which can only be affected by exogenous events, hence, is a constant over time. And $\phi_{e_i e_j}(s)$, the impact function, measures the decay of the excitement on future type- e_i events triggered by historical type- e_j events. That is to say, it captures the endogenous intensity from e_j to e_i . Considering the similarity between definitions of ϕ and the Granger causality, we can directly infer Granger causality by analyzing ϕ :

Proposition 1 (Eichler et al. [184], 2017)

$$e_j \text{ does not Granger-cause } e_i \iff \phi_{e_i e_j}(s) = 0, \forall s \in R$$

Therefore, we aim to model $\phi_{e_i e_j}(t)$ for each event and all $t \in R$. However, due to the complexity and heterogeneity of event sequences, this mission could be extremely difficult to accomplish. Zhou et al. [185] parameterize $\phi_{e_i e_j}(s)$ as $a_{e_i e_j} g(s)$. By this means, ϕ is split into events-interaction and time-decaying parts.

MLE Approaches. The Maximum Likelihood Estimation (MLE) can be performed for estimating parameters in eq. (4). We take λ 's expression into eq. (2), which results in the corresponding likelihood function: $L(A, \mu)$. Here, A is composed of $(a_{e_i e_j})$, and μ is built up by μ_{e_i} . Next, consider that in real-world scenarios, most events can only influence a small fraction of other events, and the community structures in the influence networks tend to be low-ranked [185], we should add penalty entries to the MLE loss function. Specifically, the following objective function can be constructed in order to achieve matrix A 's low rank and sparsity:

$$\min_{A \geq 0, \mu \geq 0} -L(A, \mu) + \lambda_1 \|A\|_* + \lambda_2 \|A\|_1$$

Here, $\|\cdot\|_*$ is the nuclear norm, of which performance in reducing the matrix's rank has been proven. And $\|\cdot\|_1$ is the L1 norm. It can enforce matrix A to gain more sparsity. λ_1, λ_2 are parameters to control the strength of these two penalties. We denoted the object function as $f(A, \mu)$. Apart from this, an EM-based algorithm could be conducted to solve the optimization problem for A and μ . In details, Zhou used the surrogate function $Q(A, \mu; A^{(m)}, \mu^{(m)})$ as a tight upper bound of $f(A, \mu)$. By optimizing $Q(A, \mu; A^{(m)}, \mu^{(m)})$ iteratively, $f(A, \mu)$ was forced to decrease and, thus, successfully optimized. We summarize this in algorithm 2.

(1) *Parameterization Strategies:* The parameterization method $\phi_{e_i e_j}(s) = a_{e_i e_j} g(s)$ mentioned above may suffer from bad performance if the data do not fit its strong assumption. Therefore, to gain robustness in different types of event sequences, Xu et al. [59] came up with a strategy to choose a family of basic functions and used their linear combination, $\sum_{m=1}^M a_{e_i e_j}^m \kappa_m(s)$, to model the targeted intensity function.

However, in **NPHC** [63], Achab et al. put forward that the *basic function* strategies would have extraordinary computing complexities when there exist too many types of events (i.e., E is large). Given that our goal is only to infer the Granger causality, there is no need to totally parameterize the Hawkes process, and thus, we only need to estimate the

Algorithm 2: Learning Granger causality on Hawkes Processes with EM-MLE method

Input: Event sequences $S = \{(t_1, e_1), (t_2, e_2), \dots\}$
Output: Granger causality graph $G = [g_{e_i e_j}]$

 Initialize $\mu = [\mu_{e_i}]$ and $A = [a_{e_i e_j}]$ randomly; # EM-based learning

repeat

 Update A and μ by optimizing the surrogate function $Q(A, \mu; A^{(m)}, \mu^{(m)})$
until convergence
for $e_i, e_j = 1 : U$
if a specific threshold function holds, $a_{e_i e_j} = 0$
if $a_{e_i e_j} = 0$ holds, $g_{e_i e_j} = 0$

corresponding integral $\int_0^{+\infty} \phi_{ee'}(s) ds$. Achab denoted the integral as $g_{ee'}$ while $(g_{ee'})$ formed matrix G . Then, from Eichler's proof [184] as well as $\phi_{ee'}(s) > 0, \forall s > 0$, it is clear that $(g_{ee'}) = 0 \iff e'$ does not Granger-cause e .

Other works considered the underlying topological relationships within event sequences. In THP [60], Cai et al. assumed the existence of a hidden undirected graph structure G_N between events. And the corresponding intensity function is formed as $\lambda_{e_i}(n, t) = \mu_{e_i} + \sum_{e_j \in E} (g_{e_i e_j} * s_{e_i, e_j, t})_{G_N}(n)$. Here, $g_{e_i e_j}$ is the graph convolution kernel that could capture the effect from the graph neighbors. And $s_{e_i, e_j, t}$ is the time convolution kernel representing the sum of the past impact function $\phi_{e_i e_j}(s), s < t$. This is based on the assumption that the hidden topological structure will not change during the process.

(2) *Regularization Methods:* In an aforementioned method we presented A 's nuclear norm $\|A\|_*$ and L1 norm $\|A\|_1$ as regularizers. And in *basic function* methods, a special sparse-group-lasso regularizer [186] is applied to fit their summation parameterization. Specifically, Xu et al. [59] conducted a group-lasso penalty as well as a lasso penalty simultaneously in order to enforce $a_{e_i e_j}^m = 0$ for all m , i.e., group sparsity, in addition to a regular sparsity for all the entries $a_{e_i e_j}^m$. Nevertheless, in L_0 Hawkes [61], Ide et al. proved that EM-based MLE algorithms with L1-regularization cannot offer sparse solutions mathematically. Hence, their sparse solutions can appear only as numerical artifacts. Sequentially, Ide presented an L0-regularized EM-MLE algorithm to circumvent this problem. Here, the L0-norm $\|A\|_0$ indicates the number of non-zero entries in matrix A .

Similar to the aforementioned topological parameterization strategies, Xu et al. [59] considered the underlying topological relationships between event types in constructing our regularizers. Specifically, pairwise similarity $\sum_{e_i=1}^E \sum_{e_j \in C_e} \|a_{e_i \cdot} - a_{e_j \cdot}\|_F^2 + \|a_{\cdot e_i} - a_{\cdot e_j}\|_F^2$ could be presented in order to enforce that similar events could have similar intensity functions. However, we must add that this regularizer requires a predefined cluster structure and thus can be optimized.

Prior domain knowledge could be of great use when discovering the Granger causality. Due to the event sequences' high dimensionality and heterogeneity, existing algorithms regularly suffer from underfitting and poor interpretability. Hence, it is natural to consider adding domain knowledge from humans to the causal-inferring model. In specific, a bottom-up visualization model with user feedback was established [187]. Jin et al. set up their based model with the traditional MLE method in MLE-SGLP. During the training process, the user could either confirm or remove a causal relation depending on their domain knowledge from the network. And the model will change its optimization target corresponding to the user's choice. For example, in accordance with the idea in MLE-SGLP [59], Jin [187] constructed their intensity function as $\phi_{e_i e_j} = \sum_{m=1}^M a_{e_i e_j}^m \kappa_m(s)$, and set $a_{e_i e_j}$ as $[a_{e_i e_j}^1, \dots, a_{e_i e_j}^M]$. Correspondingly, their objective function could be: $\underset{\mu, \alpha}{\operatorname{argmin}} -L + \alpha \sum_{e_i, e_j} \|a_{e_i e_j}\|_2$. After the user made their choice to either

confirm or delete edges in the causal graph \hat{G} , Jin updated the object function as follows:

$$\underset{\mu, \alpha}{\operatorname{argmin}} -L + \alpha_v \sum_{e_i, e_j} \|a_{e_i e_j}(\hat{G})\|_2 \quad (5)$$

$$\text{s.t. } a_{e_i e_j} = 0 \quad \text{for } (e_j \rightarrow e_i) \notin \hat{G}$$

$$a_{e_i e_j}(\hat{G}) = \begin{cases} 0; & \text{if } (e_j \rightarrow e_i) \text{ is confirmed} \\ a_{e_i e_j}; & \text{otherwise} \end{cases} \quad (6)$$

Here the constraints in eq. (5) fit the removal operations, and the updates in eq. (6) represent the user's confirmations.

Other estimation approaches

(1) *Graphical Event Models*: The aforementioned methods use Maximum Likelihood Estimation to model the Hawkes processes of event sequences. However, these attempts lack interpretability and require fine-tuning processes for parameters to achieve a good performance. Therefore, entirely data-driven, graph-based, and dependency-captured Graphical Event Models (GEMs) could be presented to infer Granger causalities in the event sequences.

We will elaborate more on GEM's attributes in section 4.3. Here, we only focus on its relationship with the Granger causality. Suppose there is a directed graph $\mathcal{G} = (\mathcal{E}, \mathcal{A})$, in which the edges represent dependencies between different event types. For each event-type e , we assumed that its conditional intensity could only be affected by its parent type, i.e., it follows $\lambda_e(t|h_t) = \lambda_e(t|[h_t]_{P_a(e)})$, where $P_a(e) \subseteq \mathcal{E}$ is e 's parent event in a graph \mathcal{G} , and $[h_t]_{P_a(e)}$ is the history of events which types are listed in the set $P_a(e)$. In accordance with proposition 1, there holds,

Proposition 2 (*Granger Causality in GEMs, Yu et al., 2020 [62]*)

For two event types e_i and e_j in $\mathcal{G} = (\mathcal{E}, \mathcal{A})$, e_j does not Granger-cause $e_i \iff \phi_{e_i e_j}(t) = 0, \forall t > 0 \iff e_j \notin P_a(e_i)$

Hence, one can apply traditional score-based structure learning methods to discover the Granger causality. For example, BIC scores can be presented for learning the optimized graph \mathcal{G}^* . The optimization approach is consistent. At the same time, Yu conducted a Forward-Backward Search (FBS) to learn the parent types of a certain event type independently [62]. The Forward-Backward Search with BIC scores is proved to be sound and complete for a family of GEMs [188].

(2) *Generalized Method of Moments*: In NPHC, the optimization object is a matrix $G = (g_{ee'}) = (\int_0^{+\infty} \phi_{ee'}(s) ds)$. Therefore, the Generalized Method of Moments (GMM) can be used to address this problem [189]. Achab et al. presented a GMM-based NPHC algorithm to model the first, second, and third-order cumulants of matrix G [63]. Afterward, the Granger causality could be directly attained from G . This moment estimation approach is proven consistent and robust to certain observation noise [190]. However, this approach might receive poor results in specific datasets, e.g., datasets with long tails. That is mainly due to GMMs' general issue: they can only capture the information within a statistical distribution's moments.

(3) *Event Sequences Separation*: Another intriguing idea is separating the event sequences into multiple sub-sequences and applying the Hawkes Process model in each sub-sequence correspondingly. In GC-nsHP [64], Chen et al. divided the event sequences $\mathcal{H}_n = [(t_1, e_1), \dots, (t_n, e_n)]$ into K different patterns, where K should be predefined according to its applying scenario. 'Events' in the same pattern are supposed to build up a stationary sub-process of \mathcal{H}_n . Then, K different Hawkes processes were established specifically for K patterns, and the Granger causality can only be learned inside each pattern. Within each iteration, a Viterbi-path-based pattern reassignment algorithm and an EM-MLE-based parameter-updating algorithm were conducted alternately. In the parameter updating part, consider that X_{t-1} and X_t are more likely to be in the same pattern, Chen added a penalty term to help to put the adjacent sequences into the same pattern.

(4) *Minimum Description Length*: Following the Minimum Description Length (MDL) principle [191, 192], Jalaldoust et al. conducted a trade-off between the goodness-of-fit and the model complexity [65]. In detail, they partitioned the parameter space Θ into $\{\Theta_\gamma : \gamma \in \Gamma\}$, defined a luckiness function $v : \Theta \rightarrow \mathbb{R}$, and set the normalized maximum likelihood distribution for each model $\gamma \in \Gamma$ to be:

$$p_{v|\gamma}^{NML}(x) = \frac{\max_{\theta \in \Theta_\gamma} p(x|\theta)v(\theta)}{\int_{x \in \mathcal{X}} \max_{\theta \in \Theta_\gamma} p(s|\theta)v(\theta) ds} \quad (7)$$

The logarithm of the integral can be seen as the model complexity:

$$COMP(M_\gamma; v) = \log \int_{x \in \mathcal{X}} \max_{\theta \in \Theta_\gamma} p(s|\theta)v(\theta) ds \quad (8)$$

Jalaldoust picked the optimized model $\hat{\gamma}^{MDL} \in \Gamma$ using

$$\hat{\gamma}^{MDL} = \arg \min_{\gamma \in \Gamma} L_v(\gamma; x) = \arg \min_{\gamma \in \Gamma} (-\log \pi(\gamma) - r_v(\hat{\theta}_{v|\gamma}(x); x) + COMP(M_\gamma; v)) \quad (9)$$

where π is a uniform distribution and $r_v(\hat{\theta}_{v|\gamma}(x); x)$ is the goodness-of-fit relevant to p , v , and Θ_γ .

Moreover, consider a one-to-one mapping from $\gamma \in \Gamma$ to a $p \times p$ adjacent matrix of a causal graph within the set of all binary $p \times p$ matrices. By optimizing the eq. (9), one can choose the most appropriate model from their predefined model family, hence, infer the Granger causal relationships between event types.

4.2.3 Methods for Wold processes

While most of the existing algorithms concerning discovering Granger causality from event sequences are based on Hawkes Processes, we can also model these relationships on another type of process - Wold Processes, which bear less complexity in nature. Suppose we denote $\delta_i = t_i - t_{i-1}$ to be the waiting time for i -th event from the occurrence of $(i-1)$ -th event. Wold Processes are built upon a simple assumption that the current waiting time δ_i is only related to the closest past waiting time δ_{i-1} . That is to say, the set $\{\delta_i, i \in \mathbb{N}\}$ forms a Markov chain. The inherent Markov property within the Wold processes makes them suitable for modeling the dynamics of certain complex systems. Besides, Figueiredo et al. [66]) have measured the correlation between δ_i and δ_{i-1} on certain datasets. The result shows that in most of their datasets, the median Pearson correlation is above 0.7, which is a sign of the adequacy of the Wold model. Accordingly, following Alve et al. [193] and Figueiredo et al. [66]'s idea, the intensity function can be performed as

$$\lambda_{e_i}(t) = \mu_{e_i} + \sum_{e_j \in E} \frac{\alpha_{e_i e_j}}{\beta_{e_j} + \Delta_{e_i e_j}(t)}$$

based on the BuSca model. Here, μ_{e_i} is the base intensity as in Hawkes Processes. $\Delta_{e_i e_j}(t)$ denote the time interval between the last e_i type occurrence and e_j type occurrence on time t . That is, if we define the closest e_i type event before time t happened at time t_{e_i} , and e_j type before time t_{e_i} happened at time t_{e_j} , there is $\Delta_{e_i e_j}(t) = t_{e_i} - t_{e_j}$. Hence, the cross-type entry $\sum_{e_j \in E} \frac{\alpha_{e_i e_j}}{\beta_{e_j} + \Delta_{e_i e_j}(t)}$ in our intensity function will be larger if $\Delta_{e_i e_j}(t)$ decrease. This perfectly matches the fact that if type- e_i events always happen just before type- e_j events occur, we see a greater probability that e_j has a certain effect on e_i . $\alpha_{e_i e_j}$ is the normalizing entry satisfying $\sum_{e_j \in E} \alpha_{e_i e_j} = 1$, while β_{e_j} is the base rate such that when the time interval $\Delta_{e_i e_j}(t)$ between two types are infinitesimal at time t , the cross-type entry will converge to $\frac{\alpha_{e_i e_j}}{\beta_{e_j}}$.

The Granger causality can be learned through this Wold-based model by inspecting $\alpha_{e_i e_j}$. Specifically, if $\alpha_{e_i e_j} \neq 0$, it is considered that e_j Granger-cause e_i . Since the approaches to learning the processes may not have an adequately sparse solution, Figueiredo tested the statistical significance of these possible Granger causal relationships and discard those with low significance. Moreover, the Wold-based model can be learned through MCMC, Expectation Maximization (EM) [66] and Variational Inference [67] approaches. The task is to infer the parameters $\{\alpha_{e_i e_j}, \beta_{e_j}, \mu_{e_i} | \forall e_i, e_j\}$ in the intensity functions, which could reveal all the properties inside event sequences. Here we do not elaborate on the details of these learning methods.

4.2.4 Methods for Neural Point Processes

With the rapid development of neural networks, *Neural Point Processes(NPPs)* have gradually been utilized to model event sequences and infer causal relations. The core idea of these NPP algorithms is to use neural networks to infer the intensity function $\lambda_e(t)$. In specific, they encode an event sequence into the hidden state, during which they capture the feature of the sequence. Then, they use decoders to infer the future intensity function. And there are two major types of NPPs. One is based on the autoregressive(AR) model; its hidden states h_i only update when an event occurs. The other follows the hypothesis that the hidden state $h(t)$ changes continuously in time. The continuous-time models hold advantages that they are natural and more suitable for estimating attributes at any time t because of their continuous traits. Nonetheless, this flexibility comes at a cost. Continuous hidden models could suffer from a slower training speed compared with AR-based discrete models. This is because the evolution, likelihood, and sampling processes might demand numerical approximations. In this part, we will first give the basics of NPPs and then introduce how to learn the Granger causality in NPPs.

Basics of NPPs. The general process of using the AR-based NPP model to infer Granger causality [68] is presented as follows. First, we embed each event into a vector $v_i = [\theta(t_i - t_{i-1}); V^T z_i]$, where $\theta(\cdot)$ is a predefined function, V is the embedding function for events' type, $[\cdot; \cdot]$ could be concatenation and z_i could be the one-hot coding for event type u_i . Then, we utilize a sequence encoder(e.g. LSTM or GRU) to encode $\{v_j; j \leq i\}$ to $h_i = Enc(h_{i-1}, v_i)$. Also, there exists a different encoding method in which the encoding is done independently for each i using, e.g., self-attention. This can better capture the long-range dependencies between events but have heavy computing complexity as well.

Next, we aim to decode the hidden state h_i into the intensity function $\lambda_e(t)$. To do this, we need to make some assumptions about λ . For example, we could predict that the intensity function can be divided into the sum of some interaction-related and time-related functions $\lambda_e(t) = \sum_{m=1}^M a_{em} \kappa_m(s)$ similar to what Xu did [59]. Sequentially, we could only infer the a_{em} entries since $\kappa_m(s)$ can be chosen from a large function family in which the functions can represent a wide variety of time-varied patterns. Hence,

$$\alpha : \mathbb{R}^{rank(h_i)} \rightarrow \mathbb{R}_+^{K*S}$$

is the corresponding decoder for this model. Here, k and S are the numbers of event types and basic functions correspondingly. However, the aforementioned method could not fit the continuous hidden state model. Under this circumstance, since $h(t)$ is continuous, thus carrying a lot more time-varying information than h_i do, we can simply define the intensity as:

$$\lambda_e(t) = g_e(h(t)) \quad (10)$$

Here, $g_e : \mathbb{R}^{\text{rank}(h_i)} \rightarrow R_{>0}$ is a non-linear function (e.g. softplus function) which maps $h(t)$ to the corresponding intensity function for event-type e at time t .

As for the training process, most of the NPPs nowadays use the Maximum Likelihood Estimation(MLE) method as most of the traditional PP methods do. They take the negative log-likelihood of MLE as the objective function and use the neural network to optimize it. Besides, there exist alternative methods to use for learning the MLE. For example, if we set the objective as $\mathbb{E}_{X \sim p(X)}[f(X)]$, we can model the point process $P(X)$ using $f(X)$ by variational inference or reinforcement learning.

Inferring Granger Causal Relations from NPPs. When it comes to inferring the Granger causality, attribution methods need to be used [68]. That is because, in neural methods, most of the algorithms do not follow the parametrization in the Hawkes processes. On the contrary, their goal is to directly model the processes' intensity function in order to loosen the strictness of Hawkes process and thus gain more accuracy. Since those intensity functions captured all the characteristics of event sequences, we should take full advantage of them. To do that, Zhang et al. first denoted $x_p = [t_1, e_1, \dots, t_p, e_p, t_{p+1}]$, $\underline{x}_p = [t_1, 0, \dots, t_p, 0, t_{p+1}]$ as the baseline input, and $f_k(x_p) = \int_{t_p}^{t_{p+1}} \lambda_e(s) ds$ as the impact function [68]. For each event type k , we have:

$$f_k(x_p) - f_k(\underline{x}_p) = \sum_{q=1}^p A_q(f_k, x_p, \underline{x}_p)$$

where $A_q(f_k, x_p, \underline{x}_p)$ is the attribution(e.g. Integrated Gradients) for the event type of z_q . Hence, $A_q(f_k, x_p, \underline{x}_p)$ can be regarded as the contribution of z_j -type events to the prediction of k -type events given the history x_p . Next, Zhang conducted a normalization on $A_q(f_k, x_p, \underline{x}_p)$ as

$$Y_{e_i, e_j} = \frac{\sum_{s=1}^s \sum_{p=1}^{n_s} \sum_{q=1}^i \mathbb{I}(k_q^s = e_j) A_q(f_{e_i}, x_p^s, \underline{x}_p^s)}{\sum_{s=1}^s \sum_{p=1}^{n_s} \mathbb{I}(k_q^s = e_j)}$$

Consecutively, the Granger causality between u_i and u_j -type events can be inferred from Y_{e_i, e_j} . This method can measure not only the inhibitive causality but also the magnitude of the causality.

Interestingly, some other neural algorithms just model the intensity function as in Hawkes processes. They set μ and α as matrices and directly put H and A into the neural networks. Since the input structure is much easier, we could add other hypotheses, like the topological structure between events, and let the neural network(in this case, GCN) optimize H and A iteratively. Then, we could directly infer Granger causality from the matrix A .

4.3 Other Inferring Approaches

In this section, we will not directly model intensity functions in point processes. Instead, we focus on discovering the relationships between different processes (i.e., different types of events). To do that, we could utilize the Graphical Event Model mentioned before and loosen the assumption that each node follows the Hawkes Processes. Historically, Didelez et al. and Meek et al. first introduced the Graph Event Models to capture dependencies among events. Based on common graph methods, they assumed that an event type's intensity function is only related to its parental type. GEMs capture dependencies between various types of events over time, providing a general framework to model the dependency in graph methods. Therefore, similar to the stationary as well as the discrete-time case, constraint-based and score-based approaches can be utilized.

4.3.1 Constraint-based methods

Just like the notion *independence* between different random variables, we can define *process independence* for point processes:

Definition 1 (Didelez, 2008 [194]; Bhattacharjya et al., 2022 [69])

For processes X, Y, Z , s.t. $Y \cap Z = 0$, X is a process independent of Y given Z if all events in X have conditional

intensities such that if historical information of events in Z is known, then those events in process Y do not provide any further information.

Meek et al. [70] and Bhattacharjya et al. [69] introduced the notion of δ^* -separation, which is based on d -separation but released its restriction of not having self-loops and made each self-loop independent of their own history. Then, they proposed a causal dependence assumption with δ^* -separation analogous to the faithfulness assumption. Based on the causal dependence assumption, several constraint-based methods, such as the PC and max-min parents algorithms, are proposed to learn the causal relationships between different types. There are several Process Independence testers to choose from. For example, we have the NI tester:

$$\text{NI score} = \frac{1 \sum_z (\lambda_{x|y,z} - \lambda_{x|\hat{y},z})^2}{2 \sum_z \lambda_{x|y,z} + \lambda_{x|\hat{y},z}} \quad (11)$$

where y and \hat{y} indicate the parental state where Y has or has not appeared in its window. We also have the LR tester:

$$\text{LR score} = F_{\chi^2_{2|Z}}(-2[\log L^*(X|Y, Z) - \log L^*(X|Z)]) \quad (12)$$

Here, $F(\cdot)$ is the cumulative distribution function of a chi-squared random variable with $2^{|Z|}$ degrees of freedom. Then, we apply a threshold τ for each tester, that is, when the score is less than τ , there is no causal relationship between type X and type Y .

4.3.2 Score-based methods

Similarly, there are score-based methods that can be applied to GEMs. Bhattacharjya et al. [71] proposed PGEM - a model that assumed its intensity functions are only influenced by whether or not parent types happened in some recent time window. In addition, they used the BIC criterion on conditional intensities $\lambda_{x|u}$ to search for the optimal parent sets for each event type, that is, to infer the graph structure in their PGEM model. The graph structure is a representation of the causal relationships between different types of events.

4.3.3 Transfer Entropy

Recall that Transfer Entropy (TE) can be used to discover causal relationships in discrete-time cases. Here, we can also apply TE to event sequences (i.e., point processes) to identify our continuous-time causal relationships. Specifically, Spinney et al. [195] constructed a continuous-time pairwise Transfer Entropy:

$$\mathbf{T}_{Y \rightarrow X} = \lim_{\tau \rightarrow \infty} \frac{1}{\tau} \sum_{i=1}^{N_X} \ln \frac{\lambda_{x|\mathbf{x}<t, \mathbf{y}<t}[\mathbf{x}<x_i, \mathbf{y}<y_i]}{\lambda_{x|\mathbf{x}<t}[\mathbf{x}<x_i]} \quad (13)$$

where N_X is the number of events in the target process and τ is the length of time when there holds the corresponding intensity function $\lambda_{x|\mathbf{x}<t, \mathbf{y}<t}[\mathbf{x}<x_i, \mathbf{y}<y_i]$ and $\lambda_{x|\mathbf{x}<t}[\mathbf{x}<x_i]$. The processes are independent when $\mathbf{T}_{Y \rightarrow X} = 0$. We can define the conditional TE similarly. There are some existing consistent methods for estimating the continuous-time TE and its conditional form [196].

5 Applications

Temporal causal discovery has been widely used in many areas, such as scientific endeavors (earth science [197], neuroscience [198, 199, 200], bioinformatics [201]), industrial implementations (anomaly detection [202], root cause analysis [203, 204, 205], business intelligence in online systems [206], video analysis [207]). Table 5 summarizes the application areas and corresponding studies. For scientific research, the learned causal relations should not usually be considered end results but rather starting points and hypotheses for further studies [208]. As a facilitator, causal discovery can play a supporting role in a multi-stage approach in an industrial setting [203]. In the rest part of this section, we will review three areas including earth science, anomaly detection and root cause, to explain these main workflows of incorporating temporal causal discovery into both scientific endeavors and industrial implementations, respectively.

Earth science and climate change research: Temporal causal discovery approaches have been widely used in the community of earth science and climate change research [209, 264, 210, 213, 265, 197, 211]. Climate is a complex and chaotic system, incorporating spatio-temporal information. Traditional climate models based on forward simulations

Table 5: Major studies in temporal causal discovery applications.

Groups	Application areas	Studies
Scientific endeavors	Earth science	Climate change detection and attribution (<i>e.g.</i> , [209]); Quantifying climate interactions (<i>e.g.</i> , [210]); Latent driving force detection (<i>e.g.</i> , [211, 212]); Causality validation between temperature and greenhouse gases (<i>e.g.</i> , [213]).
	Neuroscience	Dynamic causal models for neural connectivity (<i>e.g.</i> , [214, 215, 216]); Granger causal models for neural connectivity (<i>e.g.</i> , [217, 218, 219, 58]); Causal inference from noninvasive brain stimulation (<i>e.g.</i> , [220]).
	Bioinformatics	Modeling gene regulatory network (<i>e.g.</i> , [179, 57, 221, 222, 223]).
Industrial implementations	Anomaly detection	Causal structure as detection reference (<i>e.g.</i> , [202, 224, 225, 226]); Detection from imbalanced data (<i>e.g.</i> , [147]).
	Root cause analysis	Oscillation propagation tracing in the control loop (<i>e.g.</i> , [227, 228, 229, 230]); Alarm flood reduction (<i>e.g.</i> , [231, 232, 233]); Industrial knowledge combined analysis (<i>e.g.</i> , [228, 234, 235, 236]).
	Business intelligence in online systems	User interest prediction (<i>e.g.</i> , [206, 237]); Social media analysis (<i>e.g.</i> , [238, 239, 240, 241]); Online advertising (<i>e.g.</i> , [242, 243, 48]); User-item interaction in recommendation (<i>e.g.</i> , [244]); User activity modeling (<i>e.g.</i> , [245, 246]).
	Video analysis	Video analysis and reasoning (<i>e.g.</i> , [207, 247]); Interpretable Gait Recognition (<i>e.g.</i> , [248]).
	Urban data analysis	Trajectory pattern mining (<i>e.g.</i> , [249, 250]); Traffic flow prediction (<i>e.g.</i> , [251]); Visual urban and causal analytics (<i>e.g.</i> , [252]).
	Clinical data analysis	Causal chain discovery (<i>e.g.</i> , [253]); Hypothesis testing (<i>e.g.</i> , [254]); Stable causal structure learning (<i>e.g.</i> , [255]).
	Signal processing	Blind source separation (<i>e.g.</i> , [256, 257]); Compressed sensing (<i>e.g.</i> , [258]).
	Financial analysis	Causal discovery for financial news (<i>e.g.</i> , [259, 260]).
	Military Robotics and dynamic control systems	Battlefield sequential events analysis (<i>e.g.</i> , [261]). Identifying causal structure (<i>e.g.</i> , [262]); Causal generalization (<i>e.g.</i> , [263]).

have inherent limitation in describing such system due to uncertainties, simplifications, and discrepancies from observed data [209]. Whereas, commonly used data centric methods such as lagged cross-correlation and regression analysis, aiming at deriving insights into interaction mechanisms between climate process, may lead to ambiguous conclusions in the field [210]. To overcome the aforementioned issues, it's reasonable to meaningfully characterize causal relationships among parameters of interest and make assertions. Specifically, spatio-temporal Granger modeling via group elastic net is proposed in [209] to conduct climate change detection and attribution, where the extreme-value theory to model and attribute extreme events in climate, such as severe heatwaves and floods. In [210], a graphical Granger model followed by a causal interaction strength measure is proposed to quantify the strength and delay of climate interactions and overcome the possible artifacts from vanilla correlation or regression methods. Another challenge is the existence of unobserved confounders, which may either lead to incorrect attribution or perform as a nonnegligible driving factor. A line of work [211, 212] detect the latent driving force of abnormal event in climate by estimating the causal link intensity between confounded variables. Besides, in climate system some parameters of interest show strong coupling, thus impose difficulties for identification of causal orientation. The convergent cross mapping (CCM) technique, which is designed for strong coupling dynamic systems, is used in [213] to identify the causality between temperature and greenhouse gases, between which the statistical association is well documented while the causality is different to extract from the observed data. A recent overview of time series causal discovery in the earth system is also provided in [197], where avenues for future work in both method developments and scientific endeavors are depicted.

Industrial temporal anomaly detection: In industrial systems, detecting anomalies in massive temporal data, which is derived from sensors, logs, physical measurements, system settings, etc, is meaningful while challenging. The anomalies can be roughly categorized into univariate anomaly, which has been extensively studied, and dependency anomaly, which is much more challenging to detect but common in real-world applications. As the challenges mainly come from high dimensions and complex dependency in data, methods [202, 224, 225, 226, 147] based on temporal causal discovery have played a nonnegligible role in the dependency anomaly detection by providing efficient, robust and interpretable results. Causal discovery can facilitate the detection of the generative mechanisms of an underlying system. The key idea of this family of work is first to construct causal graphs from multivariate time series, and then detect anomalies according to the extracted causal relations. To be specific, in [202, 224], Granger graphical models

are built on a reference data set and a testing data set respectively, the distribution differences (such as KL-divergence and Jensen-Shannon divergence) between the two learned models are computed as anomalous measures. In [225], the inferred relation based on Granger causality is termed causally anomalous if it violates the domain knowledge or the frequently observed forms. Recently, a causal perspective is also taken in [226] to detect multivariate time series anomalies and leveraged in AIOps applications. In this work, the computation cost is reduced because instead of modeling joint distribution directly, it models factorized distribution modules from learned causal structures, where each corresponds to a local causal mechanism. Besides, as for the imbalanced flight data where the anomalous data points are rare, a time series classification method is proposed in [147] based on nonlinear Granger causality learning.

Root cause analysis in manufacturing process: The root cause analysis is a vital task to ensure process safety and productivity in the industrial context, where the manufacturing processes are temporal and complex scenarios usually composed of multiple process units and a large number of feedback control loops. However, the acceptance of powerful ML methods in this field is hindered due to increasing requirements of fairness, accountability, and transparency (a.k.a., FAT principle [266]), especially in sensitive-use cases [203]. To alleviate this issue, extracting knowledge such as causal relationships is paramount in this field. The last decade has witnessed the proliferation of the causal discovery methods for root cause analysis [227, 231, 267, 204, 203]. For instance, temporal causal discovery approaches such as Granger causality, transfer entropy, and their variants are leveraged to trace the oscillation propagation in the control loop [227, 228, 229, 230]. The reduction of alarm flood, which has been recognized as a major cause of industrial incidents, is another aspect of industrial root cause analysis. Among three typical nuisance alarms (i.e., repetitive alarms, standing alarms and consequence alarms [268]), it’s challenging to suppress the consequence alarms and to provide a proper on the condition that the abnormality occurs and propagates. To identify all causal relations between alarms is of help [269], and a line of work [231, 232, 233] leverages causal discovery approaches in this task. Besides, profound industrial knowledge, such as information flow and energy flow, can be combined with causal discovery to eliminate spurious relations [228, 234, 235].

6 Performance Evaluation

In this section, we give an overview of the benchmark datasets and evaluation metrics used in temporal causal discovery.

6.1 Datasets

We will briefly introduce some of the datasets used in temporal causal discovery, including MTS datasets and event-sequence datasets.

Datasets for MTS causal discovery range from health data to financial data. We discuss some of the commonly used datasets, which are publicly available and with the ground truth of causal graphs.

- **Lorenz-96 simulated data:** It’s a nonlinear model formulated in [270] to simulate climate dynamics. The continuous dynamics in a d -dimensional Lorenz model are given by $\frac{\partial \mathbf{x}_i^t}{\partial t} = -\mathbf{x}_{i-1}^t (\mathbf{x}_{i-2}^t - \mathbf{x}_{i+1}^t) - \mathbf{x}_i^t + F$, $i \leq d$. The system dynamics become increasingly chaotic for higher values of forcing constant F . As a standard benchmark, it’s used by [42, 43, 45, 48, 47].
- **Linear VAR simulated data:** Time series measurements are generated according to the linear VAR model. In [42, 43], it’s used to analyze methods’ performance when the true underlying dynamics are linear.
- **CMU Human motion capture (CMU MoCap) data:** It’s a data set from CMU MoCap database¹, containing data about joint angles, body position. Causal discovery methods can be leveraged to extract nonlinear dependencies between different regions of the body [42].
- **DREAM-3 in Silico Network Inference Challenge:** In DREAM-3 IN Silico Network Challenge [271], time-series data is simulated using continuous gene expression and regulation dynamics. Five gene regulation networks are to be inferred from gene expression level trajectories recorded. This dataset has been used to evaluate causal discovery algorithms in [42, 43].
- **Blood-oxygenation-level dependent (BOLD) imaging data:** In this dataset² [272], time-ordered samples of the BOLD signals measure different brain regions of interest in human subjects. It’s generated using the dynamic causal modeling functional magnetic resonance imaging (fMRI) forward model. In [43, 46], causal discovery methods are applied to estimate the connections in the human brain based on BOLD imaging data.

¹<http://mocap.cs.cmu.edu/>

²<https://www.fmrib.ox.ac.uk/datasets/netstim/index.html>

- **Simulated financial time series:** The dataset³ [175] is created using factor model to describe portfolio’s return depending on three factors and a portfolio-specific error term. Thus the true relationships are known. It’s used by [46].

As for event sequences, datasets range from online behavior to electricity. However, the true information on causal relationships is not accessible under all scenarios.

- **MemeTracker:** It is a dataset⁴ that captures online articles’ website, publication time, and all the hyperlinks within. This data set originally represents how a meme flow on different websites. The domain of the website and the publication time are considered an event type and its occurring time. And the hyperlinks between different websites can be seen as the ground truth of causal relationships. It’s used by [63, 66, 68].
- **IPTV viewing records:** This dataset[273] records the user’s viewing behavior, i.e., what program and when they watch in the IPTV systems. The type of program and the time of watching the program can be deemed as an event type and its occurring time, respectively. It’s used by [59, 64, 68]. However, ground-truth causal relationships are not included in this dataset.
- **Power grid failure event data:** This dataset includes abrupt changes in the voltage or current signals within Phasor Measurement Units (PMUs) as well as each PMU’s ID. The mission of the causal diagnosis task with this dataset is to infer the causalities within the grid [61]. Since the network topology is not given out of privacy concerns, this is a non-ground-truth task.
- **G-7 bonds:** This dataset[274] includes the daily return volatility of sovereign bonds of countries in the Group of Seven. The goal of dealing with this dataset is to discover the causal network underneath sovereign bonds [65]. Expert knowledge from the domain can be deemed as ground truth.

6.2 Evaluation Metrics

In this part, we will explain different metrics used in the literature. Given the inferred probability of an edge $p(A_{ij})$ thresholded by $thre \in (0, 1)$, the set of ground truth edges in causal graph $E_{GT} = \{(i, j) : A_{ij}^* = 1\}$, and the set of ground truth missing edges in causal graph $E_{MS} = \{(i, j) : A_{ij}^* = 0\}$, the definition and description of commonly used metrics is provided as follows:

- **True Positive Rate (TPR):** As a ratio of common edges found in the causal discovery results and the ground truth adjacencies over the total number of ground truth edges, the TPR metric is defined as $TPR = \frac{|\{(i, j) : p(A_{ij}) \geq thre\} \cap E_{GT}|}{|E_{GT}|}$.
- **False Positive Rate (FPR):** Similar to that in TPR, FPR refers to the ratio of common edges found in the causal discovery results and the ground truth missing adjacencies over the number of ground truth missing edges, which is defined as $FPR = \frac{|\{(i, j) : p(A_{ij}) \geq thre\} \cap E_{MS}|}{|E_{MS}|}$.
- **Area Under the Receiver Operator Curve (AUROC):** The Receiver Operator Curve (ROC) is defined as the ratio of TPR and FPR given the threshold $thre$ varies between 0 and 1. The area under the ROC (AUROC) is then widely used to assess the performance of causal discovery algorithms.
- **Structural Hamming Distance (SHD):** SHD is a metric describing the number of edge edition that need to be made to turn the discovered graph to its ground truth counterpart, which sums the number of missing edges, extra edges, and incorrect edges.

7 Discussion and New Perspectives

In this section, we first discuss challenges and practical considerations, including non-stationarity, heterogeneity, unobserved confounders, subsampling, and expert knowledge. Then, two new perspectives of temporal causal discovery are provided, which in our opinion will be a promising avenue for future research.

7.1 Challenges and Practical Considerations

Non-stationarity of data: We are often faced with non-stationarity in practical scenarios, where the probability distributions of temporal variables conditional on their causes or even the causal relations may change across time,

³<http://www.skleinberg.org/data.html>

⁴<http://memetracker.org>

especially for temporal data. In this condition, causal discovery approaches presuming a fixed causal model may give misleading results. Whereas, several types of research have shown that non-stationarity contains information for causal discovery [275, 276, 277, 278]. Thus, it's important to properly tackle the non-stationarity in applications. Non-stationarity may result from the change of underlying systems and can be seen as a soft intervention [279] done by nature. Following this idea, a line of work [277, 280] leverages a surrogate such as time and domain index to account for nonstationarity where the causal relations are changed, and the CD-NOD framework is proposed. Instead of leveraging informative non-stationarity to causal structure learning, another set of research focuses on modeling time-varying relationships [281]. Besides, the approach for slowly varying non-stationary process, such as evolutionary spectral and locally stationary processes, is proposed in [282].

Heterogeneity of data: In causal discovery for practical applications, the heterogeneity of data lies in two levels: (1) The interacting temporal processes are heterogeneous (having different distributions), for instance, causally related meteorological observations from different stations are influenced by several major weather systems separately [283]. (2) The underlying generating process changes across data sets or different domains [8], for instance stock prices from different markets [280] or individual behaviours in different paradigms [48]. For the first condition where the heterogeneity exists among temporal variables, the inferred relations of the traditional causal discovery approaches, which have been designed for specific homogeneous data types, may be inaccurate. As a remedy, several variants of Granger causality, based on methods such as generalized linear models and minimum message length, are proposed in [224, 283, 284]. For the second condition, a line of work [277, 280] leverages the distribution shift from heterogeneity as a soft intervention to assist causal structure learning, which is similar to that in non-stationary data. Whereas, another line of causal discovery approaches [48, 49] in the second condition focuses on inductively modeling typical structure in heterogeneous data within an end-to-end framework.

Unobserved confounders: In practice, we are often met with cases where causal sufficiency is violated, *i.e.*, there exist unobserved confounders. This challenging setting may lead to incorrect causal relations [285]. As summarized in Table 3, most temporal causal discovery approaches cannot handle unobserved confounders in a straightforward way. Several constraint-based approaches are designed without causal sufficiency and approaches Besides, unobserved confounders are modeled by applying a structural bias in [49]. Several recent studies termed as causal representation learning take a new perspective on unobserved confounders. It will be detailed in subsection (7.2.2).

Subsampling: In real-world applications, temporal data, especially time series, may be sampled at a rate lower than the rate of the underlying causal process due to the difficulties in data collection. An ordinary causal discovery algorithm for sub-sampled time series may lead to spurious causal relations and missed ones. Several remarks and approaches [286, 287, 288, 289, 290, 291] are proposed for this issue.

Expert knowledge: Expert knowledge can help the causal discovery process in practice. The approaches of fusing expert knowledge can be categorized into three types [15]: (1) *Soft constraints*: the learning process can be influenced by the knowledge [292]. (2) *Hard constraints*: the learnt structure must conform to the enforced requirements (*i.e.*, conditions given with a probability $p = 0$ or $p = 1$). In [293], hard constraints are leveraged in structure learning with a time dependant exposure. Studies in [30] add prior knowledge forbidding the existence of intra-slice dependencies, which is helpful to recover edges that are not explicitly encoded by the prior knowledge. (3) *Interactive learning*: the human input is leveraged in the learning process [294, 295, 296, 187].

7.2 New perspectives

7.2.1 Extension in amortized and supervised paradigms

In the traditional paradigms, causal discovery methods mostly either treat observational data separately or train a distinct model for each individual. These methods do not make full use of the common structure across different samples or supervised information from the datasets whose causal structures are clearly explored, thus suffering from several issues such as the small sample challenge and lack the inductive capability. Recently, causal discovery is conducted in new paradigms to solve this problem. We can roughly categorize them into two groups: methods based on **amortized modeling** [48, 49], and methods based on **supervised learning** [297, 298]. We introduce them in this subsection, which we believe are a promising avenue for future research.

In amortized modeling, a global causal discovery framework is trained for individuals with different causal structures. As for scenarios with temporal data, these approaches have been detailed in 3.4.4 as the deep learning extension of Granger causality with inductive modeling. InGRA [48] leverages prototype learning to extract common causal structure while ACD [49] proposes an encoder-decoder framework to conduct amortized causal discovery. These methods make full use of information from massive samples and are able to infer causal relations for newly arrived individuals, which are useful in real-world applications such as e-commerce, social network, and neuroimages.

Another line of work has predominately focused on treating the inference process as a black box and learning the mapping from sample data to causal graph structures via supervised learning. Here the label information is causal structure and can be easily accessed in synthetic datasets. Earlier work [299, 300] on learning causal relations by supervised learning is restricted to learning pairwise causal direction where the problem is cast into a classification task to distinguish between $X \rightarrow Y$ and $Y \rightarrow X$ by using observed samples. It's later extended to discovery graph structure in [301, 302]. As the labeled information for training is often originated from synthetic data or real-world datasets which have been explored, the requirement of a supervised approach, in which the distributions of training and test data match or highly overlap, is not guaranteed. In [303, 304], methods such as vicinal graph and meta-learning are leveraged in supervised causal discovery to tackle this 'domain shift' issue. For the temporal setting, a supervised estimation of Granger causality between time series is proposed in [297]. As a recent advance, a method for learning causal discovery is proposed in [298] where the learned from large datasets with known causal relations outperform the algorithm in the traditional paradigm when testing on temporal datasets such as fMRI.

7.2.2 Extension in causal representation learning

Extracting the causes of particular phenomena whether explicitly or implicitly from a deep learning black box can be beneficial to the downstream tasks. The aforementioned causal discovery methods focus on inferring relations between observed variables, or start from the premise that the causal variables are given before hand. Although some approaches learn causal relations under unobserved variables. There exist real-world observations (e.g., sensor measurements, image pixels in video) which are not well structured to causal variables to begin with. As a generalization of causal discovery from observed variables, there has recently been a growing interest in **causal representation learning** [305, 306, 307], which aims at learning representation of causal factors in an underlying system. It estimates latent causal variable graphs from observations.

A line of works in causal representation learning identifies independent factors of variations based on disentanglement and Independent Component Analysis (ICA). At the heart of this methodology is the postulation of mutually independent latent factors. It's hard to identify true latent variables, especially in general nonlinear cases. As a remedy, recent approaches [305, 308, 309, 310] leverage additional information in multiple views, auxiliary variables, or temporal structure, combined with deep learning methods like VAEs and contrastive learning. A connection between ICA and causality has been recently drawn in [311, 312]. In the context of temporal data, the identifiability of causal variables from temporal sequences is discussed in latent temporal causal process estimation (**LEAP**) [313]. It first provides causal identifiability conditions in a nonparametric, nonstationary setting, and a parametric setting. Then it proposes a learning framework to extract latent causal relations, which extends VAE with a learned causal process network by enforcing the assumed conditions. The non-stationary noise, modeled by flow-based estimators, can be viewed as a soft intervention to aid identification. In line with LEAP, subsequent works [314] extend the identification theory to a more general case.

Another line of work leverage intervention and data augmentation to help to identify latent causal relations. Under data augmentation, it's demonstrated in [315] that common contrastive learning methods can block-identify causal variables that remain unchanged. For the temporal setting, **CITRIS** [316] is proposed. It's a VAE framework learning causal representation where latent causal factors have possibly been intervened on. By using intervention target information for identification, CITRIS is devoid of suffering from functional or distributional form constraints. Besides, causal factors in CITRIS are considered as either scalars or potentially multidimensional vectors, which is more practical in complex scenarios. Along this line of work, instantaneous causal relations are extracted in iCITRIS [317].

8 Conclusion

Causal discovery in temporal data is fundamental to understanding the dynamics and estimating the causal effects of interest. This article reviews two categories of temporal causal discovery: multivariate time series causal discovery, and event sequence causal discovery. Multivariate time series causal discovery can be categorized into four groups, including constraint-based, score-based, FCM-based, and Granger causal model. Main ideas and recent advances for each type are reviewed. For causal discovery in event sequence, we can classify these algorithms into constraint-based, score-based, and Granger causal models, which are in accordance with multivariate time series causal discovery. We note that Granger causal models are especially well-developed for event sequence due to a natural match-up between Granger causality and Hawkes processes. To bridge the gap between abundant temporal causal discovery algorithms with real-world impacts, we introduce several major studies including scientific endeavors and industrial implementations. We also provide an extensive list of resources, including datasets and metrics, which can be used as a guideline for future research in this field. Whilst many algorithms are offered with theoretical or empirical guarantees, the quality of the inferred relations is dependent on many issues, including non-stationarity, heterogeneity, unobserved confounders, subsampling and expert knowledge. We discuss these challenges and practical considerations. Lastly, we introduce new

perspectives of causal discovery, where avenues for future work in amortized modeling, supervised learning, and causal representation learning are depicted.

Acknowledgments

This work was supported in part by.....

References

- [1] Hassan Ismail Fawaz, Germain Forestier, Jonathan Weber, Lhassane Idoumghar, and Pierre-Alain Muller. Deep learning for time series classification: a review. *Data mining and knowledge discovery*, 33(4):917–963, 2019.
- [2] Chotirat Ann Ratanamahatana and Eamonn Keogh. Making time-series classification more accurate using learned constraints. In *Proceedings of the 2004 SIAM international conference on data mining*, pages 11–22. SIAM, 2004.
- [3] Saeed Aghabozorgi, Ali Seyed Shirkhorshidi, and Teh Ying Wah. Time-series clustering—a decade review. *Information systems*, 53:16–38, 2015.
- [4] T Warren Liao. Clustering of time series data—a survey. *Pattern recognition*, 38(11):1857–1874, 2005.
- [5] Andreas S Weigend. *Time series prediction: forecasting the future and understanding the past*. Routledge, 2018.
- [6] Tom Edinburgh, Stephen J Eglon, and Ari Ercole. Causality indices for bivariate time series data: A comparative review of performance. *Chaos: An Interdisciplinary Journal of Nonlinear Science*, 31(8):083111, 2021.
- [7] Anna Krakovská, Jozef Jakubík, Martina Chvosteková, David Coufal, Nikola Jajcay, and Milan Paluš. Comparison of six methods for the detection of causality in a bivariate time series. *Physical Review E*, 97(4):042207, 2018.
- [8] Clark Glymour, Kun Zhang, and Peter Spirtes. Review of causal discovery methods based on graphical models. *Frontiers in genetics*, 10:524, 2019.
- [9] Ruo Cheng Guo, Lu Cheng, Jundong Li, P. Richard Hahn, and Huan Liu. A survey of learning causality with data: Problems and methods. *ACM Comput. Surv.*, 53(4):75:1–75:37, 2021.
- [10] Matthew J. Vowels, Necati Cihan Camgöz, and Richard Bowden. D’ya like dags? A survey on structure learning and causal discovery. *CoRR*, abs/2103.02582, 2021.
- [11] Hang Chen, Keqing Du, Xinyu Yang, and Chenguang Li. A review and roadmap of deep learning causal discovery in different variable paradigms. *CoRR*, abs/2209.06367, 2022.
- [12] Raha Moraffah, Paras Sheth, Mansooreh Karami, Anchit Bhattacharya, Qianru Wang, Anique Tahir, Adrienne Raglin, and Huan Liu. Causal inference for time series analysis: problems, methods and evaluation. *Knowl. Inf. Syst.*, 63(12):3041–3085, 2021.
- [13] Ali Shojaie and Emily B. Fox. Granger causality: A review and recent advances. *CoRR*, abs/2105.02675, 2021.
- [14] Charles K. Assaad, Emilie Devijver, and Éric Gaussier. Survey and evaluation of causal discovery methods for time series. *J. Artif. Intell. Res.*, 73:767–819, 2022.
- [15] Neville Kenneth Kitson, Anthony C. Constantinou, Zhigao Guo, Yang Liu, and Kiattikun Chobtham. A survey of bayesian network structure learning. *CoRR*, abs/2109.11415, 2021.
- [16] Zizhen Deng, Xiaolong Zheng, Hu Tian, and Daniel Dajun Zeng. Deep causal learning: Representation, discovery and inference. *CoRR*, abs/2211.03374, 2022.
- [17] Christina Heinze-Deml, Marloes H Maathuis, and Nicolai Meinshausen. Causal structure learning. *Annual Review of Statistics and Its Application*, 5:371–391, 2018.
- [18] Jie Sun, Dane Taylor, and Erik M. Bollt. Causal network inference by optimal causation entropy. *SIAM J. Appl. Dyn. Syst.*, 14(1):73–106, 2015.
- [19] Charles K. Assaad, Emilie Devijver, and Éric Gaussier. Discovery of extended summary graphs in time series. In James Cussens and Kun Zhang, editors, *Uncertainty in Artificial Intelligence, Proceedings of the Thirty-Eighth Conference on Uncertainty in Artificial Intelligence, UAI 2022, 1-5 August 2022, Eindhoven, The Netherlands*, volume 180 of *Proceedings of Machine Learning Research*, pages 96–106. PMLR, 2022.
- [20] Jakob Runge, Peer Nowack, Marlene Kretschmer, Seth Flaxman, and Dino Sejdinovic. Detecting and quantifying causal associations in large nonlinear time series datasets. *Science advances*, 5(11):eaau4996, 2019.

- [21] Jakob Runge. Discovering contemporaneous and lagged causal relations in autocorrelated nonlinear time series datasets. In Ryan P. Adams and Vibhav Gogate, editors, *Proceedings of the Thirty-Sixth Conference on Uncertainty in Artificial Intelligence, UAI 2020, virtual online, August 3-6, 2020*, volume 124 of *Proceedings of Machine Learning Research*, pages 1388–1397. AUAI Press, 2020.
- [22] Tianjiao Chu and Clark Glymour. Search for additive nonlinear time series causal models. *J. Mach. Learn. Res.*, 9:967–991, 2008.
- [23] Doris Entner and Patrik O Hoyer. On causal discovery from time series data using fci. *Probabilistic graphical models*, pages 121–128, 2010.
- [24] Daniel Malinsky and Peter Spirtes. Causal structure learning from multivariate time series in settings with unmeasured confounding. In Thuc Duy Le, Kun Zhang, Emre Kiciman, Aapo Hyvärinen, and Lin Liu, editors, *Proceedings of 2018 ACM SIGKDD Workshop on Causal Discovery, CD@KDD 2018, London, UK, 20 August 2018*, volume 92 of *Proceedings of Machine Learning Research*, pages 23–47. PMLR, 2018.
- [25] Andreas Gerhardus and Jakob Runge. High-recall causal discovery for autocorrelated time series with latent confounders. In Hugo Larochelle, Marc’ Aurelio Ranzato, Raia Hadsell, Maria-Florina Balcan, and Hsuan-Tien Lin, editors, *Advances in Neural Information Processing Systems 33: Annual Conference on Neural Information Processing Systems 2020, NeurIPS 2020, December 6-12, 2020, virtual*, 2020.
- [26] Nir Friedman, Kevin P. Murphy, and Stuart Russell. Learning the structure of dynamic probabilistic networks. In Gregory F. Cooper and Serafín Moral, editors, *UAI ’98: Proceedings of the Fourteenth Conference on Uncertainty in Artificial Intelligence, University of Wisconsin Business School, Madison, Wisconsin, USA, July 24-26, 1998*, pages 139–147. Morgan Kaufmann, 1998.
- [27] José M. Peña, Johan Björkegren, and Jesper Tegnér. Learning dynamic bayesian network models via cross-validation. *Pattern Recognit. Lett.*, 26(14):2295–2308, 2005.
- [28] Cassio P. de Campos and Qiang Ji. Efficient structure learning of bayesian networks using constraints. *J. Mach. Learn. Res.*, 12:663–689, 2011.
- [29] Roxana Pamfil, Nisara Sriwattanaworachai, Shaan Desai, Philip Pilgerstorfer, Konstantinos Georgatzis, Paul Beaumont, and Bryon Aragam. DYNOTEARS: structure learning from time-series data. In Silvia Chiappa and Roberto Calandra, editors, *The 23rd International Conference on Artificial Intelligence and Statistics, AISTATS 2020, 26-28 August 2020, Online [Palermo, Sicily, Italy]*, volume 108 of *Proceedings of Machine Learning Research*, pages 1595–1605. PMLR, 2020.
- [30] Xiangyu Sun, Guiliang Liu, Pascal Poupart, and Oliver Schulte. NTS-NOTEARS: learning nonparametric temporal dags with time-series data and prior knowledge. *CoRR*, abs/2109.04286, 2021.
- [31] Tian Gao, Debarun Bhattacharjya, Elliot Nelson, Miao Liu, and Yue Yu. IDYNO: learning nonparametric dags from interventional dynamic data. In Kamalika Chaudhuri, Stefanie Jegelka, Le Song, Csaba Szepesvári, Gang Niu, and Sivan Sabato, editors, *International Conference on Machine Learning, ICML 2022, 17-23 July 2022, Baltimore, Maryland, USA*, volume 162 of *Proceedings of Machine Learning Research*, pages 6988–7001. PMLR, 2022.
- [32] Aapo Hyvärinen, Shohei Shimizu, and Patrik O. Hoyer. Causal modelling combining instantaneous and lagged effects: an identifiable model based on non-gaussianity. In William W. Cohen, Andrew McCallum, and Sam T. Roweis, editors, *Machine Learning, Proceedings of the Twenty-Fifth International Conference (ICML 2008), Helsinki, Finland, June 5-9, 2008*, volume 307 of *ACM International Conference Proceeding Series*, pages 424–431. ACM, 2008.
- [33] Aapo Hyvärinen, Kun Zhang, Shohei Shimizu, and Patrik O. Hoyer. Estimation of a structural vector autoregression model using non-gaussianity. *J. Mach. Learn. Res.*, 11:1709–1731, 2010.
- [34] Ulrich Schaechtle, Kostas Stathis, and Stefano Bromuri. Multi-dimensional causal discovery. In Francesca Rossi, editor, *IJCAI 2013, Proceedings of the 23rd International Joint Conference on Artificial Intelligence, Beijing, China, August 3-9, 2013*, pages 1649–1655. IJCAI/AAAI, 2013.
- [35] Tianhao Wu, Xingyu Wu, Xin Wang, Shikang Liu, and Huanhuan Chen. Nonlinear causal discovery in time series. In Mohammad Al Hasan and Li Xiong, editors, *Proceedings of the 31st ACM International Conference on Information & Knowledge Management, Atlanta, GA, USA, October 17-21, 2022*, pages 4575–4579. ACM, 2022.
- [36] Jonas Peters, Dominik Janzing, and Bernhard Schölkopf. Causal inference on time series using restricted structural equation models. In Christopher J. C. Burges, Léon Bottou, Zoubin Ghahramani, and Kilian Q. Weinberger, editors, *Advances in Neural Information Processing Systems 26: 27th Annual Conference on Neural Information Processing Systems 2013. Proceedings of a meeting held December 5-8, 2013, Lake Tahoe, Nevada, United States*, pages 154–162, 2013.

- [37] Charles K. Assaad, Emilie Devijver, Éric Gaussier, and Ali Aït-Bachir. A mixed noise and constraint-based approach to causal inference in time series. In Nuria Oliver, Fernando Pérez-Cruz, Stefan Kramer, Jesse Read, and José Antonio Lozano, editors, *Machine Learning and Knowledge Discovery in Databases. Research Track - European Conference, ECML PKDD 2021, Bilbao, Spain, September 13-17, 2021, Proceedings, Part I*, volume 12975 of *Lecture Notes in Computer Science*, pages 453–468. Springer, 2021.
- [38] Weijie Ren, Baisong Li, and Min Han. A novel granger causality method based on hsc-lasso for revealing nonlinear relationship between multivariate time series. *Physica A: Statistical Mechanics and its Applications*, 541:123245, 2020.
- [39] Alessandro Montalto, Sebastiano Stramaglia, Luca Faes, Giovanni Tessitore, Roberto Prevede, and Daniele Marinazzo. Neural networks with non-uniform embedding and explicit validation phase to assess granger causality. *Neural Networks*, 71:159–171, 2015.
- [40] Yueming Wang, Kang Lin, Yu Qi, Qi Lian, Shaozhe Feng, Zhaohui Wu, and Gang Pan. Estimating brain connectivity with varying-length time lags using a recurrent neural network. *IEEE Trans. Biomed. Eng.*, 65(9):1953–1963, 2018.
- [41] Tailin Wu, Thomas M. Breuel, Michael Skuhersky, and Jan Kautz. Discovering nonlinear relations with minimum predictive information regularization. *CoRR*, abs/2001.01885, 2020.
- [42] Alex Tank, Ian Covert, Nicholas J. Foti, Ali Shojaie, and Emily B. Fox. Neural granger causality. *IEEE Trans. Pattern Anal. Mach. Intell.*, 44(8):4267–4279, 2022.
- [43] Saurabh Khanna and Vincent Y. F. Tan. Economy statistical recurrent units for inferring nonlinear granger causality. In *8th International Conference on Learning Representations, ICLR 2020, Addis Ababa, Ethiopia, April 26-30, 2020*. OpenReview.net, 2020.
- [44] Chenxiao Xu, Hao Huang, and Shinjae Yoo. Scalable causal graph learning through a deep neural network. In Wenwu Zhu, Dacheng Tao, Xueqi Cheng, Peng Cui, Elke A. Rundensteiner, David Carmel, Qi He, and Jeffrey Xu Yu, editors, *Proceedings of the 28th ACM International Conference on Information and Knowledge Management, CIKM 2019, Beijing, China, November 3-7, 2019*, pages 1853–1862. ACM, 2019.
- [45] Ricards Marcinkevics and Julia E. Vogt. Interpretable models for granger causality using self-explaining neural networks. In *9th International Conference on Learning Representations, ICLR 2021, Virtual Event, Austria, May 3-7, 2021*. OpenReview.net, 2021.
- [46] Meike Nauta, Doina Bucur, and Christin Seifert. Causal discovery with attention-based convolutional neural networks. *Mach. Learn. Knowl. Extr.*, 1(1):312–340, 2019.
- [47] Hongming Li, Shujian Yu, and José C. Príncipe. Causal recurrent variational autoencoder for medical time series generation. *CoRR*, abs/2301.06574, 2023.
- [48] Yunfei Chu, Xiaowei Wang, Jianxin Ma, Kunyang Jia, Jingren Zhou, and Hongxia Yang. Inductive granger causal modeling for multivariate time series. In Claudia Plant, Haixun Wang, Alfredo Cuzzocrea, Carlo Zaniolo, and Xindong Wu, editors, *20th IEEE International Conference on Data Mining, ICDM 2020, Sorrento, Italy, November 17-20, 2020*, pages 972–977. IEEE, 2020.
- [49] Sindy Löwe, David Madras, Richard Z. Shilling, and Max Welling. Amortized causal discovery: Learning to infer causal graphs from time-series data. In Bernhard Schölkopf, Caroline Uhler, and Kun Zhang, editors, *1st Conference on Causal Learning and Reasoning, CLeaR 2022, Sequoia Conference Center, Eureka, CA, USA, 11-13 April, 2022*, volume 177 of *Proceedings of Machine Learning Research*, pages 509–525. PMLR, 2022.
- [50] Thomas Schreiber. Measuring information transfer. *Physical review letters*, 85(2):461, 2000.
- [51] Jakob Runge, Jobst Heitzig, Norbert Marwan, and Jürgen Kurths. Quantifying causal coupling strength: A lag-specific measure for multivariate time series related to transfer entropy. *Physical Review E*, 86(6):061121, 2012.
- [52] Jie Sun and Erik M Bollt. Causation entropy identifies indirect influences, dominance of neighbors and anticipatory couplings. *Physica D: Nonlinear Phenomena*, 267:49–57, 2014.
- [53] Mark Voortman, Denver Dash, and Marek J. Druzdzel. Learning why things change: The difference-based causality learner. In Peter Grünwald and Peter Spirtes, editors, *UAI 2010, Proceedings of the Twenty-Sixth Conference on Uncertainty in Artificial Intelligence, Catalina Island, CA, USA, July 8-11, 2010*, pages 641–650. AUAI Press, 2010.
- [54] Alexis Bellot, Kim Branson, and Mihaela van der Schaar. Neural graphical modelling in continuous-time: consistency guarantees and algorithms. In *The Tenth International Conference on Learning Representations, ICLR 2022, Virtual Event, April 25-29, 2022*. OpenReview.net, 2022.

- [55] George Sugihara, Robert May, Hao Ye, Chih-hao Hsieh, Ethan Deyle, Michael Fogarty, and Stephan Munch. Detecting causality in complex ecosystems. *science*, 338(6106):496–500, 2012.
- [56] Samantha Kleinberg and Bud Mishra. The temporal logic of causal structures. In Jeff A. Bilmes and Andrew Y. Ng, editors, *UAI 2009, Proceedings of the Twenty-Fifth Conference on Uncertainty in Artificial Intelligence, Montreal, QC, Canada, June 18-21, 2009*, pages 303–312. AUAI Press, 2009.
- [57] Yifeng Li, Haifen Chen, Jie Zheng, and Alioune Ngom. The max-min high-order dynamic bayesian network for learning gene regulatory networks with time-delayed regulations. *IEEE ACM Trans. Comput. Biol. Bioinform.*, 13(4):792–803, 2016.
- [58] Sanggyun Kim, David Putrino, Soumya Ghosh, and Emery N. Brown. A granger causality measure for point process models of ensemble neural spiking activity. *PLOS Computational Biology*, 7:1–13, 03 2011.
- [59] Hongteng Xu, Mehrdad Farajtabar, and Hongyuan Zha. Learning granger causality for hawkes processes. In Maria Florina Balcan and Kilian Q. Weinberger, editors, *Proceedings of The 33rd International Conference on Machine Learning*, volume 48 of *Proceedings of Machine Learning Research*, pages 1717–1726, New York, New York, USA, 20–22 Jun 2016. PMLR.
- [60] Ruichu Cai, Siyu Wu, Jie Qiao, Zhifeng Hao, Keli Zhang, and Xi Zhang. Thp: Topological hawkes processes for learning granger causality on event sequences. *ArXiv*, abs/2105.10884, 2021.
- [61] Tsuyoshi Ide, Georgios Kollias, Dzung Phan, and Naoki Abe. Cardinality-regularized hawkes-granger model. In M. Ranzato, A. Beygelzimer, Y. Dauphin, P.S. Liang, and J. Wortman Vaughan, editors, *Advances in Neural Information Processing Systems*, volume 34, pages 2682–2694. Curran Associates, Inc., 2021.
- [62] Xiufan Yu, Karthikeyan Shanmugam, Debarun Bhattacharjya, Tian Gao, Dharmashankar Subramanian, and Lingzhou Xue. Hawkesian graphical event models. In Manfred Jaeger and Thomas Dyhre Nielsen, editors, *Proceedings of the 10th International Conference on Probabilistic Graphical Models*, volume 138 of *Proceedings of Machine Learning Research*, pages 569–580. PMLR, 23–25 Sep 2020.
- [63] Massil Achab, Emmanuel Bacry, Stéphane Gaïffas, Iacopo Mastromatteo, and Jean-François Muzy. Uncovering causality from multivariate Hawkes integrated cumulants. In Doina Precup and Yee Whye Teh, editors, *Proceedings of the 34th International Conference on Machine Learning*, volume 70 of *Proceedings of Machine Learning Research*, pages 1–10. PMLR, 06–11 Aug 2017.
- [64] Wei Chen, Jibin Chen, Ruichu Cai, Yuequn Liu, and Zhifeng Hao. Learning granger causality for non-stationary hawkes processes. *Neurocomputing*, 468:22–32, 2022.
- [65] Amirkasra Jalaldoust, Kateřina Hlaváčková-Schindler, and Claudia Plant. Causal discovery in hawkes processes by minimum description length. *Proceedings of the AAAI Conference on Artificial Intelligence*, 36(6):6978–6987, Jun. 2022.
- [66] Flavio Figueiredo, Guilherme Resende Borges, Pedro O.S. Vaz de Melo, and Renato Assunção. Fast estimation of causal interactions using wold processes. In S. Bengio, H. Wallach, H. Larochelle, K. Grauman, N. Cesa-Bianchi, and R. Garnett, editors, *Advances in Neural Information Processing Systems*, volume 31. Curran Associates, Inc., 2018.
- [67] Jalal Etesami, William Trouleau, Negar Kiyavash, Matthias Grossglauser, and Patrick Thiran. A variational inference approach to learning multivariate wold processes. In Arindam Banerjee and Kenji Fukumizu, editors, *Proceedings of The 24th International Conference on Artificial Intelligence and Statistics*, volume 130 of *Proceedings of Machine Learning Research*, pages 2044–2052. PMLR, 13–15 Apr 2021.
- [68] Wei Zhang, Thomas Panum, Somesh Jha, Prasad Chalasani, and David Page. CAUSE: Learning Granger causality from event sequences using attribution methods. In Hal Daumé III and Aarti Singh, editors, *Proceedings of the 37th International Conference on Machine Learning*, volume 119 of *Proceedings of Machine Learning Research*, pages 11235–11245. PMLR, 13–18 Jul 2020.
- [69] Debarun Bhattacharjya, Karthikeyan Shanmugam, Tian Gao, and D. Subramanian. Process independence testing in proximal graphical event models. In *CLear*, 2022.
- [70] C. Meek. Toward learning graphical and causal process models. *CEUR Workshop Proceedings*, 1274:43–48, 01 2014.
- [71] Debarun Bhattacharjya, Dharmashankar Subramanian, and Tian Gao. Proximal graphical event models. In S. Bengio, H. Wallach, H. Larochelle, K. Grauman, N. Cesa-Bianchi, and R. Garnett, editors, *Advances in Neural Information Processing Systems*, volume 31. Curran Associates, Inc., 2018.
- [72] Judea Pearl. *Causality*. Cambridge university press, 2009.
- [73] Judea Pearl and Dana Mackenzie. *The book of why: the new science of cause and effect*. Basic books, 2018.

- [74] Peter Spirtes, Clark Glymour, and Richard Scheines. *Causation, Prediction, and Search, Second Edition*. Adaptive computation and machine learning. MIT Press, 2000.
- [75] Jonas Peters, Dominik Janzing, and Bernhard Schölkopf. *Elements of causal inference: foundations and learning algorithms*. The MIT Press, 2017.
- [76] Michael Eichler. *Causal inference in time series analysis*. Wiley Online Library, 2012.
- [77] Dominik Janzing, Paul Rubenstein, and Bernhard Schölkopf. Structural causal models for macro-variables in time-series. *arXiv preprint arXiv:1804.03911*, 2018.
- [78] Paul K. Rubenstein, Sebastian Weichwald, Stephan Bongers, Joris M. Mooij, Dominik Janzing, Moritz Grosse-Wentrup, and Bernhard Schölkopf. Causal consistency of structural equation models. In Gal Elidan, Kristian Kersting, and Alexander T. Ihler, editors, *Proceedings of the Thirty-Third Conference on Uncertainty in Artificial Intelligence, UAI 2017, Sydney, Australia, August 11-15, 2017*. AUAI Press, 2017.
- [79] Jonas Peters, Stefan Bauer, and Niklas Pfister. Causal models for dynamical systems. In *Probabilistic and Causal Inference: The Works of Judea Pearl*, pages 671–690. 2022.
- [80] Samantha Kleinberg. A logic for causal inference in time series with discrete and continuous variables. In Toby Walsh, editor, *IJCAI 2011, Proceedings of the 22nd International Joint Conference on Artificial Intelligence, Barcelona, Catalonia, Spain, July 16-22, 2011*, pages 943–950. IJCAI/AAAI, 2011.
- [81] Peter Spirtes, Clark Glymour, and Richard Scheines. Causality from probability. *Evolving knowledge in natural and artificial intelligence*, 1990.
- [82] Kun Zhang, Jonas Peters, Dominik Janzing, and Bernhard Schölkopf. Kernel-based conditional independence test and application in causal discovery. In Fábio Gagliardi Cozman and Avi Pfeffer, editors, *UAI 2011, Proceedings of the Twenty-Seventh Conference on Uncertainty in Artificial Intelligence, Barcelona, Spain, July 14-17, 2011*, pages 804–813. AUAI Press, 2011.
- [83] Jakob Runge. Conditional independence testing based on a nearest-neighbor estimator of conditional mutual information. In Amos J. Storkey and Fernando Pérez-Cruz, editors, *International Conference on Artificial Intelligence and Statistics, AISTATS 2018, 9-11 April 2018, Playa Blanca, Lanzarote, Canary Islands, Spain*, volume 84 of *Proceedings of Machine Learning Research*, pages 938–947. PMLR, 2018.
- [84] Jiji Zhang. On the completeness of orientation rules for causal discovery in the presence of latent confounders and selection bias. *Artif. Intell.*, 172(16-17):1873–1896, 2008.
- [85] Thomas Dean and Keiji Kanazawa. A model for reasoning about persistence and causation. *Computational intelligence*, 5(3):142–150, 1989.
- [86] Kevin Patrick Murphy. *Dynamic bayesian networks: representation, inference and learning*. University of California, Berkeley, 2002.
- [87] David Heckerman, Dan Geiger, and David Maxwell Chickering. Learning bayesian networks: The combination of knowledge and statistical data. *Mach. Learn.*, 20(3):197–243, 1995.
- [88] Mehmet Kayaalp and Gregory F. Cooper. A bayesian network scoring metric that is based on globally uniform parameter priors. *CoRR*, abs/1301.0576, 2013.
- [89] Andrew A Neath and Joseph E Cavanaugh. The bayesian information criterion: background, derivation, and applications. *Wiley Interdisciplinary Reviews: Computational Statistics*, 4(2):199–203, 2012.
- [90] Kenneth P Burnham and David R Anderson. Multimodel inference: understanding aic and bic in model selection. *Sociological methods & research*, 33(2):261–304, 2004.
- [91] David Maxwell Chickering. Learning bayesian networks is np-complete. In Doug Fisher and Hans-Joachim Lenz, editors, *Learning from Data - Fifth International Workshop on Artificial Intelligence and Statistics, AISTATS 1995, Key West, Florida, USA, January, 1995*. *Proceedings*, pages 121–130. Springer, 1995.
- [92] David Maxwell Chickering. Learning equivalence classes of bayesian-network structures. *J. Mach. Learn. Res.*, 2:445–498, 2002.
- [93] Xun Zheng, Bryon Aragam, Pradeep Ravikumar, and Eric P. Xing. Dags with NO TEARS: continuous optimization for structure learning. In Samy Bengio, Hanna M. Wallach, Hugo Larochelle, Kristen Grauman, Nicolò Cesa-Bianchi, and Roman Garnett, editors, *Advances in Neural Information Processing Systems 31: Annual Conference on Neural Information Processing Systems 2018, NeurIPS 2018, December 3-8, 2018, Montréal, Canada*, pages 9492–9503, 2018.

- [94] Xun Zheng, Chen Dan, Bryon Aragam, Pradeep Ravikumar, and Eric P. Xing. Learning sparse nonparametric dags. In Silvia Chiappa and Roberto Calandra, editors, *The 23rd International Conference on Artificial Intelligence and Statistics, AISTATS 2020, 26-28 August 2020, Online [Palermo, Sicily, Italy]*, volume 108 of *Proceedings of Machine Learning Research*, pages 3414–3425. PMLR, 2020.
- [95] Jack Yurkiewicz. Constrained optimization and lagrange multiplier methods, by d. p. bertsekas, academic press, new york, 1982, 395 pp. price: \$65.00. *Networks*, 15(1):138–140, 1985.
- [96] Yue Yu, Jie Chen, Tian Gao, and Mo Yu. DAG-GNN: DAG structure learning with graph neural networks. In Kamalika Chaudhuri and Ruslan Salakhutdinov, editors, *Proceedings of the 36th International Conference on Machine Learning, ICML 2019, 9-15 June 2019, Long Beach, California, USA*, volume 97 of *Proceedings of Machine Learning Research*, pages 7154–7163. PMLR, 2019.
- [97] Yinghua Gao, Li Shen, and Shu-Tao Xia. DAG-GAN: causal structure learning with generative adversarial nets. In *IEEE International Conference on Acoustics, Speech and Signal Processing, ICASSP 2021, Toronto, ON, Canada, June 6-11, 2021*, pages 3320–3324. IEEE, 2021.
- [98] Nir Friedman. Learning belief networks in the presence of missing values and hidden variables. In Douglas H. Fisher, editor, *Proceedings of the Fourteenth International Conference on Machine Learning (ICML 1997), Nashville, Tennessee, USA, July 8-12, 1997*, pages 125–133. Morgan Kaufmann, 1997.
- [99] Nir Friedman. The bayesian structural EM algorithm. In Gregory F. Cooper and Serafín Moral, editors, *UAI '98: Proceedings of the Fourteenth Conference on Uncertainty in Artificial Intelligence, University of Wisconsin Business School, Madison, Wisconsin, USA, July 24-26, 1998*, pages 129–138. Morgan Kaufmann, 1998.
- [100] Ignavier Ng, Shengyu Zhu, Zhuangyan Fang, Haoyang Li, Zhitang Chen, and Jun Wang. Masked gradient-based causal structure learning. In Arindam Banerjee, Zhi-Hua Zhou, Evangelos E. Papalexakis, and Matteo Riondato, editors, *Proceedings of the 2022 SIAM International Conference on Data Mining, SDM 2022, Alexandria, VA, USA, April 28-30, 2022*, pages 424–432. SIAM, 2022.
- [101] Ignavier Ng, Shengyu Zhu, Zhitang Chen, and Zhuangyan Fang. A graph autoencoder approach to causal structure learning. *CoRR*, abs/1911.07420, 2019.
- [102] Sébastien Lachapelle, Philippe Brouillard, Tristan Deleu, and Simon Lacoste-Julien. Gradient-based neural DAG learning. In *8th International Conference on Learning Representations, ICLR 2020, Addis Ababa, Ethiopia, April 26-30, 2020*. OpenReview.net, 2020.
- [103] Tsung-Yu Hsieh, Yiwei Sun, Xianfeng Tang, Suhang Wang, and Vasant G. Honavar. Srvarm: State regularized vector autoregressive model for joint learning of hidden state transitions and state-dependent inter-variable dependencies from multi-variate time series. In Jure Leskovec, Marko Grobelnik, Marc Najork, Jie Tang, and Leila Zia, editors, *WWW '21: The Web Conference 2021, Virtual Event / Ljubljana, Slovenia, April 19-23, 2021*, pages 2270–2280. ACM / IW3C2, 2021.
- [104] Aapo Hyvärinen, Kun Zhang, Shohei Shimizu, and Patrik O. Hoyer. Estimation of a structural vector autoregression model using non-gaussianity. *J. Mach. Learn. Res.*, 11:1709–1731, 2010.
- [105] Ciyou Zhu, Richard H. Byrd, Peihuang Lu, and Jorge Nocedal. Algorithm 778: L-BFGS-B: fortran subroutines for large-scale bound-constrained optimization. *ACM Trans. Math. Softw.*, 23(4):550–560, 1997.
- [106] Marcus Kaiser and Maksim Sipos. Unsuitability of NOTEARS for causal graph discovery when dealing with dimensional quantities. *Neural Process. Lett.*, 54(3):1587–1595, 2022.
- [107] Alexander G. Reisach, Christof Seiler, and Sebastian Weichwald. Beware of the simulated dag! causal discovery benchmarks may be easy to game. In Marc Aurelio Ranzato, Alina Beygelzimer, Yann N. Dauphin, Percy Liang, and Jennifer Wortman Vaughan, editors, *Advances in Neural Information Processing Systems 34: Annual Conference on Neural Information Processing Systems 2021, NeurIPS 2021, December 6-14, 2021, virtual*, pages 27772–27784, 2021.
- [108] Ignavier Ng, Sébastien Lachapelle, Nan Rosemary Ke, Simon Lacoste-Julien, and Kun Zhang. On the convergence of continuous constrained optimization for structure learning. In Gustau Camps-Valls, Francisco J. R. Ruiz, and Isabel Valera, editors, *International Conference on Artificial Intelligence and Statistics, AISTATS 2022, 28-30 March 2022, Virtual Event*, volume 151 of *Proceedings of Machine Learning Research*, pages 8176–8198. PMLR, 2022.
- [109] Judea Pearl et al. Models, reasoning and inference. *Cambridge, UK: CambridgeUniversityPress*, 19(2), 2000.
- [110] Nevin Climenhaga, Lane DesAutels, and Grant Ramsey. Causal inference from noise. *Noûs*, 55(1):152–170, 2021.
- [111] Shohei Shimizu, Patrik O. Hoyer, Aapo Hyvärinen, and Antti J. Kerminen. A linear non-gaussian acyclic model for causal discovery. *J. Mach. Learn. Res.*, 7:2003–2030, 2006.

- [112] James V Stone. Independent component analysis: a tutorial introduction. 2004.
- [113] Shohei Shimizu, Takanori Inazumi, Yasuhiro Sogawa, Aapo Hyvärinen, Yoshinobu Kawahara, Takashi Washio, Patrik O. Hoyer, and Kenneth Bollen. Directlingam: A direct method for learning a linear non-gaussian structural equation model. *J. Mach. Learn. Res.*, 12:1225–1248, 2011.
- [114] Alessio Moneta, Doris Entner, Patrik O Hoyer, and Alex Coad. Causal inference by independent component analysis: Theory and applications. *Oxford Bulletin of Economics and Statistics*, 75(5):705–730, 2013.
- [115] Biwei Huang, Kun Zhang, and Bernhard Schölkopf. Identification of time-dependent causal model: A gaussian process treatment. In Qiang Yang and Michael J. Wooldridge, editors, *Proceedings of the Twenty-Fourth International Joint Conference on Artificial Intelligence, IJCAI 2015, Buenos Aires, Argentina, July 25-31, 2015*, pages 3561–3568. AAAI Press, 2015.
- [116] Markku Lanne, Mika Meitz, and Pentti Saikkonen. Identification and estimation of non-gaussian structural vector autoregressions. *Journal of Econometrics*, 196(2):288–304, 2017.
- [117] Hermanni Hälvä and Aapo Hyvärinen. Hidden markov nonlinear ICA: unsupervised learning from nonstationary time series. In Ryan P. Adams and Vibhav Gogate, editors, *Proceedings of the Thirty-Sixth Conference on Uncertainty in Artificial Intelligence, UAI 2020, virtual online, August 3-6, 2020*, volume 124 of *Proceedings of Machine Learning Research*, pages 939–948. AUAI Press, 2020.
- [118] Patrik O. Hoyer, Dominik Janzing, Joris M. Mooij, Jonas Peters, and Bernhard Schölkopf. Nonlinear causal discovery with additive noise models. In Daphne Koller, Dale Schuurmans, Yoshua Bengio, and Léon Bottou, editors, *Advances in Neural Information Processing Systems 21, Proceedings of the Twenty-Second Annual Conference on Neural Information Processing Systems, Vancouver, British Columbia, Canada, December 8-11, 2008*, pages 689–696. Curran Associates, Inc., 2008.
- [119] Joris M. Mooij, Dominik Janzing, Jonas Peters, and Bernhard Schölkopf. Regression by dependence minimization and its application to causal inference in additive noise models. In Andrea Pohoreckyj Danyluk, Léon Bottou, and Michael L. Littman, editors, *Proceedings of the 26th Annual International Conference on Machine Learning, ICML 2009, Montreal, Quebec, Canada, June 14-18, 2009*, volume 382 of *ACM International Conference Proceeding Series*, pages 745–752. ACM, 2009.
- [120] Jonas Peters, Joris M. Mooij, Dominik Janzing, and Bernhard Schölkopf. Causal discovery with continuous additive noise models. *J. Mach. Learn. Res.*, 15(1):2009–2053, 2014.
- [121] Arthur Gretton, Kenji Fukumizu, Choon Hui Teo, Le Song, Bernhard Schölkopf, and Alexander J. Smola. A kernel statistical test of independence. In John C. Platt, Daphne Koller, Yoram Singer, and Sam T. Roweis, editors, *Advances in Neural Information Processing Systems 20, Proceedings of the Twenty-First Annual Conference on Neural Information Processing Systems, Vancouver, British Columbia, Canada, December 3-6, 2007*, pages 585–592. Curran Associates, Inc., 2007.
- [122] Daniel Malinsky and David Danks. Causal discovery algorithms: A practical guide. *Philosophy Compass*, 13(1):e12470, 2018.
- [123] Clive WJ Granger. Investigating causal relations by econometric models and cross-spectral methods. *Econometrica: journal of the Econometric Society*, pages 424–438, 1969.
- [124] Helmut Lütkepohl. Non-causality due to omitted variables. *Journal of Econometrics*, 19(2-3):367–378, 1982.
- [125] Zhidong Bai, Wing-Keung Wong, and Bingzhi Zhang. Multivariate linear and nonlinear causality tests. *Mathematics and Computers in simulation*, 81(1):5–17, 2010.
- [126] Cees Diks and Marcin Wolski. Nonlinear granger causality: Guidelines for multivariate analysis. *Journal of Applied Econometrics*, 31(7):1333–1351, 2016.
- [127] Meng Hu and Hualou Liang. A copula approach to assessing granger causality. *NeuroImage*, 100:125–134, 2014.
- [128] Jong-Min Kim, Namgil Lee, and Sun Young Hwang. A copula nonlinear granger causality. *Economic Modelling*, 88:420–430, 2020.
- [129] Pierre-Olivier Amblard and Olivier J. J. Michel. On directed information theory and granger causality graphs. *J. Comput. Neurosci.*, 30(1):7–16, 2011.
- [130] Andrew Arnold, Yan Liu, and Naoki Abe. Temporal causal modeling with graphical granger methods. In Pavel Berkhin, Rich Caruana, and Xindong Wu, editors, *Proceedings of the 13th ACM SIGKDD International Conference on Knowledge Discovery and Data Mining, San Jose, California, USA, August 12-15, 2007*, pages 66–75. ACM, 2007.

- [131] Aurélie C. Lozano, Naoki Abe, Yan Liu, and Saharon Rosset. Grouped graphical granger modeling methods for temporal causal modeling. In John F. Elder IV, Françoise Fogelman-Soulié, Peter A. Flach, and Mohammed Javeed Zaki, editors, *Proceedings of the 15th ACM SIGKDD International Conference on Knowledge Discovery and Data Mining, Paris, France, June 28 - July 1, 2009*, pages 577–586. ACM, 2009.
- [132] Ali Shojaie and George Michailidis. Discovering graphical granger causality using the truncating lasso penalty. *Bioinformatics*, 26(18):i517–i523, 2010.
- [133] Sumanta Basu, Ali Shojaie, and George Michailidis. Network granger causality with inherent grouping structure. *J. Mach. Learn. Res.*, 16:417–453, 2015.
- [134] John Geweke. Measurement of linear dependence and feedback between multiple time series. *Journal of the American statistical association*, 77(378):304–313, 1982.
- [135] Elsa Siggiridou and Dimitris Kugiumtzis. Granger causality in multivariate time series using a time-ordered restricted vector autoregressive model. *IEEE Trans. Signal Process.*, 64(7):1759–1773, 2016.
- [136] William B Nicholson, David S Matteson, and Jacob Bien. Varx-l: Structured regularization for large vector autoregressions with exogenous variables. *International Journal of Forecasting*, 33(3):627–651, 2017.
- [137] Nicola Ancona, Daniele Marinazzo, and Sebastiano Stramaglia. Radial basis function approach to nonlinear granger causality of time series. *Physical Review E*, 70(5):056221, 2004.
- [138] Daniele Marinazzo, Mario Pellicoro, and Sebastiano Stramaglia. Kernel method for nonlinear granger causality. *Physical review letters*, 100(14):144103, 2008.
- [139] Daniele Marinazzo, Mario Pellicoro, and Sebastiano Stramaglia. Kernel-granger causality and the analysis of dynamical networks. *Physical review E*, 77(5):056215, 2008.
- [140] Vikas Sindhwani, Ha Quang Minh, and Aurélie C. Lozano. Scalable matrix-valued kernel learning for high-dimensional nonlinear multivariate regression and granger causality. In Ann E. Nicholson and Padhraic Smyth, editors, *Proceedings of the Twenty-Ninth Conference on Uncertainty in Artificial Intelligence, UAI 2013, Bellevue, WA, USA, August 11-15, 2013*. AUAI Press, 2013.
- [141] Alex Tank, Ian Cover, Nicholas J Foti, Ali Shojaie, and Emily B Fox. An interpretable and sparse neural network model for nonlinear granger causality discovery. *arXiv preprint arXiv:1711.08160*, 2017.
- [142] Patrick Schwab, Djordje Miladinovic, and Walter Karlen. Granger-causal attentive mixtures of experts: Learning important features with neural networks. In *The Thirty-Third AAAI Conference on Artificial Intelligence, AAAI 2019, The Thirty-First Innovative Applications of Artificial Intelligence Conference, IAAI 2019, The Ninth AAAI Symposium on Educational Advances in Artificial Intelligence, EAAI 2019, Honolulu, Hawaii, USA, January 27 - February 1, 2019*, pages 4846–4853. AAAI Press, 2019.
- [143] Neal Parikh, Stephen Boyd, et al. Proximal algorithms. *Foundations and trends® in Optimization*, 1(3):127–239, 2014.
- [144] Junier B. Oliva, Barnabás Póczos, and Jeff G. Schneider. The statistical recurrent unit. In Doina Precup and Yee Whye Teh, editors, *Proceedings of the 34th International Conference on Machine Learning, ICML 2017, Sydney, NSW, Australia, 6-11 August 2017*, volume 70 of *Proceedings of Machine Learning Research*, pages 2671–2680. PMLR, 2017.
- [145] Mattia Zorzi and Alessandro Chiuso. Sparse plus low rank network identification: A nonparametric approach. *Autom.*, 76:355–366, 2017.
- [146] Alessandro Chiuso and Gianluigi Pillonetto. A bayesian approach to sparse dynamic network identification. *Autom.*, 48(8):1553–1565, 2012.
- [147] Hao Huang, Chenxiao Xu, Shinjae Yoo, Weizhong Yan, Tianyi Wang, and Feng Xue. Imbalanced time series classification for flight data analyzing with nonlinear granger causality learning. In Mathieu d’Aquin, Stefan Dietze, Claudia Hauff, Edward Curry, and Philippe Cudré-Mauroux, editors, *CIKM ’20: The 29th ACM International Conference on Information and Knowledge Management, Virtual Event, Ireland, October 19-23, 2020*, pages 2533–2540. ACM, 2020.
- [148] David Alvarez-Melis and Tommi S. Jaakkola. Towards robust interpretability with self-explaining neural networks. In Samy Bengio, Hanna M. Wallach, Hugo Larochelle, Kristen Grauman, Nicolò Cesa-Bianchi, and Roman Garnett, editors, *Advances in Neural Information Processing Systems 31: Annual Conference on Neural Information Processing Systems 2018, NeurIPS 2018, December 3-8, 2018, Montréal, Canada*, pages 7786–7795, 2018.
- [149] Irene Winkler, Danny Panknin, Daniel Bartz, Klaus-Robert Müller, and Stefan Haufe. Validity of time reversal for testing granger causality. *IEEE Trans. Signal Process.*, 64(11):2746–2760, 2016.

- [150] Tian Guo, Tao Lin, and Nino Antulov-Fantulin. Exploring interpretable LSTM neural networks over multi-variable data. In Kamalika Chaudhuri and Ruslan Salakhutdinov, editors, *Proceedings of the 36th International Conference on Machine Learning, ICML 2019, 9-15 June 2019, Long Beach, California, USA*, volume 97 of *Proceedings of Machine Learning Research*, pages 2494–2504. PMLR, 2019.
- [151] Tian Guo, Tao Lin, and Yao Lu. An interpretable LSTM neural network for autoregressive exogenous model. In *6th International Conference on Learning Representations, ICLR 2018, Vancouver, BC, Canada, April 30 - May 3, 2018, Workshop Track Proceedings*. OpenReview.net, 2018.
- [152] Sarthak Jain and Byron C. Wallace. Attention is not explanation. In Jill Burstein, Christy Doran, and Thamar Solorio, editors, *Proceedings of the 2019 Conference of the North American Chapter of the Association for Computational Linguistics: Human Language Technologies, NAACL-HLT 2019, Minneapolis, MN, USA, June 2-7, 2019, Volume 1 (Long and Short Papers)*, pages 3543–3556. Association for Computational Linguistics, 2019.
- [153] Sarah Wiegrefe and Yuval Pinter. Attention is not not explanation. In Kentaro Inui, Jing Jiang, Vincent Ng, and Xiaojun Wan, editors, *Proceedings of the 2019 Conference on Empirical Methods in Natural Language Processing and the 9th International Joint Conference on Natural Language Processing, EMNLP-IJCNLP 2019, Hong Kong, China, November 3-7, 2019*, pages 11–20. Association for Computational Linguistics, 2019.
- [154] Christopher Grimsley, Elijah Mayfield, and Julia R. S. Bursten. Why attention is not explanation: Surgical intervention and causal reasoning about neural models. In Nicoletta Calzolari, Frédéric Béchet, Philippe Blache, Khalid Choukri, Christopher Cieri, Thierry Declerck, Sara Goggi, Hitoshi Isahara, Bente Maegaard, Joseph Mariani, H el ene Mazo, Asunci on Moreno, Jan Odijk, and Stelios Piperidis, editors, *Proceedings of The 12th Language Resources and Evaluation Conference, LREC 2020, Marseille, France, May 11-16, 2020*, pages 1780–1790. European Language Resources Association, 2020.
- [155] Mukund Sundararajan, Ankur Taly, and Qiqi Yan. Axiomatic attribution for deep networks. In Doina Precup and Yee Whye Teh, editors, *Proceedings of the 34th International Conference on Machine Learning, ICML 2017, Sydney, NSW, Australia, 6-11 August 2017*, volume 70 of *Proceedings of Machine Learning Research*, pages 3319–3328. PMLR, 2017.
- [156] Thomas N. Kipf, Ethan Fetaya, Kuan-Chieh Wang, Max Welling, and Richard S. Zemel. Neural relational inference for interacting systems. In Jennifer G. Dy and Andreas Krause, editors, *Proceedings of the 35th International Conference on Machine Learning, ICML 2018, Stockholmsm assan, Stockholm, Sweden, July 10-15, 2018*, volume 80 of *Proceedings of Machine Learning Research*, pages 2693–2702. PMLR, 2018.
- [157] Lionel Barnett, Adam B Barrett, and Anil K Seth. Granger causality and transfer entropy are equivalent for gaussian variables. *Physical review letters*, 103(23):238701, 2009.
- [158] Jakob Runge, Jobst Heitzig, Vladimir Petoukhov, and J urgen Kurths. Escaping the curse of dimensionality in estimating multivariate transfer entropy. *Physical review letters*, 108(25):258701, 2012.
- [159] Stephan Bongers, Tineke Blom, and Joris M Mooij. Causal modeling of dynamical systems. *arXiv preprint arXiv:1803.08784*, 2018.
- [160] Bernhard Sch olkopf. Causality for machine learning. *CoRR*, abs/1911.10500, 2019.
- [161] Joris M. Mooij, Dominik Janzing, and Bernhard Sch olkopf. From ordinary differential equations to structural causal models: the deterministic case. In Ann E. Nicholson and Padhraic Smyth, editors, *Proceedings of the Twenty-Ninth Conference on Uncertainty in Artificial Intelligence, UAI 2013, Bellevue, WA, USA, August 11-15, 2013*. AUAI Press, 2013.
- [162] Paul K. Rubenstein, Stephan Bongers, Joris M. Mooij, and Bernhard Sch olkopf. From deterministic odes to dynamic structural causal models. In Amir Globerson and Ricardo Silva, editors, *Proceedings of the Thirty-Fourth Conference on Uncertainty in Artificial Intelligence, UAI 2018, Monterey, California, USA, August 6-10, 2018*, pages 114–123. AUAI Press, 2018.
- [163] Tineke Blom, Stephan Bongers, and Joris M. Mooij. Beyond structural causal models: Causal constraints models. In Amir Globerson and Ricardo Silva, editors, *Proceedings of the Thirty-Fifth Conference on Uncertainty in Artificial Intelligence, UAI 2019, Tel Aviv, Israel, July 22-25, 2019*, volume 115 of *Proceedings of Machine Learning Research*, pages 585–594. AUAI Press, 2019.
- [164] Niklas Pfister, Stefan Bauer, and Jonas Peters. Learning stable and predictive structures in kinetic systems. *Proceedings of the National Academy of Sciences*, 116(51):25405–25411, 2019.
- [165] Niels Hansen and Alexander Sokol. Causal interpretation of stochastic differential equations. *Electronic Journal of Probability*, 19:1–24, 2014.

- [166] Søren Wengel Mogensen, Daniel Malinsky, and Niels Richard Hansen. Causal learning for partially observed stochastic dynamical systems. In Amir Globerson and Ricardo Silva, editors, *Proceedings of the Thirty-Fourth Conference on Uncertainty in Artificial Intelligence, UAI 2018, Monterey, California, USA, August 6-10, 2018*, pages 350–360. AUAI Press, 2018.
- [167] Floris Takens. Detecting strange attractors in turbulence. In *Dynamical systems and turbulence, Warwick 1980*, pages 366–381. Springer, 1981.
- [168] Yoshito Hirata, José M Amigó, Yoshiya Matsuzaka, Ryo Yokota, Hajime Mushiake, and Kazuyuki Aihara. Detecting causality by combined use of multiple methods: Climate and brain examples. *PLoS one*, 11(7):e0158572, 2016.
- [169] Hao Ye, Ethan R Deyle, Luis J Gilarranz, and George Sugihara. Distinguishing time-delayed causal interactions using convergent cross mapping. *Scientific reports*, 5(1):1–9, 2015.
- [170] Guanchao Feng, J Gerald Quirk, and Petar M Djurić. Detecting causality using deep gaussian processes. In *2019 53rd Asilomar Conference on Signals, Systems, and Computers*, pages 472–476. IEEE, 2019.
- [171] Yu Huang, Zuntao Fu, and Christian LE Franzke. Detecting causality from time series in a machine learning framework. *Chaos: An Interdisciplinary Journal of Nonlinear Science*, 30(6):063116, 2020.
- [172] Edward De Brouwer, Adam Arany, Jaak Simm, and Yves Moreau. Latent convergent cross mapping. In *9th International Conference on Learning Representations, ICLR 2021, Virtual Event, Austria, May 3-7, 2021*. OpenReview.net, 2021.
- [173] Yu Huang, Christian LE Franzke, Naiming Yuan, and Zuntao Fu. Systematic identification of causal relations in high-dimensional chaotic systems: application to stratosphere-troposphere coupling. *Climate Dynamics*, 55(9):2469–2481, 2020.
- [174] Siyang Leng, Huanfei Ma, Jürgen Kurths, Ying-Cheng Lai, Wei Lin, Kazuyuki Aihara, and Luonan Chen. Partial cross mapping eliminates indirect causal influences. *Nature communications*, 11(1):1–9, 2020.
- [175] Samantha Kleinberg. *Causality, probability, and time*. Cambridge University Press, 2013.
- [176] Yuxiao Huang and Samantha Kleinberg. Fast and accurate causal inference from time series data. In Ingrid Russell and William Eberle, editors, *Proceedings of the Twenty-Eighth International Florida Artificial Intelligence Research Society Conference, FLAIRS 2015, Hollywood, Florida, USA, May 18-20, 2015*, pages 49–54. AAAI Press, 2015.
- [177] Antonio Anastasio Bruto da Costa and Pallab Dasgupta. Learning temporal causal sequence relationships from real-time time-series. *J. Artif. Intell. Res.*, 70:205–243, 2021.
- [178] Ioannis Tsamardinos, Laura E. Brown, and Constantin F. Aliferis. The max-min hill-climbing bayesian network structure learning algorithm. *Mach. Learn.*, 65(1):31–78, 2006.
- [179] Yifeng Li and Alioune Ngom. The max-min high-order dynamic bayesian network learning for identifying gene regulatory networks from time-series microarray data. In *2013 IEEE Symposium on Computational Intelligence in Bioinformatics and Computational Biology (CIBCB), Singapore, April 16-19, 2013*, pages 83–90. IEEE, 2013.
- [180] Juan Miguel Ogarrio, Peter Spirtes, and Joe Ramsey. A hybrid causal search algorithm for latent variable models. In Alessandro Antonucci, Giorgio Corani, and Cassio Polpo de Campos, editors, *Probabilistic Graphical Models - Eighth International Conference, PGM 2016, Lugano, Switzerland, September 6-9, 2016. Proceedings*, volume 52 of *JMLR Workshop and Conference Proceedings*, pages 368–379. JMLR.org, 2016.
- [181] Ruben Sanchez-Romero, Joseph D Ramsey, Kun Zhang, Madelyn RK Glymour, Biwei Huang, and Clark Glymour. Estimating feedforward and feedback effective connections from fmri time series: Assessments of statistical methods. *Network Neuroscience*, 3(2):274–306, 2019.
- [182] Daryl J Daley, David Vere-Jones, et al. *An introduction to the theory of point processes: volume I: elementary theory and methods*. Springer, 2003.
- [183] Wilson Truccolo, Uri T. Eden, Matthew R. Fellows, John P. Donoghue, and Emery N. Brown. A point process framework for relating neural spiking activity to spiking history, neural ensemble, and extrinsic covariate effects. *Journal of Neurophysiology*, 93(2):1074–1089, 2005. PMID: 15356183.
- [184] Michael Eichler, Rainer Dahlhaus, and Johannes Dueck. Graphical modeling for multivariate hawkes processes with nonparametric link functions. *Journal of Time Series Analysis*, 38(2):225–242, 2017.
- [185] Ke Zhou, Hongyuan Zha, and Le Song. Learning social infectivity in sparse low-rank networks using multi-dimensional hawkes processes. In Carlos M. Carvalho and Pradeep Ravikumar, editors, *Proceedings of the Sixteenth International Conference on Artificial Intelligence and Statistics*, volume 31 of *Proceedings of Machine Learning Research*, pages 641–649, Scottsdale, Arizona, USA, 29 Apr–01 May 2013. PMLR.

- [186] Noah Simon, Jerome Friedman, Trevor Hastie, and Robert Tibshirani. A sparse-group lasso. *Journal of computational and graphical statistics*, 22(2):231–245, 2013.
- [187] Zhuochen Jin, Shunan Guo, Nan Chen, Daniel Weiskopf, David Gotz, and Nan Cao. Visual causality analysis of event sequence data. *IEEE Transactions on Visualization and Computer Graphics*, 27(2):1343–1352, 2021.
- [188] Asela Gunawardana and Chris Meek. Universal models of multivariate temporal point processes. In Arthur Gretton and Christian C. Robert, editors, *Proceedings of the 19th International Conference on Artificial Intelligence and Statistics*, volume 51 of *Proceedings of Machine Learning Research*, pages 556–563, Cadiz, Spain, 09–11 May 2016. PMLR.
- [189] Alastair R Hall. *Generalized method of moments*. OUP Oxford, 2004.
- [190] William Trouleau, Jalal Etesami, Matthias Grossglauser, Negar Kiyavash, and Patrick Thiran. Cumulants of hawkes processes are robust to observation noise. In Marina Meila and Tong Zhang, editors, *Proceedings of the 38th International Conference on Machine Learning*, volume 139 of *Proceedings of Machine Learning Research*, pages 10444–10454. PMLR, 18–24 Jul 2021.
- [191] Jorma Rissanen. *Stochastic complexity in statistical inquiry*, volume 15. World scientific, 1998.
- [192] Peter Grünwald and Teemu Roos. Minimum description length revisited. *International journal of mathematics for industry*, 11(01):1930001, 2019.
- [193] Rodrigo Augusto da Silva Alves, Renato Martins Assuncao, and Pedro Olmo Stancioli Vaz de Melo. Burstiness scale: A parsimonious model for characterizing random series of events. In *Proceedings of the 22nd ACM SIGKDD International Conference on Knowledge Discovery and Data Mining*, KDD '16, page 1405–1414, New York, NY, USA, 2016. Association for Computing Machinery.
- [194] Vanessa Didelez. Graphical models for marked point processes based on local independence. *Journal of the Royal Statistical Society: Series B (Statistical Methodology)*, 70(1):245–264, 2008.
- [195] Richard E. Spinney, Mikhail Prokopenko, and Joseph T. Lizier. Transfer entropy in continuous time, with applications to jump and neural spiking processes. *Phys. Rev. E*, 95:032319, Mar 2017.
- [196] David P. Shorten, Richard E. Spinney, and Joseph T. Lizier. Estimating transfer entropy in continuous time between neural spike trains or other event-based data. *PLOS Computational Biology*, 17(4):1–45, 04 2021.
- [197] Jakob Runge, Sebastian Bathiany, Erik Bollt, Gustau Camps-Valls, Dim Coumou, Ethan Deyle, Clark Glymour, Marlene Kretschmer, Miguel D Mahecha, Jordi Muñoz-Marí, et al. Inferring causation from time series in earth system sciences. *Nature communications*, 10(1):1–13, 2019.
- [198] Andrew T Reid, Drew B Headley, Ravi D Mill, Ruben Sanchez-Romero, Lucina Q Uddin, Daniele Marinazzo, Daniel J Lurie, Pedro A Valdés-Sosa, Stephen José Hanson, Bharat B Biswal, et al. Advancing functional connectivity research from association to causation. *Nature neuroscience*, 22(11):1751–1760, 2019.
- [199] Sebastian Weichwald and Jonas Peters. Causality in cognitive neuroscience: Concepts, challenges, and distributional robustness. *J. Cogn. Neurosci.*, 33(2):226–247, 2021.
- [200] Shan H Siddiqi, Konrad P Kording, Josef Parvizi, and Michael D Fox. Causal mapping of human brain function. *Nature reviews neuroscience*, 23(6):361–375, 2022.
- [201] Karen Sachs, Omar Perez, Dana Pe’er, Douglas A Lauffenburger, and Garry P Nolan. Causal protein-signaling networks derived from multiparameter single-cell data. *Science*, 308(5721):523–529, 2005.
- [202] Huida Qiu, Yan Liu, Niranjana Subrahmanya, and Weichang Li. Granger causality for time-series anomaly detection. In Mohammed Javeed Zaki, Arno Siebes, Jeffrey Xu Yu, Bart Goethals, Geoffrey I. Webb, and Xindong Wu, editors, *12th IEEE International Conference on Data Mining, ICDM 2012, Brussels, Belgium, December 10-13, 2012*, pages 1074–1079. IEEE Computer Society, 2012.
- [203] Matej Vuković and Stefan Thalmann. Causal discovery in manufacturing: A structured literature review. *Journal of Manufacturing and Materials Processing*, 6(1):10, 2022.
- [204] Chao Liu, Kin Gwn Lore, Zhanhong Jiang, and Soumik Sarkar. Root-cause analysis for time-series anomalies via spatiotemporal graphical modeling in distributed complex systems. *Knowl. Based Syst.*, 211:106527, 2021.
- [205] Charles K. Assaad, Imad Ez-zejjari, and Lei Zan. Root cause identification for collective anomalies in time series given an acyclic summary causal graph with loops. *CoRR*, abs/2303.04038, 2023.
- [206] Negar Arabzadeh, Hossein Fani, Fattane Zarrinkalam, Ahmed Navivala, and Ebrahim Bagheri. Causal dependencies for future interest prediction on twitter. In Alfredo Cuzzocrea, James Allan, Norman W. Paton, Divesh Srivastava, Rakesh Agrawal, Andrei Z. Broder, Mohammed J. Zaki, K. Selçuk Candan, Alexandros Labrinidis, Assaf Schuster, and Haixun Wang, editors, *Proceedings of the 27th ACM International Conference*

- on *Information and Knowledge Management, CIKM 2018, Torino, Italy, October 22-26, 2018*, pages 1511–1514. ACM, 2018.
- [207] Kexin Yi, Chuang Gan, Yunzhu Li, Pushmeet Kohli, Jiajun Wu, Antonio Torralba, and Joshua B. Tenenbaum. CLEVRER: collision events for video representation and reasoning. In *8th International Conference on Learning Representations, ICLR 2020, Addis Ababa, Ethiopia, April 26-30, 2020*. OpenReview.net, 2020.
- [208] Jarmo Mäkelä, Laila Melkas, Ivan Mammarella, Tuomo Nieminen, Suyog Chandramouli, Rafael Savvides, and Kai Puolamäki. Incorporating expert domain knowledge into causal structure discovery workflows. *Bioinformatics*, 19(8):2095–2099, 2022.
- [209] Aurélie C. Lozano, Hongfei Li, Alexandru Niculescu-Mizil, Yan Liu, Claudia Perlich, Jonathan R. M. Hosking, and Naoki Abe. Spatial-temporal causal modeling for climate change attribution. In John F. Elder IV, Françoise Fogelman-Soulié, Peter A. Flach, and Mohammed Javeed Zaki, editors, *Proceedings of the 15th ACM SIGKDD International Conference on Knowledge Discovery and Data Mining, Paris, France, June 28 - July 1, 2009*, pages 587–596. ACM, 2009.
- [210] Jakob Runge, Vladimir Petoukhov, and Jürgen Kurths. Quantifying the strength and delay of climatic interactions: The ambiguities of cross correlation and a novel measure based on graphical models. *Journal of climate*, 27(2):720–739, 2014.
- [211] Violeta Teodora Trifunov, Maha Shadaydeh, Jakob Runge, Veronika Eyring, Markus Reichstein, and Joachim Denzler. Nonlinear causal link estimation under hidden confounding with an application to time series anomaly detection. In Gernot A. Fink, Simone Frintrop, and Xiaoyi Jiang, editors, *Pattern Recognition - 41st DAGM German Conference, DAGM GCPR 2019, Dortmund, Germany, September 10-13, 2019, Proceedings*, volume 11824 of *Lecture Notes in Computer Science*, pages 261–273. Springer, 2019.
- [212] Maha Shadaydeh, Joachim Denzler, Yanira Guanache Garcia, and Miguel D. Mahecha. Time-frequency causal inference uncovers anomalous events in environmental systems. In Gernot A. Fink, Simone Frintrop, and Xiaoyi Jiang, editors, *Pattern Recognition - 41st DAGM German Conference, DAGM GCPR 2019, Dortmund, Germany, September 10-13, 2019, Proceedings*, volume 11824 of *Lecture Notes in Computer Science*, pages 499–512. Springer, 2019.
- [213] Egbert H Van Nes, Marten Scheffer, Victor Brovkin, Timothy M Lenton, Hao Ye, Ethan Deyle, and George Sugihara. Causal feedbacks in climate change. *Nature Climate Change*, 5(5):445–448, 2015.
- [214] William D. Penny, Klaas E. Stephan, Andrea Mechelli, and Karl J. Friston. Comparing dynamic causal models. *NeuroImage*, 22(3):1157–1172, 2004.
- [215] Will D. Penny, Klaas E. Stephan, Jean Daunizeau, Maria J. Rosa, Karl J. Friston, Thomas M. Schofield, and Alexander P. Leff. Comparing families of dynamic causal models. *PLoS Comput. Biol.*, 6(3), 2010.
- [216] Amirhossein Jafarian, Vladimir Litvak, Hayriye Cagnan, Karl J. Friston, and Peter Zeidman. Comparing dynamic causal models of neurovascular coupling with fmri and EEG/MEG. *NeuroImage*, 216:116734, 2020.
- [217] Maciej Kaminski, Mingzhou Ding, Wilson A. Truccolo, and Steven L. Bressler. Evaluating causal relations in neural systems: Granger causality, directed transfer function and statistical assessment of significance. *Biol. Cybern.*, 85(2):145–157, 2001.
- [218] Patrick A Stokes and Patrick L Purdon. A study of problems encountered in granger causality analysis from a neuroscience perspective. *Proceedings of the national academy of sciences*, 114(34):E7063–E7072, 2017.
- [219] Alireza Sheikhattar, Sina Miran, Ji Liu, Jonathan B Fritz, Shihab A Shamma, Patrick O Kanold, and Behtash Babadi. Extracting neuronal functional network dynamics via adaptive granger causality analysis. *Proceedings of the National Academy of Sciences*, 115(17):E3869–E3878, 2018.
- [220] Til Ole Bergmann and Gesa Hartwigsen. Inferring causality from noninvasive brain stimulation in cognitive neuroscience. *J. Cogn. Neurosci.*, 33(2):195–225, 2021.
- [221] Louis Verny, Nadir Sella, Séverine Affeldt, Param Priya Singh, and Hervé Isambert. Learning causal networks with latent variables from multivariate information in genomic data. *PLoS Comput. Biol.*, 13(10), 2017.
- [222] Pranita Patil and Maria Vaida. Learning gene regulatory networks using graph granger causality. In *Proceedings of 14th International Conference on Bioinformatics and Computational Biology*, volume 83, pages 10–19, 2022.
- [223] Alexander P. Wu, Rohit Singh, and Bonnie Berger. Granger causal inference on dags identifies genomic loci regulating transcription. In *The Tenth International Conference on Learning Representations, ICLR 2022, Virtual Event, April 25-29, 2022*. OpenReview.net, 2022.

- [224] Sahar Behzadi, Katerina Hlaváčková-Schindler, and Claudia Plant. Dependency anomaly detection for heterogeneous time series: A granger-lasso approach. In Raju Gottumukkala, Xia Ning, Guozhu Dong, Vijay Raghavan, Srinivas Aluru, George Karypis, Lucio Miele, and Xindong Wu, editors, *2017 IEEE International Conference on Data Mining Workshops, ICDM Workshops 2017, New Orleans, LA, USA, November 18-21, 2017*, pages 1090–1099. IEEE Computer Society, 2017.
- [225] Manoj Apte, Sushodhan Vaishampayan, and Girish Keshav Palshikar. Detection of causally anomalous time-series. *Int. J. Data Sci. Anal.*, 11(2):141–153, 2021.
- [226] Wenzhuo Yang, Kun Zhang, and Steven C. H. Hoi. Causality-based multivariate time series anomaly detection. *CoRR*, abs/2206.15033, 2022.
- [227] Rinat Landman, Jukka Kortela, Qiang Sun, and S-L Jämsä-Jounela. Fault propagation analysis of oscillations in control loops using data-driven causality and plant connectivity. *Computers & Chemical Engineering*, 71:446–456, 2014.
- [228] R Landman and S-L Jämsä-Jounela. Hybrid approach to casual analysis on a complex industrial system based on transfer entropy in conjunction with process connectivity information. *Control Engineering Practice*, 53:14–23, 2016.
- [229] Han-Sheng Chen, Chunhui Zhao, Zhengbing Yan, and Yuan Yao. Root cause diagnosis of oscillation-type plant faults using nonlinear causality analysis. *IFAC-PapersOnLine*, 50(1):13898–13903, 2017.
- [230] Brian Lindner, Moncef Chioua, JWD Groenewald, Lidia Auret, and Margret Bauer. Diagnosis of oscillations in an industrial mineral process using transfer entropy and nonlinearity index. *IFAC-PapersOnLine*, 51(24):1409–1416, 2018.
- [231] Jia Wang, Hongguang Li, Jinwen Huang, and Chong Su. A data similarity based analysis to consequential alarms of industrial processes. *Journal of Loss Prevention in the Process Industries*, 35:29–34, 2015.
- [232] Vicent Rodrigo, Moncef Chioua, Tore Hagglund, and Martin Hollender. Causal analysis for alarm flood reduction. *IFAC-PapersOnLine*, 49(7):723–728, 2016.
- [233] Paul Wunderlich and Oliver Niggemann. Structure learning methods for bayesian networks to reduce alarm floods by identifying the root cause. In *2017 22nd IEEE International Conference on Emerging Technologies and Factory Automation (ETFA)*, pages 1–8. IEEE, 2017.
- [234] Liang Cao, Jianping Su, Yixiu Wang, Yankai Cao, Lim C Siang, Jin Li, Jack Nicholas Saddler, and Bhushan Gopaluni. Causal discovery based on observational data and process knowledge in industrial processes. *Industrial & Engineering Chemistry Research*, 61(38):14272–14283, 2022.
- [235] Jegatheeswaran Thambirajah, Lamia Benabbas, Margret Bauer, and Nina F Thornhill. Cause-and-effect analysis in chemical processes utilizing xml, plant connectivity and quantitative process history. *Computers & Chemical Engineering*, 33(2):503–512, 2009.
- [236] Giles Winchester, George Parisi, Robert Harper, and Luc Berthouze. Accelerating causal inference based rca using prior knowledge from functional connectivity inference. In *2022 18th International Conference on Network and Service Management (CNSM)*, pages 10–18, 2022.
- [237] Jan Hauffa, Wolfgang Bräu, and Georg Groh. Detection of topical influence in social networks via granger-causal inference: a twitter case study. In Francesca Spezzano, Wei Chen, and Xiaokui Xiao, editors, *ASONAM '19: International Conference on Advances in Social Networks Analysis and Mining, Vancouver, British Columbia, Canada, 27-30 August, 2019*, pages 969–977. ACM, 2019.
- [238] Yi Chang, Xuanhui Wang, Qiaozhu Mei, and Yan Liu. Towards twitter context summarization with user influence models. In Stefano Leonardi, Alessandro Panconesi, Paolo Ferragina, and Aristides Gionis, editors, *Sixth ACM International Conference on Web Search and Data Mining, WSDM 2013, Rome, Italy, February 4-8, 2013*, pages 527–536. ACM, 2013.
- [239] Fani Tsapeli, Mirco Musolesi, and Peter Tino. Non-parametric causality detection: An application to social media and financial data. *Physica A: Statistical Mechanics and its Applications*, 483:139–155, 2017.
- [240] Richard Kuzma, Iain J. Cruickshank, and Kathleen M. Carley. Influencing the influencers: Evaluating person-to-person influence on social networks using granger causality. In Rosa María Benito, Chantal Cherifi, Hocine Cherifi, Esteban Moro, Luis M. Rocha, and Marta Sales-Pardo, editors, *Complex Networks & Their Applications X - Volume 2, Proceedings of the Tenth International Conference on Complex Networks and Their Applications COMPLEX NETWORKS 2021, Madrid, Spain, November 30 - December 2, 2021*, volume 1016 of *Studies in Computational Intelligence*, pages 89–99. Springer, 2021.
- [241] Wei Chen, Ruichu Cai, Zhifeng Hao, Chang Yuan, and Feng Xie. Mining hidden non-redundant causal relationships in online social networks. *Neural Comput. Appl.*, 32(11):6913–6923, 2020.

- [242] Alessandro Nuara, Nicola Sosio, Francesco Trovò, Maria Chiara Zaccardi, Nicola Gatti, and Marcello Restelli. Dealing with interdependencies and uncertainty in multi-channel advertising campaigns optimization. In Ling Liu, Ryen W. White, Amin Mantrach, Fabrizio Silvestri, Julian J. McAuley, Ricardo Baeza-Yates, and Leila Zia, editors, *The World Wide Web Conference, WWW 2019, San Francisco, CA, USA, May 13-17, 2019*, pages 1376–1386. ACM, 2019.
- [243] Di Yao, Chang Gong, Lei Zhang, Sheng Chen, and Jingping Bi. Causalmta: Eliminating the user confounding bias for causal multi-touch attribution. In Aidong Zhang and Huzefa Rangwala, editors, *KDD '22: The 28th ACM SIGKDD Conference on Knowledge Discovery and Data Mining, Washington, DC, USA, August 14 - 18, 2022*, pages 4342–4352. ACM, 2022.
- [244] Jin Shang and Mingxuan Sun. Local low-rank hawkes processes for modeling temporal user-item interactions. *Knowl. Inf. Syst.*, 62(3):1089–1112, 2020.
- [245] Sha Li, Xiaofeng Gao, Weiming Bao, and Guihai Chen. Fm-hawkes: A hawkes process based approach for modeling online activity correlations. In Ee-Peng Lim, Marianne Winslett, Mark Sanderson, Ada Wai-Chee Fu, Jimeng Sun, J. Shane Culpepper, Eric Lo, Joyce C. Ho, Debora Donato, Rakesh Agrawal, Yu Zheng, Carlos Castillo, Aixin Sun, Vincent S. Tseng, and Chenliang Li, editors, *Proceedings of the 2017 ACM on Conference on Information and Knowledge Management, CIKM 2017, Singapore, November 06 - 10, 2017*, pages 1119–1128. ACM, 2017.
- [246] Mengfan Yao. *High-Capacity and Interpretable Temporal Point Process Models for User Activity Sequence Modeling*. PhD thesis, State University of New York at Albany, 2022.
- [247] Yunzhu Li, Antonio Torralba, Anima Anandkumar, Dieter Fox, and Animesh Garg. Causal discovery in physical systems from videos. In Hugo Larochelle, Marc’ Aurelio Ranzato, Raia Hadsell, Maria-Florina Balcan, and Hsuan-Tien Lin, editors, *Advances in Neural Information Processing Systems 33: Annual Conference on Neural Information Processing Systems 2020, NeurIPS 2020, December 6-12, 2020, virtual*, 2020.
- [248] Michal Balazia, Katerina Hlaváčková-Schindler, Petr Sojka, and Claudia Plant. Interpretable gait recognition by granger causality. In *26th International Conference on Pattern Recognition, ICPR 2022, Montreal, QC, Canada, August 21-25, 2022*, pages 1069–1075. IEEE, 2022.
- [249] Victor W. Chu, Raymond K. Wong, Fang Chen, Simon Fong, and Patrick C. K. Hung. Self-regularized causal structure discovery for trajectory-based networks. *J. Comput. Syst. Sci.*, 82(4):594–609, 2016.
- [250] Lintao Yang, Yashu Zhu, Qikai Mei, Yuanyuan Zeng, and Hao Jiang. Individual differentiated multidimensional hawkes model: Uncovering urban spatial interaction using mobile-phone data. *IEEE Transactions on Intelligent Transportation Systems*, 23(7):7987–7997, 2021.
- [251] Li Li, Xiaonan Su, Yanwei Wang, Yuetong Lin, Zhiheng Li, and Yuebiao Li. Robust causal dependence mining in big data network and its application to traffic flow predictions. *Transportation Research Part C: Emerging Technologies*, 58:292–307, 2015.
- [252] Zikun Deng, Di Weng, Xiao Xie, Jie Bao, Yu Zheng, Mingliang Xu, Wei Chen, and Yingcai Wu. Compass: Towards better causal analysis of urban time series. *IEEE Trans. Vis. Comput. Graph.*, 28(1):1051–1061, 2022.
- [253] Song Wei, Yao Xie, Christopher S Josef, and Rishikesan Kamaleswaran. Granger causal chain discovery for sepsis-associated derangements via multivariate hawkes processes. *arXiv preprint arXiv:2209.04480*, 2022.
- [254] Vaibhav Pandey. *Multimodal event driven N-of-1 analysis of individual lifestyle and health*. University of California, Irvine, 2021.
- [255] Ridho Rahmadi. *Finding stable causal structures from clinical data*. PhD thesis, [SI: sn], 2019.
- [256] Enrico Testi, Elia Favarelli, and Andrea Giorgetti. Blind source separation for wireless networks: A tool for topology sensing - (invited paper). In Giuseppe Caso, Luca De Nardis, and Liljana Gavrilovska, editors, *Cognitive Radio-Oriented Wireless Networks - 15th EAI International Conference, CrownCom 2020, Rome, Italy, November 25-26, 2020, Proceedings*, volume 374 of *Lecture Notes of the Institute for Computer Sciences, Social Informatics and Telecommunications Engineering*, pages 29–42. Springer, 2020.
- [257] Enrico Testi and Andrea Giorgetti. Blind wireless network topology inference. *IEEE Trans. Commun.*, 69(2):1109–1120, 2021.
- [258] Aditi Kathpalia and Nithin Nagaraj. Granger causality for compressively sensed sparse signals. *CoRR*, abs/2210.11420, 2022.
- [259] Anastasija Tetereva. Do financial companies communicate to one another in the news?(application of multivariate hawkes graphs to uncover granger causality of financial news). *Application of Multivariate Hawkes Graphs to Uncover Granger Causality of Financial News*(March 7, 2018), 2018.

- [260] Marcello Rambaldi, Paris Pennesi, and Fabrizio Lillo. Modeling foreign exchange market activity around macroeconomic news: Hawkes-process approach. *Physical Review E*, 91(1):012819, 2015.
- [261] Chaoyang Li, Yang Li, Zhimin Zhuo, and Yongjian Zhang. Discover causality of battlefield sequential events based on thpm algorithm. In *Proceedings of 2021 5th Chinese Conference on Swarm Intelligence and Cooperative Control*, pages 773–780. Springer, 2022.
- [262] Dominik Baumann, Friedrich Solowjow, Karl Henrik Johansson, and Sebastian Trimpe. Identifying causal structure in dynamical systems. *CoRR*, abs/2006.03906, 2020.
- [263] Arash Sheikhlari, Leonard M. Eberding, and Kristinn R. Thórisson. Causal generalization in autonomous learning controllers. In Ben Goertzel, Matthew Iklé, and Alexey Potapov, editors, *Artificial General Intelligence - 14th International Conference, AGI 2021, Palo Alto, CA, USA, October 15-18, 2021, Proceedings*, volume 13154 of *Lecture Notes in Computer Science*, pages 228–238. Springer, 2021.
- [264] Imme Ebert-Uphoff and Yi Deng. Causal discovery for climate research using graphical models. *Journal of Climate*, 25(17):5648–5665, 2012.
- [265] Alexis Hannart, J Pearl, FEL Otto, P Naveau, and M Ghil. Causal counterfactual theory for the attribution of weather and climate-related events. *Bulletin of the American Meteorological Society*, 97(1):99–110, 2016.
- [266] Donghee Shin and Yong Jin Park. Role of fairness, accountability, and transparency in algorithmic affordance. *Comput. Hum. Behav.*, 98:277–284, 2019.
- [267] Bahador Rashidi, Dheeraj Sharan Singh, and Qing Zhao. Data-driven root-cause fault diagnosis for multivariate non-linear processes. *Control Engineering Practice*, 70:134–147, 2018.
- [268] Arne Henningsen and Jeffrey P Kemmerer. Intelligent alarm handling in cement plants. *IEEE Industry applications magazine*, 1(5):9–15, 1995.
- [269] Martin Hollender and Carsten Beuthel. Intelligent alarming. *ABB review*, 1:20–23, 2007.
- [270] Edward N Lorenz. Predictability: A problem partly solved. In *Proc. Seminar on predictability*, volume 1. Reading, 1996.
- [271] Robert J Prill, Daniel Marbach, Julio Saez-Rodriguez, Peter K Sorger, Leonidas G Alexopoulos, Xiaowei Xue, Neil D Clarke, Gregoire Altan-Bonnet, and Gustavo Stolovitzky. Towards a rigorous assessment of systems biology models: the dream3 challenges. *PloS one*, 5(2):e9202, 2010.
- [272] Stephen M. Smith, Karla L. Miller, Gholamreza Salimi Khorshidi, Matthew A. Webster, Christian F. Beckmann, Thomas E. Nichols, Joseph D. Ramsey, and Mark William Woolrich. Network modelling methods for fMRI. *NeuroImage*, 54(2):875–891, 2011.
- [273] Dixin Luo, Hongteng Xu, Hongyuan Zha, Jun Du, Rong Xie, Xiaokang Yang, and Wenjun Zhang. You are what you watch and when you watch: Inferring household structures from iptv viewing data. *IEEE Transactions on Broadcasting*, 60(1):61–72, 2014.
- [274] Mert Demirer, Francis X. Diebold, Laura Liu, and Kamil Yilmaz. Estimating global bank network connectedness. *Journal of Applied Econometrics*, 33(1):1–15, 2018.
- [275] Jin Tian and Judea Pearl. Causal discovery from changes. In Jack S. Breese and Daphne Koller, editors, *UAI '01: Proceedings of the 17th Conference in Uncertainty in Artificial Intelligence, University of Washington, Seattle, Washington, USA, August 2-5, 2001*, pages 512–521. Morgan Kaufmann, 2001.
- [276] Jonas Peters, Peter Bühlmann, and Nicolai Meinshausen. Causal inference by using invariant prediction: identification and confidence intervals. *Journal of the Royal Statistical Society: Series B (Statistical Methodology)*, 78(5):947–1012, 2016.
- [277] Kun Zhang, Biwei Huang, Jiji Zhang, Clark Glymour, and Bernhard Schölkopf. Causal discovery from nonstationary/heterogeneous data: Skeleton estimation and orientation determination. In Carles Sierra, editor, *Proceedings of the Twenty-Sixth International Joint Conference on Artificial Intelligence, IJCAI 2017, Melbourne, Australia, August 19-25, 2017*, pages 1347–1353. ijcai.org, 2017.
- [278] Biwei Huang, Kun Zhang, Mingming Gong, and Clark Glymour. Causal discovery and forecasting in non-stationary environments with state-space models. In Kamalika Chaudhuri and Ruslan Salakhutdinov, editors, *Proceedings of the 36th International Conference on Machine Learning, ICML 2019, 9-15 June 2019, Long Beach, California, USA*, volume 97 of *Proceedings of Machine Learning Research*, pages 2901–2910. PMLR, 2019.
- [279] Kevin B Korb, Lucas R Hope, Ann E Nicholson, and Karl Axnick. Varieties of causal intervention. In *Pacific Rim international conference on artificial intelligence*, pages 322–331. Springer, 2004.

- [280] Biwei Huang, Kun Zhang, Jiji Zhang, Joseph D. Ramsey, Ruben Sanchez-Romero, Clark Glymour, and Bernhard Schölkopf. Causal discovery from heterogeneous/nonstationary data. *J. Mach. Learn. Res.*, 21:89:1–89:53, 2020.
- [281] Wei Gao and Haizhong Yang. Time-varying group lasso granger causality graph for high dimensional dynamic system. *Pattern Recognit.*, 130:108789, 2022.
- [282] Kang Du and Yu Xiang. Causal inference from slowly varying nonstationary processes. *arXiv preprint arXiv:2012.13025*, 2020.
- [283] Sahar Behzadi, Katerina Hlaváčková-Schindler, and Claudia Plant. Granger causality for heterogeneous processes. In Qiang Yang, Zhi-Hua Zhou, Zhiguo Gong, Min-Ling Zhang, and Sheng-Jun Huang, editors, *Advances in Knowledge Discovery and Data Mining - 23rd Pacific-Asia Conference, PAKDD 2019, Macau, China, April 14-17, 2019, Proceedings, Part III*, volume 11441 of *Lecture Notes in Computer Science*, pages 463–475. Springer, 2019.
- [284] Katerina Hlaváčková-Schindler and Claudia Plant. Heterogeneous graphical granger causality by minimum message length. *Entropy*, 22(12):1400, 2020.
- [285] Philipp Geiger, Kun Zhang, Bernhard Schölkopf, Mingming Gong, and Dominik Janzing. Causal inference by identification of vector autoregressive processes with hidden components. In Francis R. Bach and David M. Blei, editors, *Proceedings of the 32nd International Conference on Machine Learning, ICML 2015, Lille, France, 6-11 July 2015*, volume 37 of *JMLR Workshop and Conference Proceedings*, pages 1917–1925. JMLR.org, 2015.
- [286] David Danks and Sergey Plis. Learning causal structure from undersampled time series. 2013.
- [287] Mingming Gong, Kun Zhang, Bernhard Schölkopf, Dacheng Tao, and Philipp Geiger. Discovering temporal causal relations from subsampled data. In Francis R. Bach and David M. Blei, editors, *Proceedings of the 32nd International Conference on Machine Learning, ICML 2015, Lille, France, 6-11 July 2015*, volume 37 of *JMLR Workshop and Conference Proceedings*, pages 1898–1906. JMLR.org, 2015.
- [288] Sergey M. Plis, David Danks, Cynthia Freeman, and Vince D. Calhoun. Rate-agnostic (causal) structure learning. In Corinna Cortes, Neil D. Lawrence, Daniel D. Lee, Masashi Sugiyama, and Roman Garnett, editors, *Advances in Neural Information Processing Systems 28: Annual Conference on Neural Information Processing Systems 2015, December 7-12, 2015, Montreal, Quebec, Canada*, pages 3303–3311, 2015.
- [289] Mingming Gong, Kun Zhang, Bernhard Schölkopf, Clark Glymour, and Dacheng Tao. Causal discovery from temporally aggregated time series. In Gal Elidan, Kristian Kersting, and Alexander T. Ihler, editors, *Proceedings of the Thirty-Third Conference on Uncertainty in Artificial Intelligence, UAI 2017, Sydney, Australia, August 11-15, 2017*. AUAI Press, 2017.
- [290] Antti Hyttinen, Sergey M. Plis, Matti Järvisalo, Frederick Eberhardt, and David Danks. Causal discovery from subsampled time series data by constraint optimization. In Alessandro Antonucci, Giorgio Corani, and Cassio Polpo de Campos, editors, *Probabilistic Graphical Models - Eighth International Conference, PGM 2016, Lugano, Switzerland, September 6-9, 2016. Proceedings*, volume 52 of *JMLR Workshop and Conference Proceedings*, pages 216–227. JMLR.org, 2016.
- [291] Alex Tank, Emily B Fox, and Ali Shojaie. Identifiability and estimation of structural vector autoregressive models for subsampled and mixed-frequency time series. *Biometrika*, 106(2):433–452, 2019.
- [292] Rodney T. O’Donnell, Ann E. Nicholson, B. Han, Kevin B. Korb, M. J. Alam, and Lucas R. Hope. Causal discovery with prior information. In Abdul Sattar and Byeong-Ho Kang, editors, *AI 2006: Advances in Artificial Intelligence, 19th Australian Joint Conference on Artificial Intelligence, Hobart, Australia, December 4-8, 2006, Proceedings*, volume 4304 of *Lecture Notes in Computer Science*, pages 1162–1167. Springer, 2006.
- [293] Vahé Asvatourian, Philippe Leray, Stefan Michiels, and Emilie Lanoy. Integrating expert’s knowledge constraint of time dependent exposures in structure learning for bayesian networks. *Artif. Intell. Medicine*, 107:101874, 2020.
- [294] Montassar Ben Messaoud, Philippe Leray, and Nahla Ben Amor. Integrating ontological knowledge for iterative causal discovery and visualization. In Claudio Sossai and Gaetano Chemello, editors, *Symbolic and Quantitative Approaches to Reasoning with Uncertainty, 10th European Conference, ECSQARU 2009, Verona, Italy, July 1-3, 2009. Proceedings*, volume 5590 of *Lecture Notes in Computer Science*, pages 168–179. Springer, 2009.
- [295] Laila Melkas, Rafael Savvides, Suyog Chandramouli, Jarmo Mäkelä, Tuomo Nieminen, Ivan Mammarella, and Kai Puolamäki. Interactive causal structure discovery in earth system sciences. In Thuc Duy Le, Jiuyong Li, Gregory Cooper, Sofia Triantafyllou, Elias Bareinboim, Huan Liu, and Negar Kiyavash, editors, *The KDD 2021 Workshop on Causal Discovery, CD@KDD 2021, Singapore, August 15, 2021*, volume 150 of *Proceedings of Machine Learning Research*, pages 3–25. PMLR, 2021.

- [296] Sujia Zhu, Yue Shen, Zihao Zhu, Wang Xia, Baofeng Chang, Ronghua Liang, and Guodao Sun. Vac2: Visual analysis of combined causality in event sequences, 2022.
- [297] Danilo Benozzo, Emanuele Olivetti, and Paolo Avesani. Supervised estimation of granger-based causality between time series. *Frontiers in Neuroinformatics*, 11, 2017.
- [298] Xinyue Wang and Konrad Kording. Meta-learning causal discovery. *arXiv preprint arXiv:2209.05598*, 2022.
- [299] David Lopez-Paz, Krikamol Muandet, and Benjamin Recht. The randomized causation coefficient. *J. Mach. Learn. Res.*, 16:2901–2907, 2015.
- [300] Jean-François Ton, Dino Sejdinovic, and Kenji Fukumizu. Meta learning for causal direction. In *Thirty-Fifth AAAI Conference on Artificial Intelligence, AAAI 2021, Thirty-Third Conference on Innovative Applications of Artificial Intelligence, IAAI 2021, The Eleventh Symposium on Educational Advances in Artificial Intelligence, EAAI 2021, Virtual Event, February 2-9, 2021*, pages 9897–9905. AAAI Press, 2021.
- [301] Hebi Li, Qi Xiao, and Jin Tian. Supervised whole DAG causal discovery. *CoRR*, abs/2006.04697, 2020.
- [302] Anne Helby Petersen, Joseph Ramsey, Claus Thorn Ekstrøm, and Peter Spirtes. Causal discovery for observational sciences using supervised machine learning. *arXiv preprint arXiv:2202.12813*, 2022.
- [303] Pingchuan Ma, Rui Ding, Haoyue Dai, Yuanyuan Jiang, Shuai Wang, Shi Han, and Dongmei Zhang. ML4S: learning causal skeleton from vicinal graphs. In Aidong Zhang and Huzefa Rangwala, editors, *KDD '22: The 28th ACM SIGKDD Conference on Knowledge Discovery and Data Mining, Washington, DC, USA, August 14-18, 2022*, pages 1213–1223. ACM, 2022.
- [304] Nan Rosemary Ke, Silvia Chiappa, Jane Wang, Jorg Bornschein, Theophane Weber, Anirudh Goyal, Matthew Botvinic, Michael Mozer, and Danilo Jimenez Rezende. Learning to induce causal structure. *arXiv preprint arXiv:2204.04875*, 2022.
- [305] Francesco Locatello, Ben Poole, Gunnar Rätsch, Bernhard Schölkopf, Olivier Bachem, and Michael Tschannen. Weakly-supervised disentanglement without compromises. In *Proceedings of the 37th International Conference on Machine Learning, ICML 2020, 13-18 July 2020, Virtual Event*, volume 119 of *Proceedings of Machine Learning Research*, pages 6348–6359. PMLR, 2020.
- [306] Bernhard Schölkopf, Francesco Locatello, Stefan Bauer, Nan Rosemary Ke, Nal Kalchbrenner, Anirudh Goyal, and Yoshua Bengio. Toward causal representation learning. *Proc. IEEE*, 109(5):612–634, 2021.
- [307] Mengyue Yang, Furui Liu, Zhitang Chen, Xinwei Shen, Jianye Hao, and Jun Wang. Causalvae: Disentangled representation learning via neural structural causal models. In *IEEE Conference on Computer Vision and Pattern Recognition, CVPR 2021, virtual, June 19-25, 2021*, pages 9593–9602. Computer Vision Foundation / IEEE, 2021.
- [308] Ilyes Khemakhem, Diederik P. Kingma, Ricardo Pio Monti, and Aapo Hyvärinen. Variational autoencoders and nonlinear ICA: A unifying framework. In Silvia Chiappa and Roberto Calandra, editors, *The 23rd International Conference on Artificial Intelligence and Statistics, AISTATS 2020, 26-28 August 2020, Online [Palermo, Sicily, Italy]*, volume 108 of *Proceedings of Machine Learning Research*, pages 2207–2217. PMLR, 2020.
- [309] Aapo Hyvärinen and Hiroshi Morioka. Nonlinear ICA of temporally dependent stationary sources. In Aarti Singh and Xiaojin (Jerry) Zhu, editors, *Proceedings of the 20th International Conference on Artificial Intelligence and Statistics, AISTATS 2017, 20-22 April 2017, Fort Lauderdale, FL, USA*, volume 54 of *Proceedings of Machine Learning Research*, pages 460–469. PMLR, 2017.
- [310] Aapo Hyvärinen and Hiroshi Morioka. Unsupervised feature extraction by time-contrastive learning and nonlinear ICA. In Daniel D. Lee, Masashi Sugiyama, Ulrike von Luxburg, Isabelle Guyon, and Roman Garnett, editors, *Advances in Neural Information Processing Systems 29: Annual Conference on Neural Information Processing Systems 2016, December 5-10, 2016, Barcelona, Spain*, pages 3765–3773, 2016.
- [311] Luigi Gresele, Julius von Kügelgen, Vincent Stimper, Bernhard Schölkopf, and Michel Besserve. Independent mechanism analysis, a new concept? In Marc Aurelio Ranzato, Alina Beygelzimer, Yann N. Dauphin, Percy Liang, and Jennifer Wortman Vaughan, editors, *Advances in Neural Information Processing Systems 34: Annual Conference on Neural Information Processing Systems 2021, NeurIPS 2021, December 6-14, 2021, virtual*, pages 28233–28248, 2021.
- [312] Ricardo Pio Monti, Kun Zhang, and Aapo Hyvärinen. Causal discovery with general non-linear relationships using non-linear ICA. In Amir Globerson and Ricardo Silva, editors, *Proceedings of the Thirty-Fifth Conference on Uncertainty in Artificial Intelligence, UAI 2019, Tel Aviv, Israel, July 22-25, 2019*, volume 115 of *Proceedings of Machine Learning Research*, pages 186–195. AUAI Press, 2019.

- [313] Weiran Yao, Yuewen Sun, Alex Ho, Changyin Sun, and Kun Zhang. Learning temporally causal latent processes from general temporal data. In *The Tenth International Conference on Learning Representations, ICLR 2022, Virtual Event, April 25-29, 2022*. OpenReview.net, 2022.
- [314] Weiran Yao, Guangyi Chen, and Kun Zhang. Temporally disentangled representation learning. *CoRR*, abs/2210.13647, 2022.
- [315] Julius von Kügelgen, Yash Sharma, Luigi Gresele, Wieland Brendel, Bernhard Schölkopf, Michel Besserve, and Francesco Locatello. Self-supervised learning with data augmentations provably isolates content from style. In Marc’Aurelio Ranzato, Alina Beygelzimer, Yann N. Dauphin, Percy Liang, and Jennifer Wortman Vaughan, editors, *Advances in Neural Information Processing Systems 34: Annual Conference on Neural Information Processing Systems 2021, NeurIPS 2021, December 6-14, 2021, virtual*, pages 16451–16467, 2021.
- [316] Phillip Lippe, Sara Magliacane, Sindy Löwe, Yuki M. Asano, Taco Cohen, and Stratis Gavves. CITRIS: causal identifiability from temporal intervened sequences. In Kamalika Chaudhuri, Stefanie Jegelka, Le Song, Csaba Szepesvári, Gang Niu, and Sivan Sabato, editors, *International Conference on Machine Learning, ICML 2022, 17-23 July 2022, Baltimore, Maryland, USA*, volume 162 of *Proceedings of Machine Learning Research*, pages 13557–13603. PMLR, 2022.
- [317] Phillip Lippe, Sara Magliacane, Sindy Löwe, Yuki M. Asano, Taco Cohen, and Efstratios Gavves. icitris: Causal representation learning for instantaneous temporal effects. *CoRR*, abs/2206.06169, 2022.