

Vortex Dynamics: A Variational Approach Using the Principle of Least Action

Nabil M. Khalifa and Haithem E. Taha[†]

Mechanical and Aerospace Engineering, University of California, Irvine, CA 92697, USA

The study of vortex dynamics using a variational formulation has an extensive history and a rich literature. The standard Hamiltonian function that describes the dynamics of interacting point vortices of constant strength is the Kirchhoff-Routh (KR) function. This function was not obtained from basic definitions of classical mechanics (i.e., in terms of kinetic and potential energies), but it was rather devised to match the already known differential equations of motion for constant-strength point vortices given by the Biot-Savart law. Instead, we develop a new variational formulation for vortex dynamics based on the principle of least action. As an application, we consider a system of non-deforming, free vortex patches of constant-strength. Interestingly, the obtained equations of motion are second-order differential equations defining vortex accelerations, not velocities. In the special case of constant-strength point vortices, the new formulation reduces to the motion determined from the KR function. However, for finite-core vortices, the resulting dynamics are more complex than those obtained from the KR formulation. For example, a pair of equal-strength, counter-rotating vortices could be initialized with different velocities, resulting in interesting patterns which cannot be handled by the KR approach. Also, the developed model easily admits external body forces (e.g., electromagnetic). The interaction between the electrodynamic force and the hydrodynamic vortex force leads to a rich, counter-intuitive behavior that could not be handled by the KR formulation. Finally, this new variational formulation, which is derived from first principles in mechanics, can be easily extended to deforming and/or arbitrary time-varying vortices.

1. Introduction

Vortex dynamics represents one of the main pillars of fluid mechanics. The theoretical edifice has been growing since the seminal papers of the founder Helmholtz (1858, 1867). He introduced the vorticity equations, and established the circulation conservation laws when the fluid motion emerges from a potential force. The analogy between potential flow and electricity, discovered by Maxwell (1869), has lead to simple models of vortex dynamics (Lamb 1924; Milne-Thomson 1973). However, the potential-flow formulation is a kinematic representation of the flow field; it lacks dynamical features (Gonzalez & Taha 2022). For example, the standard law that is ubiquitously used in the literature to describe the motion of two-dimensional vortices (infinite vortex filament) is the *Biot-Savart law*, which provides first-order ODEs in the positions of the vortices, lacking any dynamical representation that considers forces and provides accelerations accordingly; no initial velocity of the vortices can be assigned, in contrast to any typical dynamics problem. A true fluid *dynamic* model would result in second-order ODEs in the position of the vortices.

[†] Email address for correspondence: hetaha@uci.edu

Kirchhoff & Hensel (1883) studied free N-point vortices of constant strength in an unbounded domain, and described their motion based on the Biot-Savart law. Interestingly, the resulting ODEs possessed a Hamiltonian structure (Goldstein *et al.* 2002; Lanczos 2020). Based on this finding, they defined a Hamiltonian function (the Kirchhoff function) for constant-strength point vortices, which is the standard Hamiltonian of vortex motion in the literature (Aref 2007). However, this Hamiltonian was not derived from basic definitions or first principles; it is not defined in terms of the physical quantities (kinetic and potential energies) that typically constitute the Hamiltonian function for a mechanical system. It was simply constructed from the reciprocal property of the stream function of point vortices. Therefore, its use outside this case is questionable, and its extension to other scenarios may not be clear except for a few cases as described below.

To account for the interaction with a body, Routh (1880) extended Kirchhoff’s model using the method of images. Afterwards, Lin (1941*a,b*) provided the most generic and complete formulation of point vortices interacting with a body in two dimensions. He was able to show the existence of a hybrid function W composed of Kirchhoff’s and Routh’s, which described the Hamiltonian dynamics of a system of vortices and called it the *Kirchhoff-Routh* function. Arguably, the W function could be considered as the underlying foundation of every application and study that includes constant-strength point vortices (Cottet *et al.* 2000; Alekseenko *et al.* 2007; Aref 2007). It is interesting to mention that Lin (1941*a,b*) relied on the concept of *generalized Green’s* function, which was extended later by Crowdy (2020) to multiply-connected domains relying on prime functions (see Section 16 in (Crowdy 2020) for the extended KR function to multiply-connected domains). Nevertheless, in all these representations (Kirchhoff & Hensel 1883; Routh 1880; Lin 1941*a,b*), the resulting ODEs were first-order in the position variables, lacking the dynamic essence of mechanical systems which are typically described by second-order ODEs defining accelerations.

Though peripheral to the main focus of this paper, it is perhaps worthy to mention the classical work of Gröbli (1877) on the three- and four-point vortices problem. Interestingly, using the kinematic formulation of the motion of point vortices enabled by the Biot-Savart law, resulting in first-order ODEs in position, he showed that the three-vortex problem is integrable! This problem was studied further by several authors such as Synge (1949); Rott (1989, 1990); Aref (1979, 1989). Moreover, Gröbli (1877) was able to solve the integrable case of four vortices equal in magnitude and arranged as a cross-section of two coaxial vortex rings, in which he was able to predict the leapfrogging phenomenon. However, the four-vortex case is not always integrable and nonlinearities may complicate the dynamics, introducing chaotic behavior, as studied extensively by Aref (1984, 1983); Aref & Pomphrey (1980, 1982); Eckhardt & Aref (1988); Aref & Stremler (1999). This discussion presents the importance of the three-vortex problem as a classical problem, especially since Newton (2013) showed that the behavior of any N-vortices could be studied as a multiple of vortex triads, as shown in his detailed monograph describing most of the analytical studies of point vortices (Newton 2013). Despite of all numerous contribution to the three- and four- point vortices problem described previously, the work of Gröbli still remains a classic contribution (Aref *et al.* 1992).

The kinematic formulation based on the Biot-Savart law has been extensively used in the literature for numerical simulation of vortex patches by discretizing them into many point vortices (Cottet *et al.* 2000; Alekseenko *et al.* 2007). However, this approach has its drawbacks because the resulting kernel for integration is singular, which requires regularization. The *Vortex Blob* (Leonard 1980) method was introduced to relax the highly singular nature of point vortices and define smoother velocity fields. The method relied on defining a vortex core shape with a vorticity distribution inside it. Moreover,

the vortex blob geometry was held constant throughout the motion — an assumption that could introduce spatial errors. However, Leonard (1980) obtained an estimate of such an error while Hald & Del Prete (1978) and Hald (1979) showed that the resulting motion converges to Euler’s solution. The approach of *Contour Dynamics* was proposed as an alternative that does not suffer from singularity issues and spatial errors. It relies on the fact that vortex patches are solutions of Euler’s equations, hence, the boundary of the vortex patch is considered to be a material derivative. As a consequence, one needs only to track the velocity induced by the other vortices over this boundary and, hence, update the vortex position accordingly. The contour dynamics technique was first introduced by Zabusky *et al.* (1979) and multiple efforts were subsequently exerted by Saffman & Szeto (1980); Pullin (1992) and Saffman (1992). The main concept behind the contour dynamics approach is solely a kinematical one — again highlighting that this approach inherently lacks kinetics.

The study of point vortices interacting with a body has enjoyed significant interest due to its relevance to many applications; e.g., the unsteady evolution of lift over an airfoil due to the interaction of the *starting vortex* with the body (Tchieu & Leonard 2011; Taha & Rezaei 2020). Ramodanov (2001) studied the interaction of a point vortex with a cylinder (the Föppl problem), then Borisov & Mamaev (2004) inspected the integrability of this problem. Moreover, Borisov *et al.* (2005*b,a*, 2007) and Ramodanov & Sokolov (2021) extended this setup to allow for multiple point vortices to interact with a cylinder. In another classic article by Shashikanth *et al.* (2002), the authors investigated the Hamiltonian dynamics of a cylinder interacting with a number of point vortices. In all of these efforts, the W function was considered as the main underlying foundation — the Hamiltonian function for the motion of constant-strength point vortices. However, because the W function was not derived from the basic definitions or first principles in mechanics, this approach collapses if time-varying point vortices are considered. The KR dynamics will simply fail; while a point vortex of constant-strength moves with the local flow velocity (the Kirchhoff velocity) according to Helmholtz laws of vortex dynamics (Helmholtz 1858), a vortex with time-varying strength does not, as it is well known in the unsteady aerodynamics literature (Eldredge 2019; Wang & Eldredge 2013; Michelin & Llewellyn Smith 2009; Tchieu & Leonard 2011; Tallapragada & Kelly 2013). This dilemma was resolved by Brown & Michael (1954), who developed a convection model (also first-order in the position variables) for time-varying point vortices. An alternative model, named the *Impulse Matching* model, was proposed by Tchieu & Leonard (2011) and Wang & Eldredge (2013). An intuitive reasoning for the failure of the KR function in predicting the motion of unsteady point vortices, is that, formally, it does not contain any information beyond the Biot-Savart law, which describes flow kinematics without any kinetics. This argument reveals one of the needs for a true dynamical framework capable of describing vortex dynamics from first principles, which is the main goal of this article.

While there have been numerous efforts on the Hamiltonian formulation of point vortices, little has been done to develop a Lagrangian framework. This fact may be intuitive given the lack of veritable dynamics in these Hamiltonian formulations; a true mechanical system will possess both Lagrangian and Hamiltonian formulations, mutually related through the Legendre transformation (Goldstein *et al.* 2002). However, having an arbitrary Hamiltonian function that happens to reproduce a given set of ODEs does not necessarily represent a mechanical system. As Salmon (1988) put it, “*the existence of a Hamiltonian structure is, by itself, meaningless because any set of evolution equations can be written in canonical form*”. These non-standard Hamiltonians may not be associated with Lagrangian functions. However, there are a few exceptions. For example, Chapman

(1978) devised a Lagrangian function that reproduces the kinematic set of ODEs dictated by the KR Hamiltonian. However, this Lagrangian was not derived from basic definitions or first principles in mechanics (i.e., it is not defined based on the kinetic and potential energies of the system), so it had to be in a non-standard form (e.g., bi-linear in velocity, not quadratic) to result in first-order ODEs, in contrast to the second-order ODEs that typically result from a standard Lagrangian. In a similar spirit, Hussein *et al.* (2018) introduced a Lagrangian that reproduces the first-order ODEs of the Brown-Michael model, describing the motion of point vortices with time-varying strength; they used it to study the motion of the starting vortex behind an airfoil and its effect on the lift evolution similar to Wang & Eldredge (2013) and Tchieu & Leonard (2011).

Perhaps the only study of vortex motion that showed a mechanical structure (i.e., second-order ODEs in position) was done by Ragazzo *et al.* (1994), who considered point vortices with finite masses. Using an analogy with electromagnetism, they constructed a Hamiltonian of the dense vortices based on that of point charges in a magnetic field. Interestingly, the non-zero inertia of the point vortices (similar to the non-zero charge) resulted in second-order ODEs in the position variables, leading to a richer behavior than that obtained using the KR kinematics. However, the fact that the authors relied completely on analogy between hydrodynamics and electrodynamics to develop their dynamic model, perhaps sets no difference between it and the devised KR Hamiltonian as far as first principles are concerned. On a promising side, Olva (1996) was able to show that their resulting ODEs reduce to those of the KR kinematics in the limit to a vanishing vortex mass, which, in turns, shows that the KR kinematics is a singular perturbation of Ragazzo *et al.* (1994) dynamics.

While we did our best to present the relevant literature to the reader, it is certain that we are far from providing a complete account of the perhaps unfathomable literature on the topic. Nor is it our goal here to provide a comprehensive review of such a rich topic. For a thorough review and more information about point vortex dynamics, the reader is referred to multiple sources (Meleshko & Aref 2007; Aref 2007; Smith 2011; Newton 2014; Lamb 1924; Batchelor 1967; Saffman 1992; Milne-Thomson 1996, 1973; Eldredge 2019; Wu *et al.* 2007; Alekseenko *et al.* 2007; Cottet *et al.* 2000; Truesdell 2018).

In conclusion, although the previous efforts, discussed above, were quite legitimate and spawned very interesting results (see Aref 2007), they suffer from the following drawbacks: (1) the defined Hamiltonian and Lagrangian functions were neither derived from basic definitions in mechanics nor from the available rich literature on variational principles in fluid mechanics (Seliger & Whitham 1968; Bateman 1929; Salmon 1988; Herivel 1955; Bretherton 1970; Penfield 1966; Hargreaves 1908; Serrin 1959; Luke 1967; Loffredo 1989; Morrison 1998; Berdichevsky 2009); (2) They were either devised to reproduce the already known ODEs or developed based on an analogy with another discipline; (3) As such, the resulting ODEs are merely the kinematic ones of the Biot-Savart law; no rich dynamics can be obtained; (4) The fact that these functions were not derived from first principles does not allow extension to cases beyond free, constant-strength, point vortices. Indeed, one would hope to see a straightforward derivation of the Hamiltonian (or Lagrangian) of point vortices from basic definitions of mechanics (i.e., from kinetic and potential energies) or from the rich legacy of variational principles of continuum fluid mechanics (Seliger & Whitham 1968; Bateman 1929; Salmon 1988; Herivel 1955; Bretherton 1970; Penfield 1966; Hargreaves 1908; Serrin 1959; Luke 1967; Loffredo 1989; Morrison 1998; Berdichevsky 2009), which is the main goal of this work. Such a model will resolve the drawbacks listed above, resulting in second-order dynamics, allowing extension to unsteady vortices, and admitting arbitrary forces (e.g., gravity, electromagnetic, etc).

In this paper, we rely on the principle of least action and its application to the

dynamics of a continuum inviscid fluid by Seliger & Whitham (1968). Exploiting this variational principle, we develop a novel formulation for vortex dynamics of circular patches (Rankine vortices). In contrast to previous efforts, the defined Lagrangian and the dynamical analysis are derived from first principles. Interestingly, the new formulation results in a second-order ODE defining vortex accelerations, consequently allowing for richer dynamics if the initial velocity is different from the Biot-Savart induced velocity. Moreover, the resulting dynamics recover the KR kinematic ODEs in the limit of a vanishingly small core. Also, since the model emerges from a formal dynamical analysis, it could take into account different body forces arising from a potential energy. Such a capability is demonstrated in this study by considering an electromagnetic force acting on charged vortices cores. The resulting interaction between the electrodynamic force and the hydrodynamic vortex force leads to a rich, nonlinear behavior that could not be captured by the standard KR formulation. Finally, this new variational formulation can easily be extended to arbitrary time-varying vortices with deforming boundaries. However, for brevity and clarity, these extensions will be considered in future work.

2. Hamiltonian of Point Vortices: the Kirchhoff-Routh Function

In this section, the KR function is presented, demonstrating its Hamiltonian role for constant-strength point vortices. The KR function for free, constant-strength point vortices in an unbounded flow is given by (Batchelor 1967)

$$W = \frac{-1}{4\pi} \sum_i \sum_{\substack{j \\ i \neq j}} \Gamma_i \Gamma_j \log r_{ij}, \quad (2.1)$$

where Γ 's represent the strengths of the vortices, and r_{ij} is the relative distance between the i^{th} and j^{th} vortices. To show how this function serves as the Hamiltonian of free, constant-strength point vortices, let us recall the stream function describing the flow field at any particular point (x, y) in the domain

$$\Psi(x, y) = -\frac{1}{2\pi} \sum_i \Gamma_i \log r_i, \quad (2.2)$$

where r_i is the distance between the point (x, y) and the i^{th} vortex. As such, the total induced velocity at the j^{th} vortex (ignoring the vortex self-induction) is given by

$$u_j = \frac{dx_j}{dt} = \frac{-1}{2\pi} \sum_{(i \neq j)} \Gamma_i \frac{(y_j - y_i)}{r_{ij}^2}, \quad v_j = \frac{dy_j}{dt} = \frac{1}{2\pi} \sum_{(i \neq j)} \Gamma_i \frac{(x_j - x_i)}{r_{ij}^2}. \quad (2.3)$$

Then, multiplying eq. (2.3) by Γ_j will allow writing its right hand side in terms of the scalar function W as

$$\Gamma_j \frac{dx_j}{dt} = \frac{\partial W}{\partial y_j}, \quad \Gamma_j \frac{dy_j}{dt} = \frac{-\partial W}{\partial x_j}. \quad (2.4)$$

Defining $q_j = \sqrt{\Gamma_j} x_j$ and $p_j = \sqrt{\Gamma_j} y_j$, it is clearly seen that if Γ_j is constant, then the ODEs (2.4) is in the Hamiltonian form

$$\dot{q}_j = \frac{\partial W}{\partial p_j}, \quad \dot{p}_j = \frac{-\partial W}{\partial q_j}, \quad (2.5)$$

with W serving as the Hamiltonian.

As demonstrated above, the KR Hamiltonian is not derived from basic definitions of mechanics in terms of kinetic and potential energies. This non-standard Hamiltonian

merely reproduces the Biot-Savart kinematic equations in the Hamiltonian form (2.5). However, one can relate this function W to the regularized Kinetic Energy (KE) as shown in (Batchelor 1967; Saffman 1992; Lamb 1924; Milne-Thomson 1996). The KE (T) of the flow field is given by

$$T = -\frac{\rho}{4\pi} \sum_i \sum_{j, i \neq j} \Gamma_i \Gamma_j \ln r_{ij} - \frac{\rho}{4\pi} \left(\sum \Gamma_i^2 \right) \ln \epsilon + \frac{\rho}{4\pi} \left(\sum \Gamma_i \right)^2 \ln R, \quad R \rightarrow \infty, \epsilon \rightarrow 0, \quad (2.6)$$

where ϵ is a small radius of a circle centered at every point vortex and R is the radius of the external boundary, which extends to infinity. It is clearly seen that the first term is exactly the W function scaled by the density ρ and the last two terms are unbounded as $R \rightarrow \infty$ and $\epsilon \rightarrow 0$. However, these two unbounded terms are constants and do not depend on the co-ordinates (i.e., positions of the vortices). As a result, the first term (the *regularized* KE) represents the only variable portion of the infinite KE and was satisfactorily considered as the Hamiltonian of point vortices, while the last two terms are dropped. The previous analysis is notably valid only for constant-strength point vortices and suffers from the several drawbacks discussed in the previous section. Alternatively, we rigorously develop a novel model for vortex dynamics from formal variational principles of continuum fluid mechanics, developed by Seliger & Whitham (1968).

3. Variational Approach and the Principle of Least Action

3.1. The Principle of Least Action

Variational principles have not been popular for the past decades in the fluid mechanics literature. Penfield (1966) and Salmon (1988) asked “*Why Hamilton’s principle is not more widely used in the field of fluid mechanics?*” The main reason—from our perspective—is that most of these principles are based on the principle of least action, which is essentially applicable to particle mechanics. So, it can be easily extended to continuum fluid mechanics in the Lagrangian formulation. However, extension to the convenient Eulerian formulation invokes the introduction of artificial variables (e.g., Clebsch representation of the velocity field, Clebsch (1859)) and imposing additional constraints (Lin’s constraints, Lin (1961)). So, in many times, these variational formulations in the literature are imbued with a sense of ad-hoc and contrived treatments, which detracts from the beauty of analytical and variational formulations. Nevertheless, recent advancements in applying variational principles in aerodynamics (Gonzalez & Taha 2022) are promising, and encourages the current study.

There are numerous efforts that developed variational principles of Euler’s inviscid dynamics (Seliger & Whitham 1968; Bateman 1929; Salmon 1988; Herivel 1955; Bretherton 1970; Penfield 1966; Hargreaves 1908; Serrin 1959; Luke 1967; Loffredo 1989; Morrison 1998; Berdichevsky 2009). The reader is referred to the thorough review articles of Salmon (1988) and Morrison (1998). Also, there are many efforts that aimed at extending these variational formulations to account for dissipative/viscous forces (Yasue 1983; Kerswell 1999; Gomes 2005; Eyink 2010; Fukagawa & Fujitani 2012; Galley *et al.* 2014; Gay-Balmaz & Yoshimura 2017). In the current study, we mainly rely on the variational formulation of Euler’s equation developed by Seliger & Whitham (1968) using the principle of least action.

The principle of least action is typically stated as (Goldstein *et al.* 2002) “*The motion*

of the system from time t_1 to time t_2 is such that the action integral J is stationary”

$$J = \int_{t_1}^{t_2} \mathcal{L}(q_i, \dot{q}_i, t) dt, \quad (3.1)$$

where \mathcal{L} is the Lagrangian function, defined as $\mathcal{L} = T - V$ where T and V are the kinetic and potential energies, respectively, and q_i ’s are the system generalized co-ordinates. A necessary condition for the functional J to be stationary is that its first variation must vanish: $\delta J = 0$ which, after applying calculus of variation techniques (Burns 2013), results in the well-known Euler-Lagrange equation

$$\frac{d}{dt} \left(\frac{\partial \mathcal{L}}{\partial \dot{q}_i} \right) - \frac{\partial \mathcal{L}}{\partial q_i} = 0, \quad i = 1, 2, \dots, n. \quad (3.2)$$

Noticeably, the representation in eq. (3.2) describes the dynamics of discrete particles only. However, if a continuum of particles is considered instead, the action integral J is written in terms of a “Lagrangian Density” \mathcal{L}_d as

$$J = \int_{t_1}^{t_2} \int_{\Omega} \mathcal{L}_d(\mathbf{q}, \dot{\mathbf{q}}, \mathbf{q}_x, \mathbf{x}, t) d\Omega dt, \quad (3.3)$$

where \mathbf{x} are the spatial coordinate variables and Ω is the spatial domain. In this case, the generalized coordinates \mathbf{q} are field variables (i.e., $\mathbf{q} = \mathbf{q}(\mathbf{x}, t)$).

3.2. Variational Formulation of Euler’s Inviscid Dynamics: The Lagrangian Density is the Pressure

The straightforward definition of the action integral for a fluid continuum

$$J = \int_{t_1}^{t_2} \int_{\Omega} \left[\frac{1}{2} \rho \mathbf{u}^2 - \rho E(\rho, S) \right] d\Omega dt, \quad (3.4)$$

where the first term in the integrand represents the KE, E is the internal energy per unit mass, which represents the potential energy of the fluid continuum, and S is the entropy whose changes are related to those of E as

$$dE = \Theta dS - p d(1/\rho), \quad (3.5)$$

where p is the pressure, and Θ is the temperature. Starting with the action (3.4), through a long and rigorous proof that makes use of Clebsch representation and Lin’s constraints, Seliger & Whitham (1968) managed to show that the functional J can be written in the Eulerian formulation as

$$J = - \int \int p d\Omega dt. \quad (3.6)$$

That is the vanishing of first variation of J yields the conservation equations of an inviscid fluid

$$\frac{\partial \rho}{\partial t} + \nabla \cdot (\rho \mathbf{u}) = 0 \quad (3.7a)$$

$$\rho \frac{D\mathbf{u}}{Dt} = -\nabla p \quad (3.7b)$$

$$\frac{DS}{Dt} = 0 \quad (3.7c)$$

Hence, equation (3.6) implies that *the Lagrangian density of a continuum of inviscid fluid is the pressure!*

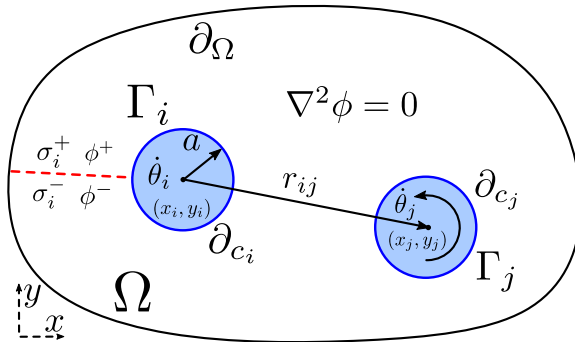


Figure 1: Schematic drawing for the problem; ∂_j is the vortices boundaries (in blue), constructed barriers σ_j (dashed red line) and flow field domain boundary ∂_Ω (in black).

Since the flow outside vortex patches is irrotational by definition, one can use the unsteady Bernoulli equation to write the pressure in terms of the velocity potential ϕ . As such, the principle of least action will then imply that the first variation of the functional

$$J = \int_{t_1}^{t_2} \int_{\Omega} \rho \left\{ \partial_t \phi + \frac{1}{2} (\nabla \phi)^2 \right\} d\Omega dt, \quad (3.8)$$

must vanish. This statement is the cornerstone in our analysis below for vortex dynamics.

4. Variational Dynamics of Rankine Vortex Patches as an Application

This section presents the core of this work where we utilize the proposed variational formulation to develop a novel model of vortex dynamics. In this application, N free, circular, Rankine vortices are considered. In our formulation, each vortex must have a finite core (of radius a_i) to ensure a finite KE and allow the vortex inertial effects to appear. It is important to mention that constant-strengths and radii sizes are considered for simplicity and facilitating the comparison with KR model. However, the formulation is generic, allowing for unsteady vortices as well as deforming boundaries.

The domain Ω consists of an irrotational flow outside the vortex core and fluid under rigid body motion inside the core. Hence, knowing the vortices strengths a priori, the flow velocity \mathbf{u} at any point (x, y) in the domain can be written in terms of the locations (x_i, y_i) of the vortices and their derivatives

$$\mathbf{u}(x, y) = \mathbf{u}(x_i, y_i, \dot{x}_i, \dot{y}_i; \Gamma_i). \quad (4.1)$$

This representation is the foundation of the current analysis; the flow velocity in the entire domain depends only on a finite number of variables (x_i, y_i) . That is, eq. (4.1) represents a model reduction from infinite number of degrees of freedom down to only $2N$. As such, the principle of least action, and analytical mechanics formulation in general, are especially well suited for this problem because it allows one to accept the given kinematical constraints (4.1) and focus on the dynamics of the reduced system ($2N$ degrees of freedom), in contrast to the Newtonian-mechanics formulation where such a reduction is not possible. Rather, the large system must be retained (i.e., a PDE for the infinite system at hand) and the kinematic constraint (4.1) will be associated with an unknown constraint force in the equations of motion of the large system (in the PDE).

The above description implies that the Lagrangian has two contributions

$$\mathcal{L} = \mathcal{L}_\phi + \mathcal{L}_C, \quad (4.2)$$

where \mathcal{L}_ϕ is the Lagrangian of the irrotational flow outside the cores and \mathcal{L}_C is the sum of the Lagrangians of the fluid inside the cores, which is going through a rigid body motion. That is, part of the problem is a rigid body motion while the other is a continuum field. In other words, the action integral for this problem formulation is given by

$$J = \int_{t_1}^{t_2} \left(\int_{\Omega} \mathcal{L}_{d_\phi} d\Omega + \mathcal{L}_C \right) (x_i(t), y_i(t), \dot{x}_i(t), \dot{y}_i(t); \Gamma_i) dt, \quad (4.3)$$

where \mathcal{L}_{d_ϕ} is the Lagrangian density of the continuum field, which is $-p$ as shown by Seliger & Whitham (1968) and presented in the previous section. Hence, the fluid Lagrangian density \mathcal{L}_{d_ϕ} will be integrated over space, then the problem could be treated as one with finite degrees of freedom (x_i, y_i) —akin to particle mechanics. Hence, there is only one independent variable (time) and the standard Euler-Lagrange equation (3.2) applies.

The Lagrangian of the core flow under rigid-body motion can be easily calculated as

$$\mathcal{L}_C = \sum \frac{m_i}{2} \mathbf{u}_i \cdot \mathbf{u}_i + \sum \frac{I_i}{2} \dot{\theta}_i^2, \quad (4.4)$$

assuming the motion taking place in a horizontal plane (i.e., no active gravitational forces), where m_i is the fluid mass inside the i^{th} vortex core and I_i is its moment of inertia. As mentioned before, constant-strength vortices are considered, hence, the angular velocity $\dot{\theta}_i$ of each rigid core (which is proportional to Γ_i) is constant. This immediately forces the θ co-ordinate to be an ignorable/cyclic coordinate (Lanczos 2020). In other words, the corresponding momentum $\partial \mathcal{L}_C / \partial \theta$ is constant. It now remains to compute the Lagrangian of the continuum fluid outside the cores in terms of the generalized coordinates $\mathbf{q} = (x_1, y_1, \dots, x_N, y_N)$.

4.1. Irrotational Flow Lagrangian Computation

As shown by Seliger & Whitham (1968), the Lagrangian density of an inviscid fluid is simply the pressure (actually $-p$). Hence, for the irrotational flow outside the cores, the Lagrangian is given by eq. (3.8), where the second term is the flow KE and the first term is due to $\partial_t \phi$.

4.1.1. Flow KE

Calculating the KE for vortex flows is not a trivial task. In fact, Saffman (1992) wrote “*The use of variational methods for the calculation of equilibrium configurations is rendered difficult by the absence of simple and accurate formulae for the calculation of the kinetic energy*”. Overcoming this obstacle is one of the goals of this papers by deriving an accurate formula for a finite KE for vortex flows from basic definitions of mechanics.

Consider the flow KE of the irrotational flow field in fig. 1

$$T = \frac{\rho}{2} \int \mathbf{u} \cdot \mathbf{u} dA = \frac{\rho}{2} \int (\nabla \phi)^2 dA, \quad (4.5)$$

where A is the irrotational flow field area in the domain Ω . After following the analysis in appendix A, the KE could be written as:

$$T = \frac{\rho}{2} \left[\sum_{i \neq j} \sum \Gamma_i \psi_j|_i + \sum \Gamma_i \psi_i|_{\partial c_i} + \Psi|_R \Gamma_R + \sum \Gamma_i \Psi|_R \right], \quad (4.6)$$

where $\psi_j|_i$ is the stream function of the irrotational flow induced by the j^{th} vortex

evaluated at the center of the i^{th} one, $\psi_i|_{\partial c_i}$ is the i^{th} vortex stream function evaluated over its boundary ∂c_i , Ψ is the total stream function (due to all vortices; i.e., $\Psi = \sum_j \psi_j$), ∂_Ω is the outer boundary of the domain Ω and Γ_R is the circulation over that boundary enclosing the whole domain which, for an irrotational flow, is simply given as the sum of all circulations inside (i.e., $\Gamma_R = \sum_i \Gamma_i$). The fourth term results from the multi-valued nature of the potential function ϕ when evaluated over the fictitious barrier σ_i for the i^{th} vortex. Equation (4.6) is a generic result, but for the current study, we consider circular Rankine vortices of core radius a . Hence, the KE is written as

$$T = -\frac{\rho}{4\pi} \sum_{i \neq j} \Gamma_i \Gamma_j \ln r_{ij} - \frac{\rho}{4\pi} \left(\sum \Gamma_i^2 \right) \ln a + \frac{\rho}{4\pi} \left(\sum \Gamma_i \right)^2 \ln R + \Psi|_R \Gamma_R. \quad (4.7)$$

These terms could be compared to the previously mentioned regularized KE presented in eq. (2.6). It is clearly seen that the first term is exactly the KR function, while the second term in both equations are matching, with the core radius a taking the place of the limit circle radius ϵ , which avoids the unbounded KE because we have a finite core in contrast to $\epsilon \rightarrow 0$. So, this term will be retained, unlike the traditional analysis, which ignores it on the account that it is a constant term that should not affect the variational analysis. In fact, this term will be of paramount importance if Γ_i is a degree of freedom, so its dynamics will be determined simultaneously from the same variational formulation. Also, the third term matches that in eq. (2.6), which will blow up for unbounded flows except if the total circulation is zero. The fourth term is an additional term that is not captured in eq. (2.6). However, similar to the third term, it is infinite for unbounded flows unless $\Gamma_R = 0$. In fact, the main reason behind the boundedness of the last two terms in the case of zero total circulation is that, the velocity will be of order $\sim \mathcal{O}(1/r^2)$ in contrast to $\sim \mathcal{O}(1/r)$ for a non-zero total circulation (Cottet *et al.* 2000). In summary, to obtain a finite KE, we must have: (1) vortex patches of finite sizes instead of infinitesimal ones (i.e., point vortices), and (2) zero total circulation. This last condition is interesting and thought provoking. Aside from the mathematical reason mentioned above ($\mathcal{O}(1/r^2)$ Vs $\mathcal{O}(1/r)$), we may think of the following physical reason. In reality, there should not be an unbounded irrotational flow with a non-zero total circulation. If we always start from a stationary state (i.e., $\Gamma_R = 0$), Kelvin’s conservation of circulation dictates that the total circulation must remain unchanged; if there is a circulation created somewhere in the flow (e.g., around a body), there must be a vortex of equal strength and opposite direction somewhere else in the flow field (e.g., a starting vortex over an airfoil (Glauert 1926)). It is interesting that such a behavior is encoded into the KE.

It is important to mention that the evaluation of the previous KE holds irrespective of the vortex boundary shape, whether it is circular or elliptical or an arbitrary shape. However, if the boundary changes, it will result in a time-varying moment of inertia $I(t)$, precluding the cyclic nature of the angular motion θ even for constant-strength vortices. In this study, however, we ignore such changes in the vortex boundary shape. This is a reasonable assumption as long as the distance between the vortices is considerably larger than the vortex core size (Lamb 1924). In other words, vortex patches could interact and deform when they are close to each other; this behavior could be studied as a “*Contour Dynamics*” problem (Zabusky *et al.* 1979; Pullin 1992; Saffman 1992). However, in this first-order study, we are concerned with vortex patches concentrated in tiny cores and hence ignore the effect of shape deformation, which is one step beyond the point-vortex model. Luckily, it was shown by Deem & Zabusky (1978); Pierrehumbert (1980) and Saffman & Szeto (1980) that any vortex pairs distantly apart from each other, as long

as $a/x_c \ll 1$ where x_c is half the distance between the two vortices center, will behave as if they were point vortices and not deform the boundary of each other.

4.1.2. $\partial_t \phi$ Contribution to the Lagrangian

The flow total potential function is defined as

$$\phi = \sum_i \phi_i, \quad (4.8)$$

where ϕ_i is the potential function of the flow associated with the i^{th} vortex, which depends on $(x, y, ; x_i(t); y_i(t); \Gamma_i)$. That is, it does not have an explicit time-dependence. Rather, its time-derivative will be a convective-like term with respect to the Lagrangian co-ordinates (x_i, y_i) whose velocity is \mathbf{u}_i

$$\partial_t \phi = \sum_i \mathbf{u}_i \cdot \nabla_i \phi_i. \quad (4.9)$$

As such, the $\partial_t \phi$ contribution to the Lagrangian could be written as

$$\mathcal{L}_{\phi_t} = \rho \int \partial_t \phi d\mathbf{x} = \rho \int \sum_i \mathbf{u}_i \cdot \nabla_i \phi_i dA, \quad (4.10)$$

whose direct computation is cumbersome. Instead, we will apply eq. (3.2) first. For example, consider the term $\frac{\partial \mathcal{L}_{\phi_t}}{\partial \dot{x}_i}$, which is needed for the x_i equation of motion. By definition, we have

$$\frac{\partial \mathcal{L}_{\phi_t}}{\partial \dot{x}_i} = \rho \partial_{\dot{x}_i} \int \sum_j \mathbf{u}_j \cdot \nabla_j \phi_j dA, \quad (4.11)$$

where the differentiation could be pushed forward within the integral because the integral bounds are independent of the vortex velocity \dot{x}_i . As such, all terms will vanish except

$$\frac{\partial \mathcal{L}_{\phi_t}}{\partial \dot{x}_i} = \rho \int \partial_{x_i} \phi_i dA. \quad (4.12)$$

Moreover, since there is no explicit time-dependence, assuming constant-strength vortices, the time derivative of the previous term is then given by

$$\begin{aligned} \frac{d}{dt} \left(\frac{\partial \mathcal{L}_{\phi_t}}{\partial \dot{x}_i} \right) &= \rho \mathbf{u}_i \cdot \nabla_i \left(\int \partial_{x_i} \phi_i dA \right) \\ &= \rho \left\{ \dot{x}_i \partial_{x_i} \int \partial_{x_i} \phi_i dA + \dot{y}_i \partial_{y_i} \int \partial_{x_i} \phi_i dA \right\}. \end{aligned} \quad (4.13)$$

Similarly, the other derivative $\partial \mathcal{L}_{\phi_t} / \partial x_i$ needed for the x_i equation is written as

$$\frac{\partial \mathcal{L}_{\phi_t}}{\partial x_i} = \rho \partial_{x_i} \int \sum_j \mathbf{u}_j \cdot \nabla_j \phi_j dA = \rho \left\{ \dot{x}_i \partial_{x_i} \int \partial_{x_i} \phi_i dA + \dot{y}_i \partial_{x_i} \int \partial_{y_i} \phi_i dA \right\}. \quad (4.14)$$

At this moment, it should be obvious that subtracting eq. (4.14) from eq. (4.13) for the Euler-Lagrange equation of motion for x_i will result in the cancellation of the first term. As such, we have

$$\frac{d}{dt} \left(\frac{\partial \mathcal{L}_{\phi_t}}{\partial \dot{x}_i} \right) - \frac{\partial \mathcal{L}_{\phi_t}}{\partial x_i} = \rho \dot{y}_i \left[\partial_{y_i} \int \partial_{x_i} \phi_i dA - \partial_{x_i} \int \partial_{y_i} \phi_i dA \right], \quad (4.15)$$

which, after the detailed computation presented in appendix B, yields

$$\frac{d}{dt} \left(\frac{\partial \mathcal{L}_{\phi_t}}{\partial \dot{x}_i} \right) - \frac{\partial \mathcal{L}_{\phi_t}}{\partial x_i} = \rho \dot{y}_i \left[\sum_{\substack{j \\ i \neq j}} \left(\int_{\partial_{c_j}} \partial_{x_i} \phi_i \, dx - \int_{\partial_{c_j}} \partial_{y_i} \phi_i \, dy \right) - \Gamma_i \right], \quad (4.16)$$

where the final integrals are performed over the j^{th} vortex boundary ∂_{c_j} and they are evaluated numerically. Also, for clarity and brevity, the numerical integrals are denoted as

$$I_{x_{ij}} = \int_{\partial_{c_j}} \partial_{x_i} \phi_i \, dx, \quad I_{y_{ij}} = \int_{\partial_{c_j}} \partial_{y_i} \phi_i \, dy, \quad (4.17)$$

resulting in the final form

$$\frac{d}{dt} \left(\frac{\partial \mathcal{L}_{\phi_t}}{\partial \dot{x}_i} \right) - \frac{\partial \mathcal{L}_{\phi_t}}{\partial x_i} = \rho \dot{y}_i \left[\sum_{\substack{j \\ i \neq j}} (I_{x_{ij}} - I_{y_{ij}}) - \Gamma_i \right]. \quad (4.18)$$

Similarly, the y_i equation is written as

$$\frac{d}{dt} \left(\frac{\partial \mathcal{L}_{\phi_t}}{\partial \dot{y}_i} \right) - \frac{\partial \mathcal{L}_{\phi_t}}{\partial y_i} = \rho \dot{x}_i \left[\sum_{\substack{j \\ i \neq j}} (I_{y_{ij}} - I_{x_{ij}}) + \Gamma_i \right]. \quad (4.19)$$

4.2. Equations of Motion

We are now ready to write the final form of the equations of motion from the Euler-Lagrange equation (3.2), where $\mathbf{q} = (x_1, y_1, \dots, x_N, y_N)$, the Lagrangian $\mathcal{L} = \mathcal{L}_\phi + \mathcal{L}_C$, the contributions of different terms are given in eqs. (4.4), (4.7), (4.18) and (4.19).

Substituting eqs. (4.4), (4.7), (4.18) and (4.19) into the Euler-Lagrange equation (3.2), while assuming the motion taking place in a horizontal plan, we obtain

$$m_i \ddot{x}_i + \frac{\rho \Gamma_i}{2\pi} \sum_{\substack{j \\ i \neq j}} \Gamma_j \frac{(x_i - x_j)}{r_{ij}^2} + \rho \dot{y}_i \left[\sum_{\substack{j \\ i \neq j}} (I_{x_{ij}} - I_{y_{ij}}) - \Gamma_i \right] = 0 \quad (4.20)$$

$$m_i \ddot{y}_i + \frac{\rho \Gamma_i}{2\pi} \sum_{\substack{j \\ i \neq j}} \Gamma_j \frac{(y_i - y_j)}{r_{ij}^2} + \rho \dot{x}_i \left[\sum_{\substack{j \\ i \neq j}} (I_{y_{ij}} - I_{x_{ij}}) + \Gamma_i \right] = 0 \quad (4.21)$$

which considering $m_i = \rho \pi a^2$, results in

$$\ddot{x}_i = -\frac{\Gamma_i}{2\pi^2 a^2} \sum_{\substack{j \\ i \neq j}} \Gamma_j \frac{(x_i - x_j)}{r_{ij}^2} - \frac{\dot{y}_i}{\pi a^2} \left[\sum_{\substack{j \\ i \neq j}} (I_{x_{ij}} - I_{y_{ij}}) - \Gamma_i \right] \quad (4.22)$$

$$\ddot{y}_i = -\frac{\Gamma_i}{2\pi^2 a^2} \sum_{\substack{j \\ i \neq j}} \Gamma_j \frac{(y_i - y_j)}{r_{ij}^2} - \frac{\dot{x}_i}{\pi a^2} \left[\sum_{\substack{j \\ i \neq j}} (I_{y_{ij}} - I_{x_{ij}}) + \Gamma_i \right] \quad (4.23)$$

These equations represent the sought dynamical equations of motion that describe true dynamics of free vortices from first principles: the Principle of Least Action. They are second-order in nature, capturing inertial effects of the core. Interestingly, in the limit of a vanishing core size ($a \rightarrow 0$), m_i , $I_{x_{ij}}$ and $I_{y_{ij}}$ go to zero, and the resulting dynamics eqs. (4.22) and (4.23) reduce to the first-order equations given by the KR Hamiltonian. However, for a finite-size cores, the new dynamics given by eqs. (4.22) and (4.23) are richer

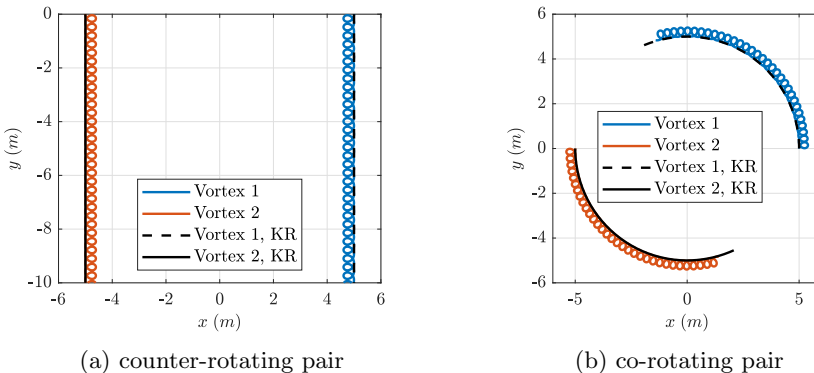


Figure 2: Simulation of proposed variational vortex dynamics model against the KR model for a pair of vortices. The initial velocities are set to five times the Biot-Savart induced velocity in the same direction.

than the first-order kinematic equations of the KR Hamiltonian, which merely recover the Biot-Savart law. In particular, they allow enforcing an initial condition on velocity, similar to any typical problem in dynamics. Moreover, the analysis allows for extension to time-varying vortices where $\dot{\Gamma}$ -terms will appear. Also, arbitrary conservative forces (e.g., gravitational, electric) can be easily incorporated in the framework, in contrast to the standard analysis based on the KR-function. These extensions will be considered in future work. However, to show the value of the proposed new formulation, some case studies will be presented below. Moreover, if dense-mass, point vortices are considered (i.e., the numerical integrals $I_{x_{ij}}$, $I_{y_{ij}}$ vanish, but the core mass m_i is retained), the resulting equations of motion along with the Hamiltonian (see appendix C) reduce to those deduced by Ragazzo *et al.* (1994) relying on analogy with electromagnetism. The recovery of the proposed formulation to the special cases of the KR formulation and Ragazzo's provides some credibility to the presented approach.

5. Case Studies

Different case studies are presented to highlight the similarity and difference between the motions resulting from the proposed model and the standard KR model (i.e., Biot-Savart law). As pointed above, the proposed variational dynamics result in the KR solution for small vortex radii. However, one of the major differences between the two formulations is that the kinematic KR equations are first-order allowing only initial conditions of vortex position to be assigned whereas the proposed equations are second-order, admitting arbitrary initial velocities in addition. Therefore, the similarity between the resulting two motions does not necessarily happen when the initial velocities do not match the induced velocities by the Biot-Savart law.

Equal strength vortex couples are considered in fig. 2 with radius $a = 1$ and $\Gamma = 10\pi$. The trajectories of the vortex couples are presented in comparison to the KR motion. The trajectory of a counter-rotating vortex couple is shown in fig. 2a while fig. 2b shows the trajectory of a co-rotating pair. For this case of small vortex cores (in comparison to the relative distance), when the model is initialized with the Biot-Savart induced velocity, almost-exact matching with the KR motion is obtained (black trajectory in fig. 2). However, when the proposed model is initialized with a different value in the same direction, the resulting dynamics (red and blue trajectories in fig. 2) are richer. The

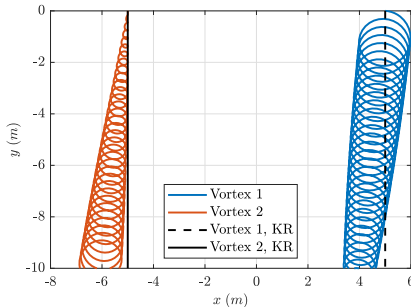


Figure 3: Simulation of the variational vortex dynamics model presenting the deviation of a counter-rotating vortex couple from the KR trajectory. Initial velocities for the vortices are $v_{1_0} = (0i, -0.5j)$ and $v_{2_0} = (10i, -0.5j)$, respectively.

resulting motion is composed of fast and slow time scales. The slow dynamics (average solution) possesses a similar behavior to the KR one (in many but not all cases, as shown below), though the vortex pairs act like magnets; opposite sign attract (fig. 2a), and same sign repel (fig. 2b). Around this averaged response, there are oscillations in the fast time scale.

The behavior of the slow dynamics is not always similar to that of the KR model. In fig. 3, a pair of counter-rotating vortices are simulated, and the system is initialized with the Biot-Savart induced velocity (i.e., down), however, the vortex on the right is given an additional initial velocity to the right. These initial conditions resulted in quite different averaged behaviors of the two vortices, as shown in fig. 3. The effect of the initial velocity on the averaged motion of interacting vortices, as demonstrated above, points to the interesting application of vortex motion control. Imagine a large vortex (e.g., a hurricane) that we like to deviate its motion from an anticipated trajectory. One can then pose the interesting question: Can we set a group of vortices in motion with specified initial velocities in the neighborhood of the large vortex so that its net motion deviates from the anticipated trajectory in the absence of these vortices (e.g., a hurricane misses hitting the land)? Using a similar approach to the one presented above, one can answer such a question.

To further demonstrate the capability of the developed vortex model to capture dynamical features that cannot be directly captured by the usual KR formulation, we consider a charged particle inside the core of each vortex and that the motion takes place in the presence of a constant-strength electric field. In this case, each vortex will experience a *Lorentz* force $\mathbf{F} = q\mathbf{E}$, where q is the particle's charge and \mathbf{E} is the electric field vector. The effect of this electric field on the motion of the vortex system cannot be directly obtained from the standard kinematic formulation using the KR function. A true dynamical formulation is invoked instead. Therefore, it is straightforward to account for this effect using the developed dynamical formulation where forces can be considered. Simply, the right hand sides of eqs. (4.22) and (4.23) will be modified by adding $q_i E_x / m_i$ and $q_i E_y / m_i$, respectively, where E_x and E_y are the components of the electric field in the x and y directions, respectively, and q_i is the charge of the i^{th} vortex. Alternatively, one could add $-\sum_i q_i \Phi(x_i, y_i)$ to the Lagrangian function, where Φ is the scalar electrostatic potential ($\mathbf{E} = -\nabla\Phi$). For simplicity, we considered a large electric field and small charges so that the Coulomb force is negligible with respect to the Lorentz force. In the following simulations, we considered $|q\mathbf{E}|/m = g$, where g is the gravitational acceleration, and all motions are initialized with the KR velocities.

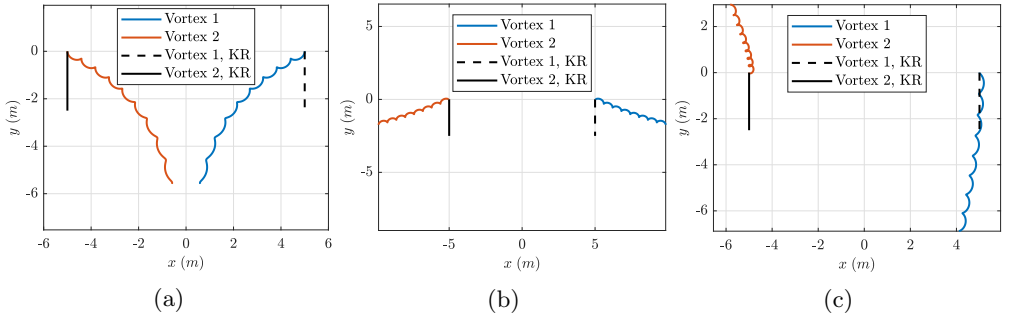


Figure 4: Different simulations for counter-rotating pair of vortices with same charge placed in a constant-strength electric field. Simulations are initialized by the Biot-Savart induced velocity and electric field direction for each case is listed as: (a) $\mathbf{E} \downarrow$, (b) $\mathbf{E} \uparrow$ and (c) $\mathbf{E} \rightarrow$.

Figure 4 shows a pair of counter-rotating vortices of the same strength and the same charge placed in an electric field of constant strength. Figure 4a shows the resulting motion when the electric field is pointing downward (negative y). This implies that the vortices will accelerate downward beyond the KR value dictated by the Biot-Savart law, which will in turn cause an acceleration in the x -direction because of the term $\dot{y}_i \Gamma_i$ in eq. (4.22). As a result, the two counter-rotating vortices attract towards one other. Note that the simulation should not be deemed valid when the vortices get very close to each other. On the other hand, reversing the direction of the electric field (i.e., opposite to the KR velocity), the KR y -motion is decelerated, leading the counter-rotating vortices to repel, as shown in fig. 4b. Interestingly, applying an electric field in the horizontal direction ($+x$), we obtain the response in fig. 4c, which is non-intuitive. Although the applied electric force is in the x -direction, the net effect is much more significant in the y -direction. Moreover, even the effect in the x -motion is counter-intuitive; both vortices drift in the negative x -axis (opposite to the direction of the applied electric force). At the beginning, there is an acceleration for both vortices in the x -direction. However, the slightest velocity in x activates the term $-\dot{x}_i \Gamma_i$ in the \ddot{y}_i eq. (4.23), which causes a downward acceleration for the right vortex and an upward acceleration for the left vortex (of negative strength). These vertical accelerations, in turn, affect the x -motion through the term $\dot{y}_i \Gamma_i$ in eq. (4.22), causing both vortices to drift to the left (opposite to the applied force). This interesting interaction between the motion induced by the electric force and the motion induced by the *vortex force* ($\dot{y}_i \Gamma_i, -\dot{x}_i \Gamma_i$) is naturally captured in the developed dynamic model. Although the KR motion is not really relevant here, it is presented for comparison in figs. 4 and 5.

Figure 5 shows the motion of a pair of counter-rotating vortices of equal strength, but of equal and opposite charges placed in a constant-strength electric field. Figure 5a shows the response to an upward electric field causing an upward force on the right vortex (with positive charge) and a downward force on the left vortex (with negative charge). Yet, both vortices move downward and the significant effect is a drift in the x -direction due to the interaction mentioned above: the downward acceleration of the left vortex causes an acceleration in the x -direction through the term $\dot{y}_i \Gamma_i$ in eq. (4.22), which in turn causes an upward acceleration through the term $-\dot{x}_i \Gamma_i$ in eq. (4.23). Similar behavior occurs with the right vortex; initially, it experiences an upward acceleration from the electric force, which causes an x -acceleration through the term $\dot{y}_i \Gamma_i$ in eq. (4.22). This x -motion, in turn, causes a negative y -acceleration through the term $-\dot{x}_i \Gamma_i$ in eq. (4.23).

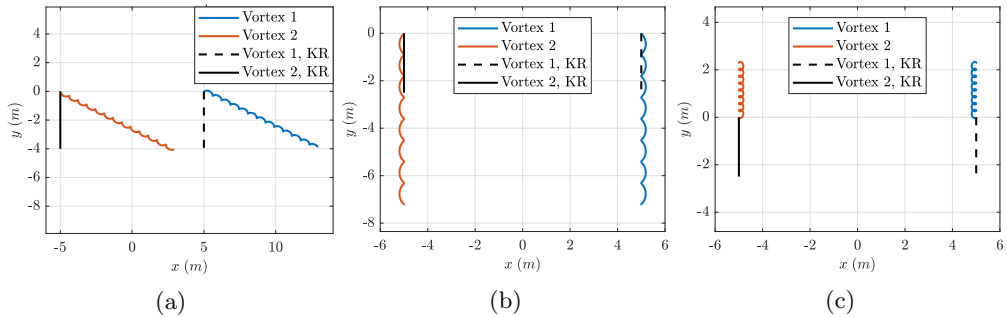


Figure 5: Different simulations for counter-rotating pair of vortices with opposite charge placed in a constant-strength electric field. Simulations are initialized by the Biot-Savart induced velocity; electric field direction and charge sign for each case are listed as: (a) $\mathbf{E} \uparrow$, $+q_1$ and $-q_2$, (b) $\mathbf{E} \rightarrow$, $+q_1$ and $-q_2$ and (c) $\mathbf{E} \rightarrow$, $-q_1$ and $+q_2$.

As a result, the right vortex, though forced by an upward force, moves to the right and downward, which is quite a non-intuitive behavior.

Figure 5b shows the response to an electric field in the x -direction, causing a right force on the right vortex and a left force on the left vortex (with the opposite charge); i.e., pulling the vortices away from each other. However, no considerable net effect is observed in contrast to the other scenarios. The initial right motion of the right vortex due to the electric force causes a downward acceleration, which in turn causes a negative x -acceleration that opposes the electrodynamic acceleration. The situation leads to an equilibrium with a periodic solution close to the KR motion. The behavior in fig. 5c is quite interesting, which presents the motion due to an electric field to the left, causing a left force on the right vortex and a right force on the left vortex; i.e., pushing the vortices towards one another. However, the response is counter-intuitive as usual due to the interesting interaction between the electrodynamic force and the hydrodynamic vortex force. Instead of getting closer to each other (to comply with the applied force), the two vortices move upward opposite to their initial KR velocity. As usual, the vortices initially follow the applied electric force (i.e., get closer to one another). This x motion causes an upward acceleration to both vortices, which causes an x -acceleration opposite to the electrodynamic one for both vortices.

The interaction between the electrodynamic force and the vortex force ($\dot{y}_i \Gamma_i$ in the x -direction and $-\dot{x}_i \Gamma_i$ in the y -direction) leads to very interesting behaviors: when pulling vortices downward (i.e., in the same direction as their KR initial velocity), they attract (fig. 4a); when pulling them upward (i.e., opposite to their KR initial velocity), they repel (fig. 4b); when they pushed together to the right, they both end up moving to the left with one upward and one downward (fig. 4c); when pulling them away from each other, they almost did not respond (fig. 5b); and when pushing them towards one another, they move upward (fig. 5c). It is quite non-intuitive, yet explainable from the physics of the dynamic model in eqs. (4.22) and (4.23). This nonlinear behavior presents the dynamic model (4.22, 4.23) as a rich mechanical system for geometric mechanics and control analysis using Lie brackets (Bullo & Lewis 2019; Hassan & Taha 2019; Taha *et al.* 2021b) where the concepts of *anholonomy* (Baillieul & Lehman 1996), geometric phases (Marsden *et al.* 1991; Marsden 1997), and nonlinear controllability (Hassan & Taha 2017; Taha *et al.* 2021a) can be demonstrated.

6. Conclusion

We introduced the use of Hamilton’s principle of least action to develop a novel variational formulation for vortex dynamics. The developed model is fundamentally different from previous models in the literature, which are typically devised to recover a pre-known set of ODEs that are purely kinematical (first-order in position). In fact, they merely provide a Hamiltonian formulation of the kinematic equations of the Biot-Savart law. In contrast, the new model is based on formal variational principles for a continuum of inviscid fluid. As such, the model is dynamic in nature, constituting of second-order ODEs in position, which allows specifying initial velocities for the vortex patches and external forces (e.g., electromagnetic). The model provided rich and intriguing dynamics for counter and co-rotating vortex pairs. In the limit to a vanishing core size, the Biot-Savart kinematical behavior is recovered. For a finite core size, there is a multi-time-scale behavior: a slow dynamics that resembles the Biot-Savart motion, and a fast dynamics that results in fast oscillations around the Biot-Savart motion. However, for some given initial conditions, the averaged motion is considerably different from the Biot-Savart motion. The situation becomes interesting when an electric field is applied to a charged particle inside the vortex core. In this case, the interaction between the electrodynamic force and the hydrodynamic vortex force leads to non-intuitive behavior. For example, when a pair of counter-rotating vortices were pulled away from each other by the electric force, they moved normal to this force and opposite to their initial Biot-Savart motion; and when they were pulled in the same direction of their initial velocity, they attract to one another (normal to the applied force). This interesting nonlinear dynamics present the developed dynamical model as a rich example in geometric mechanics and control where concepts of anholonomy, geometric phases, and nonlinear controllability can be demonstrated.

Acknowledgments

This material is based upon work supported by National Science Foundation grant number CBET-2005541. The first author would like to thank Mahmoud Abdelgalil, Ph.D., at University of California Irvine for fruitful discussions.

REFERENCES

- ALEKSEENKO, SERGE VLADIMIROVICH, KUIBIN, PAVEL ANATOLEVICH & OKULOV, VALERI LEONIDOVICH 2007 *Theory of concentrated vortices: an introduction*. Springer Science & Business Media.
- AREF, HASSAN 1979 Motion of three vortices. *The Physics of Fluids* **22** (3), 393–400.
- AREF, HASSAN 1983 Integrable, chaotic, and turbulent vortex motion in two-dimensional flows. *Annual Review of Fluid Mechanics* **15** (1), 345–389.
- AREF, HASSAN 1984 Stirring by chaotic advection. *Journal of fluid mechanics* **143**, 1–21.
- AREF, HASSAN 1989 Three-vortex motion with zero total circulation: Addendum. *Zeitschrift für angewandte Mathematik und Physik ZAMP* **40** (4), 495–500.
- AREF, HASSAN 2007 Point vortex dynamics: a classical mathematics playground. *Journal of mathematical Physics* **48** (6), 065401.
- AREF, HASSAN & POMPHREY, NEIL 1980 Integrable and chaotic motions of four vortices. *Physics Letters A* **78** (4), 297–300.
- AREF, HASSAN & POMPHREY, NEIL 1982 Integrable and chaotic motions of four vortices. i. the case of identical vortices. *Proceedings of the Royal Society of London. A. Mathematical and Physical Sciences* **380** (1779), 359–387.
- AREF, HASSAN, ROTT, NICHOLAS & THOMANN, HANS 1992 Gröbli’s solution of the three-vortex problem. *Annual Review of Fluid Mechanics* **24** (1), 1–21.

- AREF, HASSAN & STREMLER, MARK A 1999 Four-vortex motion with zero total circulation and impulse. *Physics of Fluids* **11** (12), 3704–3715.
- BAILLIEUL, J. & LEHMAN, B. 1996 Open-loop control using oscillatory inputs. *CRC Control Handbook* pp. 967–980.
- BATCHELOR, GK 1967 *An introduction to fluid dynamics*. Cambridge university press.
- BATEMAN, HARRY 1929 Notes on a differential equation which occurs in the two-dimensional motion of a compressible fluid and the associated variational problems. *Proceedings of the Royal Society of London. Series A, Containing Papers of a Mathematical and Physical Character* **125** (799), 598–618.
- BERDICHEVSKY, VICTOR L 2009 Variational principles. In *Variational Principles of Continuum Mechanics*, pp. 3–44. Springer.
- BORISOV, AV, MAMAEV, IS & RAMODANOV, SM 2005a Dynamics of a circular cylinder interacting with point vortices. *Discrete & Continuous Dynamical Systems-B* **5** (1), 35.
- BORISOV, ALEXEY VLADIMIROVICH & MAMAEV, IVAN SERGEEVICH 2004 Integrability of the problem of the motion of a cylinder and a vortex in an ideal fluid. *Mathematical Notes* **75** (1), 19–22.
- BORISOV, ALEXEY VLADIMIROVICH, MAMAEV, IVAN SERGEEVICH & RAMODANOV, SERGEI M 2005b Motion of a circular cylinder and n point vortices in a perfect fluid. *arXiv preprint nlin/0502029*.
- BORISOV, ALEXEY V, MAMAEV, IVAN S & RAMODANOV, SERGEY M 2007 Dynamic interaction of point vortices and a two-dimensional cylinder. *Journal of mathematical physics* **48** (6), 065403.
- BRETHERTON, FRANCIS P 1970 A note on hamilton’s principle for perfect fluids. *Journal of Fluid Mechanics* **44** (1), 19–31.
- BROWN, CE & MICHAEL, WH 1954 Effect of leading-edge separation on the lift of a delta wing. *Journal of the Aeronautical Sciences* **21** (10), 690–694.
- BULLO, FRANCESCO & LEWIS, ANDREW D 2019 *Geometric control of mechanical systems: modeling, analysis, and design for simple mechanical control systems*, , vol. 49. Springer.
- BURNS, JOHN A 2013 *Introduction to the calculus of variations and control with modern applications*. CRC Press.
- CHAPMAN, DAVID MF 1978 Ideal vortex motion in two dimensions: symmetries and conservation laws. *Journal of Mathematical Physics* **19** (9), 1988–1992.
- CLEBSCH, ALFRED 1859 Ueber die integration der hydrodynamischen gleichungen. .
- COTTET, GEORGES-HENRI, KOUMOUTSAKOS, PETROS D & OTHERS 2000 *Vortex methods: theory and practice*, , vol. 8. Cambridge university press Cambridge.
- CROWDY, DARREN 2020 *Solving problems in multiply connected domains*. SIAM.
- DEEM, GARY S & ZABUSKY, NORMAN J 1978 Vortex waves: Stationary” v states,” interactions, recurrence, and breaking. *Physical Review Letters* **40** (13), 859.
- ECKHARDT, BRUNO & AREF, HASSAN 1988 Integrable and chaotic motions of four vortices ii. collision dynamics of vortex pairs. *Philosophical Transactions of the Royal Society of London. Series A, Mathematical and Physical Sciences* **326** (1593), 655–696.
- ELDRIDGE, JEFF D 2019 *Mathematical Modeling of Unsteady Inviscid Flows*. Springer.
- EYINK, GREGORY L 2010 Stochastic least-action principle for the incompressible navier–stokes equation. *Physica D: Nonlinear Phenomena* **239** (14), 1236–1240.
- FUKAGAWA, HIROKI & FUJITANI, YUHEI 2012 A variational principle for dissipative fluid dynamics. *Progress of Theoretical Physics* **127** (5), 921–935.
- GALLEY, CHAD R, TSANG, DAVID & STEIN, LEO C 2014 The principle of stationary nonconservative action for classical mechanics and field theories. *arXiv preprint arXiv:1412.3082*.
- GAY-BALMAZ, FRANÇOIS & YOSHIMURA, HIROAKI 2017 A lagrangian variational formulation for nonequilibrium thermodynamics. part ii: continuum systems. *Journal of Geometry and Physics* **111**, 194–212.
- GLAUERT, HERMANN 1926 *The elements of aerofoil and airscrew theory*. Cambridge university press.
- GOLDSTEIN, HERBERT, POOLE, CHARLES & SAFKO, JOHN 2002 Classical mechanics.
- GOMES, DIOGO AGUIAR 2005 A variational formulation for the navier-stokes equation. *Communications in mathematical physics* **257** (1), 227–234.

- GONZALEZ, CODY & TAHA, HAITHAM E 2022 A variational theory of lift. *Journal of Fluid Mechanics* **941**.
- GRÖBLI, WALTER 1877 *Specielle Probleme über die Bewegung geradliniger paralleler Wirbelfäden*, , vol. 8. Druck von Zürcher und Furrer.
- HALD, OLE & DEL PRETE, VINCENZA MAUCERI 1978 Convergence of vortex methods for euler's equations. *Mathematics of Computation* **32** (143), 791–809.
- HALD, OLE H 1979 Convergence of vortex methods for euler's equations. ii. *SIAM Journal on Numerical Analysis* **16** (5), 726–755.
- HARGREAVES, R 1908 Xxxvii. a pressure-integral as kinetic potential. *The London, Edinburgh, and Dublin Philosophical Magazine and Journal of Science* **16** (93), 436–444.
- HASSAN, AHMED M & TAHA, HAITHAM E 2017 Geometric control formulation and nonlinear controllability of airplane flight dynamics. *Nonlinear Dynamics* **88**, 2651–2669.
- HASSAN, AHMED M & TAHA, HAITHAM E 2019 Differential-geometric-control formulation of flapping flight multi-body dynamics. *Journal of Nonlinear Science* **29**, 1379–1417.
- HELMHOLTZ, H VON 1858 Über integrale der hydrodynamischen gleichungen, welche den wirbelbewegungen entsprechen. .
- HELMHOLTZ, H VON 1867 Lxiii. on integrals of the hydrodynamical equations, which express vortex-motion. *The London, Edinburgh, and Dublin Philosophical Magazine and Journal of Science* **33** (226), 485–512.
- HERIVEL, JW 1955 The derivation of the equations of motion of an ideal fluid by hamilton's principle. In *Mathematical Proceedings of the Cambridge Philosophical Society*, , vol. 51, pp. 344–349. Cambridge University Press.
- HUSSEIN, AHMED A, TAHA, HAITHAM E, RAGAB, SAAD & HAJJ, MUHAMMAD R 2018 A variational approach for the dynamics of unsteady point vortices. *Aerospace Science and Technology* **78**, 559–568.
- KERSWELL, RR 1999 Variational principle for the navier-stokes equations. *Physical Review E* **59** (5), 5482.
- KIRCHHOFF, GUSTAV & HENSEL, KURT 1883 *Vorlesungen über mathematische Physik*, , vol. 1. Druck und Verlag von BG Teubner.
- LAMB, HORACE 1924 *Hydrodynamics*. University Press.
- LANCZOS, CORNELIUS 2020 The variational principles of mechanics. In *The Variational Principles of Mechanics*. University of Toronto press.
- LEONARD, ANTHONY 1980 Vortex methods for flow simulation. *Journal of Computational Physics* **37** (3), 289–335.
- LIN, CC 1941a On the motion of vortices in two dimensions: I. existence of the kirchhoff-routh function. *Proceedings of the National Academy of Sciences of the United States of America* **27** (12), 570.
- LIN, CC 1941b On the motion of vortices in two dimensions-ii some further investigations on the kirchhoff-routh function. *Proceedings of the National Academy of Sciences of the United States of America* pp. 575–577.
- LIN, CC 1961 Hydrodynamics of helium ii. *Tech. Rep.*. Massachusetts Inst. of Tech., Cambridge.
- LOFFREDO, MARIA I 1989 Eulerian variational principle for ideal hydrodynamics and two-fluid representation. *Physics Letters A* **135** (4-5), 294–297.
- LUKE, JON CHRISTIAN 1967 A variational principle for a fluid with a free surface. *Journal of Fluid Mechanics* **27** (2), 395–397.
- MARSDEN, JE, O'REILLY, OM, WICKLIN, FJ & ZOMBROS, BW 1991 Symmetry, stability, geometric phases, and mechanical integrators. *Nonlinear Science Today* **1** (1), 4–11.
- MARSDEN, JERROLD E 1997 Geometric foundations of motion and control. In *Motion, Control, and Geometry: Proceedings of a Symposium, Board on Mathematical Science, National Research Council Education, National Academies Press, Washington, DC*.
- MAXWELL, J 1869 Remarks on the mathematical classification of physical quantities. *Proceedings of the London Mathematical Society* **1** (1), 224–233.
- MELESHKO, VYACHESLAV V & AREF, HASSAN 2007 A bibliography of vortex dynamics 1858–1956. *Advances in Applied Mechanics* **41** (197), 197–292.
- MICHELIN, SÉBASTIEN & LLEWELLYN SMITH, STEFAN G 2009 An unsteady point vortex method for coupled fluid–solid problems. *Theoretical and Computational Fluid Dynamics* **23** (2), 127–153.

- MILNE-THOMSON, LOUIS MELVILLE 1973 *Theoretical aerodynamics*. Courier Corporation.
- MILNE-THOMSON, LOUIS MELVILLE 1996 *Theoretical hydrodynamics*. Courier Corporation.
- MORRISON, PHILIP J 1998 Hamiltonian description of the ideal fluid. *Reviews of modern physics* **70** (2), 467.
- NEWTON, PAUL K 2013 *The N-vortex problem: analytical techniques*, , vol. 145. Springer Science & Business Media.
- NEWTON, PAUL K 2014 Point vortex dynamics in the post-aref era. *Fluid Dynamics Research* **46** (3), 031401.
- OLVA, W 1996 The motion of two dimensional vortices with mass as a singular perturbation hamiltonian problem. *New Trends for Hamiltonian Systems and Celestial Mechanics* **8**, 301–310.
- PENFIELD, PAUL 1966 Hamilton’s principle for fluids. *The Physics of Fluids* **9** (6), 1184–1194.
- PIERREHUMBERT, RT 1980 A family of steady, translating vortex pairs with distributed vorticity. *Journal of Fluid Mechanics* **99** (1), 129–144.
- PULLIN, DI 1992 Contour dynamics methods. *Annual review of fluid mechanics* **24** (1), 89–115.
- RAGAZZO, C GROTTA, KOILLER, J & OLIVA, WM 1994 On the motion of two-dimensional vortices with mass. *Journal of Nonlinear Science* **4** (1), 375–418.
- RAMODANOV, SERGEY MIKHAILOVICH 2001 Motion of a circular cylinder and a vortex in an ideal fluid. *Regular and chaotic dynamics* **6** (1), 33–38.
- RAMODANOV, SERGEY M & SOKOLOV, SERGEY V 2021 Dynamics of a circular cylinder and two point vortices in a perfect fluid. *Regular and Chaotic Dynamics* **26** (6), 675–691.
- ROTT, NICHOLAS 1989 Three-vortex motion with zero total circulation. *Zeitschrift für angewandte Mathematik und Physik ZAMP* **40** (4), 473–494.
- ROTT, NICHOLAS 1990 Constrained three-and four-vortex problems. *Physics of Fluids A: Fluid Dynamics* **2** (8), 1477–1480.
- ROUTH, EDWARD JOHN 1880 Some applications of conjugate functions. *Proceedings of the London Mathematical Society* **1** (1), 73–89.
- SAFFMAN, PG & SZETO, R 1980 Equilibrium shapes of a pair of equal uniform vortices. *The Physics of Fluids* **23** (12), 2339–2342.
- SAFFMAN, PHILIP G 1992 *Vortex dynamics*. Cambridge university press.
- SALMON, RICK 1988 Hamiltonian fluid mechanics. *Annual review of fluid mechanics* **20** (1), 225–256.
- SELIGER, ROBERT L & WHITHAM, GERALD BERESFORD 1968 Variational principles in continuum mechanics. *Proceedings of the Royal Society of London. Series A. Mathematical and Physical Sciences* **305** (1480), 1–25.
- SERRIN, JAMES 1959 Mathematical principles of classical fluid mechanics. In *Fluid Dynamics I/Strömungsmechanik I*, pp. 125–263. Springer.
- SHASHIKANTH, BANAVARA N, MARSDEN, JERROLD E, BURDICK, JOEL W & KELLY, SCOTT D 2002 The hamiltonian structure of a two-dimensional rigid circular cylinder interacting dynamically with n point vortices. *Physics of Fluids* **14** (3), 1214–1227.
- SMITH, STEFAN G LLEWELLYN 2011 How do singularities move in potential flow? *Physica D: Nonlinear Phenomena* **240** (20), 1644–1651.
- SYNGE, JL 1949 On the motion of three vortices. *Canadian Journal of Mathematics* **1** (3), 257–270.
- TAHA, HAITHAM E, HASSAN, AHMED & FOUDA, MOATASEM 2021a Nonlinear flight physics of the lie bracket roll mechanism. *Nonlinear Dynamics* **106**, 1627–1646.
- TAHA, HAITHAM E, OLEA, LAURA PLA, KHALIFA, NABIL, GONZALEZ, CODY & REZAEI, AMIR S 2021b Geometric-control formulation and averaging analysis of the unsteady aerodynamics of a wing with oscillatory controls. *Journal of Fluid Mechanics* **928**, A30.
- TAHA, HAITHAM E & REZAEI, AMIR S 2020 On the high-frequency response of unsteady lift and circulation: A dynamical systems perspective. *Journal of Fluids and Structures* **93**, 102868.
- TALLAPRAGADA, PHANINDRA & KELLY, SCOTT DAVID 2013 Reduced-order modeling of propulsive vortex shedding from a free pitching hydrofoil with an internal rotor. In *2013 American Control Conference*, pp. 615–620. IEEE.
- TCHIEU, ANDREW A & LEONARD, ANTHONY 2011 A discrete-vortex model for the arbitrary

motion of a thin airfoil with fluidic control. *Journal of fluids and structures* **27** (5-6), 680–693.

TRUESDELL, CLIFFORD 2018 *The kinematics of vorticity*. Courier Dover Publications.

WANG, CHENGJIE & ELDREDGE, JEFF D 2013 Low-order phenomenological modeling of leading-edge vortex formation. *Theoretical and Computational Fluid Dynamics* **27** (5), 577–598.

WU, JIE-ZHI, MA, HUI-YANG & ZHOU, M-D 2007 *Vorticity and vortex dynamics*. Springer Science & Business Media.

YASUE, KUNIO 1983 A variational principle for the navier-stokes equation. *Journal of Functional Analysis* **51** (2), 133–141.

ZABUSKY, NORMAN J, HUGHES, MH & ROBERTS, KV 1979 Contour dynamics for the euler equations in two dimensions. *Journal of computational physics* **30** (1), 96–106.

Appendix A. Flow KE Integrals

The KE calculation procedure is shown here, it relies on potential flow relations, topology and integral theorems. Reader knowledge are assumed to be present, for familiarization with these topics please refer to Lamb (1924); Milne-Thomson (1996, 1973); Batchelor (1967); Saffman (1992); Eldredge (2019); Crowdy (2020). The 2D KE is given as

$$T = \frac{\rho}{2} \int (u^2 + v^2) dA, \quad (\text{A } 1)$$

knowing that 2D irrotational flow satisfies the following

$$u = \frac{\partial \psi}{\partial y}, \quad v = -\frac{\partial \psi}{\partial x}, \quad \omega_z = \frac{\partial v}{\partial x} - \frac{\partial u}{\partial y} = 0, \quad (\text{A } 2)$$

and substituting it in eq. (A 1), will result in

$$T = \frac{\rho}{2} \int \left(u \frac{\partial \psi}{\partial y} - v \frac{\partial \psi}{\partial x} - \psi \omega_z \right) dA = \frac{\rho}{2} \int \frac{\partial(u\psi)}{\partial y} - \frac{\partial(v\psi)}{\partial x} dA = \frac{\rho}{2} \int \psi \omega_z dA. \quad (\text{A } 3)$$

This final representation of the KE applies for irrotational and rotational flows, however, we will restrict the current computation for irrotational only. The area integrals will be converted to line ones using Stokes' theorem. This conversion is performed after transforming the multiply-connected domain to a simply-connected domain through the construction of fictitious barriers found in fig. 1, which yields

$$T = \frac{\rho}{2} \oint \psi \mathbf{u} \cdot d\mathbf{l} = \frac{\rho}{2} \int \psi d\phi. \quad (\text{A } 4)$$

The above expression will be evaluated carefully over the different domain boundaries and constructed barriers while taking in consideration the cyclic constant Γ of the multi-valued function ϕ . The result is represented as:

$$\begin{aligned} T &= \frac{\rho}{2} \left[\int_{\partial_{c_i}} \psi d\phi + \int_{\partial_{\Omega}} \psi d\phi + \int_{\sigma_i} \psi d\phi \right] \\ &= \frac{\rho}{2} \left[\sum_{i \neq j} \Gamma_i \psi_j|_i + \sum \Gamma_i \psi_i|_{\partial_{c_i}} + \Psi|_R \Gamma_R + \sum \Gamma_i \Psi|_R \right]. \quad (\text{A } 5) \end{aligned}$$

By this, the KE representation is achieved and further analysis over different terms with extra simplifications are discussed in section 4.1.1.

Appendix B. $\partial_t \phi$ Lagrangian Calculation

Starting from eq. (4.15) the integrals will be evaluated to reach the final form in eq. (4.16). Each term I_y and I_x , will be computed separately as shown below.

$$\frac{d}{dt} \left(\frac{\partial \mathcal{L}_{\phi_t}}{\partial \dot{x}_i} \right) - \frac{\partial \mathcal{L}_{\phi_t}}{\partial x_i} = \rho \dot{y}_i \left[\underbrace{\partial_{y_i} \int \partial_{x_i} \phi_i dA}_{I_y} - \underbrace{\partial_{x_i} \int \partial_{y_i} \phi_i dA}_{I_x} \right]. \quad (\text{B } 1)$$

Relying on the reciprocal property of the potential function ϕ between parameterization (x, y) co-ordinates and generalized one (x_i, y_i) ,

$$\partial_{y_i} \phi_i = -\partial_y \phi_i, \quad \partial_{x_i} \phi_i = -\partial_x \phi_i, \quad (\text{B } 2)$$

the I_y integral could be simplified and transformed to a boundary integral as:

$$I_y = \partial_{y_i} \int \partial_{x_i} \phi_i dA = -\partial_{y_i} \int \partial_x \phi_i dx dy = -\partial_{y_i} \int_{\partial} \phi_i dy. \quad (\text{B } 3)$$

Following fig. 1 the integral will be performed for each boundary and barriers. Noticing that the barriers are taken to be parallel to the x axis, then I_y will be

$$I_y = -\partial_{y_i} \left\{ \sum_{\substack{j \\ i \neq j}} \int_{\partial_{c_j}} \phi_i dy + \int_{\partial_{\Omega}} \phi_i dy + \int_{\sigma_i^+} \phi_i dy + \int_{\sigma_i^-} \phi_i dy + \int_{\partial_{c_i}} \phi_i dy \right\}, \quad (\text{B } 4)$$

treating ϕ_i as a single-valued function over the boundaries after constructing the barriers, and making sure that $R \gg x_i, y_i$, then the last and second integrals will vanish. Moreover, the third and fourth integral will vanish, the former because of the barrier location and the latter because of setting $\phi_i^- = 0$. By this, the first integral is the only one left and the differentiation could act over the integrand because the integral boundary ∂_{c_j} is independent of y_i (i.e., no need for Leibniz rule). The final form of I_y integral will be

$$I_y = -\sum_{\substack{j \\ i \neq j}} \int_{\partial_{c_j}} \partial_{y_i} \phi_i dy, \quad (\text{B } 5)$$

where it is evaluated numerically over the j^{th} vortex boundary.

The I_x integral will be computed following the same analysis, and it could be written as

$$I_x = -\partial_{x_i} \left\{ \sum_{\substack{j \\ i \neq j}} \int_{\partial_{c_j}} \phi_i dx + \int_{\partial_{\Omega}} \phi_i dx + \int_{\sigma_i^+} \phi_i dx + \int_{\sigma_i^-} \phi_i dx + \int_{\partial_{c_i}} \phi_i dx \right\}. \quad (\text{B } 6)$$

Again as before, the second, fourth and last term vanishes with same analogy. However, the third term will not vanish as $\phi_i^+ = 2\pi$ and it will result into

$$I_x = -\partial_{x_i} \left\{ \sum_{\substack{j \\ i \neq j}} \int_{\partial_{c_j}} \phi_i dx + \Gamma_i (R - x_i - a) \right\} = -\sum_{\substack{j \\ i \neq j}} \int_{\partial_{c_j}} \partial_{x_i} \phi_i dx + \Gamma_i. \quad (\text{B } 7)$$

The end result could be substitute back in eq. (4.15) to get eq. (4.16).

B.1. Numerical Integration

The terms $I_{x_{ij}}, I_{y_{ij}}$ numerical evaluation will be presented below.

$$I_{x_{ij}} = \frac{\Gamma_i}{2\pi} \left[\int_{x_j+a}^{x_j-a} \frac{-(y_j - \sqrt{a^2 - (x - x_j)^2} - y_i)}{(x - x_i)^2 + (y_j - \sqrt{a^2 - (x - x_j)^2} - y_i)^2} dx \right. \\ \left. + \int_{x_j-a}^{x_j+a} \frac{-(y_j + \sqrt{a^2 - (x - x_j)^2} - y_i)}{(x - x_i)^2 + (y_j + \sqrt{a^2 - (x - x_j)^2} - y_i)^2} dx \right] \quad (\text{B } 8)$$

$$I_{y_{ij}} = \frac{\Gamma_i}{2\pi} \left[\int_{y_j+a}^{y_j-a} \frac{x_j + \sqrt{a^2 - (y - y_j)^2} - x_i}{(y - y_i)^2 + (x_j + \sqrt{a^2 - (y - y_j)^2} - x_i)^2} dy \right. \\ \left. + \int_{y_j-a}^{y_j+a} \frac{x_j - \sqrt{a^2 - (y - y_j)^2} - x_i}{(y - y_i)^2 + (x_j - \sqrt{a^2 - (y - y_j)^2} - x_i)^2} dy \right] \quad (\text{B } 9)$$

Appendix C. Comparison with Ragazzo's Hamiltonian

It may be interesting to derive a Hamiltonian formulation from the Lagrangian one described in section 4, relying on the Legendre transformation (Goldstein *et al.* 2002) between Lagrangian and Hamiltonian functions. The transformation is represented as

$$H(\mathbf{q}, \mathbf{p}, t) = \sum_i \dot{q}_i p_i - L(\mathbf{q}, \dot{\mathbf{q}}, t), \quad (\text{C } 1)$$

where p_i 's are the generalized momenta given by:

$$p_i = \frac{\partial L(\mathbf{q}, \dot{\mathbf{q}}, t)}{\partial \dot{q}_i}. \quad (\text{C } 2)$$

Recall the derived Lagrangian in eq. (4.2) and substitute it into eq. (C 2), then, the generalized momenta will read as

$$p_i = \frac{\partial L_{\phi_i}}{\partial \dot{q}_i} + \sum m_i \dot{q}_i, \quad (\text{C } 3)$$

where the first term is determined from eq. (4.12) (whose detailed computation is given in appendix B). The final form for the first term in eq. (C 3) includes a numerical integration over the cores circumferences, as shown in eq. (B 7). To simplify the Legendre transformation analysis, and to allow for comparison with Ragazzo *et al.* (1994) Hamiltonian, point vortices with dense mass will be considered instead of vortex patches. As a result, the integrals $I_{x_{ij}}, I_{y_{ij}}$ defined in (4.17) vanish. By this and relying on eq. (B 7), eq. (C 3) yields

$$p_i = \sum m_i \dot{q}_i - \Gamma_i \rho(\mathbf{q}_i \times \mathbf{e}_3), \quad (\text{C } 4)$$

and the Hamiltonian will be given by

$$\mathcal{H} = \sum \frac{1}{2m_i} \|p_i + \Gamma_i \rho(\mathbf{q}_i \times \mathbf{e}_3)\|^2 - T. \quad (\text{C } 5)$$

Interestingly, the previous results are in agreement with the Hamiltonian and generalized momenta of Ragazzo *et al.* (1994)[†] as presented below.

$$\mathbf{p}_j = \sum m_j \dot{\mathbf{q}}_j + \frac{\Gamma_j \rho}{2} (\mathbf{q}_j \times \mathbf{e}_3) \quad (\text{C } 6)$$

$$\mathcal{H} = \sum \frac{1}{2m_j} \left\| \mathbf{p}_j - \frac{\Gamma_j \rho}{2} (\mathbf{q}_j \times \mathbf{e}_3) \right\|^2 + (-\rho W) \quad (\text{C } 7)$$

Also, setting the core size to zero in our formulation (so the integrals $I_{x_{ij}}$, $I_{y_{ij}}$ vanish) while considering non-zero core mass (i.e., considering dense point vortices), the resulting equations of motion are exactly the same as those by Ragazzo *et al.* (1994) using analogy with electromagnetism. However, the present analysis is more general, relying on first principles in fluid mechanics and can be generalized to other scenarios (time-varying vortices and other potential forces).

[†] There is a sign difference because of the arbitrary sign definition for the stream function.