

Probabilistic relations for modelling epistemic and aleatoric uncertainty its semantics and automated reasoning with theorem proving^{*}

Kangfeng Ye^{a,*}, Jim Woodcock^a, Simon Foster^a

^a*Department of Computer Science, University of York, Deramore Lane, Heslington, YO10 5GH, York, United Kingdom*

Abstract

Probabilistic programming is a programming paradigm that combines general computer programming, statistical inference, and formal semantics to help systems to make decisions when facing uncertainty. Probabilistic programs are ubiquitous and believed to have a major impact on machine intelligence. While many probabilistic algorithms have been used in practice in different domains, their automated verification based on formal semantics is still a relatively new research area. In the last two decades, it has been attracting a lot of interest. Many challenges, however, still remain. Our work presented in this paper, probabilistic relations, takes a step into our vision to tackle these challenges.

Our work in essence is based on Hehner's predicative probabilistic programming, but there are several obstacles to the wider adoption of his work. Our contributions here include (1) the formalisation of its syntax and semantics by introducing an Iverson bracket notation to separate relations from arithmetic; (2) the formalisation of relations using Unifying Theories of Programming (UTP) and probabilities outside the brackets using summation over the topological space of the real numbers; (3) the constructive semantics for probabilistic loops using the Kleene's fixed point theorem; (4) the enrichment of its semantics from distributions to subdistributions and superdistributions in order to deal with the constructive semantics; (5) the unique fixed point theorem to largely simplify the reasoning about probabilistic loops; and (6) the mechanisation of our theory in Isabelle/UTP, an implementation of UTP in Isabelle/HOL, for automated reasoning using theorem proving.

We demonstrate six interesting examples, and among them, one is about robot localisation, two are classification problems in machine learning, and two contain probabilistic loops.

Keywords: probabilistic programs, probability distributions, formal semantics, formal verification, automated reasoning, theorem proving, fixed point theorems, machine learning, classification

1. Introduction

Probabilistic programming is a programming paradigm that combines general computer programming, statistical inference, and formal semantics to help systems to make decisions when facing uncertainty. Probabilistic programs are ubiquitous and believed to have a major impact on machine intelligence. While many probabilistic algorithms have been used in practice, for example, in autonomous robots, self-driving cars, and artificial intelligence in many domains, for a very long time, its automated verification based on formal semantics is still a relatively new research area. In the last two decades, it has been attracting a lot of interest. Many challenges, however, still remain.

What's the mathematical meaning of a probabilistic program? Are probabilistic programming languages expressive enough to capture rich features in real-world applications, such as epistemic and aleatoric uncertainty, discrete and continuous distributions, and real-time? How two programs are compared? How can an abstract probabilistic specification be developed into concrete probabilistic programs? Can formal verification be largely automated and scaled to large systems without sacrificing accuracy? Does a probabilistic program almost surely terminate? What's the expected runtime of this program? Our work presented in this paper, probabilistic relations, takes a step into our vision to tackle these challenges.

Uncertainty is an essential part in cyber-physical systems, particularly in autonomous robotics. Such systems are subjected to various sources of uncertainties including real-world environments and physical robotic platforms, which present major challenges for robots. To address these challenges, robots usually are equipped with probabilistic control algorithms to deal with these uncertainties. For example, a modern robot may use SLAM for localisation and mapping, the value iteration algorithm for probabilistic planning [1].

^{*}This document is the results of the research project RoboTest (<https://robostar.cs.york.ac.uk/>) funded by EPSRC.

^{*}Corresponding author

Email addresses: kangfeng.ye@york.ac.uk (Kangfeng Ye), jim.woodcock@york.ac.uk (Jim Woodcock), simon.foster@york.ac.uk (Simon Foster)

Probabilistic algorithms are intrinsically more difficult to program and analyse than non-probabilistic algorithms. For a certain input, the output of a probabilistic algorithm might be a distribution (different probabilities for all possible outputs), not just a single output. The outputs with low probabilities (rare) might not even be observed obviously, and therefore not able to be tested for these algorithms. Furthermore, probabilistic behaviour might not always be easily captured and modelled correctly because assumptions might be implicit and not obvious, and so finally are unstated. Finally, specifying the probabilistic behaviour of autonomous robots shall not be ambiguous because these robots carry out their missions without human intervention and may impose safety-critical issues on humans and their living environments. Probabilistic programs with formal syntax and semantics, therefore, are necessary to cope with these challenges. These programs also should be equipped with verification techniques in order to ensure they behave as expected in a real-world environment.

Recently, we presented a probabilistic extension [2] to RoboChart [3], a state machine-based DSL for robotics, to allow the modelling of probabilistic behaviour in robot control software. We also developed plugins for RoboTool,¹ an accompanying tool for RoboChart, to support automated verification through probabilistic model checking using PRISM [4].

We also pursue automated verification using theorem proving [5, 6]. We mechanised probabilistic designs, the denotational semantics for the probabilistic sequential programming language *pGCL* [7] in Isabelle/UTP [8], an implementation of Unifying Theories of Programming (UTP) [9, 10] in Isabelle/HOL. Probabilistic designs are an embedding of standard non-probabilistic designs into the probabilistic world.

Both probabilistic RoboChart and probabilistic designs model aleatoric uncertainty describing the natural randomness of physical processes. Another category of uncertainty is called epistemic uncertainty, due to the lack of knowledge of information, which is reducible by gaining more knowledge. In this paper, we present a probabilistic programming language, called *probabilistic relations*, based on Hehner’s probabilistic predicative programming [11, 12], to model both aleatoric and epistemic uncertainty. In this programming, the subjective Bayesian approach is used to reason about epistemic uncertainty.

In Hehner’s original work [12], a probabilistic program is given relational semantics, and its syntax is a mixture of relations and arithmetic. The presentation of syntax and semantics in the paper is not formal. For example, the semantics of a probabilistic *ok* (skip) is given as $ok = (x' = x) \times (y' = y)$. There is a benefit to introducing semantics using examples, but it lacks formalisation. The operators like $=$ and \times are not formally defined and also the types for variables and expressions are not given. The lack of this information makes the paper not easily accessible for readers and particularly for researchers aiming to use the work for automated reasoning of probabilistic programs. Our first contribution of this paper, therefore, is to formalise its syntax and semantics. Particularly, we introduce a notation called Iverson brackets, such as $\llbracket r \rrbracket$, to establish a correspondence between relations r and arithmetic (0 or 1). For *ok*, we could formalise it as $\llbracket v' = v \rrbracket$ where v denotes the state space (composed of all variables) of a program. This notation separates relations ($v' = v$) with arithmetic, and so expressions and operators in a program all have clear meanings or definitions depending on their contexts (relations or arithmetic) where the contexts can be easily derived because of the separation.

In addition to the form of syntax and semantics, the semantics for probabilistic loops is not formally presented and argued. Hehner proposed a simpler but stronger (than total correctness) approach [13]: partial correctness + time, to deal with the termination of loops (for conventional programs) with extra information about runtime (where the stronger means). In his approach, a time variable t is introduced with a healthiness condition, strict incremental for each iteration. The variable t can be discrete or continuous, and is an extended natural number or real number to have ∞ for nontermination. The same approach is also applied to probabilistic programs [12], but the partial correctness of probabilistic loops is not formally reasoned about. For this reason, our second contribution of this paper is to bridge the semantics gap for probabilistic loops by establishing its semantics using fixed-point theorems: specifically the Kleene fixed-point theorem, to construct the fixed points using iterations. The advantage of having an iterative (or constructive) fixed point includes both theoretical semantics and practical computation or approximation. A hint of this would be possible to verify probabilistic loops using both theorem proving and model checking (based on approximation).

To give the semantics using the fixed-point theorem, we define a complete lattice $([0, 1], \leq)$ over the unit real interval (the real numbers between 0 and 1 inclusive). We restrict to the unit interval simply because probability values are between 0 and 1. In order to apply the Kleene theorem, we prove the loop function is Scott-continuous for the state space in which only finite states have positive probabilities. Then we define the semantics of loops as the least fixed point (lfp) of the function where lfp can be calculated iteratively as the supremum of the ascending Kleene chain (from the bottom of the complete lattice) of the function. This bridges the semantics gap, but it is still not easy to calculate lfp because the chain is infinite. We, therefore, also present the strongest fixed point (gfp) of the function, calculated iteratively as the infimum of the descending Kleene chain (from the top of the complete lattice) of the function. We prove a unique fixed point theorem where lfp and gfp are the same based on particular assumptions. The unique fixed point theorem makes reasoning about loops

¹www.cs.york.ac.uk/robostar/robotool/

much easier because now it is not necessary to calculate lfp. Instead, a fixed point needs to be constructed and proved with corresponding proved assumptions of the unique fixed point theorem. This, eventually, is consistent with the loop semantics using Hehner’s simpler approach. In particular, our semantics can be mechanised and automated.

In the Kleene theorem, the ascending and descending chains start from a pointwise constant function 0 and 1 (the bottom and the top of the complete lattice). The two pointwise functions are not distributions (where probabilities of the state space sum to 1). Indeed, the pointwise function 0 is a subdistribution (the probabilities sum to less than or equal to 1) and the pointwise function 1 is a superdistribution (the probabilities sum to larger than or equal to 1). For this reason, our third contribution is to extend the semantics domain of the probabilistic programming language from distributions to subdistributions and superdistributions. Eventually, constructs like conditional, probabilistic choice, and sequential composition will not be restricted to programs that are distributions. This brings us the required semantics to use Kleene iterations for the semantics of loops.

The introduction of Iverson brackets also has another benefit in that the relations inside the brackets can be easily characterised using alphabetised relations in UTP because relations in both Hehner’s work and UTP are of the predicative style. Relations in our probabilistic programs are truly UTP alphabetised relations, which allows us to reason about probabilistic programs using the existing theorem prover Isabelle/UTP for UTP. Our final contribution, therefore, is to mechanise the semantics of the probabilistic programming language in Isabelle/UTP. Thanks to the variety of relation tactics in Isabelle/UTP, our reasoning is largely automated. Six examples, presented in this paper, are all verified. All definitions and theorems in this paper are mechanised and accompanying icons (🔗) link to corresponding repository artefacts.

The remainder of this paper is organised as follows. We review related work in Sect. 2. Section 3 provides necessary background for further presentation of our work in the subsequent sections. In Sect. 4, we define the complete lattice over the unit interval, and then lift it to a complete lattice over pointwise functions. Section 5 formalises our probabilistic programming with Iverson brackets defined. We also present proven algebraic laws for each construct. In Sect. 6, we present the semantics of probabilistic loops and the fixed point theorem. Afterwards, we illustrate our reasoning approach using six examples, of them two are classification problems in machine learning and two contain probabilistic loops, in Sect. 7. Finally, we conclude and discuss future work in Sect. 8.

2. Related work

Imperative probabilistic programs are the extension of conventional imperative programs with the capability to model randomness (typically from *random number generators*), usually using a binary probabilistic choice construct [7, 12] or a random number generator (*rand*) [11, 14] sampling from the uniform distribution over a set (either finite or infinite). McIver and Morgan [15] show any discrete distribution, including uniform distributions, can be achieved through a binary probabilistic choice using a fair coin.

The “predicate style” semantics (for example, weakest precondition [16], Hoare logic [17], and predicative programming [18]) for conventional imperative programs are boolean functions over state space. The semantics is sufficient to reason about these programs in the qualitative aspect, including termination or total correctness, but it is not sufficient to reason about probabilistic programs with natural quantitative measurements. For this reason, boolean functions are generalised to real-valued functions over state space [19, 20, 7]. One exception is the relational semantics [21] that embeds standard programs into the probabilistic world. In this semantics, probability distributions over states are captured in a special program variable (*prob*, a total function) in a standard program, and, therefore, the semantics of such probabilistic programs are still boolean functions over state space.

Kozen’s extension [19, 20] replaced nondeterministic choice in conventional imperative programs with probabilistic choice, while McIver and Morgan [22] added a probabilistic choice construct (and so it has both nondeterministic and probabilistic choice). McIver and Morgan’s weakest pre-expectation or expectation transformer semantics [7], the real-valued expressions over state space are called expectations (indeed random variables). The weakest pre-expectation, expressed as $pre = wp(P, [post])$ (where the square bracket $[-]$ converts a boolean-valued predicate to an arithmetic value, especially $[true] = 1$ and $[false] = 0$), is the least pre-expectations (evaluated in the initial state of P) to ensure that the probabilistic program P terminates with post-expectation $[post]$ in its final state. For example,

$$wp(x := x + 1_{(1/3)} \oplus x := x - 1, [x \geq 0]) = (1/3) * [x = -1 \vee x = 0] + [x \geq 1]$$

means that in order for the program to establish $x \geq 0$, the probability of x being -1 or 0 (or $x \geq 1$, or $x < -1$) in its initial state is at least $1/3$ (or 1 , or 0). A large set of algebraic laws has been presented for reasoning about probabilistic programs, including loops and termination in [7, Appendix B]. Kaminski [23] developed an advanced weakest precondition calculi based on this semantics.

The *pGCL* [22, 7], an extension of Dijkstra’s Guarded Command Language (GCL) [16] with a probabilistic choice construct, is a widely studied imperative probabilistic programming language. The weakest pre-expectation semantics is based on *pGCL*. It is formalised in High-Order Logic (HOL) [24] by Hurd et al. [25] (based on the quantitative logic [26]), enabling verification of partial correctness of probabilistic programs, and also formalised in Isabelle/HOL by Cock [27] using shallow embedding (where probabilities are just primitive real numbers) to achieve improved proof automation. The *pGCL* has simple operational semantics [28] using (parametric) Markov Decision Processes (MDPs) to establish a semantic connection with the weakest pre-expectation semantics, and has relational semantics [29, 21, 5], which is based on the theory of designs in UTP and mechanised in Isabelle/UTP [6].

Probabilistic programs can be modelled as functions using a monadic interpretation. Hurd [30] developed a formal framework in HOL for modelling and verification of probabilistic algorithms using theorem proving. The work uses mathematical measure theory to represent probability space in order to model a random bit generator (an infinite stream of independent coin-flips), and uses a monadic state-transformer to model probabilistic programs with higher-order logic functions. A probabilistic program consumes some bits from the front of the stream for randomisation and returns the remains. Audebaud et al. [31] use the monadic interpretation of randomised programs for probabilistic distributions (instead of measure theory) and mechanise their work in the Coq theorem prover [32]. They consider probabilistic choice (without nondeterminism) in a functional language with recursion (instead of an imperative language).

Dahlqvist et al.’s simple imperative probabilistic language [14] uses two constructs *coin()* and *rand()* to introduce discrete and continuous uniform distributions, and both operational and denotational semantics are presented. In its operational semantics, a probabilistic program is assumed to start in two fixed infinite streams (one for *coin* and one for *rand*), and the execution of each random sampling reads and removes the head from its corresponding stream. Eventually, the program itself is deterministic and randomness is present in the infinite streams. This is similar to Hehner’s probabilistic predicative programming [11] where each call to *rand* is stored in a mathematical variable (not a program variable). The denotational semantics of the simple language is given in terms of probability distributions.

Hehner [11, 12] also generalises boolean functions for predicative programming to real-valued functions for probabilistic predicative programming. In his language, conditional probability and joint probability are modelled through sequential composition and parallel composition. One unique feature of the language is its capability to model both epistemic uncertainty, due to the lack of knowledge of information and reducible after gaining more knowledge, and aleatoric uncertainty, due to the natural randomness of physical processes. Epistemic uncertainty is modelled through parallel composition using the subjective Bayesian approach. Our work, presented here, is based on Hehner’s work. We formalise the syntax and semantics of the work, bridge the semantics gap in dealing with probabilistic loops and mechanise it in Isabelle/UTP for automated reasoning.

Researchers also use Hoare logic to reason about probabilistic programs, such as the work presented in [33, 34, 35, 36].

Reasoning about recursion is usually hard and is especially harder [37] for probabilistic programs because semantically probabilistic programs associate states with probability distributions other than merely boolean information for conventional programs. From this aspect, conventional programs can be regarded as a special case of probabilistic programs where probability is always 1 or 0, and so probabilistic programs are a more general paradigm.

Morgan and McIver’s early work [26, 7] uses general techniques invariants and variants for reasoning about loops. Invariants, however, for probabilistic loops now are expectations. Variants are still integer-valued expressions but a) they are bounded below and above by fixed integer constants for the states, that satisfy the conjunction of the loop guard condition and the invariant, being infinite; b) for every iteration, there is a fixed non-zero probability ε that the invariants are strictly decreased. A variant is not required to always be strictly decreased now and actually, it could also be increased. The variant rule is strengthened later by McIver et al. to remove the need to bound above, allow (quasi-) variants to be real-valued expressions, and ε to vary [38, Theorem 4.1]. Their new variant rule relies on a *supermartingale*, a sequence of random variables (RVs) for which the expected value of the current random variable is larger than or equal to that of the subsequent random variable. The quasi-variant is characterised through two parametric antitone functions called *p* and *d* for at least how much *d* a program must decrease the variant with at least what probability *p*. The new rule enables them to reason about the two-dimensional random walk, which is believed to be hard.

Chakarov et. al.’s *expectation invariants* [39] and Kaminski’s *sub-* and *superinvariants* [23] are similar to Morgan and McIver’s probabilistic invariants to use expectations for invariants.

As a consequence of the generality of probabilistic programs, it is much harder [40] to analyse the termination of probabilistic programs because now the program terminates with probability (instead of absolute termination [7] for conventional programs). The usual knowledge, held for conventional programs, such as termination or non-termination, finite run-time, and compositionality, is not true for probabilistic programs. This problem has attracted a lot of interest in recent decades, such as [7, 41, 42, 43, 44, 38, 45, 46, 47]. The research area of interest for probabilistic programs is a weakened termination, called *almost-sure termination*

(AST), or termination with probability one. In other words, a probabilistic program may not always terminate but the probability of divergence is 0. Flipping a fair coin till the outcome is a head, for example, is such a program. As Esparza et. al. [42] pointed out, (conventional) termination is a purely topological property, namely the absence of cycles, while AST requires arithmetic reasoning. A number of recent studies have investigated the *positive* almost-sure termination [41] where probabilistic programs terminate in the finite expected time, and several studies have also assessed the *null* almost-sure termination where probabilistic programs terminate almost-surely but not in the finite expected time.

In Hehner’s semantics [12], a time variable t is introduced and is strictly increased in each iteration of a loop. For example, it can be an extended integer number (including ∞ for nontermination) and is used to count iterations. His approach [13] for termination of (probabilistic) loops is stronger than total correctness (equal to partial correctness plus termination) because the time variable allows reasoning about not only whether a loop terminates, but also when it terminates (run-time analysis). One example from his paper is a probabilistic loop about throwing a pair of dice till they have the same outcome. The invariant (or hypothesis) of this loop, shown below, gives the distribution of final states (primed variables).

$$H \triangleq \llbracket d'_1 = d'_2 \rrbracket * \llbracket t' \geq t + 1 \rrbracket * \left(\frac{5}{6}\right)^{(t'-t-1)} * \left(\frac{1}{6}\right)$$

Provided the initial value of t is 0, then we plot termination probability of the program using this invariant in Fig. 1. Because t counts iterations, the diagram also shows the probability of the termination in the exact iteration t . The probability for $t' = 1$ is $1/6$ (≈ 0.167), and so the program terminates in the first iteration with probability $1/6$ as expected (6 among total $6 * 6 = 36$ combinations).

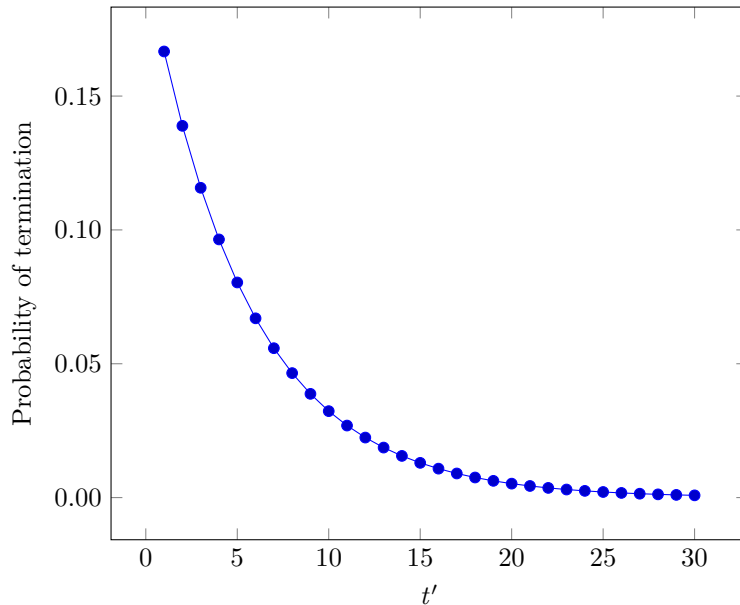


Figure 1: Termination probability over t' for dice.

Reasoning about almost-sure termination becomes an arithmetic summation of this distribution, as shown below, which sums to 1.

$$\sum_{t'=0}^{\infty} \llbracket t' \geq 1 \rrbracket * \left(\frac{5}{6}\right)^{(t'-1)} * \left(\frac{1}{6}\right) = \sum_{t'=1}^{\infty} \left(\frac{5}{6}\right)^{(t'-1)} * \left(\frac{1}{6}\right) = \left(\frac{1}{6}\right) * \sum_{t'=1}^{\infty} \left(\frac{5}{6}\right)^{(t'-1)} = 1.0$$

The expected run-time is the expectation of t' , simply the sequential composition of $(H; t') = t + 6$, denoting on average it takes 6 throws to have their outcome equal.

3. Preliminaries

3.1. Unifying Theories of Programming

In UTP [9, 10], the meaning (denotational semantics) of programs is given as predicates, called “programs-as-predicates” [48]. In this approach, the alphabetised relational calculus [10], a combination of standard predicate calculus operators and Tarski’s relation algebra [49], is used as the basis for its semantic model to denote programs as binary relations between initial observations and their subsequent observations. An alphabetised

relation is an alphabet-predicate pair $(\alpha P, P)$ where the accompanying alphabet of P , αP , is composed of undashed variables (x) and dashed variables (x'), representing observations made initially and subsequently. For example, a program $(x' := x + 1)$ with two observable variables x and y can be modelled as a relational predicate $(x' = x + 1 \wedge y' = y)$ with its alphabet $\{x, x', y, y'\}$.

Alphabetised predicates are presented in this representation of UTP through alphabetised expressions $[V, S]expr$, which are parametric over the value type V and the observation space S , and defined as total functions $S \rightarrow V$. Predicates² are boolean expressions: $[S]pred \hat{=} [bool, S]expr$, an expression whose value type is boolean. Relations are predicates over a product space: $[S_1, S_2]urel \hat{=} [S_1 \times S_2]pred$, where S_1 and S_2 are the initial and final observation space, corresponding to undashed variables (input alphabet) and dashed variables (output alphabet). *Homogeneous* relations have the same initial and final observation space: $[S]hrel \hat{=} [S, S]urel$.

The denotational semantics of a sequential program is given as relations by the composition of constructors, including conditional, assignment, skip, sequential composition, and nondeterministic choice. These constructors are defined below.

Definition 3.1 (Constructs of sequential programs).

$$\begin{aligned}
(P \triangleleft b \triangleright Q) &\hat{=} (b \wedge P) \vee (\neg b \wedge Q) && \text{(conditional)} \\
(x :=_A e) &\hat{=} (x' = e \wedge w' = w) && \text{(assignment)} \\
\mathbb{I} &\hat{=} (x := x) && \text{(skip)} \\
P; Q &\hat{=} (\exists s_0 \bullet P[s_0/s'] \wedge Q[s_0/s]) && \text{(sequential composition)} \\
P \sqcap Q &\hat{=} (P \vee Q) && \text{(nondeterminism)}
\end{aligned}$$

Particularly, we need to emphasise the type of programs and their alphabets. In [\(conditional\)](#), b , P , and Q are of type $[S]pred$ and $\alpha b \subseteq \alpha P = \alpha Q$. In [\(assignment\)](#), A is the observation space of a program, including variable x and a set w of other variables. We also use a simple syntax $w' = w$ here to denote conjunctions of equations over each variable in w . For example, if $w = \{y, z\}$, then $(w' = w) \hat{=} (y' = y \wedge z' = z)$. The subscript A in $:=_A$ is usually omitted because it can be derived from its context automatically. Skip \mathbb{I} ([\(skip\)](#)) is a special assignment where no variable is changed and so the observation space stays the same. In sequential composition $P; Q$ ([\(sequential composition\)](#)), two relations P of type $[S_1, S_2]urel$ and Q of type $[S_2, S_3]urel$ are composed because the output alphabet S_2 of P is the same as the input alphabet S_2 of Q . The relational composition gives a program of type $[S_1, S_3]urel$ with $s_0 : S_2$ denotes the entire state, $P[s_0/s']$ for the substitution of the final observation s' of P by s_0 , and $Q[s_0/s]$ for the substitution of the initial observation s of Q by s_0 . Nondeterministic choice $P \sqcap Q$ ([\(nondeterminism\)](#)) is simply a disjunction of relations.

UTP uses refinement to deal with program development or correctness. A specification S is refined by a program P , denoted as $S \sqsubseteq P$, if and only if that P implies S is universally closed. For example, $(x := x + 1)$ is a refinement of $(x' > x)$ because for any x and x' , $(x' = x + 1) \Rightarrow (x' > x)$. Relations of type $[S_1, S_2]urel$, for any given S_1 and S_2 , are partially ordered by \sqsubseteq where **false** and **true**, special relations whose predicates are **false** and **true**, are at its extremes: **true** $\sqsubseteq P \sqsubseteq$ **false**.

3.2. Isabelle/UTP

Isabelle/UTP [8] provides a shallow embedding of UTP's alphabetised relational calculus on top of Isabelle/HOL. In Isabelle/UTP, variables are modelled as algebraic structures using Lenses [50, 51] to represent observations. Each observable variable x is a lens $(\mathcal{V} \Longrightarrow \mathcal{S})$, equipped with a pair of functions $get_x : \mathcal{S} \rightarrow \mathcal{V}$ and $put_x : \mathcal{S} \rightarrow \mathcal{V} \rightarrow \mathcal{S}$, to query and update a view (of type \mathcal{V}) of an observation space (of type \mathcal{S}). In this model, an alphabetised predicate $(x = y + 1)$ with two observable variables x and y is expressed as $(\lambda s. get_x s = get_y s + 1)$. A relation is predicates over a product space, manipulated through a product lens $S_1 \times_L S_2$. The early relational example $(x' := x + 1)$, therefore, can be expressed as

$$\lambda s. get_x (get_{snd_L} s) = get_x (get_{fst_L} s) + 1 \wedge get_y (get_{snd_L} s) = get_y (get_{fst_L} s) \quad \text{[Lens representation]}$$

where fst_L and snd_L are the lens to project the first and the second element of a product space. By substituting the state s with a pair (s, s') , this expression can be simplified to

$$\lambda (s, s'). get_x s' = get_x s + 1 \wedge get_y s' = get_y s \quad \text{[Simplified lens representation]}$$

To write UTP expressions in this way, however, is tedious and not very useful and intuitive for a good practice of programming because too many implementation details are presented. For this reason, Isabelle/UTP implemented a lifted parser to provide a transparent conversion between the lenses representation and the

²In the rest of the paper, we use expressions, predicates, and relations to refer to alphabetised counterparts for simplicity.

programming syntax like $(x' := x + 1)$. We denote this representation of UTP expressions as $(expr)_e$, such as $(x' := x + 1)_e$ which is converted to [Lens representation].

In Isabelle/UTP, we use \mathbf{v} to denote the universe alphabet of a program. In other words, it is the set of all observable variables. We also use \mathbf{v}' to denote the set of all dashed observable variables. For the previous example, \mathbf{v} denotes $\{x, y\}$ and \mathbf{v}' denotes $\{x', y'\}$.

3.3. Probabilistic predicative programming

Predicative programming [18, 52], similar to programs-as-predicates, describes programs using first-order semantics or relational semantics as boolean expressions (predicates). A program has its input denoted by undashed variables and output denoted by dashed variables. Predicative programming also uses refinement to concern with program correctness.

Probabilistic predicative programming [11, 12] generalises predicative programming from boolean to probabilistic. Notations are introduced for the probabilistic programming such as skip, assignment, conditional choice, probabilistic choice, sequential composition (conditional probability), parallel composition (joint probability), and recursion. Basically, these constructors, except parallel composition, deal with probabilistic programs whose outputs are distributions, or distribution programs. Parallel composition can deal with probabilistic programs whose outputs might not be distributions (non-distribution programs), and uses normalisation to give a distribution program.

This programming supports the subjective Bayesian approach through parallel composition. From a given distribution program, we can learn a new fact by placing the fact in parallel with the distribution program to allow beliefs to be updated.

To reason about the termination of loops, a time variable is introduced to count iterations. Actually, this gives more information (time) than just termination [13]. In this programming, the expected value of a number expression e according to a distribution program P is just the sequential composition of P and e . If e is a boolean expression, the sequential composition gives the probability that e is true after the execution of P . With the time variable, the programming allows reasoning about the average number of the termination time. For example, on average it takes 2 flips of two fair coins to get the same outcome: both heads or both tails. The termination probability of a loop (**while** b **do** P) can be specified using the sequential composition of the solution (of the loop) and the negation of the loop condition ($\neg b$). If the result is 1, it means the loop almost-surely terminates. If the result is not 1, the loop may diverge.

3.4. Complete lattices and fixed-point theorems

A partially ordered set (poset) (X, \leq) is a complete lattice if every subset of X has a supremum and an infimum.

$$\forall A \subseteq X \bullet \left(\prod A \right) \in X \quad (\text{Inf exists})$$

$$\forall A \subseteq X \bullet \left(\bigsqcup A \right) \in X \quad (\text{Sup exists})$$

We use a tuple $(X, \leq, <, \perp, \top, \sqcap, \sqcup, \prod, \bigsqcup)$ to represent a complete lattice (X, \leq) with a strict binary relation $<$, the bottom element \perp , the top element \top , the infimum \sqcap of two elements, the supremum \sqcup of two elements, the infimum \prod of a (finite or infinite) set of elements, and the supremum \bigsqcup of a (finite or infinite) set of elements.

A complete lattice satisfies more laws below.

$$\begin{aligned} x &\leq x && (\text{reflexive}) \\ x &\leq y \wedge y \leq z \Rightarrow x \leq z && (\text{transitive}) \\ x &\leq y \wedge y \leq x \Rightarrow x = y && (\text{antisym}) \\ x &\sqcap y \leq x && (\text{inf_le1}) \\ x &\sqcap y \leq y && (\text{inf_le2}) \\ x &\leq y \wedge x \leq z \Rightarrow x \leq y \sqcap z && (\text{inf_greatest}) \\ (x &\leq y) \equiv (x \sqcap y = x) && (\text{inf_iff}) \\ x &\leq x \sqcup y && (\text{sup_ge1}) \\ y &\leq x \sqcup y && (\text{sup_ge2}) \\ y &\leq x \wedge z \leq x \Rightarrow y \sqcup z \leq x && (\text{sup_least}) \\ (x &\leq y) \equiv (x \sqcup y = y) && (\text{sup_iff}) \\ x \in A &\Rightarrow \prod A \leq x && (\text{Inf_lower}) \end{aligned}$$

$$(\forall x. x \in A \Rightarrow z \leq x) \Rightarrow z \leq \bigsqcap A \quad (\text{Inf_greatest})$$

$$x \in A \Rightarrow x \leq \bigsqcup A \quad (\text{Sup_upper})$$

$$(\forall x. x \in A \Rightarrow x \leq z) \Rightarrow \bigsqcup A \leq z \quad (\text{Sup_least})$$

$$\bigsqcap \{\} = \top \quad (\text{Inf_empty})$$

$$\bigsqcup \{\} = \perp \quad (\text{Sup_empty})$$

Monotonic and anti-monotonic functions in order theory are characterised using *mono* and *antimono* defined below.

Definition 3.2 (Monotone and anti-monotone). Provided (X, \leq) and (X', \leq') are posets and f is a function of type $X \rightarrow X'$, then

$$\text{mono}(f) \hat{=} \forall x \bullet \forall y \bullet x \leq y \Rightarrow f(x) \leq' f(y) \quad (\text{monotone})$$

$$\text{antimono}(f) \hat{=} \forall x \bullet \forall y \bullet x \leq y \Rightarrow f(y) \leq' f(x) \quad (\text{anti-monotone})$$

Ascending and descending chains are monotonic and antimontonic functions whose domain is natural numbers.

Definition 3.3 (Chains). Provided (X, \leq) is a poset and f is a function of type $\mathbb{N} \rightarrow X$, then

$$\text{incseq}(f) \hat{=} \text{mono}(f) \quad (\text{ascending chain})$$

$$\text{decseq}(f) \hat{=} \text{antimono}(f) \quad (\text{descending chain})$$

We show the application of a monotonic function f to an ascending chain c is also an ascending chain.

Theorem 3.1. We fix $c : \mathbb{N} \rightarrow X$ and $f : X \rightarrow Y$, then $\text{incseq}(c) \wedge \text{mono}(f) \Rightarrow \text{incseq}(\lambda n \bullet f(c(n)))$

We show the application of a monotonic function f to a descending chain c is also a descending chain.

Theorem 3.2. We fix $c : \mathbb{N} \rightarrow X$ and $f : X \rightarrow Y$, then $\text{decseq}(c) \wedge \text{mono}(f) \Rightarrow \text{decseq}(\lambda n \bullet f(c(n)))$

If f is an ascending or descending chain, its limit is the supremum or infimum of the chain.

Theorem 3.3 (Limit as supremum and infimum). Provided (X, \leq) is a complete lattice and also totally ordered, and we fix $f : \mathbb{N} \rightarrow X$, then

$$\text{incseq}(f) \Rightarrow f \xrightarrow{n \rightarrow \infty} \left(\bigsqcup n \bullet f(n) \right) \quad (\text{limit as supremum})$$

$$\text{decseq}(f) \Rightarrow f \xrightarrow{n \rightarrow \infty} \left(\bigsqcap n \bullet f(n) \right) \quad (\text{limit as infimum})$$

Here we use $f \xrightarrow{n \rightarrow \infty} v$ to denote the limit of f is v : $\lim_{n \rightarrow \infty} f(n) = v$. The definition of the limit of a sequence is given below.

Definition 3.4 (Limit of a sequence). A sequence f converges to v if and only if

$$\forall \varepsilon : \mathbb{R} > 0 \bullet \exists N : \mathbb{N} \bullet \forall n \geq N \bullet |f(n) - v| < \varepsilon$$

Theorem 3.4 (Knaster–Tarski fixed-point theorem). Provided (X, \leq) is a complete lattice and $F : X \rightarrow X$ is monotonic, then the set of fixed points of F also forms a complete lattice. The least fixed point is the infimum of the pre-fixed points.

$$\mu F \hat{=} \bigsqcap \{u : X \mid F(u) \leq u\} \quad (\text{least fixed point})$$

The greatest fixed point is the supremum of the post-fixed points.

$$\nu F \hat{=} \bigsqcup \{u : X \mid u \leq F(u)\} \quad (\text{great fixed point})$$

Definition 3.5 (Scott continuity [53]). Suppose (X, \leq) and (X', \leq') are complete lattices. A function $F : X \rightarrow X'$ is **Scott-continuous** or **continuous** if, for every non-empty chain $S \subseteq X$,

$$F \left(\bigsqcup_x S \right) = \bigsqcup_{x'} F(S) \quad (\text{continuous})$$

Here we use $F(S)$ to denote the set $\{d \in S \bullet F(d)\}$, the relational image of S under F or the range of F domain restricted to S .

In the original definition of Scott continuity, both X and X' are directed-complete partial orders (dcpo). We fix them be complete lattices because every complete lattice is a dcpo [53] and we only consider complete lattices in this paper. If X and X' are the same lattice, the subscript of \sqcup in Definition (continuous) can be omitted.

Theorem 3.5 (Monotonicity). *A continuous function is also monotonic.*

Theorem 3.6 (Kleene fixed-point theorem). *Provided (X, \leq) is a complete lattice with a least element \perp and a top element \top , and $F : X \rightarrow X$ is continuous, then F has a least fixed point μF and a greatest fixed point νF .*

$$\mu F = \bigsqcup_{n \geq 0} F^n(\perp) \quad (\text{least fixed point})$$

$$\nu F = \bigsqcap_{n \geq 0} F^n(\top) \quad (\text{greatest fixed point})$$

Here we use $\bigsqcup_{n \geq 0} F^n(\perp)$ to denote $\bigsqcup \{n : \mathbb{N} \bullet F^n(\perp)\}$

PROOF. We prove μF is a fixed point first and then prove μF is the least one.

$$\begin{aligned} & F(\mu F) \\ = & \{ \text{Definition (least fixed point)} \} \\ & F\left(\bigsqcup_{n \geq 0} F^n(\perp)\right) \\ = & \{ \text{Continuity Definition (continuous)} \} \\ & \bigsqcup_{n \geq 0} F(F^n(\perp)) \\ = & \{ \text{Defintion of } F^n: F(F^m(x)) = F^{m+1}(x) \} \\ & \bigsqcup_{n \geq 0} (F^{n+1}(\perp)) \\ = & \{ \text{Rewrite index} \} \\ & \bigsqcup_{m \geq 1} (F^m(\perp)) \\ = & \{ \text{Law (sup_iff) and } \perp \text{ is the least element} \} \\ & \perp \sqcup \left(\bigsqcup_{m \geq 1} (F^m(\perp))\right) \\ = & \{ \text{Definition of } F^0: F^0(\perp) = \perp \} \\ & F^0(\perp) \sqcup \left(\bigsqcup_{m \geq 1} (F^m(\perp))\right) \\ = & \{ \text{Definition of } \bigsqcup_{m \geq 0} \} \\ & \bigsqcup_{m \geq 0} (F^m(\perp)) \\ = & \{ \text{Rewrite index} \} \\ & \bigsqcup_{n \geq 0} (F^n(\perp)) \\ = & \{ \text{Definition (least fixed point)} \} \\ & \mu F \end{aligned}$$

So μF is a fixed point of F .

Suppose fb is also a fixed point of F , that is, $F(fb) = fb$.

$$\begin{aligned} & \{ \perp \text{ is the least element} \} \\ & \perp \leq fb \\ \Rightarrow & \{ F \text{ is continuous and so is monotonic by Theorem 3.5} \} \\ & F(\perp) \leq F(fb) \\ \Rightarrow & \{ F(fb) = fb \} \\ & F(\perp) \leq fb \\ \Rightarrow & \{ F^2(\perp) = F(F(\perp)) \text{ and } F \text{ is monotonic} \} \\ & F^2(\perp) \leq F(fb) \\ \Rightarrow & \{ F(fb) = fb \} \\ & F^2(\perp) \leq fb \end{aligned}$$

$$\begin{aligned}
& \dots \\
& \Rightarrow \{ \text{Induction} \} \\
& \quad F^n(\perp) \leq fb \\
& \Rightarrow \{ \text{Law (Sup_least)} \} \\
& \quad \bigsqcup_{n \geq 0} (F^n(\perp)) \leq fb \\
& = \{ \text{Definition (least fixed point)} \} \\
& \quad \mu F \leq fb
\end{aligned}$$

So μF is the least fixed point.

Similarly, we prove νF is a fixed point of F and it is also the greatest one.

3.5. Summation over topological space

Summation considered in this paper could range over an infinite set, called infinite sums. We use corresponding theories in Isabelle/HOL to deal with convergence and infinite sums.

We say a function f is *summable* on a (potentially infinite) set A , denoted as $\text{summable}(f, A)$, if the summation of f on A converges to a particular value. The convergence is expressed as the existence of a limit of f over finite subsets B of A when B is approaching A . In Isabelle/HOL, the limit is generalised to arbitrary topological space using filters [54]. Its definition is parametrised over two filters. To the infinite sums, they are the open neighbourhood filter, interpreted as “for all points in some open neighbourhood of a point” and the subset inclusion ordered at-top filter, interpreted as “for sufficiently large finite subsets when it approaches to its top A ”. The infinite sums of f over A , denoted as $\Sigma_{\infty} x \in A \bullet f(x)$, is the limit if $\text{summable}(f, A)$ and 0 otherwise. The definitions of summable and finite sums can be found in Isabelle/HOL.

We list some laws of summation below.

Theorem 3.7.

$$\begin{aligned}
c \neq 0 \wedge \text{summable}(f, A) &\Rightarrow \text{summable}(\lambda x \bullet f(x)/c, A) && \text{(division by constant summable)} \\
c \neq 0 \wedge \text{summable}(f, A) &\Rightarrow \Sigma_{\infty} x \in A \bullet f(x)/c = (\Sigma_{\infty} x \in A \bullet f(x))/c && \text{(division by constant)} \\
\text{summable}(f, A) &\Rightarrow \text{summable}(\lambda x \bullet f(x) * c, A) && \text{(multiplication of constant summable)} \\
\text{summable}(f, A) &\Rightarrow \Sigma_{\infty} x \in A \bullet f(x) * c = (\Sigma_{\infty} x \in A \bullet f(x)) * c && \text{(multiplication of constant)} \\
\text{summable}(f, A) &\Rightarrow \text{summable}(\lambda x \bullet c * f(x), A) && \text{(multiplication of constant summable)} \\
\text{summable}(f, A) &\Rightarrow \Sigma_{\infty} x \in A \bullet c * f(x) = c * (\Sigma_{\infty} x \in A \bullet f(x)) && \text{(multiplication of constant)} \\
\text{summable}(f, A) \wedge \text{summable}(g, A) &\Rightarrow \text{summable}(\lambda x \bullet f(x) + g(x), A) && \text{(addition summable)} \\
\text{summable}(f, A) \wedge \text{summable}(g, A) &\Rightarrow \Sigma_{\infty} x \in A \bullet f(x) + g(x) = \Sigma_{\infty} x \in A \bullet f(x) + \Sigma_{\infty} x \in A \bullet g(x) && \text{(addition)}
\end{aligned}$$

4. Unit real interval (complete lattice)

Our probabilistic programs are real-valued functions over state space, and specifically, they are the functions from state space to real numbers between 0 and 1 inclusive, or the *unit real interval* (*ureal*). We call them *ureal*-valued functions, denoted as $S \rightarrow \text{ureal}$. To deal with the semantics of probabilistic loops in Section 6 using the Knaster–Tarski and Kleene fixed-point theorems [55], we define a complete lattice containing a set of these functions together with a pointwise comparison relation \leq .

Section 4.1 defines *ureal* and constructs a complete lattice containing the set *ureal* with relation \leq . Then we define *ureal*-valued functions and the pointwise comparison relation in Section 4.2. With these definitions, we construct the required complete lattice for characterising probabilistic loops.

4.1. Definition of *ureal*

The *ureal* is defined below as a set of real numbers between 0 and 1.

Definition 4.1 (Unit real interval). $\text{ureal} \hat{=} \{0..1\}$



We also define two functions to get the smaller and larger value of two comparable numbers, such as real numbers and *ureal* numbers.

Definition 4.2 (Maximum and minimum of real numbers).

$$\max(x, y) \hat{=} (\text{if } x \leq y \text{ then } y \text{ else } x) \quad \min(x, y) \hat{=} (\text{if } x \leq y \text{ then } x \text{ else } y)$$

The two functions *min* and *max* entitle us to define conversions between real numbers and *ureal* numbers.

Definition 4.3 (Conversion between *ureal* and \mathbb{R}). We define functions *u2r* (🎨) and *r2u* (🎨) (notations x^r and y^u) to convert x of *ureal* to \mathbb{R} , and y of \mathbb{R} to *ureal*.

$$x^r \hat{=} (x :: \mathbb{R}) \quad y^u \hat{=} \min(\max(0, y), 1)$$

The conversion of a *ureal* number x to a real number, by function *u2r*, is simply a type cast from *ureal* to \mathbb{R} . The conversion of a real number y to *ureal*, by function *r2u*, however, needs to deal with the cases when y is out of the unit interval. We use *min* and *max* to bound it to 0 or 1 in these cases, and keep its value if y is between 0 and 1. We show both functions are monotonic.

Lemma 4.1. The function *u2r* is strictly monotonic (🎨). That is, if $x < y$, then $x^r < y^r$. The function *r2u* is monotonic (🎨), but not strictly. For example, $2^u = 3^u$ (both equal to 1) though $2 < 3$.

The function *r2u* is the inverse of *u2r*.

Lemma 4.2. $(x^r)^u = x$ 🎨

The function *u2r* is the inverse of *r2u* only if the real number to be converted is between 0 and 1.

Lemma 4.3. $(x \geq 0 \wedge x \leq 1) \Rightarrow (x^u)^r = x$ 🎨

Infimum and supremum of *ureal* are defined using Hilbert's ε -operator.

Definition 4.4 (Infimum and supremum of *ureal*).

$$\begin{aligned} \sqcap A &\hat{=} (\varepsilon x \bullet (\forall y \in S \bullet x \leq y) \wedge (\forall z \bullet (\forall y \in A \bullet z \leq y) \Rightarrow z \leq x)) \\ \sqcup A &\hat{=} (\varepsilon x \bullet (\forall y \in S \bullet y \leq x) \wedge (\forall z \bullet (\forall y \in A \bullet y \leq z) \Rightarrow x \leq z)) \end{aligned}$$

Essentially, the infimum satisfies Laws ([Inf_lower](#)) and ([Inf_greatest](#)), and the supremum satisfies Laws ([Sup_upper](#)) and ([Sup_least](#)).

A complete lattice is now formed using these definitions.

Theorem 4.4. The poset (\textit{ureal}, \leq) with the least element 0 (0^u), the greatest element 1 (1^u), *min*, *max*, \sqcap , and \sqcup forms a complete lattice $(\textit{ureal}, \leq, <, 0, 1, \textit{min}, \textit{max}, \sqcap, \sqcup)$. 🎨

This complete lattice is illustrated in the left diagram of Fig. 2. Indeed, it is a totally ordered set.

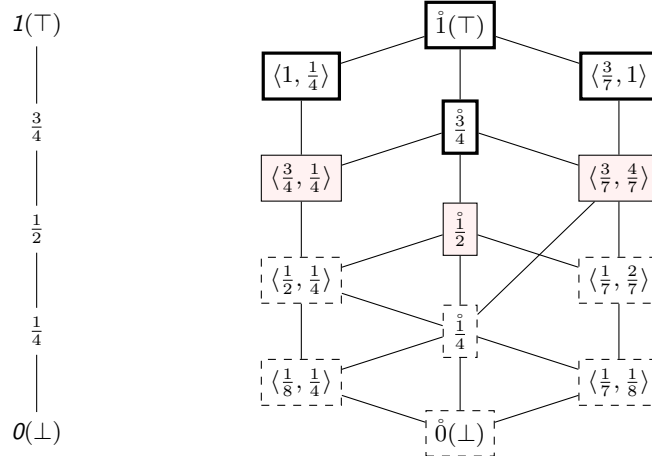


Figure 2: Complete lattices: left (\textit{ureal}, \leq) and right $([S]\textit{urexpr}, \leq)$. Dashed: subdistributions; normal: distributions; thick: superdistributions.

The addition, subtraction, and multiplication operators for real numbers are lifted for *ureal*.

Definition 4.5 (Bounded plus and minus). Provided both x and y are of type *ureal*. 🎨

$$x + y \hat{=} (\min(1, x^r + y^r))^u \quad x - y \hat{=} (\max(0, x^r - y^r))^u \quad x * y \hat{=} (x^r * y^r)^u$$

The addition $+$ and subtraction $-$ are bounded to *ureal* by using *min* and *max*. For example, $0.5 + 0.7 = 1$ and $0.5 - 0.7 = 0$.

4.2. The *ureal*-valued functions

We now consider *ureal*-valued functions and define several constant functions for real-valued and *ureal*-valued.

Definition 4.6 (Real- and *ureal*-valued constant functions).



$$\hat{0} \hat{=} \lambda s \bullet 0 \quad \hat{1} \hat{=} \lambda s \bullet 1 \quad \overset{\circ}{0} \hat{=} \lambda s \bullet 0 \quad \overset{\circ}{1} \hat{=} \lambda s \bullet 1$$

The $\hat{0}$ and $\hat{1}$ are real-valued constant functions, and $\overset{\circ}{0}$ and $\overset{\circ}{1}$ are *ureal*-valued constant functions.

The addition and subtraction operators, and relations \leq and $<$ are also lifted to functions in a pointwise manner.

Definition 4.7 (Pointwise functions).

$$\begin{aligned} f - g &\hat{=} (\lambda x \bullet f(x) - g(x)) & f + g &\hat{=} (\lambda x \bullet f(x) + g(x)) \\ f \leq g &\hat{=} (\forall x \bullet f(x) \leq g(x)) & f < g &\hat{=} (\forall x \bullet f(x) < g(x)) \end{aligned}$$

We denote a function whose domain and range are of type S and *ureal* as $[S]urexpr$ ($\hat{=} S \rightarrow ureal$). The complete lattice for *ureal*-valued functions is formed.

Theorem 4.5. *The poset $([S]urexpr, \leq)$ with the least element $\overset{\circ}{0}$, the greatest element $\overset{\circ}{1}$, the infimum and supremum in a pointwise manner forms a complete lattice $([S]urexpr, \leq, <, \overset{\circ}{0}, \overset{\circ}{1}, \min, \max, \sqcup, \sqcap)$.*



We illustrate an example of the complete lattice $([S]urexpr, \leq)$ in the right diagram of Fig. 2. Here we consider S containing two elements and use $\langle \frac{1}{2}, \frac{1}{4} \rangle$ to denote probabilities over S : $\frac{1}{2}$ and $\frac{1}{4}$ respectively. Constant functions such as $\overset{\circ}{\frac{1}{2}}$ are on the central column. In the diagram, we only show a few functions where a dashed box, a normal box, or a thick box denotes a subdistribution, a distribution, or a superdistribution whose probabilities sum to less than or equal to 1, equal to 1, or larger than 1.

5. Probabilistic programming

This section is concerned with syntax and denotational semantics of our probabilistic programming language in Sect. 5.4. Probabilistic recursion is not considered here and its syntax and semantics will be introduced in Sect. 6.

Before presenting the semantics, we define a notation of Iverson brackets in Sect. 5.1 and introduce various expression types used in our language to constrain programs in Sect. 5.2. Our probabilistic programs are functions and they are characterised as probabilistic, distributions, or subdistributions in Sect. 5.3. Our definition of Iverson brackets is real-valued functions, but probabilistic programs are *ureal*-valued functions. In order to use Iverson brackets in our semantics, we need to convert between these functions. The conversion is defined in Sect. 5.2.

After the presentation of syntax and semantics, we show a collection of proved algebraic laws for each construct in Sects. 5.5 to 5.12. These laws are used in compositional reasoning to simplify probabilistic programs.

5.1. Iverson brackets

Iverson brackets establish a correspondence between the predicate calculus and arithmetic, generalising the Kronecker delta.³

Definition 5.1 (Iverson bracket). The Iverson bracket of a predicate P of type $[S]pred$ defines a function $S \rightarrow \mathbb{R}$, which gives a real number 0 or 1 if P is false or true for particular state s (of type S).



$$[[P]] \hat{=} (\text{if } P \text{ then } 1 \text{ else } 0)_e$$

A number of laws follow immediately from this definition.

³Iverson brackets are a notation for the characteristic function on predicates. The convention was invented by Kenneth Eugene Iverson in 1962. The specific use of square brackets was advocated by Donald Knuth to avoid ambiguity in parenthesised logical expressions.

Theorem 5.1.



$$\llbracket \text{false} \rrbracket = \dot{0} \quad (1)$$

$$\llbracket \text{true} \rrbracket = \dot{1} \quad (2)$$

$$Q \sqsubseteq P \Rightarrow \llbracket P \rrbracket \leq \llbracket Q \rrbracket \quad (3)$$

$$\llbracket \neg P \rrbracket = (1 - \llbracket P \rrbracket)_e \quad (4)$$

$$\llbracket P \wedge Q \rrbracket = (\llbracket P \rrbracket * \llbracket Q \rrbracket)_e \quad (5)$$

$$\llbracket P \vee Q \rrbracket = (\llbracket P \rrbracket + \llbracket Q \rrbracket - \llbracket P \rrbracket * \llbracket Q \rrbracket)_e \quad (6)$$

$$\llbracket \lambda s \bullet s \in A \cap B \rrbracket = (\llbracket \lambda s \bullet s \in A \rrbracket * \llbracket \lambda s \bullet s \in B \rrbracket)_e \quad (7)$$

$$(\llbracket \lambda s \bullet s \in A \rrbracket + \llbracket \lambda s \bullet s \in B \rrbracket)_e = (\llbracket \lambda s \bullet s \in A \cap B \rrbracket + \llbracket \lambda s \bullet s \in A \cup B \rrbracket)_e \quad (8)$$

$$(\max(x, y))_e = (x * \llbracket x > y \rrbracket + y * \llbracket x \leq y \rrbracket)_e \quad (9)$$

$$(\min(x, y))_e = (x * \llbracket x \leq y \rrbracket + y * \llbracket x > y \rrbracket)_e \quad (10)$$

$$\sum_{P(k)} f(k) = \sum_k (f * \llbracket P \rrbracket)_e(k) \quad (11)$$

Laws (1) and (2) show the arithmetic representations of predicates *false* and *true* are simply constant functions $\dot{0}$ and $\dot{1}$. Iverson brackets are monotone, as shown in Law (3). Laws (4) to (8) establish direct correspondence between arithmetic, logic, and set operations. Laws (9) and (10) show the maximum and minimum operations can be implemented using the Iverson bracket. Law (11) shows summation over a subset of indices characterised by $P(k)$ can be expressed as summation over whole indices with the summation function $f(x)$ multiplied with the Iverson bracket of P . According to Donald E. Knuth [56], it is not easy to make a mistake when dealing with indices of summation by using the notation of the right side of the law. We omit other properties of Iverson brackets here for simplicity.

5.2. Type Abbreviations

We define a number of type abbreviations for real-valued and *ureal*-valued functions, and these abbreviations are used to type constructs in our language.

$[S] \text{rexpr} = [\mathbb{R}, S] \text{expr}$	(Real-valued expression)
$[S_1, S_2] \text{rvfun} = [\mathbb{R}, S_1 \times S_2] \text{expr}$	(Relational real-valued expression)
$[S] \text{rvhfun} = [S, S] \text{rvfun}$	(Homogeneous relational real-valued expression)
$[S] \text{urexpr} = [\text{ureal}, S] \text{expr}$	(<i>ureal</i> -valued expression)
$[S_1, S_2] \text{prfun} = [\text{ureal}, S_1 \times S_2] \text{urexpr}$	(Relational <i>ureal</i> -valued expression)
$[S] \text{prhfun} = [S, S] \text{prfun}$	(Homogeneous relational <i>ureal</i> -valued expression)

We define two functions rvfun_of_prfun and prfun_of_rvfun to convert P of type $[S_1, S_2] \text{prfun}$ to an expression of type $[S_1, S_2] \text{rvfun}$, and f of type $[S_1, S_2] \text{rvfun}$ to an expression of type $[S_1, S_2] \text{prfun}$.

Definition 5.2 (Conversion of relational real-valued and *ureal*-valued functions).

$\text{rvfun_of_prfun}(P) \hat{=} ((P)^r)_e$	(Probabilistic programs to real-valued functions)
$\text{prfun_of_rvfun}(f) \hat{=} ((f)^u)_e$	(Real-valued functions to probabilistic programs)

The notations p^r and r^u (Definition 4.3) convert a *ureal* number to a real number and a real number to a *ureal* number respectively. In this paper, we use symbols \overline{P} and \underline{f} for $\text{rvfun_of_prfun}(P)$ and $\text{prfun_of_rvfun}(f)$.

Remark 5.1. We define two types *prfun* and *rvfun* due to two reasons. First, infinite summation and limits are defined over topological space, and so over real numbers which form a banach space, but not over *ureal*. We, therefore, need to convert probabilistic programs into real-valued functions in order to calculate summation and limits. After calculation, the results are converted back to probabilistic programs. Second, two functions in parallel composition or joint probability are not necessary to be probabilistic, and they can be more general real-valued functions.

5.3. Distribution functions

A real-valued expression p is *nonnegative* if its range is real numbers larger than or equal to 0.


Definition 5.3 (Nonnegative).



$$\text{is_nonneg}(p) \hat{=} \underline{p \geq 0}$$

where \underline{e} is a tautology on predicate e and is expanded to $\forall s \bullet e(s)$.


A real-valued expression p is *probabilistic* if its range is real numbers between 0 and 1 inclusive. This kind of expressions is characterised by a function is_prob of type $[S]repr \rightarrow bool$.

Definition 5.4 (Probability expression). 

$$is_prob(p) \hat{=} \underline{p \geq 0 \wedge p \leq 1}$$

Theorem 5.2 (Iverson bracket is probabilistic). $is_prob(\llbracket p \rrbracket)$ 


A probabilistic function is called a *distribution* function if the probabilities of all states sum to 1, which is characterised by a function is_dist of type $[S]repr \rightarrow bool$.

Definition 5.5 (Probabilistic distributions). 

$$is_dist(p) \hat{=} is_prob(p) \wedge \Sigma_{\infty} s \bullet p(s) = 1$$

where Σ_{∞} denotes a summation over possible infinite states.

A probabilistic function is called a *subdistribution* function if the probabilities of all states sum to less than or equal to 1, which is characterised by a function $is_subdist$.


Definition 5.6 (Probabilistic subdistributions). 

$$is_subdist(p) \hat{=} is_prob(p) \wedge \Sigma_{\infty} s \bullet p(s) > 0 \wedge \Sigma_{\infty} s \bullet p(s) \leq 1$$

We note that a probabilistic distribution is also a subdistribution.

Lemma 5.3. $is_dist(p) \Rightarrow is_subdist(p)$ 

For relational real-valued expressions p of type $[S_1, S_2]rvfun$, we define three functions to specify if the final states of a program characterised by the expression p is probabilistic, distributions, or subdistributions. In order to specify these functions, we define a curried operator \tilde{p} ($\hat{=} \lambda s s' \bullet p(s, s')$) to turn p into lambda terms, and so $\tilde{p}(s)$ is a function from the final state s' to real numbers.


Definition 5.7 (Final states are probabilistic, distributions, and subdistributions). 

$$\begin{aligned} is_final_prob(p) &\hat{=} \underline{is_prob(\tilde{p})} && \text{[Final probabilistic]} \\ is_final_dist(p) &\hat{=} \underline{is_dist(\tilde{p})} && \text{[Final distributions]} \\ is_final_subdist(p) &\hat{=} \underline{is_subdist(\tilde{p})} && \text{[Final subdistributions]} \end{aligned}$$

For all initial states s , if such a curried expression \tilde{p} is probabilistic, a distribution, or a subdistribution, then we say p is probabilistic, a distribution, or a subdistribution over the final states, characterised by functions is_final_prob , is_final_dist , and $is_final_subdist$.

For an expression P of type $[S_1, S_2]prfun$, if $is_final_prob(\overline{P})$, we say P is probabilistic. Similarly, we say P is a distribution or a subdistribution (over its final states), if $is_final_dist(\overline{P})$ or $is_final_subdist(\overline{P})$.

Using the function *summable*, we introduce convergence for relational expressions and for the product of relational expressions over final states.

Definition 5.8 (Summable on final states). 

$$\begin{aligned} summable_on_final(p) &\hat{=} (\forall s \bullet summable(\tilde{p}(s), \mathbb{U})) && (1) \\ summable_on_final2(p, q) &\hat{=} (\forall s \bullet summable(\lambda s' \bullet p(s, s') * q(s, s'), \mathbb{U})) && (2) \end{aligned}$$

The function *summable_on_final* characterises the relational expression $p(s)$ over final states are summable on the universe \mathbb{U} of state space for any initial state s . The function *summable_on_final2* characterises the product of the expressions $p(s)$ and $q(s)$ over final states are summable on \mathbb{U} .

We also define functions below to characterise if the final states of a relational expression are reachable, and the final states of two relational expressions are reachable at the same states.

Definition 5.9 (Reachable final states). 

$$\begin{aligned} final_reachable(p) &\hat{=} (\forall s \bullet \exists s' \bullet p(s, s') > 0) && (1) \\ final_reachable2(p, q) &\hat{=} (\forall s \bullet \exists s' \bullet p(s, s') > 0 \wedge q(s, s') > 0) && (2) \end{aligned}$$

The final states of p are reachable, $final_reachable(p)$, if from any initial state s there exists at least one final state s' such that $p(s, s')$ is larger than 0, or reaching s' from s is possible. The $final_reachable2(p, q)$ characterises the possibility for $p(s)$ and $q(s)$ to reach a same state s' from any initial state s .

Convergence and reachability of a relational expression p can be derived from whether p are a distribution or subdistribution over its final states, as shown below.


Theorem 5.4. 

$$is_final_dist(p) \Rightarrow \left(\begin{array}{l} is_prob(p) \wedge (\forall s \bullet \Sigma_{\infty} s' \bullet p(s, s') = 1) \wedge \\ summable_on_final(p) \wedge final_reachable(p) \end{array} \right) \quad (1)$$

$$is_final_subdist(p) \Rightarrow \left(\begin{array}{l} is_prob(p) \wedge (\forall s \bullet \Sigma_{\infty} s' \bullet p(s, s') > 0) \wedge (\forall s \bullet \Sigma_{\infty} s' \bullet p(s, s') \leq 1) \\ summable_on_final(p) \wedge final_reachable(p) \end{array} \right) \quad (2)$$

Law 1 shows if p is a distribution over its final states, then p is probabilistic, summable over its final states, and reachable. The second conjunct restates p is a distribution over its final states. Law 2 shows if p is a subdistribution over the final states, then p is probabilistic, the summation of p over its final states is larger than 0, and less than or equal to 1, and p is summable over its final states and reachable. The second and third conjuncts restate p is a subdistribution over its final states.

Normalisation $\mathcal{N}(p)$ is the distribution whose values are in the same proportion as the values of p . Here, p is not required to be a distribution, but the result of normalisation can be.

Definition 5.10 (Normalisation). We fix p of type $[S]rexpr$, 


$$\mathcal{N}(p) \hat{=} (p / (\Sigma_{\infty} s : S \bullet p(s)))_e$$

The $\mathcal{N}(p)$ gives the distribution of the state space (both the initial state and the final state for a relational expression) in p . For example, suppose that x is in the range of $1..n$.

Example 5.1.


$$\begin{aligned} & \mathcal{N}(\llbracket x' = x + 1 \vee x' = x + 2 \rrbracket) \\ &= \{ \text{Definition 5.10} \} \\ &= (\llbracket x' = x + 1 \vee x' = x + 2 \rrbracket / (\Sigma_{\infty} (x, x') : (1..n) \times (1..n) \bullet \llbracket x' = x + 1 \vee x' = x + 2 \rrbracket))_e \\ &= \{ \text{Theorem 5.1 Law 11} \} \\ &= ((\llbracket x' = x + 1 \vee x' = x + 2 \rrbracket) / (\Sigma_{\infty} (x, x') \bullet (\llbracket x' = x + 1 \vee x' = x + 2 \rrbracket) * \llbracket (x, x') \in (1..n) \times (1..n) \rrbracket))_e \\ &= \{ \text{Theorem 5.1 Law 6} \} \\ &= \left(\begin{array}{l} (x' = x + 1 \vee x' = x + 2) / \\ \left(\Sigma_{\infty} (x, x') \bullet \left(\begin{array}{l} \llbracket x' = x + 1 \rrbracket + \llbracket x' = x + 2 \rrbracket - \\ \llbracket x' = x + 1 \rrbracket * \llbracket x' = x + 2 \rrbracket \end{array} \right) * \llbracket (x, x') \in (1..n) \times (1..n) \rrbracket \right) \end{array} \right)_e \\ &= \{ \text{Theorem 5.1 Law 5, } \llbracket x' = x + 1 \rrbracket * \llbracket x' = x + 2 \rrbracket = \dot{0}, \text{ and summation distributes through sum} \} \\ &= \left(\begin{array}{l} (\llbracket x' = x + 1 \vee x' = x + 2 \rrbracket) / \\ \left(\begin{array}{l} \Sigma_{\infty} (x, x') \bullet \llbracket x' = x + 1 \rrbracket * \llbracket (x, x') \in (1..n) \times (1..n) \rrbracket + \\ \Sigma_{\infty} (x, x') \bullet \llbracket x' = x + 2 \rrbracket * \llbracket (x, x') \in (1..n) \times (1..n) \rrbracket \end{array} \right) \end{array} \right)_e \\ &= \{ \text{Theorem 5.1 Law 5 and Iverson bracket summation one-point rule} \} \\ &= \left((\llbracket x' = x + 1 \vee x' = x + 2 \rrbracket) / \left(\begin{array}{l} \Sigma_{\infty} x \bullet \llbracket (x, x + 1) \in (1..n) \times (1..n) \rrbracket + \\ \Sigma_{\infty} x \bullet \llbracket (x, x + 2) \in (1..n) \times (1..n) \rrbracket \end{array} \right) \right)_e \\ &= \{ \text{arithmetic} \} \\ &= ((\llbracket x' = x + 1 \vee x' = x + 2 \rrbracket) / (\Sigma_{\infty} x \bullet \llbracket x \in 1..n - 1 \rrbracket + \Sigma_{\infty} x \bullet \llbracket x \in 1..n - 2 \rrbracket))_e \\ &= \{ \text{Iverson summation} \} \\ &= ((\llbracket x' = x + 1 \vee x' = x + 2 \rrbracket) / (n - 1 + n - 2))_e \\ &= \{ \text{arithmetic} \} \\ &= ((x' = x + 1 \vee x' = x + 2) / (2 * n - 3))_e \end{aligned}$$

Often we want the distribution of just the final state if p is a relational expression.

Definition 5.11 (Normalisation of the final state). We fix p of type $[S_1, S_2]rvfun$, 

$$\mathcal{N}_f(p) \hat{=} (p / (\Sigma_{\infty} v_0 : S_2 \bullet p[v_0/v']))_e$$


The value $p(s, s')$ of p for a pair (s, s') of the initial state s and the final state s' is divided by the summation of $p(s, v_0)$ over the all final states v_0 for the initial state s . The normalisation of p is a distribution over its final states, given p is nonnegative and reachable, and $\tilde{p}(s)$ is convergent for any state s .

Theorem 5.5. $is_nonneg(p) \wedge final_reachable(p) \wedge summable_on_final(p) \Rightarrow is_final_dist(\mathcal{N}_f(p))$ 


A probabilistic program P is a relational *ureal*-valued expression of type $[S_1, S_2]prfun$. We show the conversion of P to a real-valued function \underline{P} is probabilistic and pointwise subtraction of \underline{P} from the constant 1 function is also probabilistic.

Theorem 5.6. *Provided P is an expression of type $[S_1, S_2]prfun$, then $is_prob(\overline{P})$ and $is_prob(\dot{1} - \overline{P})$.* 


The conversion of P to a real-valued function, and then back to the *ureal*-valued function is still P .

Theorem 5.7. $prfun_of_rvfun$ is the inverse of $rvfun_of_prfun$, that is, $\overline{\underline{P}} = P$. 

The conversion of p of type $[S_1, S_2]prfun$ to a *ureal*-valued function, and then back to a real-value function is still p if p is probabilistic.


Theorem 5.8. $rvfun_of_prfun$ is the inverse of $prfun_of_rvfun$ if p is a probabilistic, that is, $is_prob(p) \Rightarrow \overline{\underline{p}} = p$. 

A corollary of this theorem, given below, states that the conversion of an Iverson bracket expression to *prfun* and then back to *rvfun* gives the expression itself because Iverson bracket expressions are probabilistic (Theorem 5.2).

Theorem 5.9. $\overline{\underline{\llbracket p \rrbracket}} = \llbracket p \rrbracket$. 

5.4. Syntax and semantics

Our probabilistic programming language includes six constructs (except probabilistic recursions) and their semantics is given as follows.

Definition 5.12 (Probabilistic programs). We fix P and Q as probabilistic programs of type $[S_1, S_2]prfun$, r as an expression of type $[S_1, S_2]prfun$, b as a relation of type $[S_1, S_2]urel$, and R and T as relational real-valued expressions of type $[S_1, S_2]rvfun$. 

$$\begin{aligned}
\mathbb{I}_p &\hat{=} \underline{\llbracket \mathbb{I} \rrbracket} && \text{(skip)} \\
(x :=_p e) &\hat{=} \underline{\llbracket x := e \rrbracket} && \text{(assignment)} \\
(P \oplus_r Q) &\hat{=} \underline{(\bar{r} * \overline{P} + (\dot{1} - \bar{r}) * \overline{Q})_e} && \text{(probabilistic choice)} \\
(\text{if}_c b \text{ then } P \text{ else } Q) &\hat{=} \underline{(\text{if } b \text{ then } \overline{P} \text{ else } \overline{Q})_e} && \text{(conditional choice)} \\
P ; Q &\hat{=} \underline{(\Sigma_{\infty} v_0 \bullet \overline{P}[v_0/\mathbf{v}'] * \overline{Q}[v_0/\mathbf{v}])_e} && \text{(sequential composition)} \\
R \parallel T &\hat{=} \underline{\mathcal{N}_f(R * T)_e} && \text{(parallel composition)}
\end{aligned}$$

We note that the semantics of all these constructs are the conversion of the corresponding real-valued expressions to the *ureal*-valued expressions by $prfun_of_rvfun$.

The probability skip \mathbb{I}_p is the *ureal* version of the Iverson bracket of the relational skip \mathbb{I} . It changes no variables and terminates immediately. On termination, the final state is equal to the initial state with probability 1; all other assignments to the final state have probability 0. Similarly, the probability assignment $(x :=_p e)$ is the *ureal* version of the Iverson bracket of the relational assignment $(x := e)$. Assignment is a one-point distribution of the final state.

The probabilistic choice $(P \oplus_r Q)$, also denoted $\text{if}_p r \text{ then } P \text{ else } Q$, is the weighted sum of \overline{P} (the conversion of P to the real-valued expression) and \overline{Q} based on their weights \bar{r} and $(\dot{1} - \bar{r})$. Because of the type $[S_1, S_2]prfun$ of r , both \bar{r} and $\dot{1} - \bar{r}$ are probabilistic (or between 0 and 1) by Theorem 5.6.

In the conditional choice $(\text{if}_c b \text{ then } P \text{ else } Q)$, b is a relation. If b is evaluated to true, the choice is \overline{P} . Otherwise, it is \overline{Q} .

Sequential composition $(P ; Q)$ is the serial composition of \overline{P} with \overline{Q} . It is the conditional probability of \overline{Q} , given \overline{P} . P and Q have the same type of $[S]prhfun$. $(P ; Q)$ is the summation of the product of $\overline{P}[v_0/\mathbf{v}']$, the substitution of v_0 for \mathbf{v}' in \overline{P} , and $\overline{Q}[v_0/\mathbf{v}]$, the substitution of v_0 for \mathbf{v} in \overline{Q} , over their intermediate states v_0 . Its semantics can be interpreted as: starting from an initial state s , the probability of $(P ; Q)$ reaching a final state s' is equal to the summation of the probability of \overline{Q} reaching state s' from v_0 , given the probability of \overline{P} reaching v_0 from s , over all intermediate states v_0 .

The $R \parallel T$ is the parallel composition of R with T , semantically as normalisation of the product of R and T . It is the joint probability of R and T . In its most general form, neither R nor T need to be proper probabilistic programs, but the result will be a probabilistic program.


In Bayesian inference, the posterior probability of A given B is computed based on a prior probability, which is estimated before B is observed, a likelihood function over B given fixed A , and a model evidence B according to Bayes' theorem given below.

$$\text{posterior} = \frac{\text{prior} * \text{likelihood}}{\text{evidence}} \quad \text{or} \quad P(A | B) = \frac{P(A)P(B | A)}{P(B)}$$

where B is a new observed data or evidence. In our programming language, the update of the posterior probability is modelled using parallel composition for learning new facts and sequential composition for making actions, such as the movement of robots. This is illustrated in the forgetful Monty, the robot localisation, and the cancer diagnosis examples in Sects. 7.3, 7.4, and 7.5.

5.5. Top and bottom

According to Theorem 4.5, the set of probabilistic programs is a complete lattice under \leq . The top and bottom element of the lattice satisfy the properties below.


Theorem 5.10. *Provided that P is a probabilistic program and p is a real-valued function.* 

$$\begin{array}{ccccccc} \top = \dot{1} & \perp = \dot{0} & P \geq \dot{0} & P \leq \dot{1} & \dot{1} = \dot{1} & \dot{0} = \dot{0} & \bar{1} = \dot{1} & \bar{0} = \dot{0} \\ p * \dot{0} = \dot{0} & p * \dot{1} = p & P * \dot{0} = \dot{0} & P * \dot{1} = P & & & & \end{array}$$

The top element \top is $\dot{1}$ and the bottom \perp is $\dot{0}$. Any probabilistic program P is between \perp and \top . The constant $\dot{1}$ and $\dot{1}$ mutually correspond to each other in *ureal*-valued and real-valued functions and they can be converted to each other. This is similar for $\dot{0}$ and $\dot{0}$. Real-valued functions and *ureal*-valued functions satisfy the right-zero and right-one laws.

5.6. Skip

The \mathbb{I}_p is a special case of assignment $x :=_p x$ and is also a distribution as shown below.

Theorem 5.11. 

$$\mathbb{I}_p = (x :=_p x) \tag{1}$$


$$\text{is_final_dist}(\overline{\mathbb{I}_p}) \tag{2}$$

$$\overline{(\llbracket \mathbb{I} \rrbracket)} = \llbracket \mathbb{I} \rrbracket \tag{3}$$

Law 3 shows that the conversion of $\llbracket \mathbb{I} \rrbracket$ to the *ureal*-valued function, and then back to the real-valued function is still $\llbracket \mathbb{I} \rrbracket$.

5.7. Assignments

Probabilistic assignment is a distribution.

Theorem 5.12. $\text{is_final_dist}(x :=_p e)$ 

5.8. Probabilistic choice

Probabilistic choice preserves various properties below.

Theorem 5.13. 

$$\text{is_final_dist}(\overline{P}) \wedge \text{is_final_dist}(\overline{Q}) \Rightarrow \text{is_final_dist}(\overline{P \oplus_r Q}) \tag{1}$$

$$(P \oplus_r Q) = (Q \oplus_{1-r} P) \tag{2}$$


$$(P \oplus_{\dot{0}} Q) = Q \tag{3}$$

$$(P \oplus_{\dot{1}} Q) = P \tag{4}$$

$$(P \oplus_r Q) = \underline{\bar{r} * \overline{P} + (\dot{1} - \bar{r}) * \overline{Q}} \tag{5}$$

Law 1 shows if P and Q are distributions, then the probabilistic choice is also a distribution. Laws 2 to 4 state the probabilistic choice is quasi-commutative, a zero, and a unit.

The weight r in the probabilistic choice is an *ureal*-valued expression over the product $S_1 \times S_2$ of initial and final states. This is a very general form. Usually we have the weight r only related to initial states or just a constant expression. For this reason, we define a lift operator to lift an expression over its initial state s to an expression over the product of its initial s and final states s' .

Definition 5.13 (Lift a condition to a relation). Fix r of type $[V, S]expr$, 

$$r^\uparrow \triangleq \lambda(s, s') \bullet r(s)$$

This operator r^\uparrow lifts r to a relational expression $[V, S \times \tau]expr$ with any type τ for final states.

The probabilistic choice is also quasi-associative.


Theorem 5.14 (Quasi-associativity). We fix $w_1, w_2, r_1, r_2 : [S]urexpr$, 

$$\underbrace{(\dot{1} - w_1) * (\dot{1} - w_2)} \wedge \underbrace{(\dot{1} - r_2)} \wedge \underbrace{w_1 = r_1 * r_2} \Rightarrow \left(P \oplus_{w_1^\uparrow} \left(Q \oplus_{w_2^\uparrow} R \right) \right) = \left(\left(P \oplus_{r_1^\uparrow} Q \right) \oplus_{r_2^\uparrow} R \right)$$

The probabilistic choice is quasi-associative under the two assumptions involving w_1, w_2, r_1 , and r_2 .

5.9. Conditional choice

Conditional choice satisfies various properties below.

Theorem 5.15. 

$$is_final_dist(\overline{P}) \wedge is_final_dist(\overline{Q}) \Rightarrow is_final_dist(\overline{\text{if}_c b \text{ then } P \text{ else } Q}) \quad (1)$$

$$(\text{if}_c b \text{ then } P \text{ else } P) = P \quad (2)$$


$$(\text{if}_c b \text{ then } P \text{ else } Q) = \left(P \oplus_{\llbracket b \rrbracket} Q \right) \quad (3)$$

$$(P_1 \leq P_2 \wedge Q_1 \leq Q_2) \Rightarrow (\text{if}_c b \text{ then } P_1 \text{ else } Q_1) \leq (\text{if}_c b \text{ then } P_2 \text{ else } Q_2) \quad (4)$$

Law 1 shows if P and Q are distributions, then the conditional choice is also a distribution. Law 2 shows the conditional choice between P and P is P itself. The conditional choice is a special form of probabilistic choice, as given in Law 3, with its weight $\llbracket b \rrbracket$ being the Iverson bracket of b : either 0 (if b is evaluated to false) or 1 (if b is evaluated to true). Conditional choice is also monotonic, shown in Law 4.

5.10. Sequential Composition

A variety of properties are held for sequential composition.

Theorem 5.16. 

$$is_final_dist(\overline{P}) \wedge is_final_dist(\overline{Q}) \Rightarrow is_final_dist(\overline{P; Q}) \quad (1)$$

$$\dot{0}; P = \dot{0} \quad (2)$$

$$P; \dot{0} = \dot{0} \quad (3)$$

$$\mathbb{I}_p; P = P \quad (4)$$

$$P; \mathbb{I}_p = P \quad (5)$$

$$is_final_dist(\overline{P}) \Rightarrow P; \dot{1} = \dot{1} \quad (6)$$

$$(P_1 \leq P_2 \wedge Q_1 \leq Q_2) \Rightarrow (P_1; Q_1) \leq (P_2; Q_2) \quad (7)$$


$$is_final_dist(\overline{P}) \wedge is_final_dist(\overline{Q}) \wedge is_final_dist(\overline{R}) \Rightarrow (P; (Q; R)) = (P; Q); R \quad (8)$$

$$is_final_subdist(\overline{P}) \wedge is_final_subdist(\overline{Q}) \wedge is_final_subdist(\overline{R}) \Rightarrow (P; (Q; R)) = (P; Q); R \quad (9)$$

$$is_final_subdist(\overline{P}) \Rightarrow \left(P; (\text{if}_c b \text{ then } Q \text{ else } R) = \overline{\left((P; (\llbracket b \rrbracket * Q)) + (P; (\llbracket \neg b \rrbracket * R)) \right)} \right)_e \quad (10)$$

$$\llbracket p \rrbracket; \llbracket q \rrbracket = \left(\sum_{\infty} v_0 \bullet \llbracket p[v_0/\mathbf{v}'] \wedge q[v_0/\mathbf{v}] \rrbracket \right)_e \quad (11)$$

If P and Q are distributions, then sequential composition of P and Q is also a distribution (Law 1). Sequential composition is left zero (Law 2), right zero (Law 3), left unit (Law 4), right unit (Law 5), monotonic (Law 7), and associative (Laws 8 and 9 if P, Q , and R are distributions or subdistributions). If P is a subdistribution, then Law 10 shows P is distributive through conditional choice.

An interesting Law 6  states if P is a distribution over the final state, then sequence composition of P with $\dot{1}$ is $\dot{1}$. Its proof is given below.

PROOF.

$$\begin{aligned}
& P ; \dot{\mathbf{i}} \\
&= \{ \text{Definition (sequential composition)} \} \\
& \quad \left(\Sigma_{\infty} v_0 \bullet \overline{P[v_0/\mathbf{v}]} * \overline{\dot{\mathbf{i}}[v_0/\mathbf{v}]} \right)_e \\
&= \{ \text{Theorem 5.10 and } \dot{\mathbf{i}}[v_0/\mathbf{v}] = \dot{\mathbf{i}} \} \\
& \quad \left(\Sigma_{\infty} v_0 \bullet \overline{P[v_0/\mathbf{v}]} * \dot{\mathbf{i}} \right)_e \\
&= \{ \text{Pointwise multiplication and multiplication unit law: } x * 1 = x \} \\
& \quad \left(\Sigma_{\infty} v_0 \bullet \overline{P[v_0/\mathbf{v}]} \right)_e \\
&= \{ \text{Assumption: } \textit{is_final_dist}(\overline{P}) \text{ and Theorem 5.4 Law 1: } (\forall s \bullet \Sigma_{\infty} s' \bullet \overline{P}(s, s') = 1) \} \\
& \quad \dot{\mathbf{i}} \\
&= \{ \text{Theorem 5.10} \} \\
& \quad \dot{\mathbf{i}}
\end{aligned}$$

Sequential composition of two Iverson bracket expressions can be simplified to the summation of the Iverson bracket of a conjunction, as shown in Law 11 (🎯). This law is proved below.

PROOF.

$$\begin{aligned}
& \llbracket p \rrbracket ; \llbracket q \rrbracket \\
&= \{ \text{Definition (sequential composition)} \} \\
& \quad \left(\Sigma_{\infty} v_0 \bullet \overline{\llbracket p \rrbracket}[v_0/\mathbf{v}]} * \overline{\llbracket q \rrbracket}[v_0/\mathbf{v}] \right)_e \\
&= \{ \text{Theorem 5.9} \} \\
& \quad \left(\Sigma_{\infty} v_0 \bullet \llbracket p \rrbracket[v_0/\mathbf{v}]} * \llbracket q \rrbracket[v_0/\mathbf{v}] \right)_e \\
&= \{ \text{Substitution distributive through Iverson bracket} \} \\
& \quad \left(\Sigma_{\infty} v_0 \bullet \llbracket p[v_0/\mathbf{v}'] \rrbracket * \llbracket q[v_0/\mathbf{v}] \rrbracket \right)_e \\
&= \{ \text{Theorem 5.1 Law 5} \} \\
& \quad \left(\Sigma_{\infty} v_0 \bullet \llbracket p[v_0/\mathbf{v}'] \wedge q[v_0/\mathbf{v}] \rrbracket \right)_e
\end{aligned}$$

A corollary of this law, given below, states that if the two expressions cannot agree on an intermediate state v_0 , then the sequence is just $\dot{\mathbf{0}}$.

Theorem 5.17. $c_1 \neq c_2 \Rightarrow \llbracket x' = c_1 \rrbracket ; \llbracket x = c_2 \rrbracket = \dot{\mathbf{0}}$ 🎯

If the two expressions agrees on one intermediate state c_1 , then the intermediate state can be ignored.

Theorem 5.18. $\llbracket x = c_0 \wedge x := c_1 \rrbracket ; \llbracket x = c_1 \rrbracket = \llbracket x = c_0 \rrbracket$ 🎯

If the second expression is also a point distribution, then the intermediate state can be ignored but its final state is still specified.

Theorem 5.19. $\llbracket x = c_0 \wedge x := c_1 \rrbracket ; \llbracket x = c_1 \wedge x := c_2 \rrbracket = \llbracket x = c_0 \wedge x' = c_2 \rrbracket$ 🎯


5.11. Normalisation

The \mathcal{N}_f in Definition 5.11 gives a distribution of the final state, that is, over all variables in the state space. We also want the distribution of just one particular variable instead of all, for example, to define a uniform distribution. For this purpose, we define the alphabetised normalisation below.

Definition 5.14 (Alphabetised normalisation). We fix p of type $[S_1, S_2]rvfun$ and a program variable x of type T_x , 🎯

$$\mathcal{N}_{\alpha}(x, p) \hat{=} (p / (\Sigma_{\infty} x_0 : T_x \bullet p[x_0/x']))_e$$


Uniform distributions are defined using \mathcal{N}_{α} .

Definition 5.15 (Uniform distributions). We fix a program variable x of type T_x and a finite set A of type $\mathbb{P} T_x$, 

$$\mathcal{U}(x, A) \triangleq \mathcal{N}_\alpha \left(x, \left[\bigsqcup v \in A \bullet x := v \right] \right)$$

Basically, a uniform distribution of x from a finite set A is an alphabetised normalisation of a program $\left[\bigsqcup v \in A \bullet x := v \right]$, nondeterministic choice \bigsqcup of the value of x from A , over x' . We note that here \bigsqcup is inside the Iverson bracket and is a UTP relation operator infimum which is simply disjunction \bigcup .

The uniform distribution operator satisfies properties below.

Theorem 5.20. We fix P of type $[S_1, S_2]prfun$, 

$$\mathcal{U}(x, \emptyset) = \dot{0} \tag{1}$$

$$finite(A) \Rightarrow is_prob(\mathcal{U}(x, A)) \tag{2}$$

$$finite(A) \wedge A \neq \emptyset \Rightarrow is_final_dist(\mathcal{U}(x, A)) \tag{3}$$

$$finite(A) \wedge A \neq \emptyset \Rightarrow (\forall v \in A \bullet \mathcal{U}(x, A); [x = v]) = (1 / card(A))_e \tag{4}$$


$$finite(A) \wedge A \neq \emptyset \Rightarrow \left(\mathcal{U}(x, A) = \left[\bigcup v \in A \bullet x := v \right] / card(A) \right) \tag{5}$$

$$finite(A) \wedge A \neq \emptyset \Rightarrow \left(\underline{\mathcal{U}(x, A)}; P = \underline{(\sum_{\infty} v \in A \bullet \overline{P}[v/x])} / card(A) \right) \tag{6}$$

Law 1 shows the distribution over an empty set \emptyset is just the constant function $\dot{0}$. Provided A is finite, then $\mathcal{U}(x, A)$ is probabilistic (Law 2). If A is also not empty ($A \neq \emptyset$), $\mathcal{U}(x, A)$ is also a distribution (Law 3). Under the same assumptions about A , $\mathcal{U}(x, A)$ is truly a uniform distribution, that is, x being any value from A is equally likely ($1 / card(A)$ where $card(A)$ is the cardinality of A), as shown in Law 4, where we use sequential composition $\mathcal{U}(x, A); [x = v]$ to express the probability of x being a particular value v . The distribution $\mathcal{U}(x, A)$ can be simplified to another form, shown in Law 5. The sequence of a uniform distribution and P is a left one-point, shown in Law 6.

5.12. Parallel composition

The (parallel composition) is defined over real-valued functions and specifies a *ureal*-valued function. It satisfies properties below.

Theorem 5.21. Fix p, q , and r of type $[S_1, S_2]rvfun$, and P, Q , and R of type $[S_1, S_2]prfun$. 

$$is_nonneg(p * q) \Rightarrow is_prob(\mathcal{N}_f(p * q)_e) \tag{1}$$

$$\left(\begin{array}{l} is_final_prob(p) \wedge is_final_prob(q) \wedge \\ (summable_on_final(p) \vee summable_on_final(q)) \wedge final_reachable2(p, q) \end{array} \right) \Rightarrow is_final_dist(p \parallel q) \tag{2}$$

$$(is_nonneg(p) \wedge is_nonneg(q) \wedge \neg final_reachable2(p, q)) \Rightarrow p \parallel q = \dot{0} \tag{3}$$

$$\dot{0} \parallel p = \dot{0} \tag{4}$$

$$p \parallel \dot{0} = \dot{0} \tag{5}$$

$$c \neq 0 \wedge is_final_dist(p) \Rightarrow (\lambda s \bullet c) \parallel p = \underline{p} \tag{6}$$

$$c \neq 0 \wedge is_final_dist(p) \Rightarrow p \parallel (\lambda s \bullet c) = \underline{p} \tag{7}$$

$$p \parallel q = q \parallel p \tag{8}$$

$$\left(\begin{array}{l} is_nonneg(p) \wedge is_nonneg(q) \wedge is_nonneg(r) \wedge \\ summable_on_final2(p, q) \wedge summable_on_final2(q, r) \wedge \\ final_reachable2(p, q) \wedge final_reachable2(q, r) \end{array} \right) \Rightarrow (p \parallel q) \parallel r = p \parallel (q \parallel r) \tag{9}$$

$$summable_on_final(\overline{Q}) \Rightarrow (\overline{P} \parallel \overline{Q}) \parallel \overline{R} = \overline{P} \parallel (\overline{Q} \parallel \overline{R}) \tag{10}$$

$$finite(A) \wedge A \neq \emptyset \Rightarrow \left(\underline{\mathcal{U}(x, A)} \parallel p = \underline{((\sum_{\infty} v \in A \bullet [x := v] * p[v/x']) / (\sum_{\infty} v \in A \bullet p[v/x']))}_e \right) \tag{11}$$

Law 1 shows the normalisation of the product $p * q$ of p and q is probabilistic if $p * q$ is nonnegative. If both p and q are probabilistic and summable on their final states, reachable on at least one same final state at the same time, then $p \parallel q$ is also a distribution of the final state (Law 2). If both p and q are nonnegative, and not reachable on at least one same final state at the same time (or a contradiction between p and q), then $p \parallel q$ is a zero (Law 3).

Parallel composition is a left zero (Law 4) and a right zero (Law 5), and a left unit (Law 6) and a right unit (Law 7) if a constant c is not 0 and p is a distribution. It is also commutative (Law 8).

Law 9 shows if p , q , and r are nonnegative, both p and q are summable and reachable on their product, and both q and r are summable and reachable on their product, then parallel composition is associative. If, however, p , q , and r are converted from probabilistic programs P , Q , and R , and also Q is summable on its final state, then parallel composition is also associative (Law 10).


Law 11 shows if A is finite and not empty, then parallel composition of a uniform distribution over x from A and p can be simplified to a division whose numerator denotes the value of p reaching a final state with x being a particular value v and whose denominator denotes the summation of the values of p reaching final states with x being any value v from A .

6. Recursion

This section presents syntax and semantics of probabilistic recursion. We use the Kleene fixed-point theorem to construct fixed points iteratively.


6.1. Probabilistic loops

We introduce the syntax for the least fixed point and the greatest fixed point based on the Knaster–Tarski fixed-point theorem 3.4.

Definition 6.1 (Least and greatest fixed points). 

$$\begin{aligned} \mu_p X \bullet P &\hat{=} \mu (\lambda X \bullet P) && \text{(least fixed point)} \\ \nu_p X \bullet P &\hat{=} \nu (\lambda X \bullet P) && \text{(great fixed point)} \end{aligned}$$

We define a loop function \mathcal{F} below and use it to define probabilistic while loops later.


Definition 6.2 (Loop function). We fix a homogeneous relation $b : [S]hrel$, and homogeneous probabilistic programs P and X of type $[S]prhfun$, then 

$$\mathcal{F}(b, P, X) \hat{=} \mathbf{if}_c b \text{ then } (P; X) \text{ else } \mathbb{I}_p \quad \text{(loop function)}$$


The function \mathcal{F} is a conditional choice between the sequence $(P; X)$ and the skip \mathbb{I}_p , depending on the relation b . We use \mathcal{F}_P^b as a shorthand for $\lambda X \bullet \mathcal{F}(b, P, X)$. The $\mathcal{F}_P^b(X)$ can be simplified.

$$\begin{aligned} &\mathcal{F}_P^b(X) \\ &= \{ \text{Definition (loop function)} \} \\ &\quad \mathbf{if}_c b \text{ then } (P; X) \text{ else } \mathbb{I}_p \\ &= \{ \text{Theorem 5.15 Law 3 and Definition (skip)} \} \\ &\quad \left((P; X) \oplus_{\llbracket b \rrbracket} \llbracket \mathbb{I} \rrbracket \right) \\ &= \{ \text{Theorem 5.13 Law 5} \} \\ &\quad \overline{\left(\llbracket b \rrbracket \right) * \overline{(P; X)} + \left(\mathbf{i} - \overline{\llbracket b \rrbracket} \right) * \overline{\llbracket \mathbb{I} \rrbracket}} \\ &= \{ \text{Theorem 5.8, Theorem 5.11 Law 3, Theorem 5.12, and Theorem 5.4 Law 1} \} \\ &\quad \llbracket b \rrbracket * \overline{(P; X)} + \left(\mathbf{i} - \llbracket b \rrbracket \right) * \llbracket \mathbb{I} \rrbracket \\ &= \{ \text{Theorem 5.1 Law 4} \} \\ &\quad \underline{\llbracket b \rrbracket * \overline{(P; X)} + \llbracket \neg b \rrbracket * \llbracket \mathbb{I} \rrbracket} \quad \text{(lfun altdef)} \end{aligned}$$

If a probabilistic program P is a distribution, then \mathcal{F}_P^b is monotonic.

Theorem 6.1. $is_final_dist(\overline{P}) \Rightarrow mono(\mathcal{F}_P^b)$ 

With \mathcal{F} , we define two probabilistic loops using both the least and the greatest fixed points. The reason to define two probabilistic loops is our intention to establish the uniqueness theorem of fixed points. Based on Knaster–Tarski fixed-point Theorem 3.4, the uniqueness is equivalent to the equality of the least fixed point and the greatest fixed point.

Definition 6.3 (Probabilistic loops). 

$$\begin{aligned} \mathbf{while}_p b \text{ do } P \text{ od} &\hat{=} \mu_p X \bullet \mathcal{F}_P^b(X) && \text{(while loop by least fixed point)} \\ \mathbf{while}_p^\top b \text{ do } P \text{ od} &\hat{=} \nu_p X \bullet \mathcal{F}_P^b(X) && \text{(while loop by strongest fixed point)} \end{aligned}$$

The **while_p b do P od** satisfy several laws below.

Theorem 6.2.



$$\begin{aligned}
is_final_dist(\overline{P}) &\Rightarrow \mathbf{while}_p b \mathbf{do} P \mathbf{od} = \mathcal{F}_P^b(\mathbf{while}_p b \mathbf{do} P \mathbf{od}) && \text{(unfold)} \\
\mathbf{while}_p \mathbf{false} \mathbf{do} P \mathbf{od} &= \mathbb{I}_p && \text{(false)} \\
\mathbf{while}_p \mathbf{true} \mathbf{do} P \mathbf{od} &= \dot{0} && \text{(true)}
\end{aligned}$$

If P is a distribution, **while_p b do P od** can be unfolded without its semantics changed. If b is **false**, the loop is just \mathbb{I}_p . It is $\dot{0}$ otherwise.

The **while_p[⊤] b do P od** satisfy similar laws below.

Theorem 6.3.



$$\begin{aligned}
is_final_dist(\overline{P}) &\Rightarrow \mathbf{while}_p^\top b \mathbf{do} P \mathbf{od} = \mathcal{F}_P^b(\mathbf{while}_p^\top b \mathbf{do} P \mathbf{od}) && \text{(unfold)} \\
\mathbf{while}_p^\top \mathbf{false} \mathbf{do} P \mathbf{od} &= \mathbb{I}_p && \text{(false)} \\
is_final_dist(\overline{P}) &\Rightarrow \mathbf{while}_p^\top \mathbf{true} \mathbf{do} P \mathbf{od} = \dot{1} && \text{(true)}
\end{aligned}$$

We note that if P is a distribution and b is **true**, the loop is just $\dot{1}$, instead of $\dot{0}$ for **while_p**.

As the semantics for probabilistic loops in our programming language is the [\(least fixed point\)](#) and the [\(great fixed point\)](#) in Knaster–Tarski fixed-point Theorem 3.4, this does not give information about how fixed points can be computed by iterations. We resort to Kleene fixed-point Theorem 3.6 for iterations. Our use of iterations to compute fixed point is motivated by a simple probabilistic program: flip a coin until the outcome is a head, defined as follows.

6.2. Motivation example

This example [20, 26, 14] is about flipping a coin till the outcome is a head.

Definition 6.4 (Flip a coin).



$$\begin{aligned}
Tcoin &::= hd \mid tl \\
\mathbf{alphabet} \ cstate &= c :: Tcoin \\
cflip &\hat{=} c :=_p hd \oplus_{1/2} c :=_p tl \\
flip &\hat{=} \mathbf{while}_p c = tl \mathbf{do} cflip \mathbf{od}
\end{aligned}$$

$Tcoin$ is a free type in the Z notation or an enumerable data type in Isabelle, and it contains two constants hd and tl of type $Tcoin$. The keyword **alphabet** is used to declare the state space of a program and it is $cstate$ in this case. This state space is composed of only one variable c of type $Tcoin$, denoting the outcome of the coin flip experiment. The $cflip$ is a probabilistic choice denoting both hd and tl are equally likely, or a uniform distribution over two outcomes. Finally, this program $flip$ is a while loop whose condition is $c = tl$, specifying that the outcome is tl , and whose body is $cflip$. The $cflip$ is simplified as follows.

$$\begin{aligned}
cflip & \\
&= \{ \text{Definition of } cflip \} \\
& \quad c :=_p hd \oplus_{1/2} c :=_p tl \\
&= \{ \text{Law 5 in Theorem 5.13 and Definition (assignment)} \} \\
& \quad \overline{1/2 * \left(\llbracket c :=_p hd \rrbracket \right) + \left(1 - 1/2 \right) * \left(\llbracket c :=_p tl \rrbracket \right)} \\
&= \{ \text{Conversion Definitions 5.2 and 4.3, and Theorem 5.8} \} \\
& \quad \overline{1/2 * \llbracket c :=_p hd \rrbracket + 1/2 * \llbracket c :=_p tl \rrbracket} \\
&= \{ \text{Definition (assignment)} \} \\
& \quad \overline{1/2 * \llbracket c' = hd \rrbracket + 1/2 * \llbracket c' = tl \rrbracket} && (cflip \text{ altdef})
\end{aligned}$$

The $cflip$ is also a distribution.

Lemma 6.4. $is_final_dist(\overline{cflip})$



PROOF.

$$\begin{aligned}
& \{ \text{Theorem 5.12} \} \\
& \text{is_final_dist}(c :=_p hd) \wedge \text{is_final_dist}(c :=_p tl) \\
\Rightarrow & \{ \text{Theorem 5.13 Law 1} \} \\
& \text{is_final_dist}(\overline{cflip})
\end{aligned}$$

Then the loop function $\mathcal{F}_{cflip}^{c=tl}(X)$, denoted as \mathcal{F}_c , is further simplified.

$$\begin{aligned}
& \mathcal{F}_c(X) \\
= & \{ \text{Law (lfun altdef)} \} \\
& \overline{\llbracket c = tl \rrbracket * (\overline{cflip}; X)} + \llbracket \neg c = tl \rrbracket * \llbracket \mathbf{I} \rrbracket \\
= & \{ \text{Law (cflip altdef), Theorem 3.1 Law (skip), and Theorem 5.1 Law 5} \} \\
& \overline{\llbracket c = tl \rrbracket * \left(\left(\frac{1}{2} * \llbracket c' = hd \rrbracket + \frac{1}{2} * \llbracket c' = tl \rrbracket \right); X \right)} + \llbracket \neg c = tl \rrbracket * \llbracket c' = c \rrbracket \\
= & \{ \text{Definition 6.4 of Tcoin: } (\neg c = tl) = (c = hd) \} \\
& \overline{\llbracket c = tl \rrbracket * \left(\left(\frac{1}{2} * \llbracket c' = hd \rrbracket + \frac{1}{2} * \llbracket c' = tl \rrbracket \right); X \right)} + \llbracket c = hd \rrbracket * \llbracket c' = c \rrbracket \quad (\text{loop body of flip})
\end{aligned}$$

Now consider $F^n(\perp)$ in the Kleene fixed-point theorem, and here F is \mathcal{F}_c and \perp is $\hat{0}$.

$$\begin{aligned}
& (\mathcal{F}_c)^0(\hat{0}) = \hat{0} \\
& (\mathcal{F}_c)^1(\hat{0}) = \{ \text{Law (loop body of flip)} \} \\
& \quad \overline{\llbracket c = tl \rrbracket * \left(\left(\frac{1}{2} * \llbracket c' = hd \rrbracket + \frac{1}{2} * \llbracket c' = tl \rrbracket \right); \hat{0} \right)} + \llbracket c = hd \rrbracket * \llbracket c' = c \rrbracket \\
& = \{ \text{Right Zero Theorem 5.16 Law 3} \} \\
& \quad \llbracket c = hd \rrbracket * \llbracket c' = c \rrbracket \\
& (\mathcal{F}_c)^2(\hat{0}) = \{ F^2(\hat{0}) = F(F^1(\hat{0})) \text{ and Law (lfun altdef)} \} \\
& \quad \overline{\llbracket c = tl \rrbracket * \left(\overline{cflip}; (F_{cflip}^{c=tl})^1(\hat{0}) \right)} + \llbracket \neg c = tl \rrbracket * \llbracket \mathbf{I} \rrbracket \\
& = \{ \text{Law (cflip altdef), } (F_{cflip}^{c=tl})^1(\hat{0}), \text{ Theorem 3.1 Law (skip), and Theorem 5.1 Law 5} \} \\
& \quad \overline{\llbracket c = tl \rrbracket * \left(\left(\frac{1}{2} * \llbracket c' = hd \rrbracket + \frac{1}{2} * \llbracket c' = tl \rrbracket \right); \llbracket c = hd \rrbracket * \llbracket c' = c \rrbracket \right)} + \llbracket c = hd \rrbracket * \llbracket c' = c \rrbracket \\
& = \{ \text{Definition (sequential composition), Theorem 5.1, Theorem 5.17, } \dots \} \\
& \quad \overline{\llbracket c = tl \rrbracket * \llbracket c' = hd \rrbracket / 2 + \llbracket c = hd \rrbracket * \llbracket c' = c \rrbracket} \\
& (\mathcal{F}_c)^3(\hat{0}) = \{ \dots \} \\
& \quad \overline{\llbracket c = tl \rrbracket * \llbracket c' = hd \rrbracket / 2 + \llbracket c = tl \rrbracket * \llbracket c' = hd \rrbracket / 2^2 + \llbracket c = hd \rrbracket * \llbracket c' = c \rrbracket} \\
& = \{ \dots \} \\
& \quad \overline{\llbracket c = tl \rrbracket * \llbracket c' = hd \rrbracket * (1/2 + 1/2^2) + \llbracket c = hd \rrbracket * \llbracket c' = c \rrbracket} \\
& \quad \dots \\
& (\mathcal{F}_c)^n(\hat{0}) = \{ \text{Induction} \} \\
& \quad \overline{\llbracket c = tl \rrbracket * \llbracket c' = hd \rrbracket * \left(\frac{1}{2} + \frac{1}{2^2} + \dots + \frac{1}{2^{(n-1)}} \right) + \llbracket c = hd \rrbracket * \llbracket c' = c \rrbracket} \\
& = \{ \text{Summation} \} \\
& \quad \overline{\llbracket c = tl \rrbracket * \llbracket c' = hd \rrbracket * \sum_{i=1}^{n-1} \frac{1}{2^i} + \llbracket c = hd \rrbracket * \llbracket c' = c \rrbracket} \quad (\text{iteration from bot})
\end{aligned}$$

The $(\mathcal{F}_c)^n(\hat{0})$ corresponds to the termination probability after up to $n - 1$ iterations of the loop body of *flip* in Definition 6.4. For example, $(\mathcal{F}_c)^1(\hat{0})$ corresponds to zero iterations or immediate termination. Its semantics is $\llbracket c = hd \rrbracket * \llbracket c' = c \rrbracket$ which means if the initial value of c is hd , then the final value is also hd with probability 1. For example, $(\mathcal{F}_c)^3(\hat{0})$ corresponds to the termination after up to two iterations including the immediate

termination, the termination after exact one iteration ($\llbracket c = tl \rrbracket * \llbracket c' = hd \rrbracket / 2$, meaning the initial value of c is tl and the outcome of the flip is hd with probability $1/2$), and exact two iterations ($\llbracket c = tl \rrbracket * \llbracket c' = hd \rrbracket / 2^2$).

Now consider $F^n(\top)$ in the Kleene fixed-point theorem, and here \top is $\hat{1}$.


$$\begin{aligned}
(\mathcal{F}_c)^0(\hat{1}) &= \hat{1} \\
(\mathcal{F}_c)^1(\hat{1}) &= \{ \text{Law (loop body of flip)} \} \\
&= \overline{\llbracket c = tl \rrbracket * \left(\frac{1/2 * \llbracket c' = hd \rrbracket + 1/2 * \llbracket c' = tl \rrbracket}{2} \right); \hat{1}} + \llbracket c = hd \rrbracket * \llbracket c' = c \rrbracket} \\
&= \{ \text{Lemma 6.4 and Theorem 5.16 Law 6} \} \\
&= \overline{\llbracket c = tl \rrbracket + \llbracket c = hd \rrbracket * \llbracket c' = c \rrbracket} \\
(\mathcal{F}_c)^2(\hat{1}) &= \{ F^2(\hat{1}) = F(F^1(\hat{1})) \text{ and Law (fun altdef)} \} \\
&= \overline{\llbracket c = tl \rrbracket * \left(cflip; \left(F_{cflip}^{c=tl} \right)^1(\hat{1}) \right) + \llbracket \neg c = tl \rrbracket * \llbracket \mathbf{I} \rrbracket} \\
&= \{ \text{Law (cflip altdef), } \left(F_{cflip}^{c=tl} \right)^1(\hat{1}), \text{ Theorem 3.1 Law (skip), and Theorem 5.1 Law 5} \} \\
&= \overline{\llbracket c = tl \rrbracket * \left(\left(\frac{1/2 * \llbracket c' = hd \rrbracket + 1/2 * \llbracket c' = tl \rrbracket}{2} \right); \left(\frac{\llbracket c = tl \rrbracket + \llbracket c = hd \rrbracket * \llbracket c' = c \rrbracket}{2} \right) \right) + \llbracket c = hd \rrbracket * \llbracket c' = c \rrbracket} \\
&= \{ \text{Definition (sequential composition), Theorems 5.1, Theorem 5.17, } \dots \} \\
&= \overline{\llbracket c = tl \rrbracket * \left(\frac{1/2 * \llbracket c' = hd \rrbracket + 1/2}{2} \right) + \llbracket c = hd \rrbracket * \llbracket c' = c \rrbracket} \\
&= \{ \text{Theorem 5.8} \} \\
&= \overline{\llbracket c = tl \rrbracket / 2 + \llbracket c = tl \rrbracket * \llbracket c' = hd \rrbracket / 2 + \llbracket c = hd \rrbracket * \llbracket c' = c \rrbracket} \\
(\mathcal{F}_c)^3(\hat{1}) &= \{ \dots \} \\
&= \overline{\llbracket c = tl \rrbracket / 2^2 + \llbracket c = tl \rrbracket * \llbracket c' = hd \rrbracket * (1/2 + 1/2^2) + \llbracket c = hd \rrbracket * \llbracket c' = c \rrbracket} \\
&\dots \\
(\mathcal{F}_c)^n(\hat{1}) &= \{ \text{Induction} \} \\
&= \overline{\llbracket c = tl \rrbracket / 2^{n-1} + \llbracket c = tl \rrbracket * \llbracket c' = hd \rrbracket * \sum_{i=1}^{n-1} 1/2^i + \llbracket c = hd \rrbracket * \llbracket c' = c \rrbracket} \quad (\text{iteration from top})
\end{aligned}$$

We notice that $(\mathcal{F}_c)^n(\hat{1})$ above is an addition of three operands of which the last two are the same as $(\mathcal{F}_c)^n(\hat{0})$ in (iteration from bottom). The extra operand $\llbracket c = tl \rrbracket / 2^{n-1}$ converges to 0 when n approaches ∞ , and so eventually $(\mathcal{F}_c)^n(\hat{0})$ and $(\mathcal{F}_c)^n(\hat{1})$ coincide at ∞ . This is illustrated in Fig. 3 where the common part $\llbracket c = hd \rrbracket * \llbracket c' = c \rrbracket$ in $(\mathcal{F}_c)^n(\hat{0})$ and $(\mathcal{F}_c)^n(\hat{1})$ is omitted. As shown in the diagram, along with the increasing iterations, $(\mathcal{F}_c)^n(\hat{0})$ increases towards 1 from the initial 0, while $(\mathcal{F}_c)^n(\hat{1})$ decreases towards 1 from the initial 2. Their differences, marked with dashed lines, are becoming smaller and smaller. From this example, we observe that there is one unique fixed point where the least fixed point and the greatest fixed point are the same. The precondition for this uniqueness is their iteration differences converging to 0. If this is the case, in order to reason about a probabilistic loop, we just need to find out a fixed point and prove it. Then the fixed point is the semantics of the loop. Actually, we do not need to compute it by iterations.

This example motivates us to give a semantics to probabilistic loops as follows. First, we need to prove the loop function is continuous. Then if the differences of iterations from top and bottom converges to 0, there is a unique fixed point. Otherwise, we use the Kleene fixed-point Theorem 3.6 to compute the least fixed point and the greatest fixed point by iterations.

6.3. Fixed point theorems

We define the function \mathcal{I} below recursively for iterations $(\mathcal{F}_P^b)^n(X)$, and the function \mathcal{ID} for the differences between iterations from top and bottom.

Definition 6.5 (Iteration and iteration difference). 

$$\mathcal{I}(n, b, P, X) \hat{=} (\text{if } n = 0 \text{ then } X \text{ else } \mathcal{F}_P^b(\mathcal{I}(n-1, b, P, X))) \quad (\text{iteration})$$

$$\mathcal{F}_0(b, P, X) \hat{=} \text{if}_c b \text{ then } (P; X) \text{ else } \hat{0}$$

$$\mathcal{ID}(n, b, P, X) \hat{=} (\text{if } n = 0 \text{ then } X \text{ else } \mathcal{F}_0(b, P, \mathcal{ID}(n-1, b, P, X))) \quad (\text{iteration difference})$$

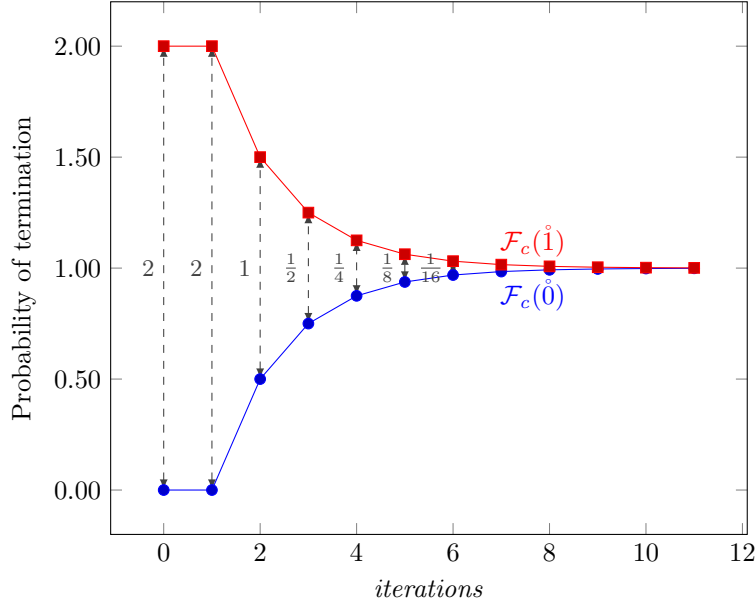


Figure 3: Termination probability over iterations from bottom and top for coin flip.

The \mathcal{F}_0 is similar to \mathcal{F} in Definition (loop function) except that if the condition b does not hold, it is $\hat{0}$ instead of \mathbb{I}_p in \mathcal{F} .

We show that the iteration from bottom is an ascending chain and the iteration from top is a descending chain if P is a distribution.

Theorem 6.5. $is_final_dist(\overline{P}) \Rightarrow incseq(\lambda n \bullet \mathcal{I}(n, b, P, \hat{0}))$ 🧩

Theorem 6.6. $is_final_dist(\overline{P}) \Rightarrow decseq(\lambda n \bullet \mathcal{I}(n, b, P, \hat{1}))$ 🧩

For an ascending or descending chain f , we define \mathcal{FS}_\uparrow and \mathcal{FS}_\downarrow to denote there are only finite states to have their suprema or infima different from their initial values $f(0)$.

Definition 6.6 (Finite states). We fix $f : \mathbb{N} \rightarrow [S]prhfun$, then define 🧩

$$\mathcal{FS}_\uparrow(f) \hat{=} finite \left(\left\{ s : S \mid \left(\left(\bigsqcup n \bullet f(n, s) \right) > f(0, s) \right) \right\} \right)$$

$$\mathcal{FS}_\downarrow(f) \hat{=} finite \left(\left\{ s : S \mid \left(\left(\bigsqcap n \bullet f(n, s) \right) < f(0, s) \right) \right\} \right)$$

The intuition behind the definitions of \mathcal{FS}_\uparrow and \mathcal{FS}_\downarrow is that if an ascending or descending chain f has its supremum or infimum not equal to $f(0)$ for a particular state s , then there exists a $m : \mathbb{N}$ such that for any $\varepsilon : \mathbb{R} > 0$, $(\bigsqcup n \bullet f(n, s) - f(m, s) < \varepsilon)$ or $(f(m, s) - \bigsqcap n \bullet f(n, s) < \varepsilon)$.

We show that if f is an ascending chain and also $\mathcal{FS}_\uparrow(f)$, then there exists a $N : \mathbb{N}$ such that for any $n \geq N$, $f(n, s)$ is close to its supremum in a given distance $\varepsilon : \mathbb{R} > 0$ for any s .

Theorem 6.7. We fix $f : \mathbb{N} \rightarrow [S_1, S_2]prhfun$, then 🧩

$$incseq(f) \wedge \mathcal{FS}_\uparrow(f) \Rightarrow \forall \varepsilon : \mathbb{R} > 0 \bullet \exists N : \mathbb{N} \bullet \forall n \geq N \bullet \forall s \bullet \left(\bigsqcup m \bullet f(m, s) \right) - f(n, s) < \varepsilon$$

This is explained and illustrated in Fig. 4 where f is a monotonic function, such as $(\lambda n \bullet \mathcal{I}(n, b, P, \hat{0}))$, whose domain is a complete lattice, and so its limit exists and is the supremum $(\bigsqcup n \bullet f(n, s_i))$ of the increasing chain of this function for a particular state s_i . In this diagram, we show there are four states (four combinations of the product states (s, s') , indeed) in the observation space, denoted as s_1, s_2, s_3 , and s_4 . We draw the function f of the four states for n up to 11, as shown in the diagram as $f(n, s_1), f(n, s_2), f(n, s_3)$, and $f(n, s_4)$. The function for each state has a corresponding supremum, such as $\bigsqcup n \bullet f(n, s_1)$ for s_1 , and a densely dashed line denotes the supremum. We also consider a real number $\varepsilon > 0$ and so Epsilon regions are formed between the densely dashed lines (the supremum) and the loosely dashed line $(\bigsqcup n \bullet f(n, s_i) - \varepsilon)$. The theorem above shows there is always a N for all $m \geq N$ such that the closeness of $f(m, s_i)$ to its supremum $(\bigsqcup n \bullet f(n, s_i))$ is less than ε for any s_i . Because the limit of $f(n, s_i)$ is $(\bigsqcup n \bullet f(n, s_i))$, there always exists a N_i to satisfy this closeness. For constant zero functions such as $f(n, s_4)$, N_i is just 0. According to the assumption of finiteness,

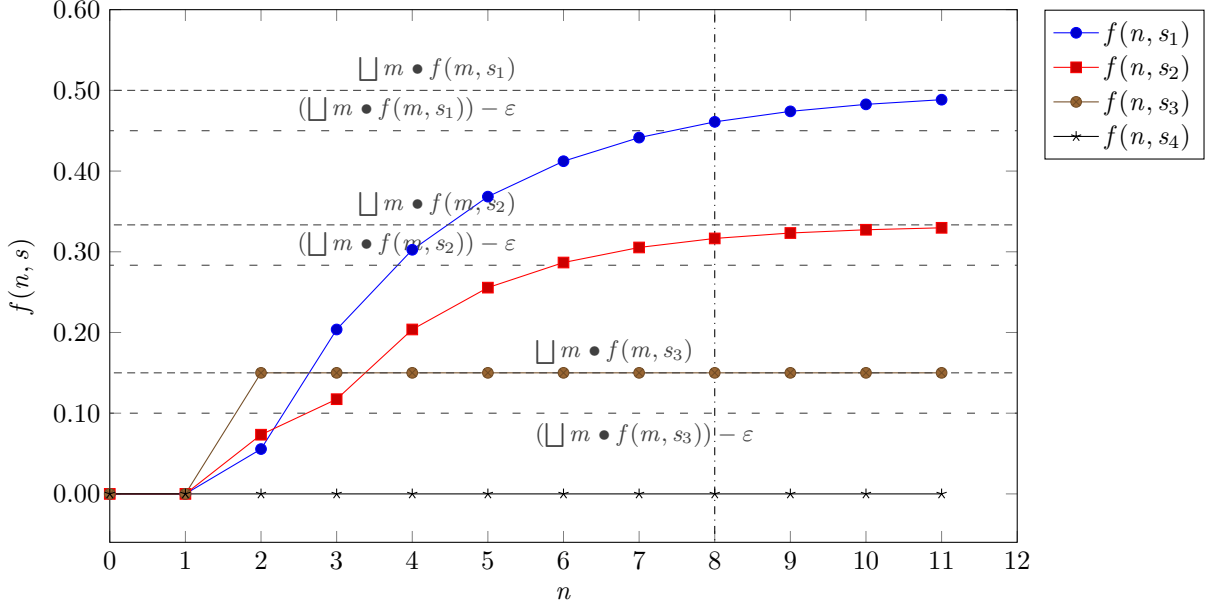


Figure 4: Illustration of limits of an increasing chain for various states.

there are finite states to have their N_i larger than 0, the states $\{s_1, s_2, s_3\}$, in this example, whose N_i are 8, 6, and 2 respectively. We can choose N as the maximum number from this N_i set and it is 8 (illustrated as a dotted dash line at $x = 8$) here. Now for all $n \geq N$ and any state s , the function $f(n, s)$ is close to its supremum within the given ε . This theorem is necessary to prove Theorem 6.9 below and eventually the continuity theorem 6.11.

A descending chain f satisfies the similar theorem below.

Theorem 6.8. We fix $f : \mathbb{N} \rightarrow [S_1, S_2] \text{prfun}$, then 🧩

$$\text{decseq}(f) \wedge \mathcal{FS}_{\Downarrow}(f) \Rightarrow \forall \varepsilon : \mathbb{R} > 0 \bullet \exists N : \mathbb{N} \bullet \forall n \geq N \bullet \forall s \bullet f(n, s) - \left(\bigsqcup m \bullet f(m, s) \right) < \varepsilon$$

From Theorems 6.5 and 6.7, we prove the following theorem stating that for any state s the limit of the application of \mathcal{F} to \mathcal{I} is the application of \mathcal{F} to the supremum of iterations.

Theorem 6.9 (Limit as supremum). 🧩

$$\begin{aligned} & (\text{is_final_dist}(\overline{P}) \wedge \mathcal{FS}_{\Uparrow}(\lambda n \bullet \mathcal{I}(n, b, P, \hat{0}))) \Rightarrow \\ & \forall s \bullet (\lambda n : \mathbb{N} \bullet \mathcal{F}_P^b(\mathcal{I}(n, b, P, \hat{0}))(s)) \xrightarrow{n \rightarrow \infty} (\mathcal{F}_P^b(\bigsqcup n \bullet \mathcal{I}(n, b, P, \hat{0}))(s)) \end{aligned}$$

From Theorems 6.6 and 6.8, we prove the following similar theorem stating that for any state s the limit of the application of \mathcal{F} to \mathcal{I} is the application of \mathcal{F} to the infimum of iterations.

Theorem 6.10 (Limit as infimum). 🧩

$$\begin{aligned} & (\text{is_final_dist}(\overline{P}) \wedge \mathcal{FS}_{\Downarrow}(\lambda n \bullet \mathcal{I}(n, b, P, \hat{1}))) \Rightarrow \\ & \forall s \bullet (\lambda n : \mathbb{N} \bullet \mathcal{F}_P^b(\mathcal{I}(n, b, P, \hat{1}))(s)) \xrightarrow{n \rightarrow \infty} (\mathcal{F}_P^b(\prod n \bullet \mathcal{I}(n, b, P, \hat{1}))(s)) \end{aligned}$$

Continuity of \mathcal{F} for iterations from bottom and top is derived from Theorems 6.9 and 6.10 and presented below.

Theorem 6.11 (Continuity - iteration from bottom). 🧩

$$(\text{is_final_dist}(\overline{P}) \wedge \mathcal{FS}_{\Uparrow}(\lambda n \bullet \mathcal{I}(n, b, P, \hat{0}))) \Rightarrow \mathcal{F}_P^b(\bigsqcup n \bullet \mathcal{I}(n, b, P, \hat{0})) = (\bigsqcup n \bullet \mathcal{I}(n, b, P, \hat{0}))$$


Theorem 6.12 (Continuity - iteration from top). 🧩

$$(\text{is_final_dist}(\overline{P}) \wedge \mathcal{FS}_{\Downarrow}(\lambda n \bullet \mathcal{I}(n, b, P, \hat{1}))) \Rightarrow \mathcal{F}_P^b(\prod n \bullet \mathcal{I}(n, b, P, \hat{1})) = (\prod n \bullet \mathcal{I}(n, b, P, \hat{1}))$$

The Kleene fixed-point theorem 3.6 states the least (or greatest) fixed point of a continuous function \mathcal{F} is the supremum (or infimum) of the ascending (or descending) chain of the function. This is just the semantics of while loops.


Theorem 6.13 (Least fixed point by construction). 

$$(is_final_dist(\overline{P}) \wedge \mathcal{FS}_{\uparrow}(\lambda n \bullet \mathcal{I}(n, b, P, \hat{0}))) \Rightarrow \mathbf{while}_p b \mathbf{do} P \mathbf{od} = (\bigsqcup n \bullet \mathcal{I}(n, b, P, \hat{0}))$$

Theorem 6.14 (Greatest fixed point by construction). 

$$(is_final_dist(\overline{P}) \wedge \mathcal{FS}_{\downarrow}(\lambda n \bullet \mathcal{I}(n, b, P, \hat{1}))) \Rightarrow \mathbf{while}_p^{\top} b \mathbf{do} P \mathbf{od} = (\bigsqcap n \bullet \mathcal{I}(n, b, P, \hat{1}))$$

There are several benefits to have the semantics of probabilistic loops constructed by iterations, as shown in Theorems 6.13 and 6.14. Essentially, the theorems give the semantics to probabilistic loops theoretically. In practice, they also enable us to compute the semantics by approximation or iterations, for example, in model checking. Another benefit is to facilitate the proof of the unique fixed point theorem as follows.

Theorem 6.15 (Unique fixed point). 

$$is_final_dist(\overline{P}) \wedge \mathcal{FS}_{\uparrow}(\lambda n \bullet \mathcal{I}(n, b, P, \hat{0})) \wedge \forall s \bullet \left(\lambda n \bullet \overline{\mathcal{ID}(n, b, P, \hat{1})}(s) \right) \xrightarrow{n \rightarrow \infty} 0 \wedge \mathcal{F}_P^b(fp) = fp \\ \Rightarrow (\mathbf{while}_p b \mathbf{do} P \mathbf{od} = fp) \wedge (\mathbf{while}_p^{\top} b \mathbf{do} P \mathbf{od} = fp)$$

There are four assumptions in the theorem. The third one corresponds to the differences between iterations from top and bottom, illustrated as dashed lines in Fig. 3. If for any state s , the difference tends to 0, then the least fixed point by Theorem 6.13 and the greatest fixed point by Theorem 6.14 coincide. The fourth assumption states fp is a fixed point of \mathcal{F} . The conclusion states that both the least fixed point and the greatest fixed point are just fp . With this theorem, the proof obligation for reasoning about loops is largely simplified just to establish these assumptions.

7. Examples and case studies

7.1. Doctor Who's Tardis Attack

Two robots, the Cyberman C and the Dalek D, attack Doctor Who's Tardis once a day between them. C has a probability 1/2 of a successful attack, while D has a probability 3/10 of a successful attack. C attacks more often than D, with a probability of 3/5 on a particular day (and so D attacks with a probability of 2/5 on that day). What is the probability that there is a successful attack today?


We model the problem in our probabilistic programming in the definition below.

Definition 7.1 (Doctor Who's Tardis Attack). 

$$\begin{aligned} \text{Attacker} &::= C \mid D \\ \text{Status} &::= S \mid F \\ \text{alphabet } \text{dwtastate} &= r :: \text{Attacker} \quad a :: \text{Status} \\ \text{dwtastate} &\hat{=} \left((r :=_p C); \left(a :=_p S \oplus_{1/2} a :=_p F \right) \right) \oplus_{3/5} \left((r :=_p D); \left(a :=_p S \oplus_{3/10} a :=_p F \right) \right) \end{aligned}$$

We define the attacker C and D of type *Attacker*, and S and F of type *Status* for a successful or failed attacker. The observation space of this program is *dwtastate* containing two variables r and a to record the attacker and the attack status. The problem is modelled as a program *dwtastate*, composed of probabilistic choice, assignment, and sequential composition.


Using the reasoning framework and the algebraic laws mechanised in Isabelle, *dwtastate* is simplified and proved to be semantically equal to a probabilistic program shown below.

Theorem 7.1 (Simplified program). 

$$\text{dwtastate} = \underline{\left(\begin{array}{l} 3/10 * \llbracket r' = C \wedge a' = S \rrbracket + 3/10 * \llbracket r' = C \wedge a' = F \rrbracket + \\ 6/50 * \llbracket r' = D \wedge a' = S \rrbracket + 14/50 * \llbracket r' = D \wedge a' = F \rrbracket \end{array} \right)_e}$$

This law shows C has a probability 3/10 of a successful or failed attack, while D has a probability 6/50 of a successful attack and 14/50 of a failed attack. We note that this simplified program is a distribution of the final state because the summation of the probabilities of these all combinations is equal to 1: $3/10 + 3/10 + 6/50 + 14/50 = 1$.


With this simplified program, we can use it to answer interesting quantitative queries using sequential composition. The answer to a question “what is the probability of a successful attack?”, for example, is 21/50.

Theorem 7.2. $\text{dwtastate}; \llbracket a = S \rrbracket = (21/50)_e$ 

7.2. The Monty hall problem

The problem [57] is a puzzle based on an American television game show *Let's Make a Deal*. It is named after its original host, Monty Hall. Suppose you are the contestant and you are given a choice of opening one of three doors. Behind one door is a car, behind the others, goats. You pick a door, say No. 1, and the host, who knows what is behind each of the doors, opens another door, say No. 3 and reveals a goat. He then says to you, "Do you want to pick door No. 2 instead of your original choice?" The problem is simple: should you change your choice to maximise your chance to win a car?


We model the problem in the program below where the doors are numbered as natural numbers: 0, 1, and 2.

Definition 7.2 (Monty hall). 

alphabet $mhstate = p :: \mathbb{N} \quad c :: \mathbb{N} \quad m :: \mathbb{N}$
 $init \hat{=} \mathcal{U}(p, \{0..2\}); \mathcal{U}(c, \{0..2\})$
 $mha \hat{=} \text{if}_c c = p \text{ then } \left((m := (c + 1) \bmod 3) \oplus_{1/2} (m := (c + 2) \bmod 3) \right) \text{ else } m := 3 - c - p$
 $mha_nc \hat{=} init; mha; \mathbb{I}_p$ (no change strategy)
 $mha_c \hat{=} init; mha; c := 3 - c - m$ (change strategy)


The observation space $mhstate$ contains three variables of type \mathbb{N} : p for the number of the prize door, c for the contestant's choice, and m for the door Monty opens. The $init$ is the initial configuration of the problem where the values of p and c follow a uniform distribution from an interval between 0 and 2 inclusive, and so the prize and the contestant's choice are random. The mha models if the contestant's choice is the prize ($c = p$), the Monty randomly (with probability 1/2) chooses m from the other two doors, denoted as $(c + 1) \bmod 3$ and $(c + 2) \bmod 3$. Otherwise, the prize is not revealed and then the Monty chooses the one that is not p (he knows the value of p , the prize door) where $3 - c - p$ guarantees that m is different from both c and p . The mha_nc models a no-change strategy and the mha_c models a change strategy after the Monty reveal one.

We simplify $init$ according to the law below.

Theorem 7.3 (Initial). $init = (\llbracket p' \in \{0..2\} \rrbracket * \llbracket c' \in \{0..2\} \rrbracket * \llbracket m' = m \rrbracket / 9)_e$ 

In the initial configuration, the combinations of p and c have an equal probability 1/9 with m unchanged. The $init$ is also a distribution: the summation over its final states is equal to 1.

The mha_nc is proved to be equal to a program below.

Theorem 7.4 (No change strategy). 



$$mha_nc = \left(\frac{\llbracket c' = p' \rrbracket * \llbracket p' \in \{0..2\} \rrbracket * \llbracket c' \in \{0..2\} \rrbracket * \llbracket m' = (c' + 1) \bmod 3 \rrbracket / 18 + \llbracket c' = p' \rrbracket * \llbracket p' \in \{0..2\} \rrbracket * \llbracket c' \in \{0..2\} \rrbracket * \llbracket m' = (c' + 2) \bmod 3 \rrbracket / 18 + \llbracket c' \neq p' \rrbracket * \llbracket p' \in \{0..2\} \rrbracket * \llbracket c' \in \{0..2\} \rrbracket * \llbracket m' = 3 - c' - p' \rrbracket / 9}{e} \right)_e$$

The mha_c is also proved to be equal to a program below.

Theorem 7.5 (Change strategy). 

$$mha_c = \left(\frac{\llbracket p' \in \{0..2\} \rrbracket * \llbracket c' = 3 - p' - m' \rrbracket * \llbracket m' = (p' + 1) \bmod 3 \rrbracket / 18 + \llbracket p' \in \{0..2\} \rrbracket * \llbracket c' = 3 - p' - m' \rrbracket * \llbracket m' = (p' + 2) \bmod 3 \rrbracket / 18 + \llbracket c' = p' \rrbracket * \llbracket p' \in \{0..2\} \rrbracket * \llbracket 3 - p' - m' \neq p' \rrbracket * \llbracket 3 - p' - m' \leq 2 \rrbracket * \llbracket 3 - p' - m' \geq 0 \rrbracket / 9}{e} \right)_e$$

With these laws, we can answer questions like what is the probability of winning for each strategy and should you change the choice?

Theorem 7.6 (Winning probability).  and 

$mha_nc; \llbracket c = p \rrbracket = (1/3)_e$ (winning probability of no-change strategy)
 $mha_c; \llbracket c = p \rrbracket = (2/3)_e$ (winning probability of change strategy)

The above law shows the winning probabilities are 1/3 for the no-change strategy and 2/3 for the change strategy, and so you should change the choice because you have a high probability to win.

7.3. The forgetful Monty

Suppose now that Monty forgets which door has the prize behind it. He just opens either of the doors not chosen by the contestant. If the prize is revealed ($m' = p'$), then obviously the contestant switches their choice to that door. So the contestant will surely win. However, if the prize is not revealed ($m' \neq p'$), should the contestant switch? The new problem is modelled below.

Definition 7.3 (Forgetful Monty). 

$$\begin{aligned} \text{forgetful_monty} &\hat{=} \text{init}; \left((m := (c + 1) \bmod 3) \oplus_{1/2} (m := (c + 2) \bmod 3) \right) && \text{(the forgetful Monty)} \\ \text{learn_fact} &\hat{=} \text{forgetful_monty} \parallel \llbracket m' \neq p' \rrbracket && \text{(learn new fact that the prize is not revealed)} \end{aligned}$$

After initialisation, the forgetful Monty randomly chooses one from the other two doors. The learned new fact that the prize is not revealed ($m' \neq p'$) is fed into the program by parallel composition as shown in the definition of *learn_fact*. The program is proved to be equal to the program below and the winning probability is then queried.

Theorem 7.7.  and 

$$\begin{aligned} \text{learn_fact} &= \left(\frac{\llbracket p' \in \{0..2\} \rrbracket * \llbracket c' \in \{0..2\} \rrbracket * \llbracket m' = (c' + 1) \% 3 \rrbracket * \llbracket m' \neq p' \rrbracket / 12 + \llbracket p' \in \{0..2\} \rrbracket * \llbracket c' \in \{0..2\} \rrbracket * \llbracket m' = (c' + 2) \% 3 \rrbracket * \llbracket m' \neq p' \rrbracket / 12}{e} \right) \\ \text{learn_fact}; \llbracket c = p \rrbracket &= \underline{(1/2)}_e && \text{(winning probability of learning new fact)} \end{aligned}$$

The probability of winning is now 1/2 and so if Monty is forgetful, and the contestant happens to choose a door with no prize, it does not matter whether the contestant sticks or switches because they have the equal probability 1/2.

7.4. Robot localisation

A circular room has two doors and a wall. A robot is equipped with a noisy door sensor which maps position to *door* or *wall*. Doors are at position 0 and 2, and position 1 is a blank wall. We define a predicate $\text{door}(p) \hat{=} p = 0 \vee p = 2$ and introduce a program variable $\text{bel} \in \{0..2\}$ to denote the position of the robot that we believe. When the reading of the door sensor is *door*, it has four times more likely to be right than wrong. The likelihood functions are defined below.


Definition 7.4 (Likelihood functions). 

$$\begin{aligned} \text{scale_door} &\hat{=} (3 * \llbracket \text{door}(\text{bel}') \rrbracket + 1)_e \\ \text{scale_wall} &\hat{=} (3 * \llbracket \neg \text{door}(\text{bel}') \rrbracket + 1)_e \end{aligned}$$

We are interested in questions like how many measurements and moves are necessary to get a confident estimation of the robot's location?


7.4.1. Initialisation

Initially, the robot is randomly placed and so a uniform distribution. This is defined below by the program *init*.

Definition 7.5 (Initialisation). $\text{init} \hat{=} \mathcal{U}(\text{bel}, \{0..2\})$ 

7.4.2. First sensor reading


The sensor detects a door. We learn new knowledge and update our belief accordingly using parallel composition. The prior probability distribution (prior) is *init*, and the likelihood function is *scale_door*. The posterior probability distribution is given in the theorem below.

Theorem 7.8 (First posterior). $\text{init} \parallel \text{scale_door} = \underline{4/9 * \llbracket \text{bel}' = 0 \rrbracket + 1/9 * \llbracket \text{bel}' = 1 \rrbracket + 4/9 * \llbracket \text{bel}' = 2 \rrbracket}$ 

We have a high probability 4/9 to believe the robot is in front of a door at position 0 or 2.

7.4.3. Move one space to the right

Now the robot takes an action to move one space to the right, and the belief position is shifted one to the right. This is defined as *move_right* below.

Definition 7.6 (Move to the right). $\text{move_right} \hat{=} (\text{bel} := (\text{bel} + 1) \bmod 3)$ 

An action updates the belief using sequential composition. The posterior probability distribution after the move is given as follow.

Theorem 7.9 (Posterior after the first move). 

$$(\text{init} \parallel \text{scale_door}); \text{move_right} = \underline{4/9 * \llbracket \text{bel}' = 0 \rrbracket + 4/9 * \llbracket \text{bel}' = 1 \rrbracket + 1/9 * \llbracket \text{bel}' = 2 \rrbracket}$$

We observe that the probability values are not change but the positions are shifted in the distribution.

7.4.4. Second sensor reading

The sensor detects a door again. The posterior probability distribution is updated accordingly.

Theorem 7.10 (Second posterior).

$$((init \parallel scale_door); move_right) \parallel scale_door = \frac{2}{3} * \llbracket bel' = 0 \rrbracket + \frac{1}{6} * \llbracket bel' = 1 \rrbracket + \frac{1}{6} * \llbracket bel' = 2 \rrbracket$$

We have a high probability 2/3 to believe the robot is in front of a door at position 0 and a low probability 1/6 in either the other two positions.

7.4.5. Move one space to the right

Now another action to move the robot to its right and the posterior probability distribution is shifted accordingly.

Theorem 7.11 (Posterior after the second move).

$$\begin{aligned} &(((init \parallel scale_door); move_right) \parallel scale_door); move_right \\ &= \frac{1}{6} * \llbracket bel' = 0 \rrbracket + \frac{2}{3} * \llbracket bel' = 1 \rrbracket + \frac{1}{6} * \llbracket bel' = 2 \rrbracket \end{aligned}$$

7.4.6. Third sensor reading

The learn sensor detects a wall. The posterior probability distribution is updated accordingly.

Theorem 7.12 (Third posterior).

$$\begin{aligned} &((((init \parallel scale_door); move_right) \parallel scale_door); move_right) \parallel scale_wall \\ &= \frac{1}{18} * \llbracket bel' = 0 \rrbracket + \frac{8}{9} * \llbracket bel' = 1 \rrbracket + \frac{1}{18} * \llbracket bel' = 2 \rrbracket \end{aligned}$$

After three sensor readings and two moves, our beliefs about the position of the robot are 8/9 at position 1, and 1/18 at position 0 or 2. We plot the beliefs in Fig. 5 where each position has six updates corresponding to the initial prior (I1), the three sensor readings (door - D2 and D4, and wall - W6), and the two moves to the right (M3 and M5). From the diagram, we observe that the difference between the highest probability and the lowest probability for each update becomes big or at least stay the same: from 0 for I1 to 15/18 (= 8/9 – 1/18) for W6, and so the robot gains more knowledge in each update. From the diagram, we are confident of (probability 8/9) the robot's localisation after three measurements and two moves.

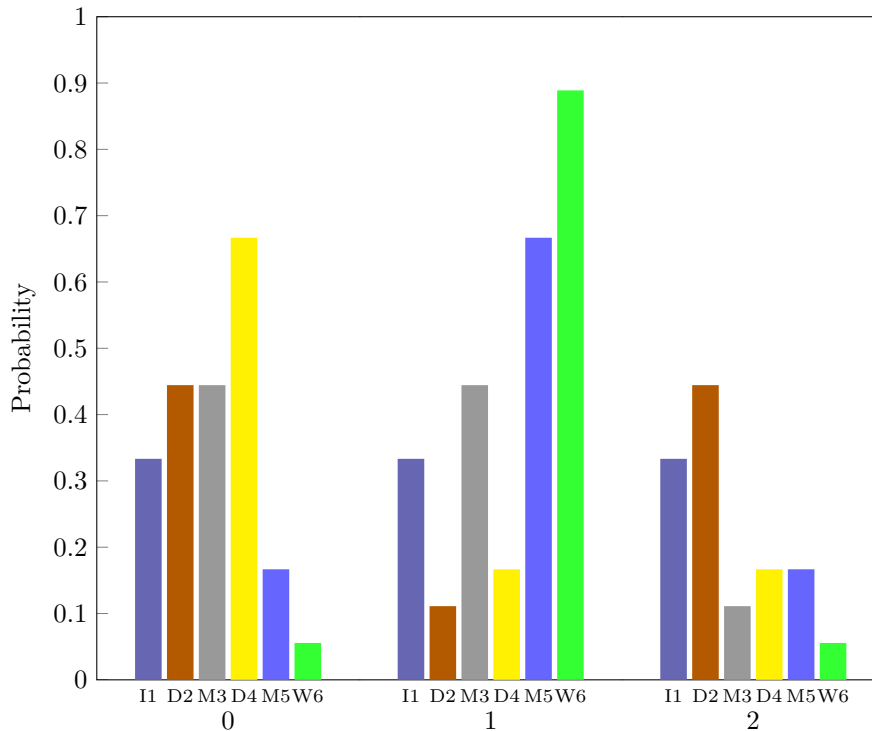



Figure 5: The update of the robot's belief at different positions after three measurements and two moves with a prior.

7.5. Classification - cancer diagnosis

Consider a hospital uses a laboratory test to diagnose if a patient may or may not have a cancer. The test result is binary and could be positive or negative. The test, however, is imperfect. It doesn't not always give a correct result. We are interested in several questions. How likely a randomly selected patient has cancer if the first test result is positive? Is it necessary to have the second test to reassure the result? How much can the second test contribute to the diagnosis?

We define the state space $cdstate$ of this example as follows.

Definition 7.7 (State space). 

$LabTest ::= Pos \mid Neg$
 $\mathbf{alphabet} \quad cdstate = c :: \mathit{bool} \quad lt :: LabTest$


Whether a patient has cancer or not is recorded in a boolean variable c : true for cancer and false for no cancer. The test result is recorded in a variable lt of type $LabTest$ whose value could be *Positive* or *Negative*.

The prior probability of a randomly selected patient having cancer is p_1 of type *ureal*. The prior probability distribution, therefore, is a probabilistic choice, defined below.


Definition 7.8 (Prior). $Init \hat{=} \mathbf{if}_p p_1 \mathbf{then} c := True \mathbf{else} c := False$

So the probability of a patient having cancer *True* is p_1 and having no cancer *False* is $(1 - p_1)$.

The test is imperfect. Its sensitivity (true positive) is p_2 and its specificity (true negative) is $1 - p_3$. It means if a patient with cancer is tested and the probability of a positive result is p_2 , and if a patient without cancer is tested, the probability of a negative result is $1 - p_3$. We, therefore, define the action of a test as below.


Definition 7.9 (Test). $TestAction \hat{=} \mathbf{if}_c c \mathbf{then} (lt :=_p Pos \oplus_{p_2} lt :=_p Neg) \mathbf{else} (lt :=_p Pos \oplus_{p_3} lt :=_p Neg)$ 

It is a conditional choice between two probabilistic choices, defining the probabilities of true positive, false negative, false positive, true negative. A positive test result is a new learned evidence, defined as follows.


Definition 7.10. $TestResPos \hat{=} \llbracket lt' = Pos \rrbracket$ 

It, essentially, is an Iverson bracket expression of a relation $lt' = Pos$ stating that the test result lt is positive.

We conduct the first test and learn its result is positive, modelled as the program below.

Definition 7.11 (First test). $FirstTestPos \hat{=} (Init ; TestAction) \parallel TestResPos$ 

As usual, the action $TestAction$ is sequentially composed and the evidence is learned in parallel. We show the posterior in the theorem below.

Theorem 7.13 (Posterior after the first test). 

$$FirstTestPos = \left(\left(\begin{array}{l} \llbracket c' \rrbracket * \llbracket lt' = Pos \rrbracket * p_1 * p_2 + \\ \llbracket \neg c' \rrbracket * \llbracket lt' = Pos \rrbracket * (1 - p_1) * p_3 \end{array} \right) / (p_1 * p_2 + (1 - p_1) * p_3) \right)_e$$

From the theorem, we know that the probability that the patient has cancer, given a positive test, is

$$(p_1 * p_2) / (p_1 * p_2 + (1 - p_1) * p_3)$$

Provided $p_1 = 0.002$, $p_2 = 0.89$, and $p_3 = 0.05$, the probability of the patient having cancer is 0.0344 (much less than we may think?), and so the probability without cancer is 0.9656.

If a second test is conducted, the result is still positive and so new evidence is learned again.

Definition 7.12 (Second test). $SecondTestPos \hat{=} (FirstTestPos ; TestAction) \parallel TestResPos$ 

We show the posterior after the second test with the learned fact in the theorem below.

Theorem 7.14 (Posterior after the second test). 

$$SecondTestPos = \left(\left(\begin{array}{l} \llbracket c' \rrbracket * \llbracket lt' = Pos \rrbracket * p_1 * p_2^2 + \\ \llbracket \neg c' \rrbracket * \llbracket lt' = Pos \rrbracket * (1 - p_1) * p_3^2 \end{array} \right) / (p_1 * p_2^2 + (1 - p_1) * p_3^2) \right)_e$$

From the theorem, we know that the probability that the patient has cancer, given a positive test, is

$$(p_1 * p_2^2) / (p_1 * p_2^2 + (1 - p_1) * p_3^2)$$


Provided $p_1 = 0.002$, $p_2 = 0.89$, and $p_3 = 0.05$, the probability of the patient having cancer is 0.3884, and so the probability without cancer is 0.6116. With the second test, it is more likely (38.84% vs. 3.44%) that the patient may have cancer. In this case, a second test should be conducted, given the first test is positive.

7.6. (Parametrised) coin flip


The program *flip* in Definition 6.4 is for a unbiased coin (a Bernoulli distribution with $p = 1/2$) and *pflip* below defines a parametrised program where the parameter p denotes the probability to have its outcome as head (a Bernoulli distribution with probability p) and so it could be a biased coin.

Definition 7.13 (Parametrised coin). $pflip(p) \hat{=} \mathbf{while}_p c = tl \ \mathbf{do} \ c := hd \oplus_p c := tl \ \mathbf{od}$ 

Both *flip* and *pflip* contain probabilistic loops. We use the unique fixed point theorem 6.15 to give semantics to them where P in the theorem is *cflip* here for *flip*. Previously, we have shown that *cflip* is a distribution. And obviously the observation space *cstate* is finite (two elements *hd* and *tl*) and so the product *cstate* \times *cstate* is also finite. We also show that the differences of iterations from top and bottom tend to 0, which is illustrated in Fig. 3.

Theorem 7.15. $\forall s : cstate \times cstate \bullet \left(\lambda n \bullet \overline{\mathcal{ID}(n, c = tl, cflip, \mathbb{1})}(s) \right) \xrightarrow{n \rightarrow \infty} 0$ 


Additionally, $\llbracket c' = hd \rrbracket$ is a fixed point of the loop function.

Theorem 7.16. $\mathcal{F}_{cflip}^{c=tl}(\llbracket c' = hd \rrbracket) = \llbracket c' = hd \rrbracket$ 

All four assumptions of Theorem 6.15 are now established. The *flip*, therefore, is semantically (surprisingly) just the fixed point $\llbracket c' = hd \rrbracket$.

Theorem 7.17. $flip = \llbracket c' = head \rrbracket$ 


The *flip* terminates almost surely and it is almost not possible for non-termination.

Theorem 7.18. 

$$\begin{aligned} flip ; \llbracket c = head \rrbracket &= \underline{(1)}_e && \text{(termination probability)} \\ flip ; \llbracket \neg c = head \rrbracket &= \underline{(0)}_e && \text{(non-termination probability)} \end{aligned}$$

This theorem shows the probability of the final state c' being *hd* is 1 and being not *hd* is 0. This is equivalent to the termination probability.

We also show *pflip*(p) is semantically equal to *flip* if p is not 0.

Theorem 7.19. $p \neq 0 \Rightarrow pflip(p) = \llbracket c' = head \rrbracket$ 

If p is 0, we know this program *pflip* is non-terminating because the probabilistic choice in the loop body always chooses *tl* and so not possible to terminate.

Though *flip* and *pflip*(p) are semantically equal, we expect there are differences between the two programs in other aspects, such as average termination time. Consider a biased coin with probability $p = 0.75$ to see a head, then we know on average it needs less flips than a unbiased coin to see a head. In other words, *pflip*(p) has smaller average termination time than *flip*. This is modelled in Hehner's work [12] by a time variable t of type extended natural numbers $\{0..\infty\}$ to count iterations in a loop. After the introduction of t , the semantics of *flip* is

$$flip_t = \llbracket c = tl \rrbracket * \llbracket c' = hd \rrbracket * \llbracket t' \geq t + 1 \rrbracket * (1/2)^{t'-t} + \llbracket c = hd \rrbracket * \llbracket c' = hd \rrbracket * \llbracket t' = t \rrbracket$$

Here t' corresponds to the iteration index $n - 1$ in (iteration from bot). The expected value of t' is

$$\begin{aligned} & flip_t; t \\ &= \left(\llbracket c = tl \rrbracket * \llbracket c' = hd \rrbracket * \llbracket t' \geq t + 1 \rrbracket * (1/2)^{t'-t} + \llbracket c = hd \rrbracket * \llbracket c' = hd \rrbracket * \llbracket t' = t \rrbracket \right); t \\ &= \left(\begin{array}{l} \Sigma_{\infty} v_0 \bullet \llbracket c = tl \rrbracket * \llbracket c_0 = hd \rrbracket * \llbracket t_0 \geq t + 1 \rrbracket * (1/2)^{t_0-t} * t[t_0/t]+ \\ \Sigma_{\infty} v_0 \bullet \llbracket c = hd \rrbracket * \llbracket c_0 = hd \rrbracket * \llbracket t_0 = t \rrbracket * t_0 \end{array} \right) \\ &= \left(\begin{array}{l} \Sigma_{\infty} t_0 : \{t + 1..\} \bullet \llbracket c = tl \rrbracket * \llbracket hd = hd \rrbracket * (1/2)^{t_0-t} * t_0+ \\ \llbracket c = hd \rrbracket * \llbracket hd = hd \rrbracket * \llbracket t = t \rrbracket * t \end{array} \right) \\ &= \llbracket c = tl \rrbracket * (t + 2) + \llbracket c = hd \rrbracket * t \end{aligned}$$

so on average it takes two (or zero) flips to get a head if initially c is a tail (or a head). The semantics of *pflip*(p) is

$$pflip_t(p) = \llbracket c = tl \rrbracket * \llbracket c' = hd \rrbracket * \llbracket t' \geq t + 1 \rrbracket * (1 - p)^{t'-t-1} * p + \llbracket c = hd \rrbracket * \llbracket c' = hd \rrbracket * \llbracket t' = t \rrbracket$$

The expected value of t' is

$$pflip_t(p); t = \llbracket c = tl \rrbracket * (t + 1/p) + \llbracket c = hd \rrbracket * t$$

so on average it takes $1/p$ flips to get a head if initially c is a tail. When $p = 3/4$, it takes $4/3$ flips which is less than 2 flips for $flip$. This is consistent with our expectation. Our analysis, however, gives an exact quantitative result.

We also note that the parameter p is not present in the semantics of $pflip$ as long as p is larger than 0, but it is present in $pflip_t$. We have seen that the average termination time $1/p$ is a function of the parameter p , which entitles us to reason about parametric probabilistic models intrinsically, not like approximation and limitations in probabilistic model checking.

It is worth mentioning that the introduction of t would make the observation space of $flip$ infinite. Our work presented in this paper, specifically fixed point theorems in Sect 6, cannot deal with that model because its observation space contains countable but infinite states to have their probabilities larger than 0. This is part of our future work to extend our reasoning framework about probabilistic loops to infinite state space.

7.7. Dice

This example [12] is about throwing a pair of dice till they have the same outcome. The *dice* program is defined below.

Definition 7.14.

$$\begin{aligned} Tdice &::= \{1..6\} \\ \text{alphabet } fdstate &= d_1 :: Tdice \quad d_2 :: Tdice \\ throw &\hat{=} \underline{\mathcal{U}(d_1, Tdice)}; \underline{\mathcal{U}(d_2, Tdice)} \\ dice &\hat{=} \mathbf{while}_p \ d_1 \neq d_2 \ \mathbf{do} \ throw \ \mathbf{od} \end{aligned}$$

The outcome of a dice is from 1 to 6 as given in $Tdice$. The observation space of this program is $fdstate$, containing two variables d_1 and d_2 of type $Tdice$, denoting the outcome of each dice in an experiment. The program $throw$ is sequential composition of two uniform distributions to choose d_1 and d_2 independently, and $dice$ models the example: continue throwing till the outcomes of two dice are equal ($d_1 = d_2$).

We use the unique fixed point theorem 6.15 to give semantics. First, $throw$ is a distribution.

Theorem 7.20. $is_final_dist(\overline{throw})$

Second, the observation space $Tdice$ is finite and so the product $fdstate \times fdstate$ is also finite. Third, the differences of iterations from top and bottom tend to 0.

Theorem 7.21. $\forall s : fdstate \times fdstate \bullet \left(\lambda n \bullet \overline{\mathcal{ID}(n, d_1 \neq d_2, throw, \mathbb{1})}(s) \right) \xrightarrow{n \rightarrow \infty} 0$

Finally, we define fp ,

$$fp \hat{=} (\llbracket d_1 = d_2 \rrbracket * \llbracket d'_1 = d_1 \wedge d'_2 = d_2 \rrbracket + \llbracket d_1 \neq d_2 \rrbracket * \llbracket d'_1 = d'_2 \rrbracket / 6)_e$$

and prove it is a fixed point.

Theorem 7.22. $\mathcal{F}_{throw}^{d_1 \neq d_2}(fp) = fp$

The fp gives the distribution on the final states. If initially d_1 is equal to d_2 , it has probability 1 to establish both d'_1 and d'_2 are equal to their initial states and so they are equal too. This is the semantics of Π_p . However, if initially d_1 is not equal to d_2 , it has probability $1/6$ to establish $d'_1 = d'_2$. Because there are 6 combinations of the equal values of d'_1 and d'_2 , the total probability is still 1 ($6 * 1/6$) and so fp is a distribution.

All four assumptions of Theorem 6.15 are now established. The *dice*, therefore, is semantically just the fixed point fp .

Theorem 7.23. $dice = fp$

The *dice* terminates almost surely and it is almost not possible for non-termination.

Theorem 7.24.

$$\begin{aligned} dice ; \llbracket d_1 = d_2 \rrbracket &= (1)_e && \text{(termination probability)} \\ dice ; \llbracket d_1 \neq d_2 \rrbracket &= (0)_e && \text{(non-termination probability)} \end{aligned}$$

8. Conclusion

Previous work [2, 6] has shown the modelling of aleatoric uncertainty in RoboChart based on the semantics of MDP and in $pGCL$ based on the theory of probabilistic designs, and the automated verification of probabilistic behaviours using probabilistic model checking and theorem proving. This work presents *probabilistic relations*, a probabilistic programming to cover the modelling of both aleatoric and epistemic uncertainties, and the automated verification of probabilistic systems exhibiting both uncertainties using theorem proving.

We have based our work on Hehner’s predicative probabilistic programming and addressed obstacles to the application of his work by formalising and mechanising its semantics in Isabelle/UTP. We have introduced an Iverson bracket notation to give a separation of arithmetic semantics from relational semantics, and so that reasoning about a probabilistic program can reuse existing reasoning techniques for both arithmetic and relational semantics. We have used the UTP’s alphabetised relational calculus to formalise its relational semantics and so probabilistic programs benefit from automated reasoning in Isabelle/UTP. We have used the summations over topological space of real numbers for arithmetic semantics and so probabilistic programs also benefit from mechanised theories in Isabelle/HOL for reasoning. We have enriched the semantics domains from probabilistic distributions to subdistributions and superdistributions in order to use the constructive Kleene fixed point theorem to give semantics to probabilistic loops based on the least fixed point and derive a unique fixed point theorem to largely simplify the reasoning of probabilistic loops. With the formalisation and mechanisation, we have reasoned about six examples of probabilistic programs.

Our fixed point theorems, such as Theorems 6.13, 6.14, and 6.15 for probabilistic loops, cannot deal with the observation space that has infinite states with positive probabilities. For example, the introduced time variable t for the coin flip as discussed in Sect. 7.6 will result in countably infinite states with positive probabilities. The restriction is introduced in Theorems 6.7 and 6.8 which are used to prove continuity theorems 6.11 and 6.12, and eventually for the least and greatest fixed point theorems 6.13 and 6.14. Our immediate future work is to extend our fixed point theorem to support such countably infinite state space, which will enable us to give a semantics to such programs and quantify over average termination time. Our approach is to use Cousot’s constructive version of the Knaster–Tarski fixed-point theorem [58], to weaken continuity to monotonicity and treat the least fixed point as the stationary limit of transfinite iteration sequences. With this extension, our semantics is able to tackle more general probabilistic programs that have countably infinite state space such as the one- or two-dimensional symmetric random walker, and probabilistic loops with time t (to count loops) in order for the reasoning of distributions over time, such as average termination time. So the coin flip and the die throw examples will be revisited to give new semantics with time and their average termination time will be analysed.

The probabilistic programming we present in this paper only considers discrete probabilistic distributions. One of our future work is to support continuous distributions such as normal or Gaussian distributions, uniform distributions, and exponential distributions, which are naturally presented in many physical systems, in our semantics. In (absolute) continuous distributions, each individual point just has zero probability and so the probability mass functions for discrete distributions could not describe them. Instead, they are described by probability density functions, which requires measure theory to deal with probabilities and integration [14] over intervals. We, therefore, will introduce measure theory to our semantics and mechanise it in Isabelle/UTP based on the measure theory in Isabelle. After these lines of future work are complete, our probabilistic programming is capable of modelling a wide range of probabilistic systems and reasoning about them automatically.

With UTP and probabilistic relations, we could bring different approaches to handling uncertainty, such as epistemic mu-calculus and probabilistic synthesis, together and unify these approaches. Our semantics for probabilistic relations are denotational, which could underpin the operational semantics for other approaches. By unifying these theories, we could link different tools. For example, one model could be analysed using our theorem prover, and it could also be transformed to another probabilistic programming language and analysed by the supported tools for it, such as PRISM. This will be beneficial for analysis by leveraging the advantages of different tools.

Acknowledgements

This work is funded by the EPSRC projects RoboCalc (Grant EP/M025756/1), and RoboTest (Grant EP/R025479/1).

References

- [1] S. Thrun, W. Burgard, D. Fox, Probabilistic Robotics (Intelligent Robotics and Autonomous Agents), The MIT Press, 2005.
- [2] K. Ye, A. Cavalcanti, S. Foster, A. Miyazawa, J. Woodcock, Probabilistic modelling and verification using RoboChart and PRISM, *Softw. Syst. Model.* 21 (2) (2022) 667–716. doi:10.1007/s10270-021-00916-8. URL <https://doi.org/10.1007/s10270-021-00916-8>

- [3] A. Miyazawa, P. Ribeiro, W. Li, A. Cavalcanti, J. Timmis, J. Woodcock, RoboChart: modelling and verification of the functional behaviour of robotic applications 18 (2019) 3097–3149. doi:10.1007/s10270-018-00710-z.
- [4] M. Z. Kwiatkowska, G. Norman, D. Parker, PRISM 4.0: Verification of probabilistic real-time systems, in: G. Gopalakrishnan, S. Qadeer (Eds.), Computer Aided Verification - 23rd International Conference, CAV 2011, Snowbird, UT, USA, July 14-20, 2011. Proceedings, Vol. 6806 of Lecture Notes in Computer Science, Springer, 2011, pp. 585–591. doi:10.1007/978-3-642-22110-1_47. URL https://doi.org/10.1007/978-3-642-22110-1_47
- [5] J. Woodcock, A. Cavalcanti, S. Foster, A. Mota, K. Ye, Probabilistic Semantics for RoboChart, in: P. Ribeiro, A. Sampaio (Eds.), Unifying Theories of Programming, Springer International Publishing, Cham, 2019, pp. 80–105.
- [6] K. Ye, S. Foster, J. Woodcock, Automated reasoning for probabilistic sequential programs with theorem proving, in: U. Fahrenberg, M. Gehrke, L. Santocanale, M. Winter (Eds.), Relational and Algebraic Methods in Computer Science, Springer International Publishing, Cham, 2021, pp. 465–482.
- [7] A. McIver, C. Morgan, Abstraction, Refinement and Proof for Probabilistic Systems, Monographs in Computer Science, Springer, 2005. doi:10.1007/b138392.
- [8] S. Foster, J. Baxter, A. Cavalcanti, J. Woodcock, F. Zeyda, Unifying semantic foundations for automated verification tools in Isabelle/UTP, Science of Computer Programming 197 (2020) 102510. doi:https://doi.org/10.1016/j.scico.2020.102510. URL <https://www.sciencedirect.com/science/article/pii/S0167642320301192>
- [9] C. A. R. Hoare, J. He, Unifying Theories of Programming, Prentice-Hall, 1998.
- [10] J. Woodcock, A. Cavalcanti, A Tutorial Introduction to Designs in Unifying Theories of Programming, in: E. A. Boiten, J. Derrick, G. Smith (Eds.), Integrated Formal Methods, 4th International Conference, IFM 2004, Canterbury, UK, April 4-7, 2004, Proceedings, Vol. 2999 of Lecture Notes in Computer Science, Springer, 2004, pp. 40–66. doi:10.1007/978-3-540-24756-2_4. URL https://doi.org/10.1007/978-3-540-24756-2_4
- [11] E. C. R. Hehner, Probabilistic predicative programming, in: D. Kozen, C. Shankland (Eds.), Mathematics of Program Construction, 7th International Conference, MPC 2004, Stirling, Scotland, UK, July 12-14, 2004, Proceedings, Vol. 3125 of Lecture Notes in Computer Science, Springer, 2004, pp. 169–185. doi:10.1007/978-3-540-27764-4_10. URL https://doi.org/10.1007/978-3-540-27764-4_10
- [12] E. C. R. Hehner, A probability perspective, Formal Aspects Comput. 23 (4) (2011) 391–419. doi:10.1007/s00165-010-0157-0. URL <https://doi.org/10.1007/s00165-010-0157-0>
- [13] E. C. Hehner, Specifications, programs, and total correctness, Science of Computer Programming 34 (3) (1999) 191–205. doi:https://doi.org/10.1016/S0167-6423(98)00027-6. URL <https://www.sciencedirect.com/science/article/pii/S0167642398000276>
- [14] F. Dahlqvist, A. Silva, D. Kozen, Semantics of Probabilistic Programming: A Gentle Introduction, Cambridge University Press, 2020, p. 1–42. doi:10.1017/9781108770750.002.
- [15] A. McIver, C. Morgan, Correctness by construction for probabilistic programs, in: T. Margaria, B. Steffen (Eds.), Leveraging Applications of Formal Methods, Verification and Validation: Verification Principles - 9th International Symposium on Leveraging Applications of Formal Methods, ISoLA 2020, Rhodes, Greece, October 20-30, 2020, Proceedings, Part I, Vol. 12476 of Lecture Notes in Computer Science, Springer, 2020, pp. 216–239. doi:10.1007/978-3-030-61362-4_12. URL https://doi.org/10.1007/978-3-030-61362-4_12
- [16] E. Dijkstra, A Discipline of Programming, Prentice-Hall Series in Automata, Prentice-Hall, 1976. URL <https://books.google.co.uk/books?id=MsUmAAAAMAAJ>
- [17] C. A. R. Hoare, An axiomatic basis for computer programming, Commun. ACM 12 (10) (1969) 576–580. doi:10.1145/363235.363259.
- [18] E. C. R. Hehner, Predicative programming part i (1984) 134?143doi:10.1145/69610.357988. URL <https://doi.org/10.1145/69610.357988>
- [19] D. Kozen, Semantics of probabilistic programs, Journal of Computer and System Sciences 22 (3) (1981) 328–350. doi:https://doi.org/10.1016/0022-0000(81)90036-2. URL <https://www.sciencedirect.com/science/article/pii/0022000081900362>
- [20] D. Kozen, A probabilistic pdl, Journal of Computer and System Sciences 30 (2) (1985) 162–178. doi:https://doi.org/10.1016/0022-0000(85)90012-1. URL <https://www.sciencedirect.com/science/article/pii/0022000085900121>
- [21] J. He, C. Morgan, A. McIver, Deriving probabilistic semantics via the ‘weakest completion’, in: J. Davies, W. Schulte, M. Barnett (Eds.), Formal Methods and Software Engineering, Springer Berlin Heidelberg, Berlin, Heidelberg, 2004, pp. 131–145.
- [22] C. Morgan, A. McI, pGCL: Formal reasoning for random algorithms (1999).
- [23] B. L. Kaminski, Advanced weakest precondition calculi for probabilistic programs, Ph.D. thesis, RWTH Aachen University, Germany (2019). URL <http://publications.rwth-aachen.de/record/755408>
- [24] M. J. C. Gordon, T. F. Melham (Eds.), Introduction to HOL: A theorem proving environment for higher order logic, Cambridge University Press, 1993. URL <http://www.cs.ox.ac.uk/tom.melham/pub/Gordon-1993-ITH.html>
- [25] J. Hurd, A. McIver, C. Morgan, Probabilistic guarded commands mechanized in HOL, Theor. Comput. Sci. 346 (1) (2005) 96–112. doi:10.1016/j.tcs.2005.08.005.
- [26] C. Morgan, Proof rules for probabilistic loops, 1996. doi:10.14236/ewic/RW1996.10.
- [27] D. Cock, Verifying Probabilistic Correctness in Isabelle with pGCL, in: F. Cassez, R. Huuck, G. Klein, B. Schlich (Eds.), Proceedings Seventh Conference on Systems Software Verification, SSV 2012, Sydney, Australia, 28-30 November 2012, Vol. 102 of EPTCS, 2012, pp. 167–178. doi:10.4204/EPTCS.102.15.
- [28] F. Gretz, J.-P. Katoen, A. McIver, Operational versus weakest pre-expectation semantics for the probabilistic guarded command language, Performance Evaluation 73 (2014) 110–132, special Issue on the 9th International Conference on Quantitative Evaluation of Systems. doi:https://doi.org/10.1016/j.peva.2013.11.004. URL <https://www.sciencedirect.com/science/article/pii/S0166531613001429>
- [29] H. Jifeng, K. Seidel, A. McIver, Probabilistic models for the guarded command language, Science of Computer Programming 28 (2) (1997) 171–192, formal Specifications: Foundations, Methods, Tools and Applications. doi:https://doi.org/10.1016/S0167-6423(96)00019-6. URL <https://www.sciencedirect.com/science/article/pii/S0167642396000196>
- [30] J. Hurd, Formal verification of probabilistic algorithms, Tech. Rep. UCAM-CL-TR-566, University of Cambridge, Computer Laboratory (May 2003). doi:10.48456/tr-566.

- URL <https://www.cl.cam.ac.uk/techreports/UCAM-CL-TR-566.pdf>
- [31] P. Audebaud, C. Paulin-Mohring, Proofs of randomized algorithms in Coq, *Sci. Comput. Program.* 74 (8) (2009) 568–589. doi:10.1016/j.scico.2007.09.002.
- [32] The Coq development team, The Coq Proof Assistant, coq.inria.fr, Accessed: 2021-05-20.
- [33] L. H. Ramshaw, Formalizing the analysis of algorithms., Ph.D. thesis, Stanford, CA, USA, aAI8001994 (1979).
- [34] J. den Hartog, E. De Vink, Verifying Probabilistic Programs Using a Hoare like Logic, *International journal of foundations of computer science* 13 (3) (2002) 315–340, imported from DIES. doi:10.1142/S012905410200114X.
- [35] R. Chadha, L. Cruz-Filipe, P. Mateus, A. Sernadas, Reasoning about probabilistic sequential programs, *Theor. Comput. Sci.* 379 (1-2) (2007) 142–165. doi:10.1016/j.tcs.2007.02.040.
- [36] R. Rand, S. Zdancewic, VPHL: A verified partial-correctness logic for probabilistic programs, in: D. R. Ghica (Ed.), The 31st Conference on the Mathematical Foundations of Programming Semantics, MFPS 2015, Nijmegen, The Netherlands, June 22-25, 2015, Vol. 319 of Electronic Notes in Theoretical Computer Science, Elsevier, 2015, pp. 351–367. doi:10.1016/j.entcs.2015.12.021.
- [37] B. L. Kaminski, J. Katoen, C. Matheja, On the hardness of analyzing probabilistic programs, *Acta Informatica* 56 (3) (2019) 255–285. doi:10.1007/s00236-018-0321-1.
- [38] A. McIver, C. Morgan, B. L. Kaminski, J.-P. Katoen, A New Proof Rule for Almost-Sure Termination, *Proc. ACM Program. Lang.* 2 (POPL) (dec 2017). doi:10.1145/3158121. URL <https://doi.org/10.1145/3158121>
- [39] A. Chakarov, S. Sankaranarayanan, Expectation Invariants for Probabilistic Program Loops as Fixed Points, in: M. Müller-Olm, H. Seidl (Eds.), *Static Analysis*, Springer International Publishing, Cham, 2014, pp. 85–100.
- [40] B. L. Kaminski, J. Katoen, On the Hardness of Almost-Sure Termination, in: G. F. Italiano, G. Pighizzini, D. Sannella (Eds.), *Mathematical Foundations of Computer Science 2015 - 40th International Symposium, MFCS 2015, Milan, Italy, August 24-28, 2015, Proceedings, Part I*, Vol. 9234 of Lecture Notes in Computer Science, Springer, 2015, pp. 307–318. doi:10.1007/978-3-662-48057-1_{2}{4}. URL https://doi.org/10.1007/978-3-662-48057-1_24
- [41] O. Bournez, F. Garnier, Proving positive almost-sure termination, in: J. Giesl (Ed.), *Term Rewriting and Applications*, Springer Berlin Heidelberg, Berlin, Heidelberg, 2005, pp. 323–337.
- [42] J. Esparza, A. Gaiser, S. Kiefer, Proving Termination of Probabilistic Programs Using Patterns, in: P. Madhusudan, S. A. Seshia (Eds.), *Computer Aided Verification - 24th International Conference, CAV 2012, Berkeley, CA, USA, July 7-13, 2012 Proceedings*, Vol. 7358 of Lecture Notes in Computer Science, Springer, 2012, pp. 123–138. doi:10.1007/978-3-642-31424-7_{1}{4}. URL https://doi.org/10.1007/978-3-642-31424-7_14
- [43] A. Chakarov, S. Sankaranarayanan, Probabilistic Program Analysis with Martingales, in: N. Sharygina, H. Veith (Eds.), *Computer Aided Verification - 25th International Conference, CAV 2013, Saint Petersburg, Russia, July 13-19, 2013. Proceedings*, Vol. 8044 of Lecture Notes in Computer Science, Springer, 2013, pp. 511–526. doi:10.1007/978-3-642-39799-8_{3}{4}. URL https://doi.org/10.1007/978-3-642-39799-8_34
- [44] L. M. Ferrer Fioriti, H. Hermanns, Probabilistic termination: Soundness, completeness, and compositionality, *SIGPLAN Not.* 50 (1) (2015) 489?501. doi:10.1145/2775051.2677001. URL <https://doi.org/10.1145/2775051.2677001>
- [45] S. Agrawal, K. Chatterjee, P. Novotný, Lexicographic ranking supermartingales: An efficient approach to termination of probabilistic programs, *Proc. ACM Program. Lang.* 2 (POPL) (dec 2017). doi:10.1145/3158122. URL <https://doi.org/10.1145/3158122>
- [46] M. Huang, H. Fu, K. Chatterjee, New Approaches for Almost-Sure Termination of Probabilistic Programs, in: S. Ryu (Ed.), *Programming Languages and Systems - 16th Asian Symposium, APLAS 2018, Wellington, New Zealand, December 2-6, 2018, Proceedings*, Vol. 11275 of Lecture Notes in Computer Science, Springer, 2018, pp. 181–201. doi:10.1007/978-3-030-02768-1_{1}{1}. URL https://doi.org/10.1007/978-3-030-02768-1_11
- [47] K. Chatterjee, H. Fu, P. Novotný, R. Hasheminezhad, Algorithmic Analysis of Qualitative and Quantitative Termination Problems for Affine Probabilistic Programs, *ACM Trans. Program. Lang. Syst.* 40 (2) (may 2018). doi:10.1145/3174800. URL <https://doi.org/10.1145/3174800>
- [48] C. A. R. Hoare, Programs are predicates, *Philosophical Transactions of the Royal Society of London. Series A, Mathematical and Physical Sciences* 312 (1984) 475 – 489.
- [49] A. Tarski, On the calculus of relations, *J. Symb. Log.* 6 (3) (1941) 73–89. doi:10.2307/2268577.
- [50] J. N. Foster, Bidirectional programming languages, Ph.D. thesis, University of Pennsylvania (2009).
- [51] S. Foster, F. Zeyda, J. Woodcock, Unifying Heterogeneous State-Spaces with Lenses, in: A. Sampaio, F. Wang (Eds.), *Theoretical Aspects of Computing - ICTAC 2016 - 13th International Colloquium, Taipei, Taiwan, ROC, October 24-31, 2016, Proceedings*, Vol. 9965 of Lecture Notes in Computer Science, 2016, pp. 295–314. doi:10.1007/978-3-319-46750-4_{1}{7}. URL https://doi.org/10.1007/978-3-319-46750-4_17
- [52] E. C. R. Hehner, *Predicative programming part ii* (1984) 144?151doi:10.1145/69610.357990. URL <https://doi.org/10.1145/69610.357990>
- [53] S. Abramsky, A. Jung, *Domain Theory*, Oxford University Press, Inc., USA, 1995, p. 1–168.
- [54] J. Hölzl, F. Immmer, B. Huffman, Type Classes and Filters for Mathematical Analysis in Isabelle/HOL, in: S. Blazy, C. Paulin-Mohring, D. Pichardie (Eds.), *Interactive Theorem Proving*, Springer Berlin Heidelberg, Berlin, Heidelberg, 2013, pp. 279–294.
- [55] A. Tarski, A Lattice-Theoretical Fixpoint Theorem and its Applications, *Pacific Journal of Mathematics* 5 (2) (1955) 285–309.
- [56] D. E. Knuth, Two Notes on Notation, *The American Mathematical Monthly* 99 (5) (1992) 403–422. URL <http://www.jstor.org/stable/2325085>
- [57] Wikipedia, Monty Hall problem — Wikipedia, the free encyclopedia, <http://en.wikipedia.org/w/index.php?title=Monty%20Hall%20problem&oldid=1137277370>, [Online; accessed 09-February-2023] (2023).
- [58] P. Cousot, R. Cousot, Constructive versions of Tarski’s fixed point theorems, *Pacific Journal of Mathematics* 81 (1) (1979) 43–57.