

LETTER TO THE EDITOR

The effect of variations in magnetic field direction from turbulence on kinetic-scale instabilities

Simon Opie¹, Daniel Verscharen¹, Christopher H. K. Chen², Christopher J. Owen¹, and Philip A. Isenberg³

¹ Mullard Space Science Laboratory, University College London, Holmbury St Mary, Dorking, Surrey RH5 6NT, UK
 e-mail: simon.opie.18@ucl.ac.uk

² Department of Physics and Astronomy, Queen Mary University of London, Mile End Road, London E1 4NS, UK

³ Space Science Center, University of New Hampshire, 105 Main Street, Durham NH 03824, USA

March 20, 2023

ABSTRACT

At kinetic scales in the solar wind, instabilities transfer energy from particles to fluctuations in the electromagnetic fields while restoring plasma conditions towards thermodynamic equilibrium. We investigate the interplay between background turbulent fluctuations at the small-scale end of the inertial range and kinetic instabilities acting to reduce proton temperature anisotropy. We analyse in-situ solar wind observations from the Solar Orbiter mission to develop a measure for variability in the magnetic field direction. We find that non-equilibrium conditions sufficient to cause micro-instabilities in the plasma coincide with elevated levels of variability. We show that our measure for the fluctuations in the magnetic field is non-ergodic in regions unstable to the growth of temperature anisotropy-driven instabilities. We conclude that the competition between the action of the turbulence and the instabilities plays a significant role in the regulation of the proton-scale energetics of the solar wind. This competition depends not only on the variability of the magnetic field but also on the spatial persistence of the plasma in non-equilibrium conditions.

Key words. solar wind – turbulence – kinetic instabilities

1. Introduction

The solar wind is a nearly collisionless plasma and as such exhibits non-equilibrium conditions that lead to the creation of micro-instabilities (Matteini et al. 2012; Alexandrova et al. 2013; Klein et al. 2018). Linear and quasilinear Vlasov–Maxwell theory predicts that kinetic-scale instabilities driven by temperature anisotropy with respect to the magnetic field restore the plasma towards thermal equilibrium (Hollweg & Völk 1970; Gary et al. 1976; Gary 1993). These theoretical descriptions often assume a constant background on which the unstable fluctuations are added as a perturbation. However, the real, turbulent solar wind does not provide such a constant background, with the presence of inhomogeneities across the spatial and temporal scales over which the instabilities are predicted to act (Bruno & Carbone 2013; Matthaeus et al. 2014; Verscharen et al. 2019).

The effective action of proton temperature anisotropy-driven instabilities in the solar wind is often inferred in the literature from comparisons of the distribution of observed data and its constraints in the $T_{\perp}/T_{\parallel}-\beta_{\parallel}$ parameter space, where

$$\beta_{\parallel} \equiv \frac{8\pi n k_B T_{\parallel}}{B^2}, \quad (1)$$

B is the magnitude of the magnetic field, n is the proton number density, k_B is the Boltzmann constant, T_{\perp} is the proton temperature perpendicular to the magnetic field, and T_{\parallel} is the proton temperature parallel to the magnetic field (e.g., Marsch et al. 2004; Hellinger et al. 2006; Bale et al. 2009; Chen et al. 2016; Opie et al. 2022). The thresholds of the anisotropy-driven instabilities set limits to the distribution of the data in $T_{\perp}/T_{\parallel}-\beta_{\parallel}$ parameter space (Gary 1992; Gary et al. 2001; Kasper et al. 2002).

A common analytical approximation for the thresholds of the anisotropy-driven instabilities is given in the parametric form

$$\frac{T_{\perp}}{T_{\parallel}} = 1 + \frac{a}{(\beta_{\parallel} - c)^b}, \quad (2)$$

where a , b , and c are fit parameters with values specific to each instability and to a given maximum growth rate γ_m (Hellinger et al. 2006). The oblique firehose and the mirror-mode instabilities, which we consider here, approximately provide outer boundaries to the distribution of stable data both in observations (Hellinger et al. 2006; Gary 2015) and in simulations (Servidio et al. 2014; Hellinger et al. 2015; Riquelme et al. 2015).

Solar wind turbulence is mostly non-compressive with a minor component of compressive fluctuations that contribute a relative magnetic energy $(\delta B/B_0)^2$ of a few percent to the turbulent cascade (Chen 2016). Turbulent dissipation of energy is a candidate mechanism to explain the observed anisotropic heating of the solar wind (Isenberg 1984; Marsch 1991; Cranmer et al. 2007; Maruca et al. 2011; Howes 2015). In the context of the expanding solar wind, local heating and the response of the solar wind to the turbulent fluctuations create non-equilibrium features that displace the plasma into unstable regions of the $T_{\perp}/T_{\parallel}-\beta_{\parallel}$ parameter space, beyond the threshold of the instabilities (Matteini et al. 2006; Schekochihin et al. 2008; Matteini et al. 2012; Bott et al. 2021). However, it is unclear how instabilities and turbulence interact at kinetic scales.

Kinetic plasma simulations show that instabilities can regulate the thermal energetics of the plasma, and that turbulence in the expanding solar wind can both raise and lower anisotropy measured with respect to the magnetic field (Matteini et al. 2006; Hellinger & Trávníček 2008; Kunz et al. 2014; Hellinger et al.

2015; Riquelme et al. 2015; Hellinger et al. 2017; Markovskii et al. 2020; Bott et al. 2021; Markovskii & Vasquez 2022). The oblique firehose instability produces Alfvénic modes with zero frequency, linear polarisation, and finite compressivity ($\delta n \neq 0$ and $\delta|\mathbf{B}| \neq 0$), and so creates both compressive and non-compressive fluctuations at ion scales (Hellinger & Matsumoto 2000; Hellinger & Trávníček 2008). Observations and simulations show that the mirror-mode instability generates compressive fluctuations on kinetic scales (Bale et al. 2009; Hellinger et al. 2017). Therefore both compressive and non-compressive kinetic-scale fluctuations can be attributed to the instabilities themselves or to cascaded background turbulence at these scales (or, in fact, a combination of both), and consequently caution must be exercised in their interpretation (Bale et al. 2009; Chandran et al. 2009; Salem et al. 2012; Chen et al. 2013; Gary 2015).

In this work, we examine non-compressive fluctuations in the magnetic-field direction at scales corresponding to the small-scale end of the inertial range of the turbulence (Kolmogorov 1941; Tu & Marsch 1995). We assume that these fluctuations predominantly represent local Alfvénic fluctuations. By combining magnetic-field measurements with measurements of the proton parameters, we investigate the action of the oblique firehose and mirror-mode instabilities in this turbulent background.

2. Data analysis

2.1. The magnetic-field variability measure σ_B

We develop a measure, σ_B , for the directional variability of the magnetic field \mathbf{B} using Solar Orbiter data. We use the 8 vectors/s magnetic-field data from the magnetometer (MAG; Horbury et al. 2020) in conjunction with $\approx 10^6$ datapoints at a cadence of 4 s from the Proton-Alpha Sensor (PAS) of the Solar Wind Analyser (SWA; Owen et al. 2020). These data are coincident with the dataset presented by Opie et al. (2022) and represent predominantly slow solar wind. We do not identify or remove structures such as shocks, coronal mass ejections, or current sheets in the dataset which is taken over 8 separate periods totalling 53 days at an average heliocentric distance of ~ 0.85 au.

We first derive the magnetic-field unit vector $\mathbf{b} = \mathbf{B}/|\mathbf{B}|$ for each measurement vector \mathbf{B} in RTN coordinates. PAS derives the proton moments based on a sampling of 1 s duration, every 4 s. We define the centre of the PAS sampling interval as the time t_i . We associate all \mathbf{b} measurements in the interval $[t_i - 2\text{ s}, t_i + 2\text{ s}]$ with the PAS interval at time t_i . We calculate the standard deviation of the unit-vector component b_j for time interval t_i as

$$\sigma_{B_j}(t_i) = \sqrt{\frac{\sum (b_j - \langle b_j \rangle)^2}{31}}, \quad (3)$$

where the sum is taken over all 32 magnetic-field measurements associated with the PAS measurement at t_i , $\langle \cdot \rangle$ is the average over this time interval of 4 s duration, and the index $j = (R, T, N)$ marks the field component in RTN coordinates. We then combine the components to

$$\sigma_B(t_i) = \sqrt{\sigma_{B_R}^2 + \sigma_{B_T}^2 + \sigma_{B_N}^2}. \quad (4)$$

The quantity σ_B is a measure of the variability of the magnetic-field direction (i.e., excluding changes in magnitude) at the 4 s scale for each combined interval in our SWA/PAS dataset. The mean solar wind bulk velocity for our dataset is 427 km s^{-1} . Therefore, the 4 s temporal scale represents a convected spatial scale of $\sim 1700\text{ km}$. The mean gyroradius for our dataset

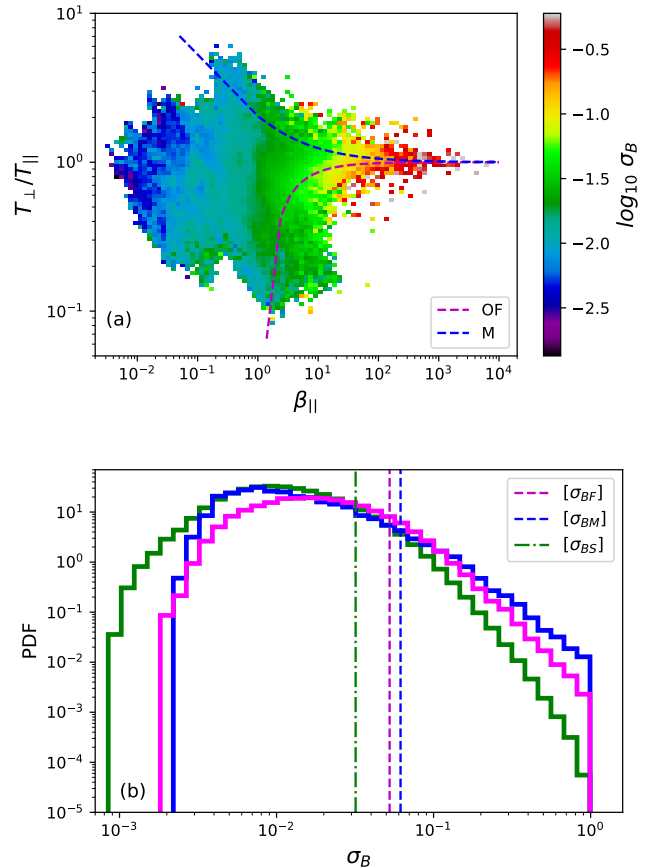


Fig. 1. Observed data for σ_B plotted as: (a) Distribution of σ_B binned and averaged by bincount in T_{\perp}/T_{\parallel} - β_{\parallel} parameter space. The instability thresholds for the oblique firehose (OF) and mirror-mode (M) instabilities are shown as labelled. (b) PDFs of σ_B for oblique firehose unstable (magenta), mirror-mode unstable (blue), and stable (green) points in our dataset. The vertical lines denote the ensemble mean $[\cdot]$ of each dataset.

is 51.5 km. Thus, σ_B represents fluctuations at the small-scale end of the inertial range, in the transition region approaching ion scales (Kiyani et al. 2015).

2.2. Definition of Probability Density Function (PDF)

We define a datapoint as “unstable” if it lies above the threshold given by Eq. (2) for the given instability. We emphasise that the presence of data in the regions unstable to the oblique firehose and mirror-mode instabilities is a rare occurrence in our overall dataset, representing $\sim 3\%$ and $\sim 0.5\%$, respectively, of the total dataset. Consequently, we define the probability density function (PDF) as the normalised density bin count for each individual dataset (i.e., separated by oblique firehose unstable (OF), mirror-mode unstable (M), and stable (S)):

$$\text{PDF}(k) = \frac{\psi_{Ik}}{\psi_{Sk} W_{bk}}, \quad (5)$$

where $k \in [\text{OF}, \text{M}, \text{S}]$, ψ_{Ik} is the raw individual bin count of datapoints in dataset k , ψ_{Sk} is the total bin count of dataset k summed across all bins, and W_{bk} is the bin width. In using Eq. (5), the distributions for each individual dataset are normalised so that $\sum(W_{bk} \text{PDF}(k)) = 1$ for each $k \in [\text{OF}, \text{M}, \text{S}]$.

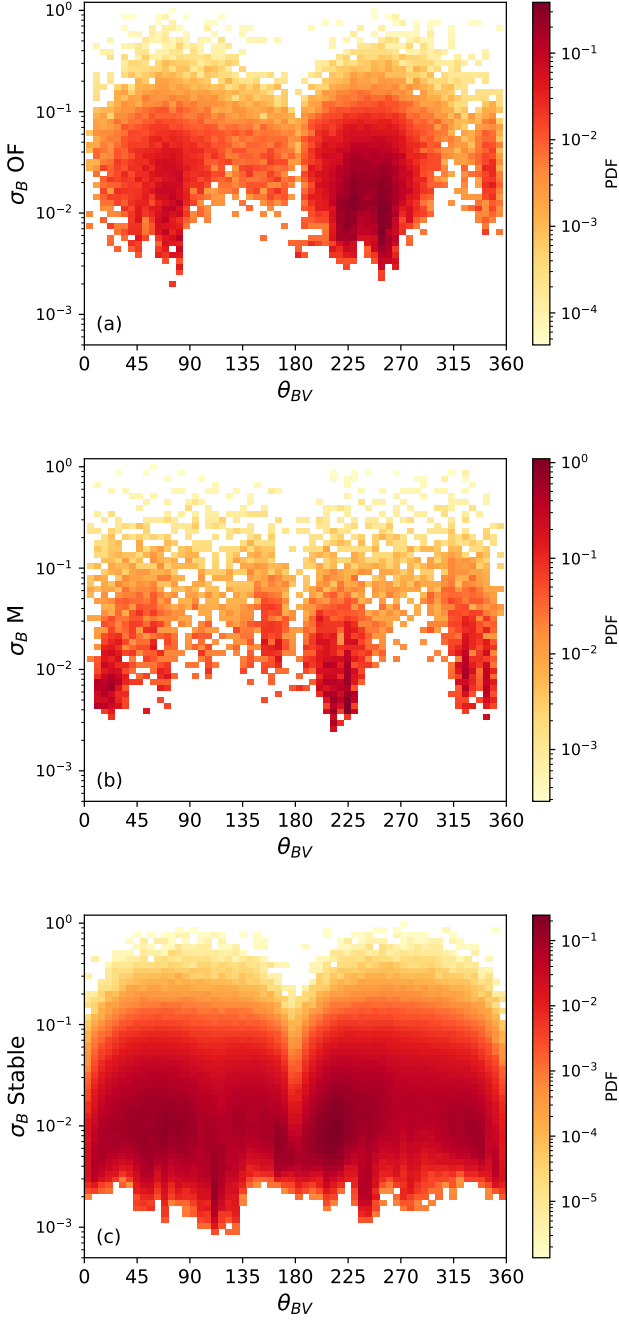


Fig. 2. PDF of data in σ_B - θ_{BV} parameter space for (a) oblique firehose unstable, (b) mirror-mode unstable, and (c) stable, datapoints.

3. Results

3.1. σ_B and its distribution in T_{\perp}/T_{\parallel} - β_{\parallel} parameter space

In Figure 1(a), we show the binned distribution of datapoints in the T_{\perp}/T_{\parallel} - β_{\parallel} parameter space. Each bin is colour-coded with its average value $(\sum \sigma_B)/\psi_I$ of σ_B on a logarithmic scale. For the instability thresholds, we use Eq. (2) with fit parameters for a maximum growth rate of $\gamma_m = 10^{-2}\Omega_p$, where Ω_p is the proton gyrofrequency, given by Verscharen et al. (2016). Higher values of σ_B occur in the stable data distribution approaching the instability thresholds. In the regions above the thresholds, which overall constrain the data distribution, we see the highest values of the averaged σ_B .

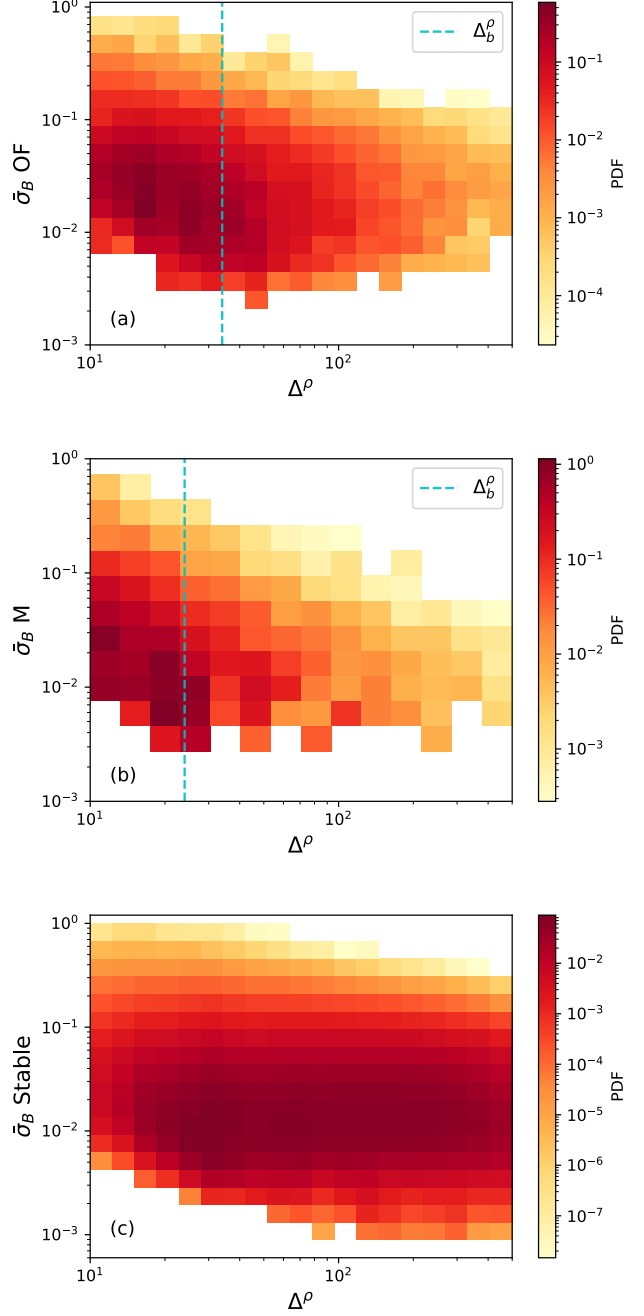


Fig. 3. PDF of data in $\bar{\sigma}_B$ - $\Delta\rho$ parameter space for (a) oblique firehose unstable and (b) mirror-mode unstable data distributions. Panel (c) shows the same PDF for equivalent persistence intervals sampled from the stable data. The vertical lines shown in (a) and (b) denote the breakpoints previously identified by Opie et al. (2022).

In Figure 1(b), we show the PDF according to Eq. (5) of σ_B for data defined as stable or unstable to either the oblique firehose or mirror-mode instability. We plot the ensemble mean values of σ_B for each of the three distributions as vertical lines. The lowest observed values of σ_B for the unstable data are higher than for the stable data. The PDFs for the unstable datasets are biased towards higher values of σ_B relative to the PDF for the stable dataset. We find that $[\sigma_{BM}]$ is greater than $[\sigma_{BF}]$, and $[\sigma_{BF}]$ is greater than $[\sigma_{BS}]$, where $[\cdot]$ is the ensemble mean.

3.2. σ_B and its relation to θ_{BV} parameter space

In Figure 2, we show PDFs of our data in σ_B - θ_{BV} parameter space, where θ_{BV} is the angle between the magnetic field \mathbf{B} and the solar wind proton bulk velocity \mathbf{V} for each measurement point, given as a value between 0° and 360° measured clockwise from \mathbf{V} in the \mathbf{V} - \mathbf{B} plane when looking down on the \mathbf{V} - \mathbf{B} plane from the north. To obtain θ_{BV} , we first calculate the cone angle between \mathbf{B} and \mathbf{V} using the complete 3D vectors in RTN coordinates as

$$\theta'_{BV} = \arccos \frac{\mathbf{B} \cdot \mathbf{V}}{BV}, \quad (6)$$

where \mathbf{V} is the bulk velocity of the protons. We define the complex numbers $b \equiv B_R + iB_T$ and $v \equiv V_R + iV_T$. We then calculate the angle $\phi_v = \arg(v)$, where $\arg(\cdot) \in [0, 2\pi)$ is the polar angle in the complex plane. After rotating b by $-\phi_v$ in the complex plane, we define the difference angle between b and v as $\phi_{bv} = 180^\circ \arg(be^{-i\phi_v})/\pi$. If $0 < \phi_{bv} \leq 180^\circ$, we set $\theta_{BV} = 360^\circ - \theta'_{BV}$. Otherwise, we set $\theta_{BV} = \theta'_{BV}$ (Opie et al. 2022).

The distribution of data identified as oblique firehose unstable in Figure 2(a) is clustered around values of $\theta_{BV} \approx 75^\circ$ and $\theta_{BV} \approx 255^\circ$, which represents a quasi-perpendicular alignment between \mathbf{B} and \mathbf{V} (which is consistent with the geometry found by Opie et al. 2022). The distribution of data identified as mirror-mode unstable in Figure 2(b) exhibits four clusters at $\theta_{BV} \approx 20^\circ, 160^\circ, 220^\circ$, and 340° , which represent a quasi-parallel or quasi-anti-parallel alignment between \mathbf{B} and \mathbf{V} (see also Opie et al. 2022). The distribution of stable data in Figure 2(c) assumes its maximum values in the range $0.001 \lesssim \sigma_B \lesssim 0.1$, largely independent of θ_{BV} .

3.3. σ_B and its relation to the persistence of unstable intervals

Figure 3 panels (a) and (b) show PDFs according to Eq. (5) of data in $\bar{\sigma}_B$ - Δ^p parameter space, where Δ^p is the spatial persistence of consecutive unstable 4 s intervals in units of the proton gyroradius. As discussed by Opie et al. (2022), we calculate Δ^p using Taylor's hypothesis (Taylor 1938). We identify an interval, i , with each unstable datapoint in the dataset for both oblique firehose and mirror-mode instabilities. We calculate the lengthscale $l_i = V_i \tau$ for each unstable interval i , where V_i is the proton bulk velocity of interval i and $\tau = 4$ s is the PAS sampling cadence. Using the proton gyroradius ρ_{pi} for each individual interval i , we then calculate the dimensionless lengthscale $\delta_i^p = l_i/\rho_{pi}$. We then define

$$\Delta_j^p = \sum_i \delta_i^p \quad (7)$$

as the normalised persistence interval for each occurrence of the respective instability as measured at the spacecraft.

We define the average σ_B over consecutive unstable 4 s intervals as

$$\bar{\sigma}_B = \frac{1}{n} \sum_{i=1}^n \sigma_B(t_i), \quad (8)$$

where n is the number of temporally consecutive 4 s intervals t_i in each unstable persistence interval of size Δ^p . We then bin the data in two-dimensional histograms in $\bar{\sigma}_B$ - Δ^p space. We show plots for both oblique firehose (Figure 3(a)) and mirror-mode (Figure 3(b)) unstable data.

In Figure 3(c), we show a similar plot for consecutive intervals sampled from the stable dataset. We select all intervals of P consecutive points where $P \in [2, 3, 4, \dots, 14, 15]$ and calculate $\bar{\sigma}_B$ and Δ^p for the stable data intervals in the same way as for the unstable persistence intervals.

Opie et al. (2022) identify the breakpoints Δ_b^p of the Δ^p distribution as the minimum spatial scales required for these instabilities to act. We overplot Δ_b^p as vertical dashed lines in Figure 3(a) and (b). For both unstable modes, the $\bar{\sigma}_B$ value associated with the maximum of the PDF decreases with increasing Δ^p . The distributions exhibit a lower bound at $\bar{\sigma}_B \approx 3 \times 10^{-3}$ for the oblique firehose and at $\bar{\sigma}_B \approx 4 \times 10^{-3}$ for the mirror-mode instability. The maximum of the PDF lies near this lower bound at $\Delta^p \approx \Delta_b^p$ for each of the unstable modes.

4. Discussion and interpretation

4.1. Distributions in parameter space

Figure 1(a) shows a clear dependence of σ_B on β_{\parallel} , consistent with previous results using $|\delta\mathbf{B}|/B_0$ instead of σ_B , where B_0 is the averaged background magnetic field (Kasper et al. 2002; Bale et al. 2009; Servidio et al. 2014). Higher values of β_{\parallel} often imply lower values of B_0 due to their explicit interdependence in Eq. (1). This interdependence creates a correlation between $\delta\mathbf{B}/B_0$ and β_{\parallel} even if $\delta\mathbf{B}$ is constant, which is consistent with the overall β_{\parallel} dependence of σ_B in Figure 1(a). In our analysis, we take this dependence as an inherent feature of the T_{\perp}/T_{\parallel} - β_{\parallel} parameter space and focus on the observed values of σ_B relating to the partition of the space between stable and unstable data.

The joint dependency of the data distributions on σ_B and θ_{BV} shown in Figure 2 is consistent with our previous work that shows that the θ_{BV} -dependent anisotropy is opposite to the expectations from adiabatic expansion alone (Opie et al. 2022). The observed distributions are also consistent with the PDFs in Figure 1(b) which show that the distributions of σ_B are skewed towards higher values for data in the unstable parameter regimes and have a higher ensemble mean compared with the stable data distribution. These statistical properties indicate that the relative level of fluctuations on the 4 s scale, whether from instabilities or background turbulence, is greater in the regions of parameter space unstable to the oblique firehose and mirror-mode instabilities than in the stable regime. The conjunction between Figure 2 and our previous work (Opie et al. 2022) points towards a potential role for the fluctuations represented by σ_B in raising the tangential and normal temperatures T_T and T_N relative to the radial temperature T_R . We postpone a more detailed discussion of this aspect to future work.

4.2. Instabilities in a turbulent background

Our σ_B measure captures non-compressive fluctuations at a 4 s timescale by calculating the full directional variability of the magnetic field. σ_B includes fluctuations both from the background turbulence and from the instabilities, as long as the fluctuations have a directional component (e.g., Alfvénic). Previous work interprets an enhanced level of small-scale fluctuations ($|\delta\mathbf{B}|/B_0$) at and beyond the instability thresholds as evidence of the growing fluctuations of the instabilities (Bale et al. 2009). Comparing our Figure 1(a) with the second panel of Figure 1 by Bale et al. (2009), we find that both measures agree quite closely for the oblique firehose instability. In the case of the mirror-mode instability, however, our measure identifies a lower level of enhanced fluctuations than the measure used by Bale et al. (2009),

particularly at lower β_{\parallel} . We attribute this difference to the predominantly compressive polarisation of the mirror-mode instability that we intentionally do not capture. We infer that the fluctuations measured by σ_B include a significant contribution from background turbulence.

We make the assumption that turbulent fluctuations create non-equilibrium features (Marsch 1991; Matteini et al. 2006; Schekochihin et al. 2008; Maruca et al. 2011; Matteini et al. 2012), while instabilities – once triggered and effective – reduce non-equilibrium features (Gary 1992; Gary et al. 2001; Kasper et al. 2002; Hellinger et al. 2006; Bale et al. 2009). This assumption suggests that the observed persistence of data in the regions of unstable $T_{\perp}/T_{\parallel}-\beta_{\parallel}$ parameter space is evidence that (a) there is insufficient spatial scale for the instabilities to act effectively (Opie et al. 2022), or (b) that the instabilities cannot immediately overcome the turbulent driving of anisotropy (Osman et al. 2013). A combination of both cases is possible.

In the ongoing competition between the turbulent driving and the instabilities, the relevant timescales for the opposing processes are important for deciding the outcome. Under stable solar wind conditions, non-linear processes are effective on timescales that are shorter than the linear timescales associated with the instabilities (Matthaeus et al. 2014; Klein et al. 2018). However, in the unstable regions of the $T_{\perp}/T_{\parallel}-\beta_{\parallel}$ parameter space, the plasma assumes conditions in which the linear timescales associated with the instabilities are equivalent to or shorter than the non-linear timescales associated with the turbulent driving (Bandyopadhyay et al. 2022). This inversion of the relevant timescales allows the instabilities to provide an effective boundary to non-equilibrium conditions in the solar wind.

4.3. The interactions between instabilities and turbulence

If the observed fluctuations measured by σ_B were ergodic, which we define as $\langle\sigma_B\rangle = [\sigma_B]$, we would not expect $\bar{\sigma}_B$ to exhibit dependency on Δ^p (Matthaeus & Goldstein 1982). The reason for this expectation is that the time-averaged amplitude of the fluctuations at the 4 s scale, if the fluctuations were ergodic, would not depend on the persistence length Δ^p of the intervals over which σ_B is averaged¹. For the stable dataset, the distribution of $\bar{\sigma}_B$ does not depend on the averaging length, as shown in Figure 3(c). We verify that $\langle\sigma_{BP}\rangle \approx [\sigma_B] \approx 0.032$, where $\langle\sigma_{BP}\rangle$ is the mean value of σ_B for stable intervals of length P and $[\sigma_B]$ is the ensemble mean for the complete dataset of stable datapoints, taken as representative of the statistical properties of the stable solar wind. Subject to our definition, the condition $\langle\sigma_{BP}\rangle \approx [\sigma_B]$ indicates ergodicity. However, in Figure 3 (a) and (b), the distribution of the data in $\bar{\sigma}_B-\Delta^p$ parameter space indicates an interdependency between $\bar{\sigma}_B$ and Δ^p for both oblique firehose and mirror-mode unstable data. This interdependency suggests that σ_B is not ergodic for the unstable intervals and therefore that the unstable intervals are statistically disjoint from the stable intervals (Matthaeus & Goldstein 1982; Walters 2000). We infer that the interdependency is indicative of processes that are only relevant to the unstable regimes. From our previous assumption, these processes relate either to the creation of non-equilibrium features by background turbulence or to the action of instabili-

ties to reduce non-equilibrium features. In both cases, the process concerned must disrupt the ergodicity of the turbulent fluctuations measured by σ_B for the stable regime.

The distributions in Figure 3(a) and (b) show that unstable intervals are more likely to be larger in units of Δ^p when $\bar{\sigma}_B$ is lower. The highest probability densities of the distribution of unstable data are observed and maintained for values of $\Delta^p < \Delta_b^p$, which we identify as the persistence intervals in which instabilities do not act effectively (Opie et al. 2022). In these intervals, higher $\bar{\sigma}_B$ implies shorter residence time for the plasma in any particular unstable regime of $T_{\perp}/T_{\parallel}-\beta_{\parallel}$ parameter space, largely independently of the action of instabilities.

The interdependency continues when $\Delta^p > \Delta_b^p$, which we identify as the persistence intervals in which instabilities do act effectively (Opie et al. 2022). For these intervals, Figure 3 shows that longer unstable intervals (in terms of Δ^p) are more likely to have a lower value of $\bar{\sigma}_B$ than shorter unstable intervals.

We interpret the value of $\bar{\sigma}_B$ as a measure for turbulent “activity”. Likewise, we interpret a lower PDF value for unstable intervals as an indication of the more efficient action of the instabilities. In this interpretation, the observed likelihood trend suggests that the efficiency of instabilities to reduce temperature anisotropy is greater in larger and more active intervals than in shorter and less active intervals. Therefore, the competition between the linear relaxation time and the nonlinear time not only depends on $\bar{\sigma}_B$ (i.e., a measure for the nonlinear time) but also on Δ^p .

4.4. Limitations of our analysis

In our analysis, we do not include the roles of the parallel firehose or ion-cyclotron instabilities. In general, the non-propagating oblique firehose and mirror-mode instabilities are more effective in constraining temperature anisotropy (Gary 1993; Gary et al. 1997; Kunz et al. 2014; Gary 2015; Rincon et al. 2015). The thresholds for these instabilities are calculated from linear theory under the assumption of conditions that do not exactly apply to the turbulent solar wind (Matthaeus et al. 2014). Nonetheless, observational studies have shown that these thresholds usefully define the boundaries of the stability of the plasma (Hellinger et al. 2006; Bale et al. 2009; Gary 2015; Chen et al. 2016). It remains an open question as to why the non-propagating thresholds provide better constraints to the data distribution in $T_{\perp}/T_{\parallel}-\beta_{\parallel}$ parameter space even when the propagating instabilities have lower theoretical thresholds (Gary 2015; Markovskii et al. 2019; Verscharen et al. 2019).

The directional variations measured by σ_B have an impact on the measurement of T_{\perp} and T_{\parallel} . The relevant timescale for this measurement is the 1 s SWA/PAS sampling interval. The typical directional variation in \mathbf{B} over one second is $\sim 3.4^\circ$ for our dataset and thus small compared to the angular resolution of PAS. However, at large $\sigma_B \gtrsim 0.5$, the deflections are potentially significant. Therefore caution must be exercised when defining the instability of intervals at large $\sigma_B \gtrsim 0.5$.

5. Conclusions

We show that non-compressive magnetic field variability, σ_B , is a useful measure for evaluating the interplay between turbulence and instabilities in the solar wind. Background magnetic field fluctuations cascade to the small-scale end of the inertial range where they have the ability to increase the temperature anisotropy. If the anisotropy is sufficiently large, the plasma becomes unstable.

¹ In our definition of ergodicity, we rely on the assumption, common to other studies, (e.g., Hellinger et al. 2006; Bale et al. 2009), that the size of our complete dataset is sufficient to be representative of the statistical properties of solar-wind processes, irrespective of the actual sample size. At the spatial scales we consider here, this assumption is justified (Matthaeus & Goldstein 1982).

The distribution of the data in $\bar{\sigma}_B$ - Δ^p parameter space shows that $\bar{\sigma}_B$ and Δ^p are interdependent only for the unstable plasma intervals. The competition between the action of the turbulence and the instabilities in these unstable intervals depends on both the level of turbulent activity and the spatial persistence of conditions that define the oblique firehose and mirror-mode instabilities. Our analysis suggests that the turbulent solar wind does not provide a simple homogeneous background as assumed by classical linear theory. In fact, a complex interaction between turbulent fluctuations and kinetic instabilities ultimately regulates the proton-scale energetics of the solar wind.

Acknowledgements. We appreciate very valuable discussions with Matt Kunz. For the purpose of open access, the author has applied a Creative Commons Attribution (CC BY) licence to any Author Accepted Manuscript version arising. S. O. is supported by the Natural Environment Research Council (NERC) grant NE/S007229/1. D. V. is supported by the Science and Technology Facilities Council (STFC) Ernest Rutherford Fellowship ST/P003826/1. D. V. and C. J. O. are supported by STFC Consolidated Grants ST/S000240/1 and ST/W001004/1. C. H. K. C. is supported by UKRI Future Leaders Fellowship MR/W007657/1 and STFC Consolidated Grant ST/T00018X/1. P. A. I. is supported by NASA grant 80NSSC18K1215 and by National Science Foundation (NSF) grant AGS2005982. Solar Orbiter is a space mission of international collaboration between ESA and NASA, operated by ESA. Solar Orbiter Solar Wind Analyser (SWA) data are derived from scientific sensors which have been designed and created, and are operated under funding provided in numerous contracts from the UK Space Agency (UKSA), STFC, the Agenzia Spaziale Italiana (ASI), the Centre National d'Etudes Spatiales (CNES), the Centre National de la Recherche Scientifique (CNRS), the Czech contribution to the ESA PRODEX programme and NASA. Solar Orbiter SWA work at UCL/MSSL is currently funded under STFC grants ST/T001356/1 and ST/S000240/1. The Solar Orbiter magnetometer was funded by UKSA grant ST/T001062/1. This work was discussed at the ISSI Team "Ion Kinetic Instabilities in the Solar Wind in Light of Parker Solar Probe and Solar Orbiter Observations", led by L. Ofman and L. Jian.

References

- Alexandrova, O., Chen, C. H. K., Sorriso-Valvo, L., Horbury, T. S., & Bale, S. D. 2013, *Space Science Reviews*, 178, 101
- Bale, S. D., Kasper, J. C., Howes, G. G., et al. 2009, *Physical Review Letters*, 103, 211101
- Bandyopadhyay, R., Qudsi, R. A., Gary, S. P., et al. 2022, *Physics of Plasmas*, 29, 102107, publisher: American Institute of Physics
- Bott, A. F. A., Arzamasskiy, L., Kunz, M. W., Quataert, E., & Squire, J. 2021, *The Astrophysical Journal*, 922, L35, aDS Bibcode: 2021ApJ...922L...35B
- Bruno, R. & Carbone, V. 2013, *Living Reviews in Solar Physics*, 10
- Chandran, B. D. G., Quataert, E., Howes, G. G., Xia, Q., & Pongkitiwanchakul, P. 2009, *The Astrophysical Journal*, 707, 1668, publisher: The American Astronomical Society
- Chen, C. H. K. 2016, *Journal of Plasma Physics*, 82, publisher: Cambridge University Press
- Chen, C. H. K., Boldyrev, S., Xia, Q., & Perez, J. C. 2013, *Physical Review Letters*, 110, 225002
- Chen, C. H. K., Matteini, L., Schekochihin, A. A., et al. 2016, *The Astrophysical Journal*, 825, L26
- Cranmer, S. R., Ballegoijen, A. A. v., & Edgar, R. J. 2007, *The Astrophysical Journal Supplement Series*, 171, 520
- Gary, S. P. 1992, *Journal of Geophysical Research*, 97, 8519
- Gary, S. P. 1993, *Theory of space plasma microinstabilities*, Cambridge atmospheric and space science series (Cambridge [England] ; New York: Cambridge University Press)
- Gary, S. P. 2015, *Philosophical Transactions of the Royal Society A: Mathematical, Physical and Engineering Sciences*, 373, 20140149
- Gary, S. P., Montgomery, M. D., Feldman, W. C., & Forslund, D. W. 1976, *Journal of Geophysical Research*, 81, 1241
- Gary, S. P., Skoug, R. M., Steinberg, J. T., & Smith, C. W. 2001, *Geophysical Research Letters*, 28, 2759
- Gary, S. P., Wang, J., Winske, D., & Fuselier, S. A. 1997, *Journal of Geophysical Research: Space Physics*, 102, 27159, _eprint: <https://onlinelibrary.wiley.com/doi/pdf/10.1029/97JA01726>
- Hellinger, P., Landi, S., Matteini, L., Verdini, A., & Franci, L. 2017, *The Astrophysical Journal*, 838, 158, publisher: American Astronomical Society
- Hellinger, P. & Matsumoto, H. 2000, *Journal of Geophysical Research: Space Physics*, 105, 10519, _eprint: <https://onlinelibrary.wiley.com/doi/pdf/10.1029/1999JA000297>
- Hellinger, P., Matteini, L., Landi, S., et al. 2015, *The Astrophysical Journal*, 811, L32, publisher: American Astronomical Society
- Hellinger, P., Trávníček, P., Kasper, J. C., & Lazarus, A. J. 2006, *Geophysical Research Letters*, 33
- Hellinger, P. & Trávníček, P. M. 2008, *Journal of Geophysical Research: Space Physics*, 113, _eprint: <https://onlinelibrary.wiley.com/doi/pdf/10.1029/2008JA013416>
- Hollweg, J. V. & Völk, H. J. 1970, *Journal of Geophysical Research (1896-1977)*, 75, 5297, _eprint: <https://onlinelibrary.wiley.com/doi/pdf/10.1029/JA075i028p05297>
- Horbury, T. S., O'Brien, H., Carrasco Blazquez, I., et al. 2020, *Astronomy & Astrophysics*, 642, A9
- Howes, G. G. 2015, *Philosophical Transactions of the Royal Society A: Mathematical, Physical and Engineering Sciences*, 373, 20140145
- Isenberg, P. A. 1984, *Journal of Geophysical Research: Space Physics*, 89, 6613, _eprint: <https://onlinelibrary.wiley.com/doi/pdf/10.1029/JA089iA08p06613>
- Kasper, J. C., Lazarus, A. J., & Gary, S. P. 2002, *Geophysical Research Letters*, 29, 20
- Kiyani, K. H., Osman, K. T., & Chapman, S. C. 2015, *Philosophical Transactions of the Royal Society A: Mathematical, Physical and Engineering Sciences*, 373, 20140155
- Klein, K., Alterman, B., Stevens, M., Vech, D., & Kasper, J. 2018, *Physical Review Letters*, 120, 205102
- Kolmogorov, A. N. 1941, *Akademiia Nauk SSSR Doklady*, 32, 16
- Kunz, M. W., Schekochihin, A. A., & Stone, J. M. 2014, *Physical Review Letters*, 112, 205003, arXiv: 1402.0010
- Markovskii, S. A. & Vasquez, B. J. 2022, *The Astrophysical Journal*, 924, 111, publisher: The American Astronomical Society
- Markovskii, S. A., Vasquez, B. J., & Chandran, B. D. G. 2019, *The Astrophysical Journal*, 875, 125, publisher: The American Astronomical Society
- Markovskii, S. A., Vasquez, B. J., & Chandran, B. D. G. 2020, *The Astrophysical Journal*, 889, 7, publisher: The American Astronomical Society
- Marsch, E. 1991, in *Reviews in Modern Astronomy*, ed. G. Klare, *Reviews in Modern Astronomy* (Berlin, Heidelberg: Springer), 145–156
- Marsch, E., Ao, X.-Z., & Tu, C.-Y. 2004, *Journal of Geophysical Research*, 109, A04102
- Maruca, B. A., Kasper, J. C., & Bale, S. D. 2011, *Physical Review Letters*, 107, 201101, publisher: American Physical Society
- Matteini, L., Hellinger, P., Landi, S., Trávníček, P. M., & Velli, M. 2012, *Space Science Reviews*, 172, 373
- Matteini, L., Landi, S., Hellinger, P., & Velli, M. 2006, *Journal of Geophysical Research: Space Physics*, 111, _eprint: <https://agupubs.onlinelibrary.wiley.com/doi/pdf/10.1029/2006JA011667>
- Matthaeus, W. H. & Goldstein, M. L. 1982, *Journal of Geophysical Research*, 87, 10347
- Matthaeus, W. H., Oughton, S., Osman, K. T., et al. 2014, *The Astrophysical Journal*, 790, 155, arXiv: 1404.6569
- Opie, S., Verscharen, D., Chen, C. H. K., Owen, C. J., & Isenberg, P. A. 2022, *The Astrophysical Journal*, 941, 176, publisher: The American Astronomical Society
- Osman, K. T., Matthaeus, W. H., Kiyani, K. H., Hnat, B., & Chapman, S. C. 2013, *Physical Review Letters*, 111, 201101
- Owen, C. J., Bruno, R., Livi, S., et al. 2020, *Astronomy & Astrophysics*, 642, A16
- Rincon, F., Schekochihin, A. A., & Cowley, S. C. 2015, *Monthly Notices of the Royal Astronomical Society: Letters*, 447, L45
- Riquelme, M. A., Quataert, E., & Verscharen, D. 2015, *The Astrophysical Journal*, 800, 27, publisher: The American Astronomical Society
- Salem, C. S., Howes, G. G., Sundkvist, D., et al. 2012, *The Astrophysical Journal*, 745, L9
- Schekochihin, A. A., Cowley, S. C., Kulsrud, R. M., Rosin, M. S., & Heinemann, T. 2008, *Physical Review Letters*, 100, 081301, publisher: American Physical Society
- Servidio, S., Osman, K. T., Valentini, F., et al. 2014, *The Astrophysical Journal*, 781, L27, publisher: American Astronomical Society
- Taylor, G. I. 1938, *Proceedings of the Royal Society A: Mathematical, Physical and Engineering Sciences*, 164, 476
- Tu, C.-Y. & Marsch, E. 1995, *Space Science Reviews*, 73, 1, publisher: Springer
- Verscharen, D., Chandran, B. D. G., Klein, K. G., & Quataert, E. 2016, *The Astrophysical Journal*, 831, 128
- Verscharen, D., Klein, K. G., & Maruca, B. A. 2019, *Living Reviews in Solar Physics*, 16
- Walters, P. 2000, *An introduction to ergodic theory*, Graduate texts in mathematics No. 79 (New York Heidelberg Berlin: Springer)