

PoseRAC: Pose Saliency Transformer for Repetitive Action Counting

Ziyu Yao, Xuxin Cheng, Yuexian Zou

School of Electronic and Computer Engineering, Peking University, China
 {yaozy, chengxx}@stu.pku.edu.cn; zouyx@pku.edu.cn

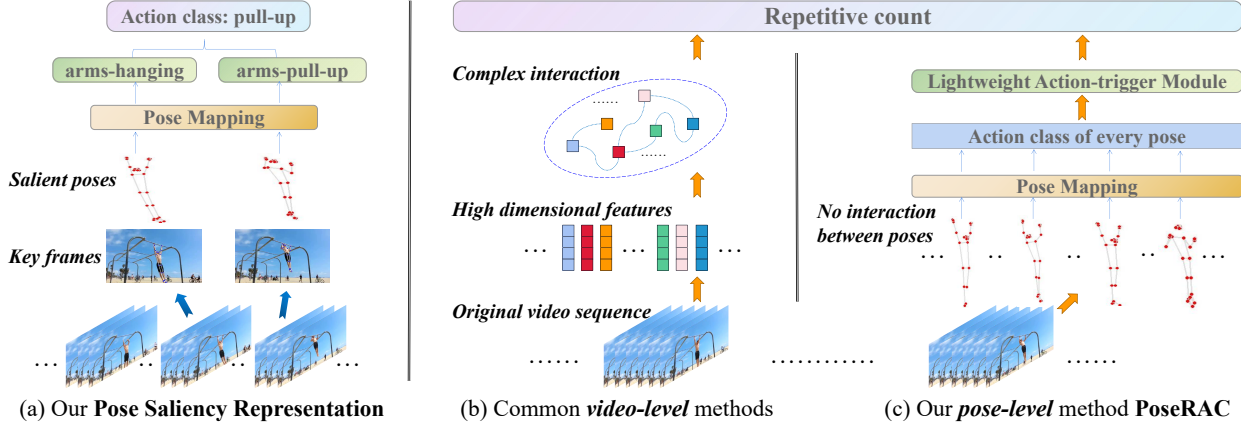


Figure 1. **(a)** Pose Saliency Representation is our proposed mechanism using the two most salient poses to represent each action, which captures essential information while reducing computational overhead. **(b)** Video-level methods require interacting intra-frame and inter-frame information, leading to increasing calculation and potentially computing useless information. **(c)** PoseRAC is our proposed pose-level method which estimates the pose of each frame and utilizes such core information to classify actions frame-by-frame. Unlike video-level methods, our approach reduces calculation and uses a lightweight action-trigger to obtain the final result.

Abstract

This paper presents a significant contribution to the field of repetitive action counting through the introduction of a new approach called **Pose Saliency Representation**. The proposed method efficiently represents each action using only two salient poses instead of redundant frames, which significantly reduces the computational cost while improving the performance. Moreover, we introduce a pose-level method, **PoseRAC**, which is based on this representation and achieves state-of-the-art performance on two new version datasets by using **Pose Saliency Annotation** to annotate salient poses for training. Our lightweight model is highly efficient, requiring only 20 minutes for training on a GPU, and infers nearly 10x faster compared to previous methods. In addition, our approach achieves a substantial improvement over the previous state-of-the-art TransRAC, achieving an OBO metric of 0.56 compared to 0.29 of TransRAC. The code and new dataset are available at <https://github.com/MiracleDance/PoseRAC> for further research and experimentation, making our proposed approach highly accessible to the research community.

1. Introduction

Periodic movement is a ubiquitous phenomenon in nature, including human activities. Repetitive action counting aims to count the number of repetitive actions in a video, which is crucial for analyzing human action, such as pedestrian detection[30], camera calibration[15], and three-dimensional reconstruction[31, 21]. However, this task has not been extensively explored. Previous works, such as those by Levy et al. [19] and Pogalin et al. [28], rely on the periodicity assumption. Still, the period of an action can be long or short or even mixed with inconsistent cycles. Other works, such as those by Zhang et al. [45] and Dwibedi et al. [11], exploit contextual information to achieve better results. Moreover, Hu et al. [14] propose a multi-scale temporal correlation encoder that achieves state-of-the-art performance, maintaining it until our work.

All current works on this task are video-level, which involves expensive feature extraction and sophisticated video-context interaction. Meanwhile, the research on human pose estimation is in full swing, and the current results, such as those by Bazarevsky et al. [2] and Xu et al. [42], can already support practical applications. However, hu-

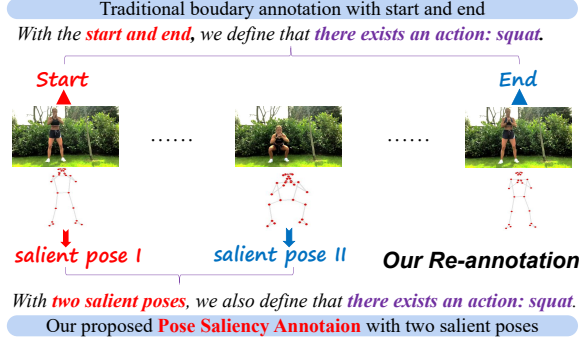


Figure 2. Our Pose Saliency Annotation. Instead of annotating the start and end, we annotate the two most salient frames.

man pose has not been well-explored in repetitive action counting tasks. We believe that if human poses can be well-utilized, it can greatly improve the performance and efficiency of this task.

Our motivations arise from two aspects:

- **How to be more effective?** Human body pose is the most essential factor in an action, and other information sometimes interferes with the model, such as hue, face, skin color, etc. If we ignore those factors and focus on the most essential poses, we can improve the performance on this work. Such idea of using saliency information can be found in other tasks[36, 17, 6].
- **How to be more efficient?** Video-level methods require complex contextual interactions for the entire video, including those irrelevant background features, which bear a huge amount of calculation. However, if we use dozens of human body key points to represent an action, it can greatly improve the speed of the model. The significant reduction in computing overhead can lead to greater application prospects.

Therefore, we propose a mechanism called **Pose Saliency Representation (PSR)**, which represents an action using the two most salient poses. The common method of representing an action with RGB frames is redundant, as intra-frame spatial information and inter-frame temporal information need complex calculations to obtain high-level semantic information. However, our PSR mechanism, as shown in Figure 1 (a), can use only two key frames to capture the salient pose features of each action and establish a unique mapping between salient poses and action classes.

Based on PSR, we propose the first pose-level network called **Pose Saliency Transformer for Repetitive Action Counting (PoseRAC)**, as shown in Figure 1 (c). We first extract poses of all frames using state-of-the-art algorithms, such as BlazePose[2]. Next, our core model maps each of these poses to an action class, which we detail in Sec §4.3 and §4.4. Lastly, we design a lightweight Action-trigger

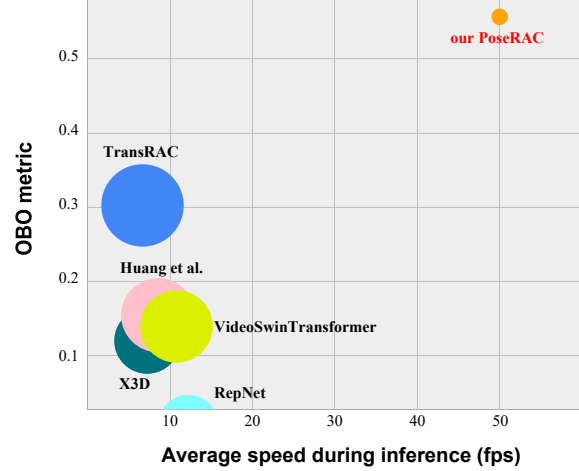


Figure 3. The comparison of PoseRAC and previous SOTA methods on *RepCount-(pose)* test set regarding speed, OBO accuracy and model size, which represented by the sizes of bubbles. When calculating the speed of PoseRAC, the time of pose estimation is included.

module, where the action of each frame is used to complete video-level counting. Our PoseRAC does not require complicated calculations and has been experimentally proven to have the advantages of both accuracy and speed.

However, learning such mapping between salient poses and actions requires salient annotation, which current datasets, such as the *RepCount*[14], do not provide. It only annotates the start and end frames of each action, which does not necessarily the most salient moments of an action. To solve this problem, we improve on the current datasets for pose-level method. Dataset augmentation has been proven to be effective[44, 47, 5, 20]. Different from the original annotation of *RepCount*, we propose a new annotation idea that has not yet been explored: **Pose Saliency Annotation (PSA)**. As Figure 2 shows, instead of annotating the start and end frames of each action in traditional boundary annotation, we annotate the two most salient frames. We first pre-define the two most salient poses for all action classes. For example, for sit-up, we define lying down and sitting as two salient poses, for squats, body-upright and squatting are two salient poses, and so on. Then for all videos in training set, we annotate the frame indices of two salient poses for each action event. With such novel annotation, we can obtain the most representative poses to greatly optimize our training process. Combining Pose Saliency Annotation, we augment two current datasets *RepCount* and *UCFRep* with pose-level annotations, and create two new version: ***RepCount-pose*** and ***UCFRep-pose***, which can be used by all future pose-level methods.

During inference, we make a fair comparison with the previous approaches, and using PSA to train PoseRAC, we achieve new state-of-the-art performance on two test set,




Figure 4. **The specific implementation of Pose Saliency Annotation.** We define two salient poses for each action and precisely select the frames in which these poses occur in a given video. Here we take front raise action as an example, and L1, L2 mean the indices of two salient poses of the first action, L3 to L6 are similar.

far outperforming all current methods, with an OBO metric of 0.56 compared to 0.29 of previous state-of-the-art TransRAC. Moreover, our model has a exaggerated running speed, which takes only 20 minutes to train on a single GPU, and it is even so lightweight to train in only one hour and a half on a CPU, which is unimaginable in previous video-level methods. PoseRAC is also very fast during inference, which is almost 10x faster than the previous state-of-the-art TransRAC on the average speed per frame. Figure 3 further demonstrates the superiority of our method in terms of speed and accuracy, even having significantly fewer model parameters than previous video-level methods.

We summarize our contributions in three-fold:

- Based on our proposed Pose Saliency Annotation, we annotate the salient poses of all videos, augment two current datasets with pose-level annotations, and create two new version: *RepCount-pose* and *UCFRep-pose*.
- We propose Pose Saliency Representation which represents each action with two salient poses, rather than redundant frames. Then we propose the first pose-level model PoseRAC to solve repetitive action counting task, which is simple, effective and efficient.
- Our PoseRAC not only far outperforms all state-of-the-art methods in performance on current datasets, but also has particularly high efficiency. It is lightweight enough to be easily trained on CPU, which is undoubtedly not possible with previous methods.

2. Related Works

Repetitive action counting. Early methods [8, 28, 38, 1, 18, 26, 27, 37, 7] focus on compressing the motion field into one-dimensional signals to recover the repetition, where Fourier analysis[28, 38, 3], peak detection[35], classification[9, 19] can be used. However, they are limited

to stationary situations, so [33, 32] collect a dataset with non-stationary repetitions. As they all analyze the visual information, [46] utilizes the sound for the first time. Moreover, [45] proposes a context-aware model and constructs *UCFRep* dataset with 526 videos. Similarly, [11] creates *Countix* which contains over 6000 videos. However, they only have coarse-grained annotation, so [14] introduces a large-scale *RepCount* dataset with fine-grained annotation of the actions. This work also encodes multi-scale temporal correlation to improve the performance and efficiency.

Different from them, we propose a simple pose-level method which outperforms all previous work in the speed and performance. Meanwhile, as current datasets lack salient annotations, we re-annotate *RepCount* and *UCFRep* to contribute to the future pose-level work on this task.

Human pose estimation. Convolutional neural network is mainstream in early works[41, 29, 40, 34], but when vision transformer emerged in various visual tasks[22, 24], it began to be used more[43, 23]. Here we focus on two works. One is Vitpose[42] with a plain vision transformer, which achieves good performance. Another is BlazePose[2], which is a lightweight architecture designed for mobile devices. In this paper, we directly use them as our Pose Estimation Network.

3. Pose Saliency Annotation

There are some existing datasets for the repetition action counting task, such as *UCFRep*[45] and *Countix*[11]. However, the biggest shortcoming is that only coarse-grained ground truth annotation are provided. Later, the proposal of *RepCount*[14] brings fine-grained annotation for the first time, in which start and end time of every action cycle are annotated to promote the further development in this field. It needs to be pointed out that such fine-grained annotation is very valuable when using video-level algorithms.

We introduce our pose-level model to learn a unique

Action class	RepCount-pose					
	Salient pose I	Salient pose II	training set		test set	
			video	event	video	event
bench press	lying flat and arms-upward	lying flat and arms-down	41	190	19	219
front raise	arms-down	arms-raise	76	370	18	132
jumping jack	body-upright and arms-down	jumping up and arms-upward	49	350	26	713
pommel horse	body leaning to the left	body leaning to the right	57	424	15	438
sit-up	lying down	sitting	54	242	20	270
squat	body-upright	squatting	81	544	18	164
pull-up	arms-hanging	arms-pull-up	63	348	19	217
push-up	lying prostrate and arms-straight	lying prostrate and arms-bent	66	449	16	303
All	-	-	487	2917	151	2456

Table 1. Detailed information of *RepCount-pose*, including salient poses, video count and event count of each action.

Action class	UCFRep-pose					
	Salient pose I	Salient pose II	training set		test set	
			video	event	video	event
bench press	lying flat and arms-upward	lying flat and arms-down	15	28	2	4
body weight squat	body-upright	squatting	19	50	4	9
handstand push-up	handstanding and arms-straight	handstanding and arms-bent	18	48	5	17
jumping jack	body-upright and arms-down	jumping up and arms-upward	17	49	5	20
pommel horse	body leaning to the left	body leaning to the right	20	66	5	48
All	-	-	89	241	21	98

Table 2. Detailed information of *UCFRep-pose*, including salient poses, video count and event count of each action.

mapping between salient poses and actions. However, obtaining the core information of the frame indices where the salient poses occur is a challenge since such annotations are not available in current datasets. The most salient poses typically appear in the middle of the actions, so using only the start and end of actions in *RepCount* may not allow the model to learn the mapping relationship effectively. Moreover, other datasets lack any fine-grained annotations, making it difficult to implement our pose-level method.

Based on the limitations of current datasets, we propose a novel **Pose Saliency Annotation** that addresses the lack of annotations for salient poses. As Figure 4 shows, we pre-define two salient poses for each action and annotate the frame indices where these poses occur for all videos in the training set, creating new annotation files for our pose-level method to train on. We apply this approach to two datasets, *RepCount* and *UCFRep*, and create two new annotated version called *RepCount-pose* and *UCFRep-pose*.

For *RepCount-pose*, after cleaning, the training set contains 487 videos and 2917 annotated action events. We retain the original test set without modification to test the robustness of our method. This new annotation scheme provides a foundation for pose-level methods and opens up new research opportunities. It can be observed that the number of events in the training set is close to the test set. This is because the pose-level method does not need to predict the

number of repetitions during training, but only completes the mapping between salient poses and actions, so we do not need to capture every action event in the training set, but choose high-quality actions. In this regard, the cost of annotation will also be less than video-level methods. For *UCFRep-pose*, we selected 5 classes from the original 23 classes and annotated 110 videos to create a smaller dataset. Our pose-level model is lightweight enough to work effectively with such small dataset. The detailed information of these two new datasets are shown in Table 1 and 2.

4. PoseRAC Model

Given a video $V = \{x_i\}_1^T \in \mathbb{R}^{C \times H \times W \times T}$ with T RGB frames, repetitive action counting model aims to predict a certain value Y , which is the number of repetitive actions. In this section, we will introduce our PoseRAC in detail.

4.1. Model Overview

As shown in Figure 5, PoseRAC consists of four parts.

- The first is a state-of-the-art and lightweight Pose Estimation Network (§4.2), which is used to estimate the poses represented by lots of human pose key points from each frame of the original video sequence.
- The second is a simple Transformer Encoder (§4.3) to embed the key points of poses into high-level feature

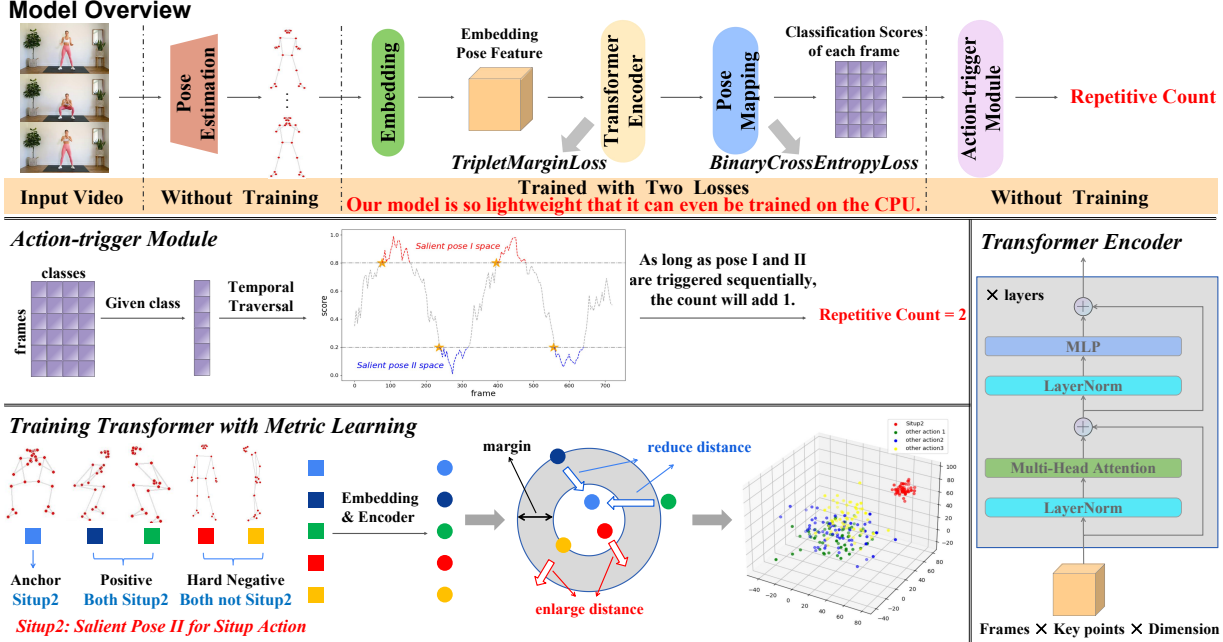


Figure 5. Overview of our proposed PoseRAC. For a input video, the repetitive count can be obtained through Pose Estimation, Transformer Encoder, Pose Mapping and Action-trigger, where only the Encoder and the Pose Mapping need to be trained. We use Triplet Margin Loss to train the Encoder while Binary Cross Entropy Loss to train both the Encoder and the Pose Mapping. In addition to achieving the state-of-the-art performance so far, the biggest highlight of our PoseRAC is that it is lightweight enough to be easily trained on a CPU.

space, where the same class have similar distances, while the distances of different classes are far apart.

- The third is a Pose Mapping Module (§4.4), where the unique mapping relationship between the salient poses and the action classes can be learned. Each pose can be mapped to the action class with the highest probability after the previous encoding.
- The fourth part is a lightweight Action-trigger Module (§4.5). When we get the salient action classification results of all frames of the entire video sequence, we can use this module to calculate the repetition count in a short time.

4.2. Pose Estimation Network

Our model first converts the video sequence into a sequence of human pose key points, which can be defined as:

$$V = \{x_i\}_1^T \in \mathbb{R}^{C \times H \times W \times T} \quad (1)$$

$$V \xrightarrow{\text{PoseEstimation}} P = \{p_i\}_1^T \in \mathbb{R}^{D \times K \times T}$$

where each x_i represents a single RGB frame, and each p_i represents the key points of each frame. To express the key points of each frame, we use $D \times K$ sequence, which includes two parts, one (K) is the number of key points to fully represent the current pose, the other (D) is the dimension of each key point, generally three, which are the two coordinates of the planes and the depth estimation.

Here we use state-of-the-art pose estimation models such as Vitpose[42] and BlazePose[2]. The pose estimation algorithms themselves are not designed by us, but we introduce pose information into the action counting task, which is a novel design not explored by previous work.

Moreover, our pose-level poses estimation processes the primitive information of video, which is similar to the feature extraction network in all video-level algorithms such as I3D[4], VideoSwinTransformer[24], and TSN[39]. But the difference is that the result of video-level incorporates all information, while pose-level only produces core information, which greatly improves the performance. Additionally, using pose information can contribute to the lightweight of model. For instance, for a 1024-frame video, video-level feature extraction with an output dimension of 512 would produce a data volume of $1024 \times 512 = 524288$, while using pose information with 33 key points produces a data volume of only $1024 \times 33 \times 3 = 101376$.

4.3. Encoding Poses with Transformer

Here we specify our data representation for the Transformer Encoder, which requires input batch size, sequence length, and embedding dimensions. In our pose-level approach, each frame is a batch, the number of key points in each frame is the sequence length, and the feature dimension of each key point is the embedding dimension.

First we get the pose of each frame $p_i \in \mathbb{R}^{D \times K}$ through

the Pose Estimation Network, where $i \in 1, 2, \dots, T$ is the frame index, K is the number of key points, and D is the dimension of each key point. We further define $p_i = \{k_j\}_1^K$ to represent each key point, where $k_j \in \mathbb{R}^D$, and we embed it to obtain richer information. Our embedding projection \mathbf{E} is a simple MLP network with ReLU as the activation function. These calculations can be defined as:

$$\mathbf{Z}^0 = [\mathbf{E}(k_1), \mathbf{E}(k_2), \dots, \mathbf{E}(k_K)]^T \quad (2)$$

where $\mathbf{E}(k_j) \in \mathbb{R}^{D'}$ is the embedding feature. Then the next Transformer takes \mathbf{Z}^0 as input and encodes it with self-attention. Given $\mathbf{Z}^0 \in \mathbb{R}^{K \times D'}$ with K key point features, each of which is D' -dimensional, \mathbf{Z}^0 is projected using $\mathbf{W}_Q \in \mathbb{R}^{D' \times D_q}$, $\mathbf{W}_K \in \mathbb{R}^{D' \times D_k}$, $\mathbf{W}_V \in \mathbb{R}^{D' \times D_v}$, where $D_k = D_q$, to extract feature representations query(Q), key(K) and value(V), which can be defined as:

$$\begin{aligned} \mathbf{Q} &= \mathbf{Z}^0 \times \mathbf{W}_Q \\ \mathbf{K} &= \mathbf{Z}^0 \times \mathbf{W}_K \\ \mathbf{V} &= \mathbf{Z}^0 \times \mathbf{W}_V \end{aligned} \quad (3)$$

and the output of self-attention can be computed as:

$$\text{Attn} = \text{Softmax}\left(\frac{\mathbf{Q}\mathbf{K}^T}{\sqrt{D_q}}\right)\mathbf{V} \quad (4)$$

where $\text{Attn} \in \mathbb{R}^{K \times D'}$. Also, we use common multi-head self-attention (MHSA) to make several self-attention operations calculate in parallel.

Now we introduce the overall architecture of Transformer Encoder, which has L layers with each layer consisting of MHSA and MLP blocks. Also, LayerNorm and Residual Connection are applied before and after every MHSA or MLP block, respectively. Because the number of key points of each frame is a bit less, so our encoder does not include the downsampling module that other models may have. The overall process can be defined as:

$$\begin{aligned} \hat{\mathbf{Z}}^l &= \text{MHSA}(\text{LN}(\mathbf{Z}^{l-1})) + \mathbf{Z}^{l-1} \\ \mathbf{Z}^l &= \text{MLP}(\text{LN}(\hat{\mathbf{Z}}^l)) + \hat{\mathbf{Z}}^l \end{aligned} \quad (5)$$

where $\mathbf{Z}^{l-1}, \hat{\mathbf{Z}}^l, \mathbf{Z}^l \in \mathbb{R}^{K \times D'}$.

4.4. Pose Mapping

Taking the Encoder output $\mathbf{Z}^L \in \mathbb{R}^{K \times D'}$ as input, Pose Mapping module outputs probability scores $\mathbf{S} \in \mathbb{R}^C$ of the current frame over all action classes. We perform binary classification after Sigmoid activation for each class, with the two salient poses of each class represented by the same bit data. To realize such a module, we use a very lightweight MLP network, which avoids the complexity. First, the two dimensions K and D' of \mathbf{Z}^L are flattened into $\mathbb{R}^{KD'}$, and

then it passes through an MLP module, where the output channels is set to C , which can be defined as:

$$\mathbf{S} = \sigma(\text{MLP}(\text{Flatten}(\mathbf{Z}^L))) \quad (6)$$

where σ represents the Sigmoid activation function.

With such Pose Mapping, we can obtain the scores of single frame. It should be noted that we extract the poses of all frames, and use the convenience of matrix operations to obtain scores in parallel, which is actually consistent with the idea of mini batch. So at last, we combine the scores of all frames to get the video score matrix $\hat{\mathbf{S}} \in \mathbb{R}^{C \times T}$, where T represents the number of frames in the current video.

4.5. Action-trigger Module

We use the lightweight Action-trigger Module to obtain the final output Y , the repetitive action count, which has a time complexity of $\mathcal{O}(n)$. First, we get the scores $S_c \in \mathbb{R}^T$ of a given action class from $\hat{\mathbf{S}}$. Then, we scan all frames and use the action-trigger mechanism to count when the two salient poses of the action class occur sequentially. We set upper and lower bounds to distinguish the scores of the two salient poses, which cluster non-salient poses in the middle and easily classify the salient poses to the two ends.

4.6. Losses and Metric Learning

The modules need to be trained are Embedding, Transformer Encoder and Pose Mapping, and because we perform binary classification for each class, so we use the Binary Cross Entropy Loss, which can be defined as follows:

$$\mathcal{L}_{bce} = -\frac{1}{N} \sum_{i=1}^N \left(\frac{1}{C} \sum_{j=1}^C \text{loss}(i, j) \right) \quad (7)$$

$$\text{loss}(i, j) = y_{ij} \log p_{ij} + (1 - y_{ij}) \log(1 - p_{ij}) \quad (8)$$

where N represents the batch size (in our method, each frame is a batch), C represents the number of classes, y and p are the labels and our predictions, respectively.

Moreover, we use Metric Learning to improve our Encoder and introduce the Pose Triplet Loss. Given a pose, Encoder produces higher-level features \mathbf{Z}^L , which should be more representative. As shown in Figure 5, we achieve this with Triplet Margin Loss function, which selects anchors, same class positive samples, and different classes negative samples in a batch. It can be expressed as:

$$\mathcal{L}_{tri} = \max(\text{CS}(a, p) - \text{CS}(a, n) + \text{margin}, 0) \quad (9)$$

where a, p, n are anchors, positive and negative samples, and CS represents the Cosine Similarity to measure the distance between features. We pay more attention to hard samples, where the distances between anchors and negative samples are even smaller than those of positive samples. After Metric Learning, the poses of each action can be distinguishable, which cluster in the high-level space.

Methods		RepCount (-pose)		UCFRep (-pose)		Time (ms)
		MAE ↓	OBO ↑	MAE ↓	OBO ↑	
video-level	RepNet[11]	0.995	0.013	0.981	0.018	100
	X3D[12]	0.911	0.106	0.982	0.331	220
	Zhang et al.[45]	0.879	0.155	0.762	0.412	225
	TANet[25]	0.662	0.099	0.892	0.129	187
	VideoSwinTransformer[24]	0.576	0.132	1.122	0.033	149
	Huang et al.[16]	0.527	0.159	1.035	0.015	156
	TransRAC[14]	0.443	0.291	0.581	0.329	200
first pose-level	PoseRAC (Ours)	0.236	0.560	0.312	0.452	20

Table 3. Performance on *RepCount(-pose)* and *UCFRep(-pose)* test. For the *RepCount* and *RepCount-pose* (also for the *UCFRep* and *UCFRep-pose*), their test sets are of the same, and apart from the difference in annotations, their training sets are also the same, as our pose-level method requires pose saliency annotation, while all other video-level methods require traditional boundary annotation.

At last, our overall training combines these two losses:

$$\mathcal{L} = \mathcal{L}_{bce} + \alpha \mathcal{L}_{tri} \quad (10)$$

where α is the weight factor to control the two losses in the same numeric scale.

4.7. Implementation Details

Training. We use the *RepCount-pose* and *UCFRep-pose* dataset we created to train our model. Only the frames with salient poses are inputted into the network instead of the entire video to speed up the fitting.

Inference. During inference, the entire video sequence is inputted into the model. The poses of all frames pass through the Encoder and Pose Mapping, and then enter the Action-trigger Module to output the repetitive count.

5. Experiments and Results

We present experiments and results on *RepCount* and *UCFRep* benchmarks, which we upgrade to *RepCount-pose* and *UCFRep-pose* using our proposed Pose Saliency Annotation. This new design enables our proposed pose-level methods to provide a fair comparison with previous state-of-the-art methods. The main evaluation metrics used in previous work[11, 45, 14] are **Off-By-One (OBO) count error** and **Mean Absolute Error (MAE)**. OBO measures the error rate of repetition count over the entire dataset, while MAE represents the normalized absolute error between the ground truth and the prediction. They can be defined as:

$$\text{OBO} = \frac{1}{N} \sum_{i=1}^N [\tilde{c}_i - c_i \leq 1] \quad (11)$$

$$\text{MAE} = \frac{1}{N} \sum_{i=1}^N \frac{|\tilde{c}_i - c_i|}{\tilde{c}_i} \quad (12)$$

where \tilde{c} is the ground truth, c_i is our prediction, and N is the number of videos.

5.1. Experiment Setup

Our hardware setup includes an Intel Core i7 Xeon CPU, GeForce RTX 3090 Ti GPU, and 64 GB RAM. We use PyTorch to implement our method, which utilizes the lightweight BlazePose[2] for Pose Estimation. Our model has a simple fully-connected layer as Embedding, a six-layer Transformer Encoder, and a two-layer MLP network as Pose Mapping. This lightweight model trains quickly, with 15 epochs completed in 20 minutes on a GPU or one hour and a half on a CPU.

5.2. Evaluation and Comparison

Our approach for repetitive action counting, PoseRAC, outperforms existing methods in terms of both accuracy and speed. Table 3 shows that our method consistently outperforms previous methods on both datasets and under both evaluation metrics, with an OBO metric of 0.56 compared to the 0.29 of TransRAC under the *RepCount-pose*. Additionally, our lightweight input data and model make our method significantly faster than previous video-level methods. In the inference stage, our method has the fastest average processing time per frame, with nearly ten times the speed improvement over TransRAC, such superiority of our PoseRAC can be seen in Figure 3.

5.3. Ablation Studies

We conduct ablation studies on *RepCount-pose* to analyze three core ideas of PoseRAC.

Choice of Pose Estimation Network. The first part of PoseRAC is a Pose Estimation Network, and we compare two excellent algorithms: Vitpose[42] and BlazePose[2] in Table 4. Although Vitpose has more powerful learning ability, BlazePose estimates an additional depth information, resulting in better performance when applied to this task. Moreover, BlazePose is designed for mobile terminals, offering an advantage in speed. Therefore, we choose BlazePose as the Pose Estimation Network for our work.

Algorithms	MAE ↓	OBO ↑	Time (ms)
BlazePose[2]	0.236	0.560	20
Vitpose[42]	0.305	0.463	46

Table 4. Comparison of different pose estimation algorithms.

Loss	α	MAE ↓	OBO ↑
\mathbf{L}_{cls} only	-	0.317	0.486
$\mathbf{L}_{cls} + \alpha \mathbf{L}_{tri}$	0.01	0.236	0.560
	0.05	0.289	0.501
	0.1	0.328	0.462

Table 5. The effect of Metric Learning.

Methods	MAE ↓	OBO ↑
ResNet-50[13]	0.556	0.181
ViT-32[10]	0.517	0.195
PoseRAC	0.236	0.560

Table 6. Comparison of common image classification methods and our pose-level method.

Effectiveness of Metric Learning. We use two losses to train our model. Table 5 compares the performance with and without Triplet Margin Loss using different values of α . Our model can be effectively trained with Binary Cross Entropy Loss only, but adding Metric Learning improves it, and the best value of α is found to be 0.01. Our Metric Learning improves the optimization, and Figure 6 shows that the Encoder trained with Metric Learning enhances the ability to distinguish salient poses of each class.

Image classification and our pose-level method. Our pose-level method outperforms those based on image classification. Simply replacing our Encoder and Pose Mapping with an image classification algorithm would result in a severe drop in performance, as shown in Table 6. While our method extracts the core information, i.e., the pose of each frame, image classification methods bring in irrelevant information, which is similar to the video-level methods.

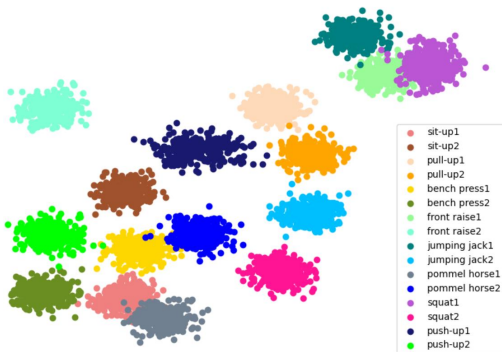


Figure 6. The distribution of embedding feature for each action in high-level space after training with Metric Learning.




Figure 7. Visualization of Pose Mapping. Under a given class, for each frame, the higher the score (the darker the red in figure), the more likely it is salient pose I, and the lower the score (the darker the blue), the more likely it is salient pose II. When the score is closer to the middle (the gray part in the figure), the pose of current frame is more likely to be an irrelevant pose. We can see that the prediction results of the model are very accurate, as when the salient posture I or II occurs in the video, the color is red or blue, respectively.

5.4. Qualitatively Evaluation

To verify the effectiveness of our method, we visually analyze the output of Pose Mapping. As shown in Figure 7, trained with Pose Saliency Annotation, PoseRAC has a strong ability to discriminate the salient poses of various action classes, that is, when these poses occur in the video, our model can accurately recognize them and determine the corresponding space. Specifically, the score of salient pose I is greater than 0.8 (red part in the figure), the score of salient pose II is less than 0.2 (blue part in the figure), and other irrelevant poses have an output close to 0.5 (gray part in the figure).

6. Conclusion

In conclusion, this paper presents a significant contribution to the field of repetitive action counting by introducing the novel approach, Pose Saliency Representation, which efficiently represents each action using only two salient poses. The proposed pose-level method, PoseRAC, based on this representation, achieves state-of-the-art performance on two new version datasets by utilizing Pose Saliency Annotation for training. Our lightweight model requires only 20 minutes for training on a GPU and infers nearly 10x faster compared to previous methods, making it highly efficient for practical use. Moreover, our approach significantly outperforms the previous state-of-the-art TransRAC, achieving an OBO metric of 0.56 compared to the 0.29 of TransRAC, demonstrating the effectiveness of our proposed method. The code and new version dataset are publicly available, enabling the research community to reproduce our results and conduct further experiments. Overall, our approach shows promising results and opens up new avenues for future research in the field of repetitive action counting.

References

- [1] A Branzan Albu, Robert Bergevin, and Sébastien Quirion. Generic temporal segmentation of cyclic human motion. *Pattern Recognition*, 41(1):6–21, 2008. [3](#)
- [2] Valentin Bazarevsky, Ivan Grishchenko, Karthik Raveendran, Tyler Zhu, Fan Zhang, and Matthias Grundmann. Blazepose: On-device real-time body pose tracking. *arXiv preprint arXiv:2006.10204*, 2020. [1](#), [2](#), [3](#), [5](#), [7](#), [8](#)
- [3] Alexia Briassouli and Narendra Ahuja. Extraction and analysis of multiple periodic motions in video sequences. *IEEE transactions on pattern analysis and machine intelligence*, 29(7):1244–1261, 2007. [3](#)
- [4] Joao Carreira and Andrew Zisserman. Quo vadis, action recognition? a new model and the kinetics dataset. In *proceedings of the IEEE Conference on Computer Vision and Pattern Recognition*, pages 6299–6308, 2017. [5](#)
- [5] Xuxin Cheng, Qianqian Dong, Fengpeng Yue, Tom Ko, Mingxuan Wang, and Yuexian Zou. M3st: Mix at three levels for speech translation. *arXiv preprint arXiv:2212.03657*, 2022. [2](#)
- [6] Xuxin Cheng, Zhihong Zhu, Hongxiang Li, Yaowei Li, and Yuexian Zou. Ssvmr: Saliency-based self-training for video-music retrieval. *arXiv preprint arXiv:2302.09328*, 2023. [2](#)
- [7] Dmitry Chetverikov and Sándor Fazekas. On motion periodicity of dynamic textures. In *BMVC*, volume 1, pages 167–176. Citeseer, 2006. [3](#)
- [8] Ross Cutler and Larry S. Davis. Robust real-time periodic motion detection, analysis, and applications. *IEEE Transactions on Pattern Analysis and Machine Intelligence*, 22(8):781–796, 2000. [3](#)
- [9] James Davis, Aaron Bobick, and Whitman Richards. Categorical representation and recognition of oscillatory motion patterns. In *Proceedings IEEE Conference on Computer Vision and Pattern Recognition. CVPR 2000 (Cat. No. PR00662)*, volume 1, pages 628–635. IEEE, 2000. [3](#)
- [10] Alexey Dosovitskiy, Lucas Beyer, Alexander Kolesnikov, Dirk Weissenborn, Xiaohua Zhai, Thomas Unterthiner, Mostafa Dehghani, Matthias Minderer, Georg Heigold, Sylvain Gelly, et al. An image is worth 16x16 words: Transformers for image recognition at scale. *arXiv preprint arXiv:2010.11929*, 2020. [8](#)
- [11] Debidatta Dwibedi, Yusuf Aytar, Jonathan Tompson, Pierre Sermanet, and Andrew Zisserman. Counting out time: Class agnostic video repetition counting in the wild. In *Proceedings of the IEEE/CVF conference on computer vision and pattern recognition*, pages 10387–10396, 2020. [1](#), [3](#), [7](#)
- [12] Christoph Feichtenhofer. X3d: Expanding architectures for efficient video recognition. In *Proceedings of the IEEE/CVF conference on computer vision and pattern recognition*, pages 203–213, 2020. [7](#)
- [13] Kaiming He, Xiangyu Zhang, Shaoqing Ren, and Jian Sun. Deep residual learning for image recognition. In *Proceedings of the IEEE conference on computer vision and pattern recognition*, pages 770–778, 2016. [8](#)
- [14] Huazhang Hu, Sixun Dong, Yiqun Zhao, Dongze Lian, Zhengxin Li, and Shenghua Gao. Transrac: Encoding multi-scale temporal correlation with transformers for repetitive action counting. In *Proceedings of the IEEE/CVF Conference on Computer Vision and Pattern Recognition*, pages 19013–19022, 2022. [1](#), [2](#), [3](#), [7](#)
- [15] Shiyao Huang, Xianghua Ying, Jiangpeng Rong, Zeyu Shang, and Hongbin Zha. Camera calibration from periodic motion of a pedestrian. In *Proceedings of the IEEE conference on computer vision and pattern recognition*, pages 3025–3033, 2016. [1](#)
- [16] Yifei Huang, Yusuke Sugano, and Yoichi Sato. Improving action segmentation via graph-based temporal reasoning. In *Proceedings of the IEEE/CVF conference on computer vision and pattern recognition*, pages 14024–14034, 2020. [7](#)
- [17] Wei Ji, Ge Yan, Jingjing Li, Yongri Piao, Shunyu Yao, Miao Zhang, Li Cheng, and Huchuan Lu. Dmra: Depth-induced multi-scale recurrent attention network for rgb-d saliency detection. *IEEE Transactions on Image Processing*, 31:2321–2336, 2022. [2](#)
- [18] Ivan Laptev, Serge J Belongie, Patrick Pérez, and Josh Wills. Periodic motion detection and segmentation via approximate sequence alignment. In *Tenth IEEE International Conference on Computer Vision (ICCV'05) Volume 1*, volume 1, pages 816–823. IEEE, 2005. [3](#)
- [19] Ofir Levy and Lior Wolf. Live repetition counting. In *Proceedings of the IEEE international conference on computer vision*, pages 3020–3028, 2015. [1](#), [3](#)
- [20] Hongxiang Li, Meng Cao, Xuxin Cheng, Zhihong Zhu, Yaowei Li, and Yuexian Zou. Generating templated caption for video grounding. *arXiv preprint arXiv:2301.05997*, 2023. [2](#)
- [21] Xiu Li, Hongdong Li, Hanbyul Joo, Yebin Liu, and Yaser Sheikh. Structure from recurrent motion: From rigidity to recurrency. In *Proceedings of the IEEE conference on computer vision and pattern recognition*, pages 3032–3040, 2018. [1](#)
- [22] Yanghao Li, Hanzi Mao, Ross Girshick, and Kaiming He. Exploring plain vision transformer backbones for object detection. In *Computer Vision—ECCV 2022: 17th European Conference, Tel Aviv, Israel, October 23–27, 2022, Proceedings, Part IX*, pages 280–296. Springer, 2022. [3](#)
- [23] Yanjie Li, Shoukui Zhang, Zhicheng Wang, Sen Yang, Wankou Yang, Shu-Tao Xia, and Erjin Zhou. Tokenpose: Learning keypoint tokens for human pose estimation. In *Proceedings of the IEEE/CVF International conference on computer vision*, pages 11313–11322, 2021. [3](#)
- [24] Ze Liu, Jia Ning, Yue Cao, Yixuan Wei, Zheng Zhang, Stephen Lin, and Han Hu. Video swin transformer. In *Proceedings of the IEEE/CVF conference on computer vision and pattern recognition*, pages 3202–3211, 2022. [3](#), [5](#), [7](#)
- [25] Zhaoyang Liu, Limin Wang, Wayne Wu, Chen Qian, and Tong Lu. Tam: Temporal adaptive module for video recognition. In *Proceedings of the IEEE/CVF international conference on computer vision*, pages 13708–13718, 2021. [7](#)
- [26] ChunMei Lu and Nicola J Ferrier. Repetitive motion analysis: Segmentation and event classification. *IEEE transactions on pattern analysis and machine intelligence*, 26(2):258–263, 2004. [3](#)
- [27] Costas Panagiotakis, Giorgos Karvounas, and Antonis Argyros. Unsupervised detection of periodic segments in videos.

- In *2018 25th IEEE International Conference on Image Processing (ICIP)*, pages 923–927. IEEE, 2018. 3
- [28] Erik Pogalin, Arnold WM Smeulders, and Andrew HC Thean. Visual quasi-periodicity. In *2008 IEEE Conference on Computer Vision and Pattern Recognition*, pages 1–8. IEEE, 2008. 1, 3
- [29] Umer Rafi, Bastian Leibe, Juergen Gall, and Ilya Kostrikov. An efficient convolutional network for human pose estimation. In *BMVC*, volume 1, page 2, 2016. 3
- [30] Yang Ran, Isaac Weiss, Qinfen Zheng, and Larry S Davis. Pedestrian detection via periodic motion analysis. *International Journal of Computer Vision*, 71:143–160, 2007. 1
- [31] Evan Ribnick and Nikolaos Papanikolopoulos. 3d reconstruction of periodic motion from a single view. *International Journal of Computer Vision*, 90:28–44, 2010. 1
- [32] Tom FH Runia, Cees GM Snoek, and Arnold WM Smeulders. Real-world repetition estimation by div, grad and curl. In *Proceedings of the IEEE conference on computer vision and pattern recognition*, pages 9009–9017, 2018. 3
- [33] Tom FH Runia, Cees GM Snoek, and Arnold WM Smeulders. Repetition estimation. *International Journal of Computer Vision*, 127(9):1361–1383, 2019. 3
- [34] Ke Sun, Bin Xiao, Dong Liu, and Jingdong Wang. Deep high-resolution representation learning for human pose estimation. In *Proceedings of the IEEE/CVF conference on computer vision and pattern recognition*, pages 5693–5703, 2019. 3
- [35] Ashwin Thangali and Stan Sclaroff. Periodic motion detection and estimation via space-time sampling. In *2005 Seventh IEEE Workshops on Applications of Computer Vision (WACV/MOTION'05)-Volume 1*, volume 2, pages 176–182. IEEE, 2005. 3
- [36] Xin Tian, Ke Xu, Xin Yang, Lin Du, Baocai Yin, and Rynson WH Lau. Bi-directional object-context prioritization learning for saliency ranking. In *Proceedings of the IEEE/CVF Conference on Computer Vision and Pattern Recognition*, pages 5882–5891, 2022. 2
- [37] Christopher J Tralie and Jose A Perea. (quasi) periodicity quantification in video data, using topology. *SIAM Journal on Imaging Sciences*, 11(2):1049–1077, 2018. 3
- [38] Ping-Sing Tsai, Mubarak Shah, Katharine Keiter, and Takis Kasparis. Cyclic motion detection for motion based recognition. *Pattern recognition*, 27(12):1591–1603, 1994. 3
- [39] Limin Wang, Yuanjun Xiong, Zhe Wang, Yu Qiao, Dahua Lin, Xiaoou Tang, and Luc Van Gool. Temporal segment networks: Towards good practices for deep action recognition. In *European conference on computer vision*, pages 20–36. Springer, 2016. 5
- [40] Shih-En Wei, Varun Ramakrishna, Takeo Kanade, and Yaser Sheikh. Convolutional pose machines. In *Proceedings of the IEEE conference on Computer Vision and Pattern Recognition*, pages 4724–4732, 2016. 3
- [41] Bin Xiao, Haiping Wu, and Yichen Wei. Simple baselines for human pose estimation and tracking. In *Proceedings of the European conference on computer vision (ECCV)*, pages 466–481, 2018. 3
- [42] Yufei Xu, Jing Zhang, Qiming Zhang, and Dacheng Tao. Vitpose: Simple vision transformer baselines for human pose estimation. *arXiv preprint arXiv:2204.12484*, 2022. 1, 3, 5, 7, 8
- [43] Sen Yang, Zhibin Quan, Mu Nie, and Wankou Yang. Transpose: Keypoint localization via transformer. In *Proceedings of the IEEE/CVF International Conference on Computer Vision*, pages 11802–11812, 2021. 3
- [44] Hongyi Zhang, Moustapha Cisse, Yann N. Dauphin, and David Lopez-Paz. mixup: Beyond empirical risk minimization. In *International Conference on Learning Representations*, 2018. 2
- [45] Huaidong Zhang, Xuemiao Xu, Guoqiang Han, and Shengfeng He. Context-aware and scale-insensitive temporal repetition counting. In *Proceedings of the IEEE/CVF Conference on Computer Vision and Pattern Recognition*, pages 670–678, 2020. 1, 3, 7
- [46] Yunhua Zhang, Ling Shao, and Cees GM Snoek. Repetitive activity counting by sight and sound. In *Proceedings of the IEEE/CVF Conference on Computer Vision and Pattern Recognition*, pages 14070–14079, 2021. 3
- [47] Zhihong Zhu, Weiyuan Xu, Xuxin Cheng, Tengtao Song, and Yuexian Zou. A dynamic graph interactive framework with label-semantic injection for spoken language understanding. *arXiv preprint arXiv:2211.04023*, 2022. 2