

Emergence of Economic and Social Disparities by Gift Interactions

Kenji Itao*

*Department of Basic Science, Graduate School of Arts and Sciences,
University of Tokyo, Komaba 3-8-1, Meguro-ku, Tokyo 153-8902, Japan. and
Department of Human Behavior, Ecology, and Culture,
Max-Planck-Institute for Evolutionary Anthropology, Leipzig, Germany.*

Kunihiko Kaneko†

*Research Center for Complex Systems Biology, University of Tokyo. and
The Niels Bohr Institute, University of Copenhagen,
Blegdamsvej 17, Copenhagen, 2100-DK, Denmark.
(Dated: March 16, 2023)*

Several tiers of social organizations with varying economic and social disparities have been observed, such as bands, tribes, chiefdoms, and kingdoms. Noting that anthropologists emphasize gifts as drivers of social change, we introduce a simple model for gift interactions. Numerical results and the corresponding mean-field theory demonstrate the transition of the above four socioeconomic phases, characterized by wealth and reputation distribution following exponential or power-law. A novel mechanism for social evolution is provided, expanding the scope of econo- and socio-physics.

Social scientists have observed that as population or territory size increases, societies become hierarchically organized and people's roles are differentiated [1, 2]. They categorized social organizations into several classes, such as bands, tribes, chiefdoms, kingdoms, and states [1, 3]. Classes are characterized by different modes of ties (kinship, ideology, or labor division), production systems, and the degree of economic or social stratification. However, it is necessary to quantitatively characterize each of the classes and explain the transitions between them [3]. To this end, a statistical physics approach based on a simple model is useful, which will also explain the universality of these classes across the world. Accordingly, we introduce a model based on anthropologists' emphasis on gifts as drivers of social change [4–6]. We then characterize the above socioeconomic phases by the distributions of wealth and reputation and explore the transition in their shapes between exponential and power law.

In many regions of the world, gifts bring goods to the recipient and honor to the donor. Mauss identified three obligations associated with gifts: to give, to receive, and to reciprocate (often with amplification). Reciprocation unites people; however, those who fail to reciprocate lose their reputations and become subordinate to the donors [4]. Ornaments or livestock are exchanged in this way at various rituals [7, 8]. Anthropologists discuss the gift as a means of expanding alliances and gaining social status by imposing obligations on others [4, 5, 9, 10]. Previously, we numerically illustrated the evolution of various network structures and socioeconomic disparities depending on the frequency and scale of gifts, which was consistent with ethnographic data [11]. However, the model considered both gift and kinship, which was too complicated to quantitatively analyze the transitions in disparities.

The degree of economic and social disparity varies across societies [1, 12–14]. Both exponential and power-

law distributions are observed in incomes and the degree of social networks [15–22]. Exponential distributions are observed when random interactions and reciprocal relationships are dominant [19–22]. Power-law distributions develop when “rich get richer” processes such as preferential attachment operate [16, 23]. In this study, the presence and absence of strong disparity were characterized by power-law and exponential distributions, respectively.

Here, we introduce a simple model for the formation of economic and social structures through gift transactions. We demonstrate the transition in the distribution shape of wealth and social reputation score between exponential and power law, leading to the characterization of four phases of society: the band, without economic or social disparities; the tribe, with economic but without social disparities; the chiefdom with both; and the kingdom, with economic disparity and weak social disparity except for the “monarch”. These conform to the anthropological typology [?]. We then numerically and theoretically scrutinize the conditions for the transition.

In the model, N individuals exist. In each step, they choose someone else to give their wealth, following the probability p_{ij} explained below; then, they earn $1/l$ of wealth and reciprocate for received gifts by amplifying $1 + r$ times. When recipients' wealth is insufficient for reciprocation, they will have “debt” (and donors acquire credit), which is repaid through subsequent production. Debtors cannot bestow gifts before completing repayment. We count the number of transfers of wealth from i to j either as gifts, reciprocations, or repayments, denoted by q_{ij} . The probability of i choosing j as a recipient is given by $p_{ij} = q_{ij} / \sum_k q_{ik}$, i.e., we introduce local preferential attachment. We term $\sum_k q_{ki} / l$, the number of i 's receipts, as i 's reputation score, indicating social status. Because wealth repeatedly moves from debtors to creditors, failure to reciprocate results in unequal re-

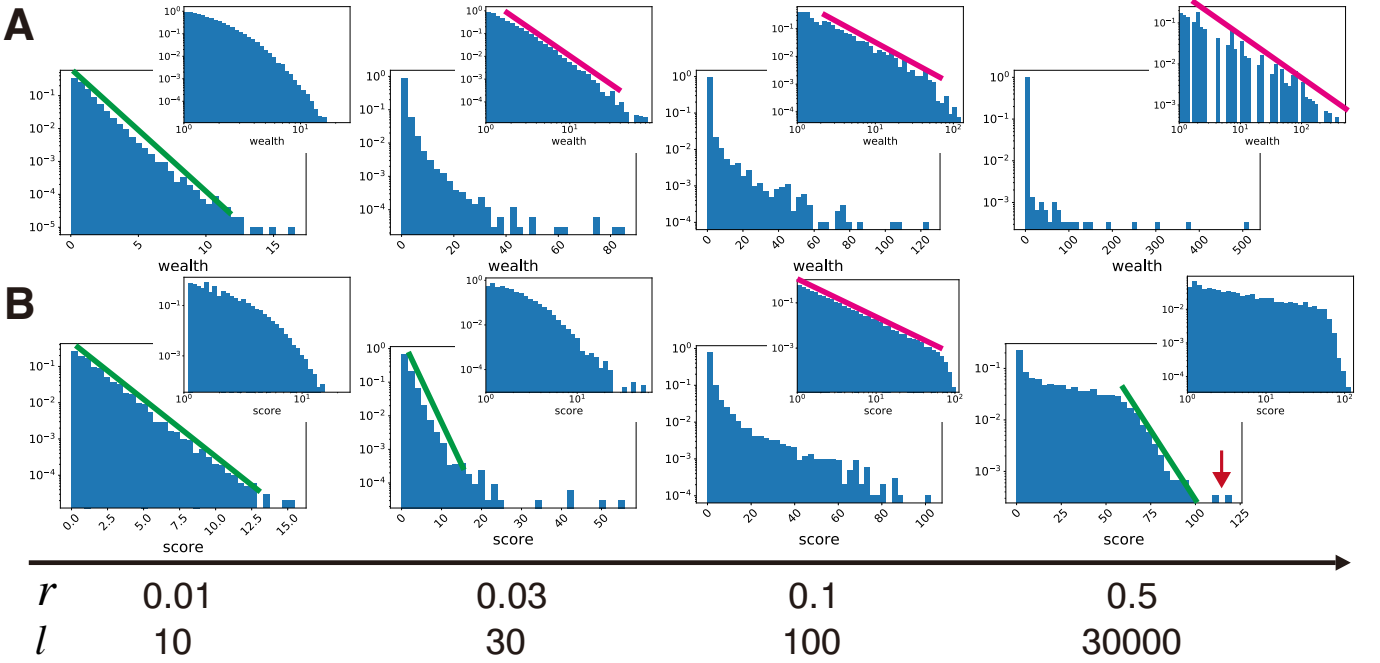


FIG. 1. Distributions of wealth (A) and score (B) for different interest rates r and frequency of gifts l . Graphs show the semi-log and log-log plots of the distributions. For each distribution, by fitting the top 30% via both exponential and power law, the one with the smaller error is plotted. The downward arrow in the bottom right graph represents the monarch.

lations and those who acquire more credit elevate their status. In each step, individuals die with a probability of $1/l$ and are replaced by new ones with $w_i = 1/l$ and $q_{i*} = q_{*i} = 1$. At the time of i 's death, debts and credits related to i disappear. The parameters involved are the interest rate for reciprocation r , expected number of gifts in lifetime l , and population size N , which is set at $N = 100$ unless otherwise mentioned.

Simulations were performed for 10^7 time steps, within which stationary distributions of wealth and reputation score were realized. Fig. 1 shows the distribution of wealth and score at the time of death in the last 9×10^6 steps. Distributions are fitted either by an exponential or power law. It shows that as the interest rate r and frequency of gifts l increase, the wealth distribution shifts from exponential to power law first, and then the score distribution follows. However, the score reverts to exponential distribution for extremely large r and l .

We performed the simulation 100 times for each condition. Fig. 2 presents the average statistical characteristics of the simulation results. We estimated the transition in wealth and score distributions using the coefficients of variation CV (SD/mean), which equal 1.0 for exponential and are greater for power-law distribution. Fitting gives the half-life of exponential distribution β and the power-law exponent α . Fig. 2 suggests that these depend only on rl , the growth rate of wealth per generation. It illustrates that as rl increases, wealth and score distributions shift successively to power-law distribution, and as

rl increases further, the score distribution reverts to exponential distribution with a longer half-life than that for small rl . Fig. 2(G) displays the phase diagram against r and l . The phases sequentially shift from “band” to “tribe” at $rl \simeq 0.25$, “chiefdom” at $rl \simeq 1.0$, and “kingdom” at $rl \simeq 500$. Here, phases are identified via CV values. However, Fig. S1 indicates that the diagram is relatively unchanged even when phases are identified via the relative error of exponential and power-law fittings.

The observed trend can be roughly explained as follows: Since gift transactions involve amplified reciprocation, economic disparity intensifies. As the economic disparity is sufficiently large, many individuals fail to reciprocate, and social disparity exacerbates. Hence, stronger disparities emerge for larger rl . When economic disparity is extreme, an opulent monarch appears. The others earn scores only before they become debtors to the monarch, resulting in weak social disparities for the majority.

Now, we analytically estimate the above socioeconomic change. When rl is small, the score distribution is exponential, and the preferential attachment for recipient choice is weak. Thus, in the economic change analysis, we assume that recipient choice follows uniform probability.

Wealth changes via production and reciprocation. Hence, the temporal development of wealth is given by

$$\dot{w}_i = 1/l + r(w_i - \sum_j w_j \eta_j) =: f(w); \quad (1)$$

$$= 1/l + r(w_i - \langle w \rangle) - r(\sum w \eta - \langle w \rangle), \quad (2)$$

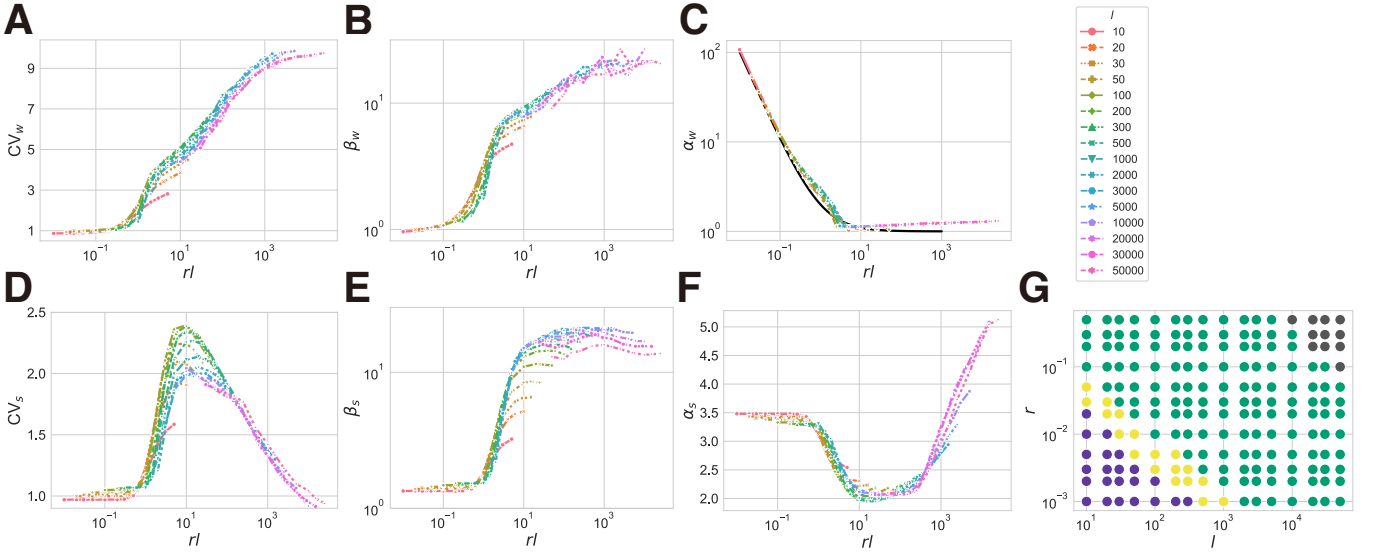


FIG. 2. Statistical characteristics of the simulation results. (A, D) Coefficients of variation CV for wealth and score distributions, which equal 1.0 for exponential distribution and are greater for power-law. (B, E) The half-life of wealth and score distributions obtained by exponential fitting $\exp(-x/\beta)$. (C, F) Power exponent of wealth and score distributions resulting from power-law fitting $x^{-\alpha}$. The black line delineates the theoretical estimates $\alpha_w = 1 + 1/rl$. (G) Phase diagram. The figure shows the parameter regions for $CV_w, CV_s < 1.1$ (purple), $CV_w \geq 1.1$ and $CV_s < 1.1$ (yellow), $CV_w, CV_s \geq 1.1$ (green), and $CV_w \geq 1.1$ and $CV_s < 1.1$ with $\beta_s > 10$ and the emergence of monarch (grey).

if reciprocation is performed appropriately. Here, η is a random variable equal to 1 with probability $1/N$ and 0 otherwise. When i receives too many gifts and cannot reciprocate, $f(w_i) < -w_i$. At that time, i will have a debt of $f(w_i) - w_i$, and w_i becomes 0, i.e., w is always nonnegative. Since $\langle \dot{w}_i \rangle = 1/l$ and the life expectancy is l , $\langle w \rangle = 1$. Eq.(2) clarifies the exponential growth of wealth owing to received interest and stochastic fluctuation occasioned by the random choice of recipient.

The term $\sum w\eta$, representing the amount of interest that i should pay for reciprocation, fluctuates randomly depending on the number and nature of individuals that endowed gifts to i . First, let us ignore this fluctuation. Then, by neglecting the last term in Eq. (2), the temporal development of wealth distribution is given by

$$\frac{\partial P}{\partial t} = -\frac{P}{l} - \frac{\partial}{\partial w} \left(\frac{1}{l} + rw - r\langle w \rangle \right) P. \quad (3)$$

Its steady-state condition satisfies

$$0 = -P - \frac{\partial P}{\partial w} - rl \frac{\partial}{\partial w} (w - \langle w \rangle) P. \quad (4)$$

This is solved as

$$P_1(w) = \frac{(1/rl - 1)^{1/rl} / rl}{(w - 1 + 1/rl)^{1 + \frac{1}{rl}}}, \quad (w \neq 1 - 1/rl) \quad (5)$$

by noting the normalization $\int P_1(x)dx = 1$. If $rl > 1$, $P_1(w)$ diverges at $w = 1 - 1/rl$. However, in reality, there is no divergence owing to the fluctuation in Eq.

(2), resulting in the diffusion term in Eq. (3). Additionally, individuals with $w < 1 - 1/rl \Leftrightarrow rw + 1/l < r\langle w \rangle$ lose their wealth by reciprocating and eventually accrue debts. Then, w remains at 0 until repayment is completed. Therefore, the wealth distribution for the rich follows $P_1(w)$, whereas that for the poor peaks at $w = 0$. The power exponent α_w equals $1 + 1/rl$, indicating a greater disparity for larger rl . Note that the condition for frequent incurrence of debts is given by $rl > 1$.

In contrast, when the growth term $r(w - \langle w \rangle)$ is negligible, the wealth change is dominated by random exchange—the last term in Eq. (2). Noting that random exchange of energy leads to Boltzmann distribution as discussed in econophysics literature [21, 22], the steady distribution follows $P_2(w) = \exp(-w)$ since $\langle w \rangle = 1$.

We now estimate the condition for the transition from the exponential distribution P_2 to the power law P_1 . The power law dominates when the second (growth) term surpasses the last (fluctuation) term in Eq. (2). Let us consider the wealth dynamics of rich individuals: When $w_i - \langle w \rangle$ is typically larger than $\sum w\eta - \langle w \rangle$, their wealth grows exponentially, and the power-law distribution P_1 is obtained. Therefore, the deviation of the richer must surpass the variance anticipated by Boltzmann distribution. The variance of the growth term $w - \langle w \rangle$ equals the variance of $P_1(w)$, i.e., $1/(1 - 2rl)$. In contrast, that of the fluctuation $\sum w\eta - \langle w \rangle$ equals the sum of the variance of $P_2(w)$ and that derived by sampling from the binomial distribution, i.e., $1 + (1 - 1/N)$. Hence, the power-law distribution develops if $1/(1 - 2rl) > 2 - 1/N$, i.e., if

$rl \gtrsim 0.25$. Note that the transition at $rl = 0.25$, power-law exponent $\alpha_w = 1 + 1/rl$ for $rl > 0.25$, and half-life $\beta_w = 1$ for $rl < 0.25$ are consistent with Fig. 2.

Next, we provide an overview of the analysis of the distribution of the reputation score $P(s)$ (see Supplementary text for details). Scores increase when individuals receive gifts, reciprocation, or repayment. One acquires credit when the interest rw_i exceeds the recipient's wealth w_j . Debtors repay $1/l$ of wealth, and creditors acquire $1/l$ of score in each step. Hence, creditors acquire $|rw_i - w_j|_+ (:= \max(0, rw_i - w_j))$ of score when the repayment is completed. However, because j may die before completing the repayment and j 's life expectancy is l , the expected increase in the score from the transaction is $\min(|rw_i - w_j|_+, 1)$. Therefore, the temporal development of the score is given by

$$\dot{s}_i = 1/l + \sum \eta/l + \min(|rw_i - w_j|_+, 1). \quad (6)$$

Recall that we have already demonstrated that economic disparity, denoted by α_w , evolves with rl , and that $rl > 1$ gives a basic condition for the frequent incurrence of debts. Hence, as rl increases, $|rw_i - w_j|_+$ increases, and the score distributions change.

When $rl < 1$, $\min(|rw_i - w_j|_+, 1) = 0$ and $\langle \dot{s}_i \rangle = 2/l$. Then, $P(s) = \exp(-s/2)/2$. When $rl > 1$, debts are incurred with a certain probability p . Then, $\min(|rw_i - w_j|_+, 1) = |rw_i - w_j|_+ \simeq \dot{w}_i$. Hence, $\dot{s} \rightarrow p\dot{w}$ if $\dot{w} \gg 1$, resulting in a power-law score distribution, since wealth distribution follows a power law at such rl values. When rl is sufficiently large, $\min(rw_i - w_j, 1) = 1$. Then, $\langle s \rangle = pt + 2t/l \simeq pt$, where t represents the time that passes before individuals receive a gift from the richest, following $P(t) = \exp(-t/N)/N$. Subsequently, the score distribution for the majority is $P(s) = \exp(-s/pN)/pN$. Numerical results for different N values show that $\max \beta_s \simeq 0.2N$ (see Fig. S2), indicating that $p \simeq 0.2$. This value is reasonable as preferential attachment limits the possibility of acquiring credit by giving gifts to previously untraded individuals. Note that credit is acquired only when the recipient is not indebted to the donor. To summarize, the score distribution shifts from an exponential distribution with a half-life $\beta_s = 2$ to a power law, then reverts to exponential distribution with $\beta_s = 0.2N$ as rl increases, consistent with Fig. 2.

In this study, we built a model of gift transactions and numerically demonstrated the development of several phases of social organizations that are quantitatively characterized by the shape of wealth and reputation score distributions, i.e., (i) the band phase, where both distributions are exponential; (ii) the tribe phase, where only wealth distribution obeys a power law; (iii) the chiefdom phase, where both are power-law; and (iv) the kingdom phase, where the score distribution is exponential with the monarch. We then analytically explained their transitions, whose boundaries are defined by rl , the product of the interest rate and frequency of gifts.

Exponential and power-law distributions have been observed in social systems [16, 17, 21, 22, 24, 25]. Generally, the power laws originate from the “rich get richer” process, whereas exponential distributions arise from random exchange or reciprocity [19, 24]. In this study, we demonstrated the transition of distribution shapes for wealth and reputation scores through gift transactions. Polanyi proposed reciprocity, centralized redistribution, and market exchange as basic modes of economic activity, and stressed that economic activities are inseparable from political and social interactions [26]. Such interrelationships have been dismissed in present mainstream econophysics focusing on market exchange [21, 22]. In our model, however, reciprocity works in the band and tribe phases because most gifts are reciprocated appropriately, whereas centralized redistribution emerges in the chiefdom and kingdom phases as a constant flow of repayment from the vast majority to rich individuals.

The dynamics of the final “kingdom phase” resemble the merge-and-create process, where N variables are set, and two randomly chosen values are replaced by their sum and 1 [27, 28]. The largest value then increases indefinitely with time, whereas the remaining variables exhibit a power-law distribution. As in our model, the richest exceptional outlier follows distinct dynamics, and is sometimes termed “dragon-king” [29, 30]. In our model, such an outlier suppresses the activities of others, as with “kings (monarchs)” in history [31].

Ethnographic reports suggest that the increase in tradable goods leads to large r and l [4, 7]. Social scientists have argued that increased population density and surplus production will accelerate the interaction of people, including gifts, and promote social stratification [1, 32, 33]. Empirical data analysis suggests that as the frequency and scale of gifts increase, economic disparity arises first, then social disparity follows [11]. Here, we demonstrated such social change driven by gift transactions and proposed the interest rate r and the frequency of gifts l as basic explanatory variables to be measured.

In conclusion, by proposing a simple model of gift transactions, we demonstrate the evolution of four phases of social organizations characterized by the degree of economic and social disparities. As the interest rate r and frequency of gifts l increase, wealth distribution shifts from exponential to power-law first, then score distribution follows. For extremely large r and l , the score distribution reverts to exponential accompanied by the emergence of an exceptional outlier. We analytically derive the phase boundaries governed by rl values. The current work explains the basic mechanism of social evolution and expands the scope of econo- and socio-physics.

The authors thank Tetsuhiro S. Hatakeyama, Koji Hukushima, and Kim Sneppen for a stimulating discussion. This research was supported by the Grant-in-Aid for Scientific Research (A) 431 (20H00123) from the Ministry of Education, Culture, Sports, Science, and Tech-

nology (MEXT) of Japan, JSPS KAKENHI Grant Number JP21J21565 (KI), and Novo Nordisk Fonden (KK).

* itao@complex.c.u-tokyo.ac.jp

† kaneko@complex.c.u-tokyo.ac.jp

- [1] E.R. Service. *Primitive Social Organization: An Evolutionary Perspective*. Random House studies in anthropology. Random House, 1962.
- [2] Peter Turchin, Thomas E Currie, Harvey Whitehouse, Pieter François, Kevin Feeney, Daniel Mullins, Daniel Hoyer, Christina Collins, Stephanie Grohmann, Patrick Savage, et al. Quantitative historical analysis uncovers a single dimension of complexity that structures global variation in human social organization. *Proceedings of the National Academy of Sciences*, 115(2):E144–E151, 2018.
- [3] Bong Won Kang. An examination of an intermediate sociopolitical evolutionary type between chiefdom and state. *Arctic anthropology*, 42(2):22–35, 2005.
- [4] Marcel Mauss. *Essai sur le don forme et raison de l'échange dans les sociétés archaïques*. L'Année sociologique, 1923.
- [5] Edmund Ronald Leach. *Social anthropology*. William Collins Sons & Co. Ltd, London, 1982.
- [6] Timothy Earle. The evolution of chiefdoms. *Current Anthropology*, 30(1):84–88, 1989.
- [7] Andrew Strathern. *The rope of Moka: Big-men and ceremonial exchange in Mount Hagen New Guinea*. CUP Archive, 1971.
- [8] Bronislaw Malinowski. *Argonauts of the western Pacific: An account of native enterprise and adventure in the archipelagoes of Melanesian New Guinea*. New York: Dutton, 1922.
- [9] Aafke Komter. Gifts and social relations: The mechanisms of reciprocity. *international Sociology*, 22(1):93–107, 2007.
- [10] Takumi Moriyama. *The Gift and the Sacra: Marcel Mauss's The Gift and Social Practices in Madagascar (in Japanese)*. University of Tokyo Press, 2021.
- [11] Kenji Itao and Kunihiro Kaneko. Transition of social organizations driven by gift relationship. *arXiv preprint arXiv:2205.11133*, 2022.
- [12] Eric Alden Smith, Kim Hill, Frank W Marlowe, David Nolin, Polly Wiessner, Michael Gurven, Samuel Bowles, Monique Borgerhoff Mulder, Tom Hertz, and Adrian Bell. Wealth transmission and inequality among hunter-gatherers. *Current Anthropology*, 51(1):19–34, 2010.
- [13] Monique Borgerhoff Mulder, Ila Fazzio, William Irons, Richard L McElreath, Samuel Bowles, Adrian Bell, and L Hazzah. Pastoralism and wealth inequality. *Current Anthropology*, 51(1):35–48, 2010.
- [14] Eric Alden Smith, Monique Borgerhoff Mulder, Samuel Bowles, Michael Gurven, Tom Hertz, and Mary K Shenk. Production systems, inheritance, and inequality in pre-modern societies: conclusions. *Current anthropology*, 51(1):85–94, 2010.
- [15] Adrian Drăgulescu and Victor M Yakovenko. Exponential and power-law probability distributions of wealth and income in the united kingdom and the united states. *Physica A: Statistical Mechanics and its Applications*, 299(1-2):213–221, 2001.
- [16] Albert-László Barabási and Réka Albert. Emergence of scaling in random networks. *science*, 286(5439):509–512, 1999.
- [17] Mark EJ Newman and Juyong Park. Why social networks are different from other types of networks. *Physical review E*, 68(3):036122, 2003.
- [18] Marko Jusup, Petter Holme, Kiyoshi Kanazawa, Misako Takayasu, Ivan Romić, Zhen Wang, Sunčana Geček, Tomislav Lipić, Boris Podobnik, Lin Wang, et al. Social physics. *Physics Reports*, 948:1–148, 2022.
- [19] Michael Schneck. Reciprocity and the emergence of power laws in social networks. *International Journal of Modern Physics C*, 17(07):1067–1076, 2006.
- [20] Michael Schneck. Reciprocity on demand. *Human Nature*, 26(3):313–330, 2015.
- [21] Victor M Yakovenko. Econophysics, statistical mechanics approach to. In *Complex Systems in Finance and Econometrics*, pages 247–273. Springer, 2009.
- [22] Bikas K Chakrabarti, Anirban Chakraborti, Satya R Chakravarty, and Arnab Chatterjee. *Econophysics of income and wealth distributions*. Cambridge University Press, 2013.
- [23] Herbert A Simon. On a class of skew distribution functions. *Biometrika*, 42(3/4):425–440, 1955.
- [24] Adrian Cho. Physicists say it's simple. *Science*, 344(6186):828–828, 2014.
- [25] Yong Tao, Xiangjun Wu, Tao Zhou, WeiBo Yan, Yanyuxiang Huang, Han Yu, Benedict Mondal, and Victor M Yakovenko. Exponential structure of income inequality: evidence from 67 countries. *Journal of Economic Interaction and Coordination*, 14(2):345–376, 2019.
- [26] Karl Polanyi. The economy as instituted process. In *The sociology of economic life*, pages 3–21. Boulder, CO: Westview Press, 1957.
- [27] Hideki Takayasu. Steady-state distribution of generalized aggregation system with injection. *Physical review letters*, 63(23):2563, 1989.
- [28] Petter Minnhagen, Martin Rosvall, Kim Sneppen, and Ala Trusina. Self-organization of structures and networks from merging and small-scale fluctuations. *Physica A: Statistical Mechanics and its Applications*, 340(4):725–732, 2004.
- [29] Jean Laherrere and Didier Sornette. Stretched exponential distributions in nature and economy: “fat tails” with characteristic scales. *The European Physical Journal B-Condensed Matter and Complex Systems*, 2(4):525–539, 1998.
- [30] Didier Sornette and Guy Ouillon. Dragon-kings: mechanisms, statistical methods and empirical evidence. *The European Physical Journal Special Topics*, 205(1):1–26, 2012.
- [31] James A Robinson and Daron Acemoglu. *Why nations fail: The origins of power, prosperity and poverty*. Profile London, 2012.
- [32] Georges Bataille. *La part maudite: essai d'économie générale*, volume 2. Éditions de minuit, 1949.
- [33] Christopher R von Rueden, Daniel Redhead, Rick O’Gorman, Hillard Kaplan, and Michael Gurven. The dynamics of men’s cooperation and social status in a small-scale society. *Proceedings of the Royal Society B*, 286(1908):20191367, 2019.

Supplementary Information for: Emergence of Economic and Social Disparities by Gift Interactions

Kenji Itao and Kunihiko Kaneko

March 16, 2023

Analytical estimation of social change

Here, we analyze how the distribution of the reputation score $P(s)$ shifts between exponential and power law with the change in rl . Scores increase upon receipt of gifts, reciprocation, or repayment of debts. One acquires credit when the interest rw_i exceeds the recipient's wealth w_j . Debtors repay $1/l$ of wealth while creditors acquire $1/l$ of score in each step. Hence, creditors acquire $|rw_i - w_j|_+ (= \max(0, rw_i - w_j))$ of score when the repayment is completed. However, because j may die before completing the repayment and j 's life expectancy is l , the expected increase in the score from the transaction is given by $\min(|rw_i - w_j|_+, 1)$. Therefore, the time development of the score is given by

$$\dot{s}_i = 1/l + \sum \eta/l + \min(|rw_i - w_j|_+, 1). \quad (1)$$

Recall that economic disparity, characterized by α_w , evolves with rl , and that $rl > 1$ provides a basic condition for the frequent incurrence of debts. Hence, as rl increases, $|rw_i - w_j|_+$ increases, and the score distributions change.

When $rl < 1$, most gifts are reciprocated immediately. In other words, $rw_i - w_j$ is generally negative and the third term in eq. (1) is negligible. Then, $\langle s \rangle = 2/l$ and $\dot{s}_i = 2/l$. Accordingly, $s_i = 2t/l$, where t is i 's age. Since the age distribution is $P(t) = \exp(-t/l)/l$, the score distribution is $P(s) = \exp(-s/2)/2$.

When $rl > 1$, some gifts are not reciprocated. Hence, $\min(|rw_i - w_j|_+, 1) = rw_i - w_j$ as long as the debt is repayable before death. Note that individuals acquire credit only if they give to those who have insufficient wealth. By denoting its probability as p and averaging the stochastic term, we obtain the following estimate:

$$\langle \dot{s}_i \rangle = 2/l + p|rw_i - \langle w \rangle|_+, \quad (2)$$

$$= 2/l + p|\dot{w}_i - 1 + r - 1/l|_+. \quad (3)$$

Hence, $\dot{s} \rightarrow p\dot{w}$ if $\dot{w} \gg 1$. For $rl > 1$, since wealth distribution follows a power law, score distribution also follows a power law. However, $\dot{s} \rightarrow 2/l$ for small $\dot{w} (< 2/l)$. Therefore, the score distribution has more middle classes than the wealth distribution, resulting in $\alpha_s > \alpha_w$ (see Figs. 1 and 2). The transition of the score distribution from exponential to power law at $rl \simeq 1$ is consistent with the simulation results in Fig. 2. Hence, the score distribution is exponential at $rl \simeq 0.25$, which validates the ignorance of connection bias in the analysis of economic change, down to such rl values.

When rl is sufficiently large, debtors often die before completing repayment. Hence, the expected increment of score from credit is generally $\min(rw_i - w_j, 1) = 1$, and thus $\langle \dot{s}_i \rangle = 2/l + p$, leading to

$$s_i = pt + 2t/l \simeq pt. \quad (4)$$

Hence, the score distribution reverts to exponential if the distribution of t is exponential. Here, t indicates the number of gifts that one makes, which is generally different from the age, in contrast to the case with $rl < 1$. If individuals receive gifts from the rich, they will need many time steps for repayment and will no longer earn scores. Note that once individuals are debtors, their social connections to the rich are strengthened by local preferential attachment. Since rich people can reciprocate gifts, they will no longer earn a score, even after finishing repayment. Hence, t generally equals the time that passes before an individual receives a gift from the richest individual. As the rich choose recipients randomly from N individuals, the distribution of t is determined by $P(t) = \exp(-t/N)/N$. Subsequently, the score distribution, except for the richest, is $P(s) = \exp(-s/pN)/pN$. On the other hand, the expected value

of t for the richest individual is the lifetime l . Hence, the score distribution will be exponential, with a half-life proportional to N for most individuals and l for the richest. Note that the gifts from the moderately rich may be repayable, and the score distribution for the middle class still follows the power law since $\min(|rw_i - w_j|_+, 1) = rw_i - w_j$. Additionally, the richest individual (monarch) cannot find debtors if all the others are already his/her debtors. Therefore, the largest score is bounded by $\mathcal{O}(N)$. Numerical results for different values of N (Fig. S2) show that $\max \beta_s \simeq 0.2N$, indicating that $p \simeq 0.2$.

Supplementary figures

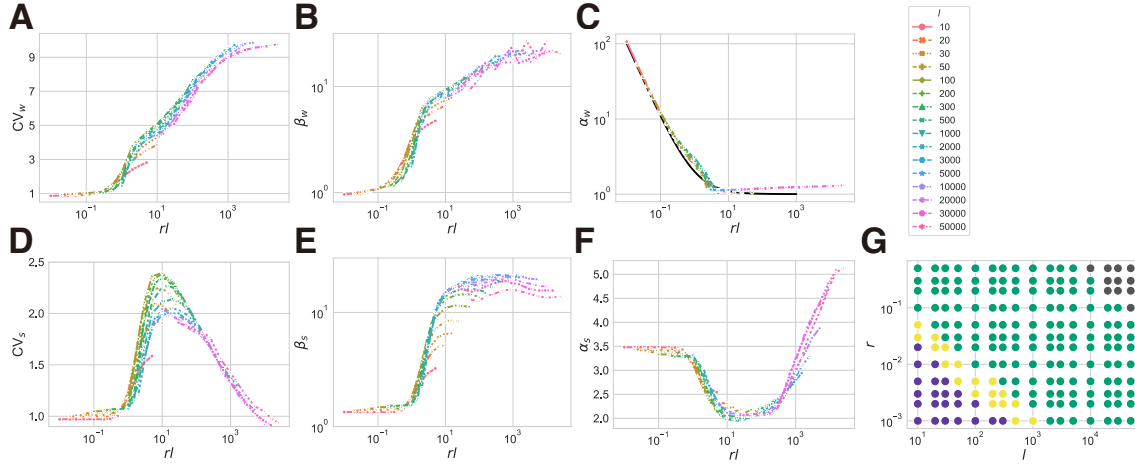


Figure S1: Statistical characteristics of the simulation results. (A) Relative error of power-law and exponential fitting for wealth RE_w . The logarithm of the relative error is obtained by fitting the top 30% with exponential and power-law distributions. The positive value indicates that power-law fitting is more appropriate than exponential fitting. (B) Relative error of power-law and exponential fitting for reputation score RE_s . (C) Phase diagram. The figure shows the parameter regions for $RE_w, RE_s < 0$ (purple); $RE_w \geq 0$ and $RE_s < 0$ (yellow); $RE_w, RE_s \geq 0$ (green); $RE_w \geq 0$ and $RE_s < 0$ with the monarch (grey), which gives almost the same diagram as in Fig. 2.

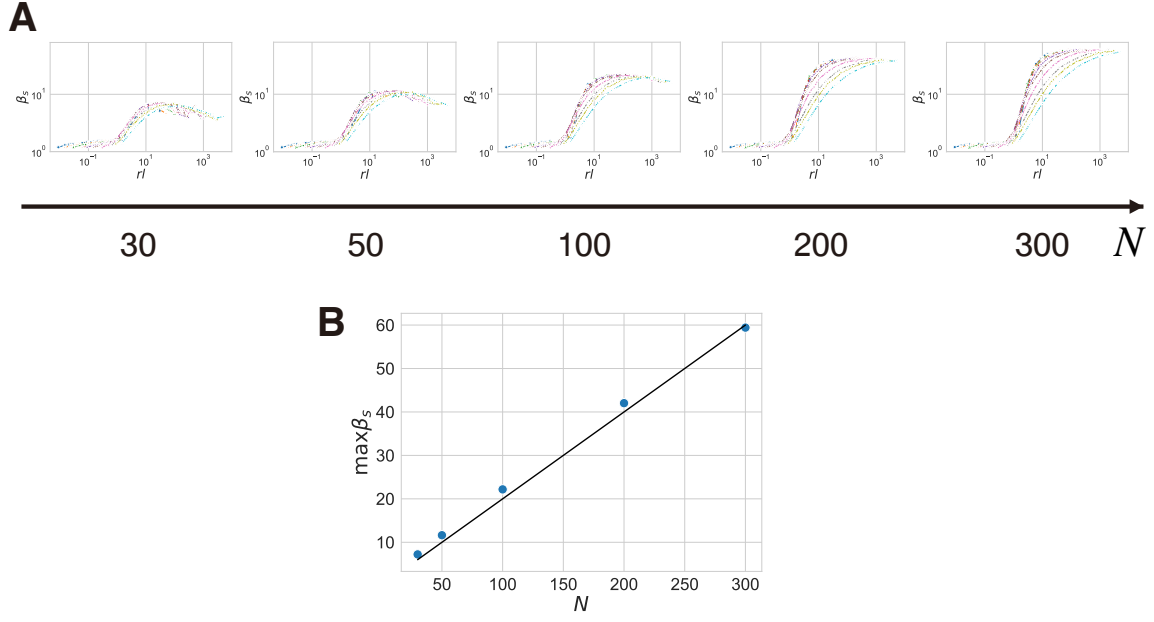


Figure S2: Dependence of half-life of score distribution β_s on population size N . (A) Dependence of β_s on rl for different population size N . (B) The relationship between $\max \beta_s$ and N . The black solid line is the regression line $\max \beta_s = 0.2N$.