

# Moderate Adaptive Linear Units (MoLU)

Hankyul Koh\* and Joon-Hyuk Ko†  
Seoul National University Seoul National University

Wonho Jhe‡  
Seoul National University  
(Dated: September 5, 2024)

We propose a new high-performance activation function, *Moderate Adaptive Linear Units (MoLU)*, for the deep neural network. The MoLU, defined as :  $f(x) = x \times \tanh(\alpha \times \exp(\beta \times x))$ , is a simple, beautiful and powerful activation function that can be a good main activation function among hundreds of activation functions. Because the MoLU is made up of the elementary functions, not only it is a  $C^\infty$ -diffeomorphism (i.e. analytic over whole domains), but also it reduces the training time.

## I. INTRODUCTION

In NeuralODEs (Neural Ordinary Differential Equations), people used to use the ELU(Exponential Linear Units) [1] or the Tanh function for the activation functions, because of its differentiability over the whole domain. Prediction performance of NeuralODEs was not good for longer time-series data even short time-series datasets. People attributed this low performances to just the intrinsic property of NeuralODEs. Furthermore, NeuralODEs had a severe problem that it tooks very long time duration for learning. Our homotopy method did well not only be shorten the learning time duration, but also increase the accuracy of NeuralODEs. Although we have already achieved our work very successfully, we desired more both improving the accuracy and reducing the learning time duration. Now, our interest is directed to the detail part, not the whole system, the activation function.

GeLU(Gaussian error linear units) [2] was used to NeuralODEs in [3]. We used the GeLU in [4] also, because it showed better performance than the Tanh. However, we found that our activation function shows both higher performances and improved accuracies.

ReLU (Rectified Linear Units) is mainly used in the fields of vision classification. In classification, ordinarily more layers is better in deep learning. On datasets such as MNIST, even simple CNNs with three layers can achieve high classification performance. However, for more challenging datasets such as CIFAR10, shallow networks have limitations. As is well known, ResNet won the 2015 ILSVRC competition with 152 layers. However, in [5],

ResNet with more than 1000 layers deeper than 152 layers show the lower performance, which means that the higher number of layers is not necessarily better. We will show that our activation function is better than the ReLU for the classification problem also.

## II. MOLU FORMULATION

### A. MoLU

The MoLU is a simple, beautiful and powerful activation function that consists of a combination of hyperbolic tangent and exponential functions. The slope of the MoLU in the negative integer region make it possible to escape from the local minima. On the other hand, in the positive integer region, the slope of the MoLU is almost always unity, so that it allows us to find the global minimum of a loss function in a stable manner like ReLU. The MoLU is defined as below in Eq. (1).

$$MoLU = x \times \tanh(\alpha \times \exp(\beta \times x)) \quad (1)$$

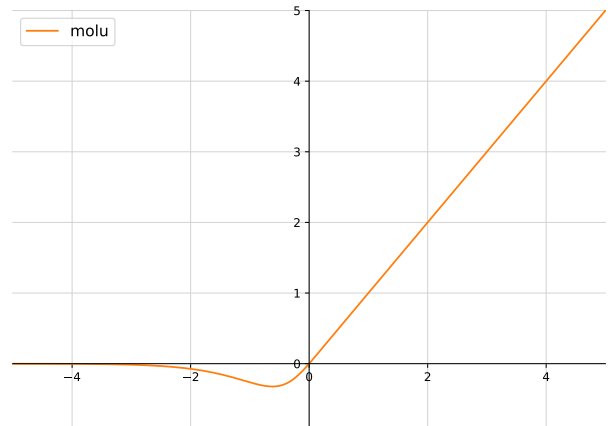


FIG. 1. MoLU (Moderate Adaptive Linear Units).

\* Physics, College of Natural Sciences Dept. of Physics & Astronomy, Seoul National University, South Korea  
; physics113@snu.ac.kr

† Physics, College of Natural Sciences Dept. of Physics & Astronomy, Seoul National University, South Korea  
; jhko725@snu.ac.kr

‡ Physics, College of Natural Sciences Dept. of Physics & Astronomy, Seoul National University, South Korea  
; whjhe@snu.ac.kr

TABLE I. Comparison with output values. MoLU is almost linear in the positive integer region so that MoLU do not cause any loss of information.

Comparison with outputs of some activation functions					
Input	GeLU	Swish	Mish	ELU( $\alpha = 1$ )	MoLU( $\alpha = 2, \beta = 2$ )
-7	-2.33146835e-15	-6.37735836e-03	-6.38026341e-03	-9.99088118e-01	-1.16414021e-05
-6	-8.43964898e-11	-1.48357389e-02	-1.48540805e-02	-9.97521248e-01	-7.37305482e-05
-5	-2.29179620e-07	-3.34642546e-02	-3.35762377e-02	-9.93262053e-01	-4.53999296e-04
-4	-7.02459482e-05	-7.19448398e-02	-7.25917408e-02	-9.81684361e-01	-2.68370062e-03
-3	-3.63739208e-03	-1.42277620e-01	-1.45647461e-0	-9.50212932e-01	-1.48723912e-02
-2	-4.54023059e-02	-2.38405844e-01	-2.52501483e-01	-8.64664717e-01	-7.32298040e-02
-1	-1.58808009e-01	-2.68941421e-01	-3.03401461e-01	-6.32120559e-01	-2.64248689e-01
0	0.00000000e+00	0.00000000e+00	0.00000000e+00	0.00000000e+00	0.00000000e+00
1	8.41191991e-01	7.31058579e-01	8.65098388e-01	1.00000000	1.00000000
2	1.95459769	1.76159416	1.94395896	2.00000000	2.00000000
3	2.99636261	2.85772238	2.98653500	3.00000000	3.00000000
4	3.99992975	3.92805516	3.99741281	4.00000000	4.00000000
5	4.99999977	4.96653575	4.99955208	5.00000000	5.00000000
6	6.00000000	5.98516426	5.99992663	6.00000000	6.00000000
7	7.00000000	6.99362264	6.99998838	7.00000000	7.00000000
8	8.00000000	7.99731720	7.99999820	8.00000000	8.00000000

### B. Motivation

We realized that our activation function is not only showing a good performance for the accuracy but also converging to zero rapidly when updating a loss function during a test on some mathematical model and neural networks. We formulated our activation function in the following order. First, we used the hyperbolic tangent function as a basic framework, and then multiplied by the identity function to show the behavior of the identity function in the positive integer region. Lastly, we composited the exponential function to the hyperbolic tangent function to make it converge to zero asymptotically in the negative integer region. When we expanded the Mish[6] using a Taylor series, surprisingly, we happened to know that our activation function is related to the Mish.

$$\begin{aligned}
 \text{Mish} &= x \times \tanh(\log(1 + e^x)), \quad e^x \leq 1 \\
 &= x \times \tanh\left(e^x - \frac{1}{2}e^{2x} + \frac{1}{3}e^{3x} - \dots\right) \\
 &\approx x \times \tanh(e^x), \quad x \ll 1 \\
 &= \text{MoLU}(\alpha = 1, \beta = 1)
 \end{aligned} \tag{2}$$

As you can see Mish has a constraint since it has a logarithm function, but MoLU does not. However, this wonderful coincidence inspired us why our activation function works well at a faster rate.

### C. Comparison with other activation functions

Table I show that the obvious boundary between the linear part in the positive integer region and the non-linear part in the negative integer region than some other

activation functions. Our activation function acts like the identity function, such as ReLU or ELU, in the positive integer region so that it does not lose any information, and its non-linearity in the negative integer region give it an ability to escape from the local minima.

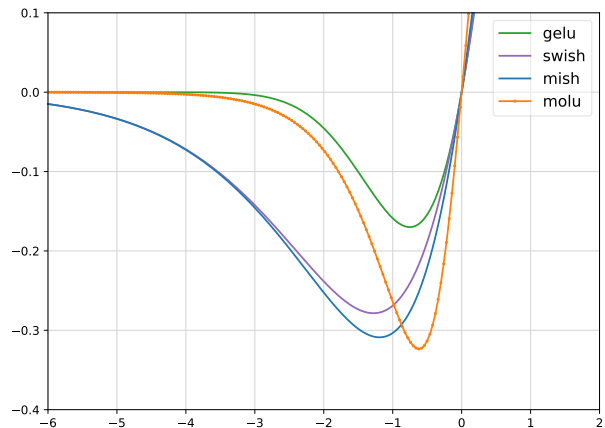


FIG. 2. Activation functions.

### III. EXPERIMENT

The robust property of MoLU is to approach rapidly to the value of minimum of a loss function without losing stability. This is a truly useful characteristic when training long time-series data by using NeuralODEs (Neural Ordinary Differential Equations). To prove the performance of MoLU, we conducted experiment on NeuralODEs, MNIST, and CIFAR10. In NeuralODEs, the differentiable activation functions are mainly used, so we compared MoLU with GeLU, Mish, SiLU, ELU, Tanh, and in case of the classification, compared it with ReLU, Leaky ReLU and Tanh. We used  $\alpha = 2, \beta = 2$ .

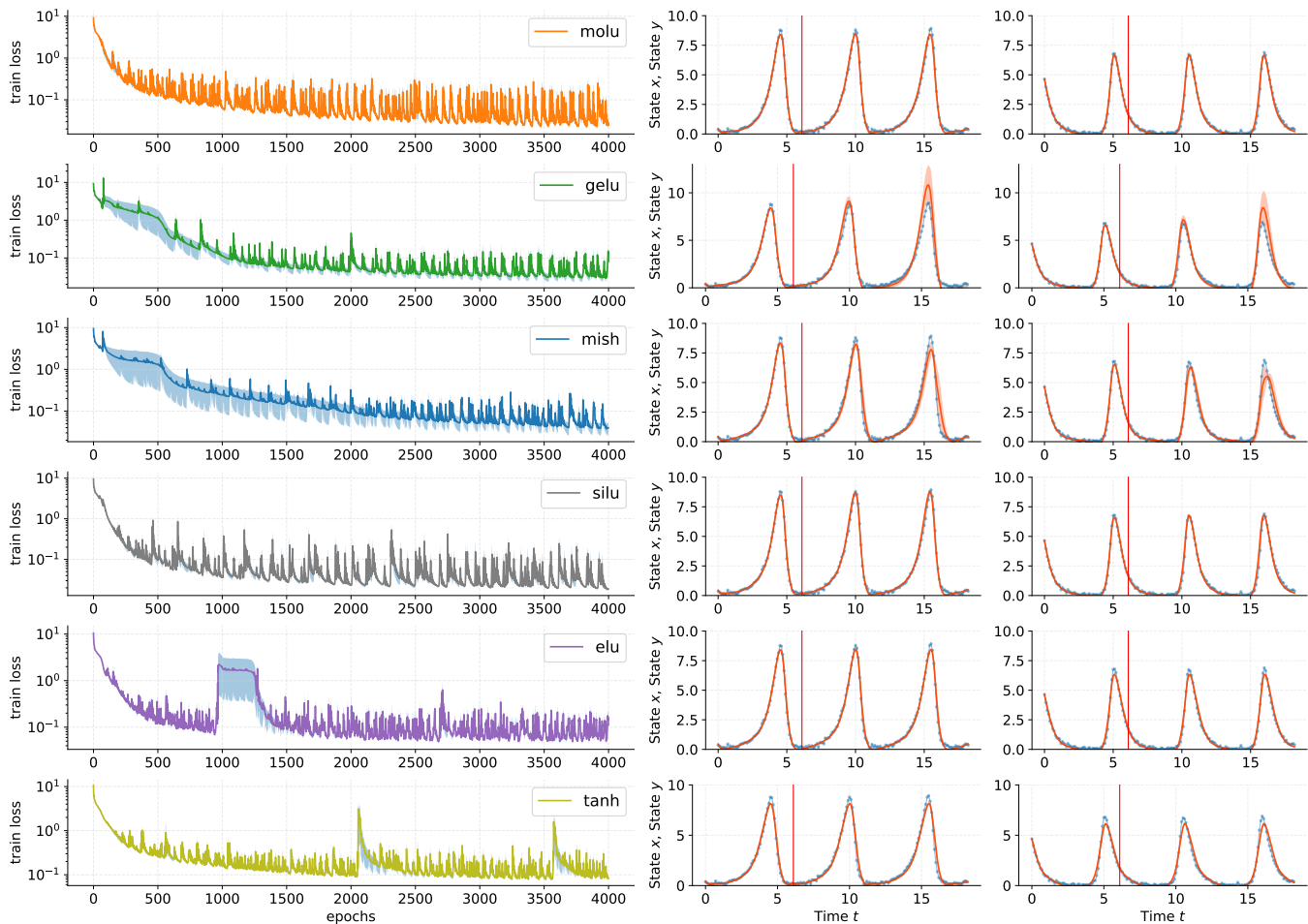


FIG. 3. Train losses. Train losses per epochs for each activations. Left region of vertical red line is training datasets and right region is extrapolation predictions

### A. NeuralODEs

We begin our experiment with Lotka-Volterra model, the commonly used simple model of NeuralODEs. Coefficients and initial conditions in the Lotka-Volterra equations were all identical to the setting in [4]. Following [3], we generated training data by numerically over the time span  $t \in [0, 6.1]$ , then adding Gaussian noise with zero mean and standard deviation 5% of the mean of each channel. We set 4,000 epochs for each experiment, the learning rate was 0.02, and random seeds were used for 10, 20, 30 for each activation function, and standard errors were used.

Fig. 3 and Fig. 4 show that our activation function is not only rapidly approaching the minimum of a loss function, but also showing a very stable performance.

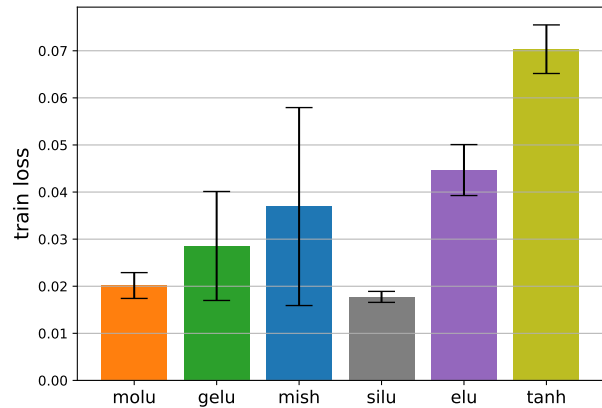


FIG. 4. Average of train losses and standard deviations. Mean value is the average of the minimum of the train loss for each three random seeds.

TABLE II. NeuralODEs. Train losses and standard errors for some activation function

	Train losses ( $\times 10^{-2}$ )/Standard errors( $\times 10^{-3}$ )					
	MoLU	GeLU	Mish	SiLU	ELU	Tanh
Train loss	<b>2.02</b>	2.85	3.69	<b>1.77</b>	4.47	7.03
Std. err.	<b>2.74</b>	11.57	21.02	<b>1.17</b>	5.41	5.16

## B. MNIST

We conducted experiments with MNIST, the most commonly used datasets in the field of image classification. We used MNIST datasets in torchvision and used 2 layered Networks which is optimized using SGD on a batch size of 64 with a learning rate of 0.001 and a momentum of 0.5 with random seed of 10. We confirmed that our activation function shows a high-performance. Compared to other activation functions, our activation function clearly shows the characteristics of converging rapidly at the beginning of learning.

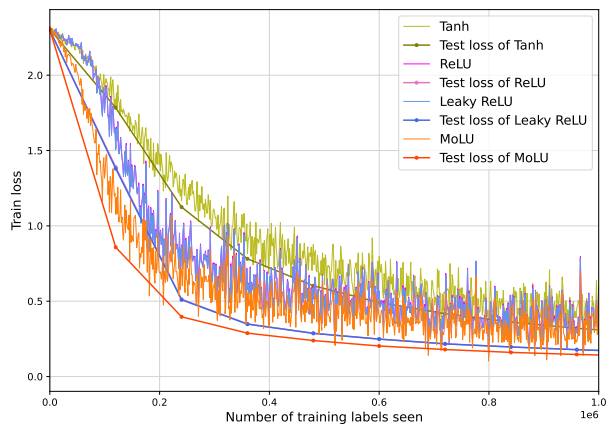


FIG. 5. MNIST Results. Average of loss.

TABLE III. MNIST. Average of accuracy for some activation function

	MNIST (Accuracy(%))			
	Tanh	ReLU	Leaky ReLU	MoLU
1 ep.	65.52 %	70.97 %	71.28 %	<b>81.36 %</b>
2 ep.	75.24 %	87.44 %	87.51 %	<b>89.80 %</b>
3 ep.	82.08 %	90.49 %	90.52 %	<b>92.00 %</b>
4 ep.	85.87 %	91.59 %	91.52 %	<b>93.09 %</b>
5 ep.	88.21 %	92.83 %	92.82 %	<b>94.27 %</b>
10 ep.	92.87 %	95.40 %	95.38 %	<b>96.10 %</b>
20 ep.	95.35 %	97.08 %	97.05 %	<b>97.42 %</b>
30 ep.	96.56 %	97.68 %	97.71 %	<b>97.97 %</b>
40 ep.	97.14 %	98.12 %	98.11 %	<b>98.19 %</b>
50 ep.	97.60 %	98.27 %	98.32 %	<b>98.38 %</b>

## C. CIFAR10

We conducted experiment on CIFAR10 which is more challenging model than MNIST in classification fields. ResNet18 which is optimized using SGD on a batch size of 32 with a learning rate of 0.001, momentum of 0.9 is used for the experiment with random seed of 10. Our activation function converges rapidly with respect to the Top-1 accuracy and the Top-5 accuracy in Table3, Table4.

TABLE IV. Top-1 Accuracy. Top-1 accuracy of prediction on CIFAR10 for some activation function

	CIFAR10 (Top-1 Accuracy)			
	Tanh	ReLU	Leaky ReLU	MoLU
1 ep.	47.28 %	58.04 %	63.95 %	<b>66.16 %</b>
2 ep.	55.24 %	73.96 %	<b>74.09 %</b>	73.84 %
3 ep.	59.47 %	77.38 %	77.17 %	<b>77.30 %</b>
4 ep.	65.23 %	79.36 %	77.23 %	<b>77.91 %</b>
5 ep.	66.98 %	77.46 %	<b>78.80 %</b>	78.67 %
10 ep.	70.01 %	80.51 %	<b>81.71 %</b>	80.58 %
20 ep.	70.41 %	82.60 %	<b>83.00 %</b>	82.86 %
30 ep.	72.60 %	83.20 %	<b>83.51 %</b>	82.97 %

TABLE V. Top-5 Accuracy. Top-5 accuracy of prediction on CIFAR10 for some activation function

	CIFAR10 (Top-5 Accuracy)			
	Tanh	ReLU	Leaky ReLU	MoLU
1 ep.	91.29 %	95.25 %	96.94 %	<b>97.30 %</b>
2 ep.	94.48 %	98.26 %	<b>98.49 %</b>	98.40 %
3 ep.	95.53 %	98.65 %	98.48 %	<b>98.67 %</b>
4 ep.	96.67 %	<b>98.97 %</b>	98.54 %	98.80 %
5 ep.	96.79 %	98.67 %	<b>98.72 %</b>	98.62 %
10 ep.	97.35 %	98.72 %	<b>98.84 %</b>	98.72 %
20 ep.	96.92 %	98.66 %	<b>98.69 %</b>	98.63 %
30 ep.	97.02 %	<b>98.74 %</b>	98.73 %	98.53 %

## IV. CONCLUSION

The MoLU showed a very good overall performance for the NeuralODEs and MNIST, CIFAR10 evaluated in this paper. The accuracies and converging rates exceeded other activation functions.

## ACKNOWLEDGMENTS

This work was supported by grants from the National Research Foundation of Korea (No. 2016R1A3B1908660) to W. Jhe.

- 
- [1] D.-A. Clevert, T. Unterthiner, and S. Hochreiter, Fast and accurate deep network learning by exponential linear units (elus), (2016), arXiv:1511.07289.
  - [2] D. Hendrycks and K. Gimpel, Gaussian Error Linear Units (GELUs) (2020), arXiv:1606.08415.
  - [3] S. Kim, W. Ji, S. Deng, Y. Ma, and C. Rackauckas, Stiff Neural Ordinary Differential Equations, *Chaos: An Interdisciplinary Journal of Nonlinear Science* **31**, 093122 (2021).
  - [4] J.-H. Ko, H. Koh, N. Park, and W. Jhe, Homotopy-based training of NeuralODEs for accurate dynamics discovery (2022), arXiv:2210.01407.
  - [5] K. He, X. Zhang, S. Ren, and J. Sun, Deep Residual Learning for Image Recognition, in *2016 IEEE Conference on Computer Vision and Pattern Recognition (CVPR)* (IEEE, 2016) pp. 770–778.
  - [6] D. Misra, Mish: A Self Regularized Non-Monotonic Neural Activation Function, .