

TransEdge: Supporting Efficient Read Queries Across Untrusted Edge Nodes

Abhishek Singh
UC Irvine
abhishek@uci.edu

Sharad Mehrotra
UC Irvine
sharad@ics.uci.edu

Aasim Khan
UC Santa Cruz
aashkhan@ucsc.edu

Faisal Nawab
UC Irvine
nawabf@uci.edu

ABSTRACT

We propose Transactional Edge (TransEdge), a distributed transaction processing system for untrusted environments such as edge computing systems. What distinguishes TransEdge is its focus on efficient support for read-only transactions. TransEdge allows reading from different partitions consistently using one round in most cases and no more than two rounds in the worst case. TransEdge design is centered around this dependency tracking scheme including the consensus and transaction processing protocols. Our performance evaluation shows that TransEdge’s snapshot read-only transactions achieve an $9\text{--}24\times$ speedup compared to current byzantine systems.

1 INTRODUCTION

In Global-Edge Data Management (GEDM), edge nodes have the ability to participate in the storage and computation of data. The goal is to bring data closer to users for faster access. This, however, creates a number of complexities that are not incurred in current cloud-based databases. The main challenge in GEDM is that edge nodes *cannot be trusted* since they are operated by users or third-party providers, and may run on commodity edge hardware that is vulnerable to breaches. This requires adopting a stringent fault-tolerance guarantee of tolerating arbitrary and malicious failures, i.e., byzantine failures [33, 45].

To address this challenge, recent protocols propose hierarchical byzantine fault-tolerant (BFT) systems, also referred to as *permissioned blockchain*. For example, Blockplane [42], ResilientDB [25], ChainSpace [7], and others [8, 9], divide the data into many partitions, where each partition is handled by a cluster of nodes that are close to each other. Each one of these clusters runs a BFT protocol, such as PBFT [16], to commit transactions within the cluster and perform inter-cluster coordination via benign protocols such as Two-Phase Commit [48].

Hierarchical BFT protocols perform well as they mask byzantine behavior locally and use a benign protocol for wide-area coordination. However, a limitation shared across all these existing works is that they present a solution for general (read-write) database transactions and do not pay special attention to read-only transactions. Read-only transactions make up most of Internet traffic where it is reported that more than 99% of modern applications’ workload consists of read-only queries [14]. Exploiting the read-only property of transactions can bring significant performance benefits.

We propose Transactional Edge (TransEdge), a hierarchical BFT protocol that is designed to optimize the performance of read-only

transactions. Database designs that are centered around optimizing read-only transactions are common [6, 18, 23, 46, 47]. However, these methods cannot be used in hierarchical BFT systems as they assume a benign fault-tolerance model.

TransEdge builds on the hierarchical BFT architecture similar to many other systems [7–9, 25, 42]. This enables the adoption of TransEdge’s read-only techniques and insights to other hierarchical BFT systems. Nodes are divided into clusters. Each cluster consists of neighboring nodes that handle a mutually exclusive partition of the data. Local transactions are committed within a cluster using the BFT-SMaRt protocol [13]. A Two-Phase Commit (2PC) protocol is built on top of BFT-SMaRt to implement distributed transactions.

The novelty of TransEdge is the support of efficient snapshot read-only transactions. We define an efficient snapshot read-only transaction as one that satisfies two properties:

- (1) Commit-free: a read-only transaction can be answered by a single node from each accessed partition. It does not incur the cost of the commit sequence of either the BFT protocol within a cluster or the distributed transaction protocol across clusters.
- (2) Non-interference: a read-only transaction should not interfere with read-write transactions. A read-only transaction should not lead to blocking or aborting read-write transactions—even if temporarily—and vice versa.

To provide efficient snapshot read-only transactions in a byzantine environment, TransEdge proposes a novel dependency tracking mechanism. This scheme augments traditional efficient read-only transaction designs with Authenticated Data Structures (ADS) [38] to allow a node to report dependencies in a trusted way. Specifically, each node can provide a proof of the authenticity of the dependencies when reporting them to a client.

TransEdge protocols require complex dependency tracking mechanisms because using an ADS by itself is not sufficient to ensure data consistency across partitions. The example in Figure 1 demonstrates that using Merkle Trees without additions might lead to inconsistencies when reads are distributed across more than one partition. This demonstration motivates our cross-partition dependency tracking mechanism that we develop in the rest of this section. Consider a distributed read-only transaction, t_r , that reads two data objects, x and y , from two partitions, X and Y , respectively. Assume that concurrent to t_r , there were two distributed read-write transactions, t_1 and t_2 . Both read-write transactions do

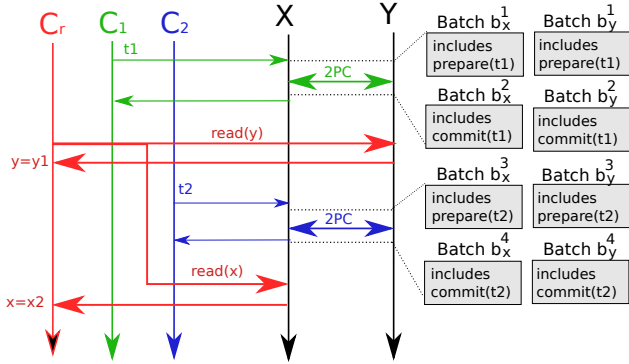


Figure 1: A motivating example showing that simply doing local read-only transactions could lead to inconsistent distributed read-only transactions

the same thing—each writes a new value for both x and y . Transaction t_1 writes values x_1 and y_1 first, then transaction t_2 writes values x_2 and y_2 .

If transaction t_r executes concurrent to t_1 and t_2 , then it must return one of three snapshots to satisfy serializability: (1) return the initial snapshot where neither t_1 nor t_2 has committed, (2) return x_1 and y_1 , which correspond to the database state after committing t_1 , or (3) return x_2 and y_2 , which correspond to the database state after committing t_2 . However, using Merkle Trees without additions can lead to returning an inconsistent read, such as returning the values x_1 and y_2 . For this to happen, assume that t_1 's commit record was in batch 2 in X and in batch 2 in Y . Also, assume that t_2 's commit record was in batch 4 in X and in batch 4 in Y . If t_r started while t_2 is sending the commit messages to participants, it is possible that t_r reads the state of X as of batch 4, while reading the state of Y as of batch 2. This leads to an inconsistent read-only transaction.

We begin this paper with an overview and background of TransEdge (Section 2). We propose TransEdge design and transaction processing protocols in Section 3, and propose TransEdge optimized snapshot read-only transaction processing protocol in Section 4. An experimental evaluation is presented in Section 5. Related work is presented in Section 6 and Section 7 concludes the paper.

2 TRANSEGE SYSTEM MODEL

System Model. Global-Edge Data Management (GEDM) is a data management model that aims to utilize both cloud and edge resources. GEDM aims to overcome wide-area latency by leveraging the resources at the edge of the network. These edge resources can take the form of private, edge, and micro datacenters which are clusters of machines. These infrastructures are typically maintained at the edge of the network by third-party organizations like Internet service providers.

Security and trust model. We adopt a byzantine fault-tolerance (BFT) model where a node might act in arbitrary and malicious ways. We assume that the number of such malicious nodes is bounded by a number f . We build upon prior work on BFT systems where clusters of machines are used to mask f failures by replicating and coordinating across $3f + 1$ nodes [15].

Data model. Data is partitioned across edge nodes and each partition is replicated across clusters of $3f + 1$ nodes, where f is the

number of tolerated byzantine failures. We assume that a clustering protocol is utilized to form the partitions with such a guarantee, similar to prior work in hierarchical BFT protocols [9, 25, 26, 42]. More details about node grouping is presented in Section 6.1. Coordinating access and data operations is performed via a hierarchical BFT architecture, where transactions local to a partition are performed within the corresponding cluster. These local transactions are committed via BFT protocols such as BFT-SMaRt. Inter-cluster operations are performed via benign protocols (e.g., Two-Phase Commit) that are layered over the BFT replication layer [7–9, 25, 42]. Due to spatial (geographic) locality, inter-cluster operations are typically across nearby clusters (e.g., it is typical that a user interacts with users who are geographically close to them which leads to data and operations to have such geographic locality).

Interface. A client running a transaction first creates a Transaction object and sends read operations to access data from TransEdge nodes. write operations are buffered at the client. When the transaction is ready, a commit request groups read and write operations and sends them to a TransEdge node to be committed. TransEdge supports efficient snapshot read-only transactions with the interface read and commit-rot which executes a special read-only transaction algorithm. Each edge node has a unique public/private key that it uses in all communications with the other edge nodes.

3 READ-WRITE TRANSACTION PROCESSING

TransEdge's Read-write transaction processing protocol facilitates dependency tracking that we later use for efficient read-only transaction processing. We only provide the design of read-write transactions in this section and then present the snapshot read-only transaction processing protocols in Section 4.

3.1 System Model and Overview

Data is partitioned into n partitions. The state of each partition is maintained via a BFT State-Machine Replication (SMR) log. This replication log is managed by a cluster of edge machines. Each cluster consists of $3f + 1$ edge nodes where up to f nodes can be malicious (i.e., byzantine). In our case, the BFT SMR is implemented by BFT-SMaRt [13].

A leader writes data to the SMR log in batches. Batches are written one-by-one, i.e., a leader writes a batch only if the previous batch is already written. Each batch consists of multiple segments (Figure 2):

- (1) Local transactions segment, which includes local transactions. Local transactions are defined as transactions with read and write operations on keys that are all local to the cluster where they are being sent.
- (2) Prepared distributed transactions segment, which includes distributed transactions that are Two-Phase Commit (2PC) prepared but not committed yet. Distributed transactions are defined as transactions whose read or write set contains keys that are not local to one cluster.
- (3) Committed distributed transactions segment, which includes distributed transactions that are 2PC committed.
- (4) Read-only segment, which includes (i) a conflict-dependency (CD) vector that tracks dependencies on transactions at other

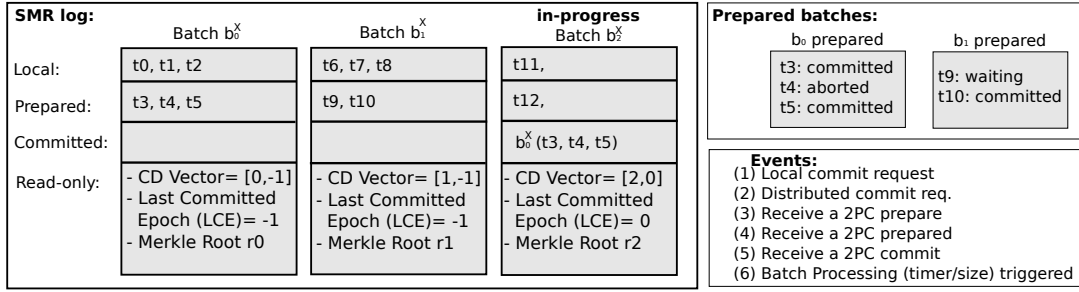


Figure 2: An example of the state of a leader node.

partitions, (ii) a Last Committed Epoch (LCE) number that represents the largest batch number where prepared transactions are committed (the LCE also serves as a version number for the keys committed in the batch as we will discuss later) and (iii) a Merkle Tree root which is used to certify the integrity of committed transactions. The read-only segment is updated and written while processing local and distributed transactions, but their utility is in enabling efficient snapshot read-only transactions as we show later (Section 4).

A batch is represented with the notation b_i^X , which denotes the i^{th} batch in partition X . The subscript i serves as a timestamp for each batch in the SMR log. Each segment is represented by appending the segment's name to the batch—for example, $b_i^X.local$ represents local transactions in b_i^X .

An example of the state of a leader edge node is shown in Figure 2. The SMR log contains two written batches (b_0 and b_1) and also shows the *in-progress batch* (b_2) that is being constructed to be written to the SMR Log. Batch b_0 contains three local transactions— t_0 , t_1 , and t_2 . Local transactions are considered committed as soon as the batch is written to the SMR log. Batch b_0 also contains three distributed transactions— t_3 , t_4 , and t_5 —in the prepared segment. Each transaction in the prepared segment is prepared as of batch b_0 —the term *prepared* here corresponds to the prepared state of 2PC which guarantees the property that no two conflicting transactions can be prepared at the same time.) These prepared transactions are waiting to hear from the other partitions/leaders to know whether to commit or abort.

The leader tracks the state of prepared batches in a data structure called *prepared batches* shown in Figure 2. Once all the transactions in the oldest prepared batch are ready (committed or aborted), the leader adds these transactions to the committed segment of the next batch (the in-progress batch). In the figure, the prepared transactions of b_0 are ready, and thus are added to the committed segment of batch b_2 . Prepared transactions are not considered committed until the batch with the corresponding committed segment is written to the SMR log.

3.2 Intra-cluster Transaction processing

TransEdge processes transactions in an Optimistic Concurrency Control approach [32, 47]. Clients' read requests are served from any node in the cluster. Responses to clients must include the LCE of the batch which the key was read from. The client buffers the writes in the transaction object. When it is time to commit the transaction, the client sends the transaction object containing the read and write sets to the leader. The leader receives commit requests from clients that include the read and write-sets (event 1 in

Figure 3). The read-set is the set of read data objects along with the read values. The write-set is the set of data objects to be written. When a transaction, t , is received by the leader, the leader verifies that it can commit and appends it to the in-progress batch. This verification involves checking the following conflict detection rules, which we will also use later for distributed transactions:

Definition 3.1. (Conflict detection rules.) A transaction t is added to an in-progress batch only if it does not conflict with the following:

- (1) Previous batches: this is checked by verifying that all reads in the read-set of t are not overwritten by committed local or distributed transactions in previous batches.
- (2) In-progress batch: this is checked by verifying that every transaction t' in the local, prepared, or committed segments do not conflict with t .
- (3) Prepared transactions: this is checked by verifying that every transaction t' in prepared batches (that are not committed) does not conflict with t .

Otherwise, t is aborted or restarted.

Transactions that pass the conflict detection rules are added to the in-progress batch of the log. The batch is replicated within the cluster by the leader. Depending on whether the transactions are local or distributed they are added to the specific segments of the current batch of the SMR log. The cluster replicas perform the same conflict detection on the transaction batch and then add the transactions to their SMR log. All cluster replicas form a Merkle tree of the local and distributed transactions once conflict detection is complete. A consensus process is performed on the merkle root of the transactions added to the batch using the BFT-SMaRt protocol[13]. At the end of the consensus $f + 1$ signatures are collected from the replicas and are added to the batch. Once the consensus is complete the local transactions are considered committed to the batch. If the consensus fails, the transactions are aborted. Local (intra-cluster) transactions are considered committed after their batch is written to the SMR log. Writing to the SMR log entails coordinating with other replicas using the PBFT protocol. Other replicas, when engaged in writing the batch to the SMR log, ensure that the local transactions are in fact allowed to commit using the rules above (Definition 3.1). This guarantees that a malicious leader cannot commit transactions that are inconsistent with the state of the SMR log of other replicas in the cluster. Additionally, the batch generated by following the conflict definition in definition 3.1 ensures that the transactions are conflict serializable.

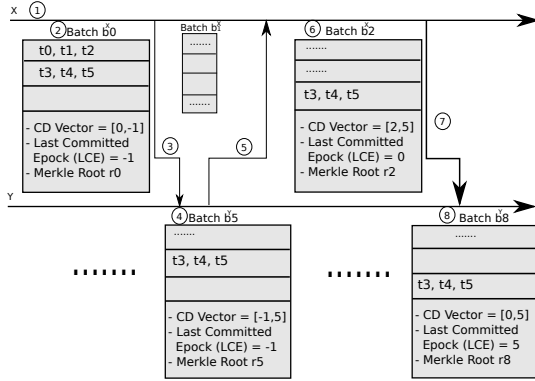


Figure 3: An example of committing distributed transactions across two partitions, X and Y.

3.3 Distributed Transaction Processing

A distributed transaction accesses more than one partition. We use a 2PC-based approach to commit distributed transactions by having the 2PC protocol as a layer on top of the consensus protocol. Specifically, each step of the 2PC protocol is verified and persisted through the BFT protocol. Prepared and committed transactions will be part of the prepared and committed segments, respectively (Figure 2.) In the following, we present the distributed transaction processing protocol. We use the example in Figure 3 to illustrate each step.

3.3.1 Client protocol. In TransEdge, a client creates a Transaction Object that reads data from a corresponding partition and buffers writes. Read or write objects might belong to more than one partition. When the client is ready to commit, it picks one of the clusters of the accessed partitions to act as a whole as the *coordinator* of the transaction. Then, it sends a commit request to the coordinator containing the read and write set (step 1 in Figure 3.) The coordinator then drives the commitment of the transaction. Each step that is performed by the coordinator cluster is verified using the underlying BFT protocol. This ensures that a malicious leader or node in the coordinator cluster would not be able to lie when communicating 2PC steps with other accessed clusters. Likewise, the other clusters participating in 2PC also verify all 2PC steps with the underlying BFT protocol.

When the client communicates with the coordinator cluster, it can send the request to $f + 1$ nodes in the cluster to ensure that malicious nodes would not drop the message. Once the request is written in the BFT cluster, the next steps will be driven by the cluster as a whole which will prevent a malicious leader or node from hindering the progress of the 2PC protocol. Communication between clusters for 2PC steps can also adopt a similar strategy by making $f + 1$ nodes send relevant 2PC messages to $f + 1$ nodes in other clusters for each step.

3.3.2 2PC prepare. When the coordinator receives a commit request for a transaction t , it verifies that t can prepare. This is the 2PC prepare phase and is described in section 3.2. It is shown in step 2 in Figure 3. After the transaction is written to the SMR log, the leader sends the coordinator-prepare with a proof that it is part of the SMR log ($f + 1$ signatures collected during coordinator-prepare) to the leaders of the accessed partitions (step 3 in Figure 3.)

3.3.3 2PC prepared. When a leader receives a coordinator-prepare for a distributed transaction, it executes the intra-cluster transaction processing protocol described in section 3.2. It then constructs a prepared record and adds it to the prepared segment of the next batch (step 4 in Figure 3.) Each replica, while writing the batch, verifies the authenticity of the prepare record and verifies that it can commit using Definition 3.1. Once the batch with the prepared record is written, the leader sends it to the coordinator (step 5 in Figure 3.) The message includes the prepared record signed by $f + 1$ nodes in the partition. The set of prepared transactions is also added to the prepared batches data structure.

3.3.4 2PC commit at the coordinator. When the coordinator receives prepared messages from all the participating partitions, it declares whether the transaction commits or aborts. If all prepared messages are positive, then the transaction commits. Otherwise, it aborts. The coordinator constructs a commit record that includes the collected prepared messages. The coordinator, then, writes the commit record in the prepared batches structure for its corresponding batch b_p (Figure 2.) Once all the other transactions in b_p are ready, they are added to the committed segment of the next in-progress batch b_i (step 6 in Figure 3.) When b_i is written to the SMR log, the distributed transaction is considered committed. The leader then updates the LCE segment of the batch. Afterward, the leader sends the commit record—along with $f + 1$ signatures—to the other partitions' leaders (that were accessed by the transactions) and to the client (step 7 in Figure 3.) When a leader receives a commit record, it updates the corresponding batch in the prepared batches data structure. Once the corresponding prepared batch is ready and is the next one to be committed, it is added in the committed segment of the next batch and committed to the SMR log (step 8 in Figure 3.) In the next section, we provide the updates that need to be applied to the Read-Only part of the batch as part of commitment.

3.3.5 2PC transactions across more than two clusters. The distributed transaction processing protocol above can be performed with more than two clusters. To illustrate, consider extending the scenario shown in Figure 3 with one more cluster/partition called Z. If the distributed 2PC transactions in B_0^X access records in Z as well, then the changes to the scenario are as the following. The coordinator-prepare message (step 3) and the commit record (step 7) is sent to both Y and Z. Also, the transactions prepare (steps 4 and 5) and commit (steps 7 and 8) are performed at both Y and Z.

Another aspect of having more than two clusters is that distributed 2PC transactions may start at different clusters. Consider the previous setup in Figure 3 with an additional cluster Z. A distributed 2PC transaction t_6 that accessed both Z and Y may start at Z as the coordinator concurrently with transactions t_3 , t_4 , and t_5 . In this case, t_6 is first prepared in a batch at Z. Then, a coordinator-prepare is sent to Y. When Y receives the message, it decides whether it can be committed. For example, if the message for t_6 is received after receiving the message for t_2 , t_3 , and t_4 , cluster Y checks for conflicts including conflicts between t_6 and the prepared transactions t_2 , t_3 , and t_4 . Then, processing t_6 continues by sending back the prepared message, and then for Z to send back the commit message.

3.3.6 Transaction Aborts. In TransEdge, aborts may be caused due to various factors. First, a transaction may be aborted due to conflicts. During conflict checks, using the conflict detection rules we outlined above, if a transaction t has a conflict, then it is marked as aborted. Transaction t 's write-set is not applied to storage and it does not impact future transactions. The user client may request to abort a transaction while it is processing. However, once the commit request is sent to a cluster, a user client cannot request for the transaction to be aborted. Also, TransEdge does not abort transactions due to a timeout. Because each 2PC participant is represented as a cluster of machines, we assume that there is always a quorum of nodes in each cluster that can make progress, and therefore, an abort due to timeout is unnecessary.

3.4 Commit Updates in the Read-Only Segment

At the time of committing a batch of transactions (step 8 in Figure 3), the following updates need to be applied to the Read-Only part of the batch (these updates—although not impacting the processing of read-write transactions—affect the processing of read-only transactions that we present in Section 4. We present more details about computing these updates in Section 4):

- (1) *Committed segment and Last Committed Epoch (LCE):* The cluster replica observes the prepared-batches data structure (Figure 2). Specifically, it checks whether the earliest batch, b_i , is ready—it has no pending transactions. If b_i is ready, the transactions in it are added to the committed segment of the in-progress batch, the Last Committed Epoch (LCE) number is updated to i and b_i is removed from the prepared batches data structure. The LCE represents the id of the most recent batch that committed as of the current in-progress batch.
- (2) *Conflict Dependency (CD) Vector:* The CD vector encodes information about the dependencies from the committed batch to the batches of other partitions/clusters. The CD vector at a cluster contains n entries, where n is the number of partitions. Each partition is represented by a number in the CD vector. For example, if the CD vector contains the number i for partition X , this means that there is a dependency on transactions at X up to batch b_i^X . An entry in the CD Vector can track the dependencies of multiple 2PC transactions by taking a coarse-granularity approach. 2PC transactions in a batch are all reading from the same data state that represents the committed transactions of the received batches up until that point. This makes all the transactions in a batch have the same set of potential dependencies to the state represented by the received batches up until that point. More information about dependency tracking and the representation of dependencies is presented in Section 4.3.
- (3) *Merkle root:* The Merkle Tree is updated with the write-sets of the transactions in the local, prepared and committed segments. This Merkle Tree root represents the state of the Merkle Tree that includes all local, prepared and committed transactions up to the current batch. The Merkle tree is updated by all replicas within a cluster while processing read-write transactions.

3.5 Comparison with Hierarchical 2PC/BFT

TransEdge extends the literature of hierarchical 2PC/BFT systems, which are systems that perform 2PC across clusters, where each cluster maintains a shard of the data [7, 25] (similar to these systems are 2PC/Paxos systems that utilize paxos as the underlying consensus layer [18]). Specifically, we consider a baseline inspired by these hierarchical 2PC/BFT systems that we call *2PC/BFT* and use in our evaluation study. In 2PC/BFT, similar to TransEdge, each cluster acts as a 2PC participant and each step taken by the participant cluster is first validated by the underlying BFT consensus/agreement protocol. The main differentiator of TransEdge is the efficient support of read-only transactions. This leads to the main design differences such as having to maintain the Read-only segment of batches, maintaining a CD Vector, a LCE number, and a merkle tree (Figure 2). In terms of algorithms, what TransEdge has additional support to maintain these added structures (such as CD Vectors), new algorithms for read-only transactions that we discuss in Section 4, as well as constraints on how distributed read-write transactions are performed to enable efficient read-write transactions (Section 4.3.3). 2PC/BFT systems, on the other hand, do not maintain these additional structures, do not have additional constraints on the original 2PC protocol, and do not have additional special algorithms for read-only transactions. However, they do not have the efficient support of read-only transactions that TransEdge provides. We discuss further comparisons with related work in Section 6.

2PC/BFT systems are used as a solution to the problem of performing geo-distributed coordination across byzantine nodes that are distributed around large geographic regions. 2PC/BFT groups nodes together into clusters, each maintaining a shard. Then, a cluster can act independently on behalf of that shard of data. This includes coordinating with other shards which can be done via the 2PC protocol. Therefore, the 2PC/BFT protocol enables clustering data into smaller groups of nodes that are near each other, and then utilizes an intra-cluster BFT instance to validate steps that can be taken by the cluster as a whole. This enables using benign (non-byzantine) algorithms across clusters since each step is validated internally. This led some prior work to adopt this paradigm, such as ResilientDB [25] and ChainSpace [7]. This concept of layering 2PC over consensus is also used in systems such as Spanner [18] which utilize paxos as the consensus layer since they do not consider byzantine failures.

3.6 Correctness

TransEdge guarantees serializability [12]. We present now a proof sketch of this guarantee.

We define *transaction commit points* (TCP). A transaction commit point for a distributed transaction t is the time it commits (i.e., the coordinator node has received all positive votes). For a local transaction t , the transaction commit time the batch containing t has been written to the SMR log (i.e., the leader received enough votes for its commitment.) We denote the transaction commit time for a transaction t as $TCP(t)$.

Second, conflicts between transactions are defined as follows [12]: (1) write-read (wr) conflicts: a wr conflict from transaction t_1 to t_2 exists if transaction t_1 has a write operation on an object o and

t_2 reads the object version written by t_1 . (2) read-write (rw) conflicts: a rw conflict from transaction t_1 to t_2 exists if transaction t_1 reads an object o and t_2 overwrites the object version read by t_1 . (3) write-write (ww) conflicts: a ww conflict from transaction t_1 to t_2 exists if transaction t_1 writes to an object o and t_2 overwrites the object version written by t_1 .

LEMMA 3.2. *For any two transactions t_1 and t_2 , where $TCP(t_1) = TCP(t_2)$, it is guaranteed that t_1 and t_2 do not conflict with each other.*

PROOF. There are two cases:

(1) both t_1 and t_2 are local transactions: if t_1 and t_2 are at the same shard (i.e., data partition), then they cannot conflict as having the same TCP implies they are both at the same batch. If they are in the same batch, the two transactions do not conflict as we do not include conflicting transactions in the same batch. If t_1 and t_2 are at different partitions, then they do not conflict as they do not have any operations in common.

(2) One of the two transactions is distributed: assume that t_1 is a distributed transaction and t_2 can be either local or distributed. At the TCP of t_1 , all the shards accessed by t_1 are already prepared (i.e., a prepared message is already received). This means that all prepared shards would not prepare or commit another transaction—local or distributed—before finalizing the commitment of t_1 . If t_2 conflicts with t_1 , then it would be in one of the prepared shards of t_1 . This is a contradiction as t_2 cannot commit at the same TCP of t_1 in a t_1 -prepared shard. \square

LEMMA 3.3. *For any two conflicting transactions t_1 and t_2 , where there is a data conflict (i.e., read-write, write-read, and write-write [12]) from t_1 to t_2 , it is guaranteed that $TCP(t_1) < TCP(t_2)$*

PROOF. Assume to the contrary that there is a conflict from t_2 to t_1 while $TCP(t_1) < TCP(t_2)$:

(1) $t_2 \rightarrow_{wr} t_1$: If t_1 reads an object o from t_2 , then this implies that at the time of the read operation $time(r_1(o))$ the value being read is already committed. Therefore, $TCP(t_2) < time(r_1(o))$. Also, t_1 TCP is after performing all the read operations meaning that $time(r_1(o)) < TCP(t_1)$, which implies $TCP(t_2) < TCP(t_1)$, which is a contradiction.

(2) $t_2 \rightarrow_{ww} t_1$: If t_1 overwrites an object o written by t_2 , then this implies that at the time of the write operation $time(w_1(o))$ the value being overwritten is already committed. Therefore, $TCP(t_2) < time(w_1(o))$. Also, t_1 TCP is the same as the time of applying the write operations meaning that $time(r_1(o)) = TCP(t_1)$, which implies $TCP(t_2) < TCP(t_1)$, which is a contradiction.

(3) $t_2 \rightarrow_{rw} t_1$: If t_1 overwrites an object o read by t_2 , then either one of the following cases would apply: (3.a) t_1 prepares before t_2 : this is not possible because at the time t_2 attempts to prepare at the shard containing o , it will discover the conflict with t_1 and aborts. (3.b) t_2 prepares before t_1 : in this case, for t_1 to not abort, it needs to prepare after the commitment of t_2 . However, in that case, t_2 's TCP is before t_1 's TCP, $TCP(t_2) < TCP(t_1)$, which is a contradiction. \square

THEOREM 3.4. *TransEdge read-write transactions guarantee serializability.*

PROOF. We utilize the serializability graph (SG) test. The SG is defined as a graph where each transaction is represented as a vertex and each conflict is represented as a directed edge between two transaction vertices. The SG test is the following: if the SG contains no cycles, then the transaction history is serializable [12]. We now demonstrate that TransEdge ensures that the SG does not contain cycles for any transaction history.

Assume to the contrary that there is a cycle in the SG, $t_1 \rightarrow \dots \rightarrow t_n \rightarrow t_1$. Using Lemmas 3.2 and 3.3, we derive that $TCP(t_1) < TCP(t_2)$. By transitivity, we arrive at $TCP(t_1) < TCP(t_1)$, which is a contradiction. This proves the serializability of any transaction history generated by TransEdge. \square

4 READ-ONLY TRANSACTIONS

TransEdge supports efficient serializable *read-only transactions* in a byzantine environment. The advantages of an efficient snapshot read-only transaction are: (1) commit-freedom: the transaction needs to coordinate with only a single node from each accessed partition without involving the other replicas, and (2) non-interference: the transaction does not interfere with on-going read-write transactions. The first feature reduces the cost of read-only transactions significantly since the alternative is to commit read-only transactions as regular read-write transactions, which incurs a coordination cost across at least $2f + 1$ nodes per accessed partition and running 2PC and BFT protocols that incur significant overhead (Section 3.3.) The second feature (non-interference) means that read-write transactions can proceed even in the presence of conflicting read-only transactions.

4.1 Overview

In TransEdge, we extend the use of Merkle Trees [38] for database applications [27] in two ways that are not supported in earlier systems:

- (1) Support distributed read-only transactions across multiple untrusted nodes or clusters of nodes.
- (2) Support updating the Merkle Tree without relying on the involvement of a centralized trusted entity.

When a leader commits a new batch of transactions, it recomputes the Merkle Tree to reflect the new data. To ensure that the new recomputed Merkle Tree is authentic, the leader commits the root of the new Merkle Tree with the corresponding batch. Replicas verify the authenticity of the new root and provide a signed message of the new root. When a client sends a local read-only transaction request, the leader responds with the corresponding data blocks, the sibling nodes in the path to root for all blocks, and the root of the tree with $f + 1$ signatures.

Distributed read-only transactions are performed by querying all accessed partitions. However, this is not sufficient because the responses of the different leaders might be inconsistent—unlike the local read-only transaction case, where we know the state is consistent because they all belong to one Merkle Tree which represents a consistent snapshot. We propose a multi-round distributed

read-only transaction protocol that ensures reading from a consistent snapshot across partitions. The protocol relies on tracking dependencies across partitions, detecting inconsistencies in the first round, and satisfying any missing dependencies—if any—in the following round.

4.2 Local Read-Only Transactions

The client sends a read-only-txn request to the leader. The leader responds with the requested data objects, sibling nodes in the path to the root for all data objects, the Merkle Tree root, and $f+1$ signed messages proving the authenticity of the root. When the client receives the response, it verifies the authenticity of the response and Merkle Tree root. Then, it computes the Merkle Tree root using the received data blocks and sibling nodes. If the computed root matches the received one (which is signed by $f+1$ nodes), then the client accepts the received data.

4.3 Distributed Read-Only Transactions

Distributed read-only transactions are ones that read from multiple partitions. TransEdge’s support for distributed read-only transactions builds on the support for local read-only transactions. The Merkle Trees are utilized to generate proofs to authenticate data. However, we need to augment these Merkle Trees with a dependency tracking mechanism to ensure that the results are consistent across partitions (see the example in Figure 1).

4.3.1 Overview and Intuition. To overcome inconsistencies between reads from different partitions, we augment TransEdge with a *dependency tracking* mechanism. This dependency tracking mechanism enables detecting inconsistencies of reads across partitions. Also, it enables identifying the needed dependencies which allow TransEdge to ask partitions for missing dependencies in following rounds. The read-only algorithms utilize the information in the read-only segment of batches.

The dependency tracking mechanism relies on encoding the dependency from one partition to all other partitions. Specifically, when a new batch is committed, it includes all the dependencies from that batch to other partitions. For example, in the previous motivating scenario (Figure 1), batch 2 in X , b_2^X , would include the dependency information that corresponds to t_1 . In this case, t_1 is a distributed transaction that commits in both X (b_2^X) and Y (b_2^Y). Therefore, b_2^X has a dependency relation to transactions in b_2^Y .

This dependency information allows detecting inconsistent reads. For example, in the previous scenario the read-only transaction reads the state of batch 4 at X , b_4^X , and batch 2 at Y , b_2^Y (Figure 1). In this case, a transaction committed in b_4^X has a dependency to a transaction committed in b_4^Y . When a client sees this dependency, it detects an inconsistency since it read the state b_2^Y , which is earlier than the required dependency, b_4^Y (the dependency is satisfied if the read batch is equal to or higher than the dependency.) In this case, the client sends a request to partition Y to get the state that it depends on, which is b_4^Y in this case.

4.3.2 Dependency tracking challenges .

- (1) **Dependency representation granularity:** tracking dependencies at the level of transactions for all partition incurs a high overhead. Our protocol tracks and detects dependencies at the granularity of partitions instead of transactions, reducing the space of dependencies to be in the order of the number of partitions rather than the number of transactions. Also, we propose a method to represent dependencies in a coarse way that allows representing the dependencies of a large number of partitions with a single number.
- (2) **Allowing unconstrained local transaction commitment:** A feature that we want to maintain in TransEdge is the ability to commit batches with local transactions without waiting until the prepared transactions of the previous batch are ready. Therefore, if transactions prepare in batch b_i , we cannot predict at which future batch they will commit. This makes encoding dependencies difficult, since we do not know which batch we are going to depend on before others commit. To overcome this challenge, we encode dependencies according to the batch where they were prepared, and utilize the LCE number—which encodes the number of the batch when the committed transactions were prepared—to check dependencies.

4.3.3 Recording Dependency Information During Read-Write Transaction Processing. In this section, we present how read-write transaction processing is augmented to record dependencies that are used by read-only transactions. These changes are essential to support the algorithms for read-only transactions that we present in the following section.

(a) Ordering Constraint on Distributed Read-Write Transactions. To enable efficient tracking of dependencies, we add a constraint on the order of committing distributed read-write transactions at each partition. Specifically, we group distributed read-write transactions according to which batch contains their prepare records and call them a *prepare group*. We force transactions in a prepare group to commit together in a future batch (all transactions in the prepare group commit together in one batch.) The ordering constraint is the following:

Definition 4.1. The TransEdge **ordering constraint** forces prepare groups to commit or abort in order; transactions in a prepare group in batch i commit before transactions in another prepare group commit or abort in batch j if and only if $i < j$.

For example, consider two prepare groups, one denoted P_1 that is part of batch b_1^X and another denoted P_2 that is part of b_2^X . Assume transactions in P_1 commit in batch b_i^X and transactions in P_2 commit in batch b_j^X . The ordering constraint enforces that i is less than j .

This ordering constraint enforces an order of when transactions can be committed. However, it still allows for concurrent processing in various ways. First, local transactions that do not conflict with in-progress batches can still be committed while in-progress batches of 2PC transactions are being processed and waiting to be committed. Second, distributed 2PC transactions can always concurrently be processed as long as they do not conflict with in-progress batches (and previously committed transactions). This is because the initial processing of transactions is performed by the client before the commit request time. After the transaction is

ready, the commit request is sent, and the transaction enters the prepare phase. The processing of the prepare phase is not constrained by other batches. Third, distributed 2PC transactions in partitions that do not conflict with others can be performed concurrently. This is because two partitions with no conflicting transactions (direct or transitive) do not need to communicate with each other, and there is no ordering constraints that are enforced for them.

Although the ordering constraint enforces an order of commitment across batches, this is performed for transactions that already finished processing and requested to commit. Therefore, a long-running transaction is not going to increase the wait time due to the ordering constraint because it is only exposed to TransEdge after it is done processing and requested to commit. However, long-running transactions are not ideal in TransEdge, since they may accumulate more conflicts before the request to commit phase and thus leading to a high chance of aborting due to conflicts (this is typical of occ-based solutions in general). As for long-running read-only transactions (such as scans and large analytics queries), these will not lead to performance degradation due to the TransEdge read-only protocol that makes them not conflict with ongoing read-write transactions.

(b) Dependency Tracking with CD Vectors. Given the ordering constraint, we are now able to represent dependencies across partitions efficiently—all dependencies from one batch to another partition in TransEdge are represented by one number. Specifically, each partition maintains a vector of dependencies for every batch called the *Conflict Dependency (CD) vector*. We use the notation V_i^X to denote the CD vector in batch b_i^X . The entry $V_i^X[Y]$ denotes the dependency from batch b_i^X to partition Y . Specifically, the entry is the batch number at Y that X_i depends on.

The numbers in the CD vector represent the dependency to the batch that contains the prepare records rather than the commit record. This is because we want to allow unconstrained local transaction commitment (Challenge 2 in subsection 4.3.1.) To allow unconstrained local transaction commitment, we cannot predict (or enforce) at which batch a transaction would commit at other partitions. However, we know at which batch the transaction prepared. In other words, tracking using the batch where transactions prepared complicates the design, but it enables us to make local transactions commit with arbitrary frequency without delay.

For example, consider the scenario in Figure 3. The distributed transactions (t_3 , t_4 , and t_5) are prepared in batches b_0^X and b_5^Y , and committed in batches b_2^X and b_8^Y . (assume for ease of exposition that these are the only distributed transactions in the scenario.) The CD vectors in the figure represent the dependency to X followed by the dependency to Y , i.e., $[i, j]$ represent a dependency to b_i^X and b_j^Y . The dependency from a batch to the node writing the batch is always the batch id, i.e., the CD vector V_i^X has the value i as the dependency to X . Intuitively, this is because the state of the batch depends on all the local and committed distributed transactions up to that batch.

The dependency number to other partitions represents the batch in which any common distributed transactions have prepared. For example, observe the CD vector V_2^X in batch b_2^X of Figure 3. In that batch, the distributed transactions t_3 , t_4 , and t_5 committed. These

Algorithm 1: Algorithm to derive dependencies to be part of a new batch at partition X .

```

1:  $V^X :=$  set of all dependency vectors at  $X$ 
2: on event DeriveDepVector (in:  $i$ ) { //  $i$  is the batch number
3:    $V_i^X \leftarrow V_{i-1}^X$ 
4:   for commit record  $cr$  in  $b_i^X$ .committed do
5:     for reported CD vector  $V_j^Y$  in  $cr$  do
6:        $V_i^X = \text{pairwise\_max}(V_i^X, V_j^Y)$ 
7: }
```

transactions were prepared in Y at batch b_5^Y . This makes the dependency number from batch b_2^X to Y be 5. Likewise, the dependency number from batch b_8^Y (where the distributed transactions commit in Y) to X is 0 (where the distributed transactions prepared in X .)

Note in Figure 3 the dependency values are initially -1 to represent the absence of dependencies. The dependency relationship to other partitions are only affected by the distributed transactions that commit in the batch (not the ones that prepare.) It is possible that the batch depends on multiple batches in another partition. In this case, the dependency is to the latest batch of the multiple dependencies.

(c) Reporting Dependencies in Prepared Messages. For the batch processing thread to be able to derive dependencies for the CD vector, it needs to have the dependency information related to all transactions in the committed segment. Specifically, what is needed are the batch numbers where the committed transactions prepared on other clusters. For example, in Figure 3, while constructing batch b_2^X , the leader of X needs to know that the distributed transactions t_3 , t_4 , and t_5 were prepared in Y at batch b_5^Y . The number of the batch will enable knowing the dependency from X to Y in relation to the committed transactions. Additionally, we need to know any transitive dependencies from the batch that we depend on. For example, in Figure 3, since the distributed transactions lead to a dependency from b_2^X to b_5^Y , the consequence is that b_2^X (transitively) depends on anything that b_5^Y depends on.

To summarize, the batch processing thread needs the direct and transitive dependencies of all transactions in the committed segment. To collect this dependency information, each prepared message of a distributed transaction t_i is piggybacked with the CD vector of the batch b_j^Y where t_i is prepared. This piggybacked CD vector encodes both the direct and transitive dependencies.

(d) Deriving The CD Vector in Batches. Dependencies need to be derived while wrapping up the construction of the in-progress batch (Section 3.4). At a high-level, the batch processing thread needs to go through all the transactions in the committed segment in the batch and derive the dependencies to other partitions according to the reported dependency vectors in prepared messages.

The algorithm (Algorithm 1) to derive the CD vector V_i^X starts by loading the CD vector of the previous batch, V_{i-1}^X . Then, for each commit record of a transaction in the committed segment (cr in the algorithm), the leader processes all the corresponding CD vectors. For example, consider a transaction t that span three partitions, X , Y , and Z . When X is deriving the CD vector of the

Algorithm 2: Algorithm to verify dependencies in a distributed read-only transaction

```

1: on event VerifyDependencies (in: V) {
2:   // V is the set of received dependency vectors from accessed partitions
3:   for partition  $i$  in accessed partitions do
4:     for partition  $j$  in accessed partitions do
5:       if  $i == j$  then skip
6:       if  $V_{b_i}^{X_i}[X_j] > V_{b_j}^{X_j}.LCE$  then
7:         Unsatisfied_dependencies  $\leftarrow \langle X_j, V_{b_i}^{X_i}[X_j] \rangle$ 
8:       if Unsatisfied_dependencies is not empty then
9:         rot_second_round(unsatisfied_dependencies)
10: }
```

batch where t commits, it uses the CD vectors received in the prepared messages from Y and Z . For every reported CD vector V_j^Y , the algorithm performs a pairwise maximum operation with the current V_i^X . Eventually, the new CD vector V_i^X will be equal to the pairwise maximum of the CD vector of the previous batch and all the reported CD vectors of transactions in the committed segment. This new value of the CD vector represents all the direct and transitive dependencies resulting from committing the transactions in the committed segment.

4.3.4 Read-Only Transaction Protocol. The read-only transaction protocol discussed in this section is designed to guarantee serializability. The two rounds needed to perform a read-only transaction (in the worst case) ensure that the objects retrieved in the two rounds are always serializable. When a client issues a distributed read-only transaction, it sends a request to the leader of each accessed partition. The leader of each partition responds with the current values, and the most recent Merkle Tree information. The leader also sends the CD vector that corresponds to the returned Merkle Tree root. The client uses the returned CD vectors to decide whether the returned values are consistent across partitions as we show next.

Verifying Dependencies. The algorithm to verify dependencies (Algorithm 2) processes dependency vectors one by one. The client receives n dependency vectors (V in the algorithm) from n partition leaders, where n is the number of accessed partitions in the read-only transaction. (We use the notation $\mathcal{V}_{b_i}^{X_i}$ to denote the dependency vector of the i^{th} partition accessed by the read-only transaction.) For each dependency vector, the algorithm verifies dependencies to other accessed partitions. Specifically, when processing $\mathcal{V}_{b_i}^{X_i}$, the algorithm checks the dependencies to all other $n - 1$ partitions—hence, it checks $\mathcal{V}_{b_i}^{X_i}[X_j]$, for all $0 \leq j < n$ and $j \neq i$.

Each value $\mathcal{V}_{b_i}^{X_i}[X_j]$ is compared with the *Last Committed Epoch* (LCE) received from X_j . The LCE is the batch number that corresponds to the batch where the committed records in the received batch have prepared. If the LCE value is greater than or equal to $\mathcal{V}_{b_i}^{X_i}[X_j]$, then the dependency is satisfied, and the algorithm proceeds to check the next dependency. If not, then the dependency is flagged as unsatisfied and becomes part of the second-round of the read-only transaction algorithm.

Termination and the Second Round. After all the dependency vectors are checked, the algorithm terminates if all dependencies are satisfied. Otherwise, it starts the second round of the read-only transaction algorithm. In the second round, the algorithm asks explicitly for the missing dependencies. For example, if the dependency $\mathcal{V}_{b_i}^{X_i}[X_j]$ was not satisfied in the first round, the algorithm sends a request to the leader of partition X_j asking for batch number $\mathcal{V}_{b_i}^{X_i}[X_j]$. After all such batches are served, the algorithm terminates.

4.4 Properties of Read-Only Transactions

In this section, we discuss the correctness and data freshness guarantees of TransEdge.

Read-only Transaction Correctness. TransEdge guarantees serializability [12]. We extend the proof presented in Section 3.6. The intuition behind the proof is to show that read-only transactions do not introduce cycles in the serializability graph (SG) of any transaction execution history (history for short).

LEMMA 4.2. *For any two read-write transactions with a conflict $t_i \rightarrow t_j$, the CD vector of the batch that includes t_j , b_j^Y , includes the dependency to the batch that includes t_i , b_i^X as well as the dependencies of b_i^X .*

PROOF. This follows from the design where the CD vector is updated after preparing with the dependencies of all the shards that are involved in the transaction. \square

LEMMA 4.3. *For a sequence of read-write transaction conflicts $t_i \rightarrow \dots \rightarrow t_j$, the CD vector of the batch that includes t_j , b_j^Y , includes the dependency to the batch that includes t_i , b_i^X .*

PROOF. This is the case by applying Lemma 4.2 transitively. \square

LEMMA 4.4. *Given a serializability graph of a transaction history of TransEdge read-write transactions, adding the node and edges related to a read-only transaction t_r would not introduce any cycles.*

PROOF. We start with the serializability graph SG^{rw} which contains the read-write transactions only of a TransEdge execution. Given our discussion in Section 3.6, SG^{rw} contains no cycles. When adding t_r to SG^{rw} , we get the graph $SG_{+t_r}^{rw}$. In $SG_{+t_r}^{rw}$, a new node for t_r is added as well as conflict relations to other transactions. The following are the edges that are added for conflicts between t_r and other transactions in $SG_{+t_r}^{rw}$: (1) Write-read conflicts: these are conflicts that are added from a set of transactions T_{wr} that wrote objects that were read by t_r . (2) Read-write conflicts: these are conflicts that are added from t_r to a set of transactions T_{rw} that overwrote the values read by t_r .

We need to show that introducing these edges would not introduce a cycle to $SG_{+t_r}^{rw}$. We prove this by contradiction. Assume to the contrary that introducing the edges above leads to a cycle. This cycle would look like the following $t_r \rightarrow_{rw} t_{after-r} \rightarrow \dots \rightarrow t_{before-r} \rightarrow_{wr} t_r$. Note that such an introduced cycle must have this pattern where t_r is part of the new cycle (since cycles did not exist before), and where the edge emanating from t_r is a read-write edge and the edge coming into t_r is a write-read edge (this is because all the operations in t_r are read-only operations.)

From Lemma 4.3, since there is a sequence of conflicts from $t_{after-r}$ to $t_{before-r}$ this means that the CD vector of the batch containing $t_{before-r}$, b_i^X , contains a dependency to the batch containing $t_{after-r}$, b_j^Y . There are two cases:

- (1) the read from batch b_i^X (for $t_{before-r}$) was in the first round of the read-only transaction: in that case the client would have asked for batch b_j^Y since it is a dependency and the transaction would have read from $t_{after-r}$. This is a contradiction since as part of our starting assumption the conflict is from t_r to $t_{after-r}$.
- (2) the read from batch b_i^X (for $t_{before-r}$) was in the second round of the read-only transaction: this means that there is a read in t_r from a transaction t_k that triggered the second round read from $t_{before-r}$ (i.e., the CD vector of the batch containing t_k , b_k^K , has a dependency to b_i^X .) However, since TransEdge Algorithms includes the dependency to the batch in the conflict (e.g., from b_i^X) as well as that batch's dependencies (e.g., b_i^X 's dependency to b_j^Y), this means that b_i^X must have been part of the dependencies in the CD vector of b_k^K . In this case, the second round of read-only transactions should have also asked for b_k^K . This is a contradiction since t_k that is part of b_k^K is not part of the read response since in our starting assumption the conflict is from t_r to $t_{after-r}$. Therefore, we show that both cases lead to a contradiction proving that no cycles are introduced. \square

THEOREM 4.5. *TransEdge with both read-write and read-only transactions guarantee serializability.*

PROOF. Starting from a serializability graph (SG) of read-write transactions only, we know that SG is serializable from Section 3.6. Then, by Lemma 4.3 we know that adding a read-only transaction to SG would not lead to a conflict. Repeating this for every read-only transaction gets us to the serializability graph with all read-write and read-only transactions that includes no cycles. \square

4.4.1 Guarantee of two-round reads. TransEdge needs at most two rounds to produce a consistent read-only transaction response. We now prove that the responses received in the second round would not lead to further unsatisfied dependencies and therefore, there is never a need for a third round.

THEOREM 4.6. *In TransEdge, if there is a second round in the read-only transaction, then there will be no further dependencies and a third round is never needed.*

PROOF. Assume to the contrary that after receiving a batch b_i^X in the second round that there is an unsatisfied dependency in b_i^X that was not received in either the first or second rounds. This means that the CD vector of b_i^X contains a dependency to a batch b_j^Y that is not part of the response in the first or second rounds. However, consider batch b_k^Z which is the batch in the first round that had the missing dependency leading to needing to ask for b_i^X in the second round. Based on the TransEdge protocol, the dependencies of b_k^Z include all the dependencies of its dependents (since the pairwise max was taken when calculating the CD vector of b_k^Z). Therefore, b_j^Y is part of the dependencies of b_k^Z and if it was not part of the first round responses, then the client would have asked

for it in the second round. This is a contradiction since there is no need to ask for b_j^Y in a third round. \square

4.4.2 Freshness in TransEdge. The read-only transaction algorithm in TransEdge can guarantee consistency across a database snapshot. However, it cannot guarantee that the response from participating replicas always includes the latest updates.

Malicious participating replicas might return an old—albeit consistent—snapshot. A way to enforce a freshness guarantee is to add a timestamp to each batch that represents the time this snapshot committed. Although, there are many other ways to solve this problem we consider this orthogonal to the scope of this project. The leader includes a timestamp of the current time in the batch when it is sent to the other BFT replicas. The BFT replicas verify that the timestamp in the batch is within a window of time compared to their clock. (For example, a BFT replica r accepts a batch only if the timestamp of the batch is within 30 seconds of r 's clock.). This ensures that a malicious leader is restricted to a specific window when choosing the timestamp. Using these timestamps and the configured time window, the read-only clients can establish a guarantee on the freshness of the data. Note that such a guarantee would not ensure that the returned batch is the most recent one, but it ensures that the batch was committed within a recent time window.

5 EXPERIMENTAL EVALUATION

TransEdge uses BFT-SMaRt [13] as the BFT system to commit batches to the state-machine replication log within clusters. Therefore, we inherit the fault-tolerance and state-machine replication processes of BFT-SMaRt. We also compare the performance of TransEdge's read-only transactions with a coordination-based read-only transaction protocol. We term this system 2PC/BFT, and it aims to mimic how existing hierarchical BFT systems perform read-only operations [7–9, 25, 42] (see Section 3.5.) The 2PC/BFT system has the same structure as TransEdge, however, the system performs read-only transactions by coordinating with other leaders in other partitions via two-phase commit. This allows us to contrast the performance of read-only transactions in TransEdge with those executed in a coordination based system. We also compare Read-only transactions in TransEdge with Augustus[43], a BFT system that supports fast read-only transactions and has similar data partitioning system as TransEdge.

5.1 Experimental setup

Setup. To evaluate transactions in TransEdge we use 5 clusters with 7 replicas in each cluster. The 7 replicas in a cluster allows the cluster to support Byzantine faults of up to 2. Experiments are performed on ChameleonCloud[28] using Cascade Lake R machines with Xeon Gold 6240R processor, 192GB RAM, 96 Threads. Transaction workload is generated by 2 clients running 10 threads for read-only transactions and read-write transactions.

Data and Transaction Model. There are two main types of transactions that are evaluated in TransEdge: Read-write transactions and read-only transactions. Read-write transactions are of the following types: local write-only transactions, local read-write transactions, and distributed read-write transactions. Write-only and local read-write transactions are transactions that operate on

keys local to a cluster. Distributed read-write transactions need to be executed in coordination with other clusters as they contain operations performed on keys from other clusters. Read-only transactions read n unique keys from m clusters.

Each read-write transaction contains 5 read and 3 write operations distributed across 5 clusters. Each read-only transaction contains 5 read operations reading 1 key from each cluster.

Workload.

The workload to test the system contains 500k transactions. Total number of keys in the clusters is 1M. Keys are uniformly distributed across the clusters using hashing. Key and values used in the transactions have a size of 4 bytes and 256 bytes respectively. The workload generator is inspired by YCSB [17] and its transactional extensions [20]. The workload generator generates operations based on the provided ratios. A key for each operation is also picked randomly. Then, a group of operations are bundled into a transaction [20].

5.2 Experimental Results

Read-only transactions. We first present the results of experiments for read-only transactions—the main focus of this paper. The results measure the end-to-end latency of read-only transactions from the client’s side.

The results of the first set of experiments is shown in Figure 4. In it, we measure the read-only transaction latency of TransEdge and demonstrate how it outperforms read-only transactions that are performed as 2PC/BFT transactions. TransEdge outperforms 2PC/BFT by up to 24x when accessing two clusters and outperforms 2PC/BFT by 9x when accessing five clusters.

The reason for this performance difference is that running read-only transactions as regular transactions incurs overheads due to BFT agreement and 2PC coordination that are similar to read-write transactions. Read-only transactions executed as regular transactions require coordination among the nodes involved in the transaction. The cost of this coordination leads to a significant increase in latency of read-only transactions.

Figure 4 also shows that the latency increases as the number of clusters accessed by the read-only transactions increases. This is expected as the number of replicas that need to be involved in the 2PC process would involve more messages exchanged by the replicas. This is reflected in the graphs for latency of both TransEdge and 2PC/BFT read-only transactions. The average latency of the snapshot read-only transactions over 2PC/BFT is between 69-82ms when accessing more than one cluster. The latency is quite large when compared to the snapshot read-only transactions executed by TransEdge. The main reason for the large overhead in latency is due to the amount of coordination time that is needed to coordinate regular transactions as opposed to efficient snapshot read-only transactions in TransEdge.

Latency of read-only transaction rounds. Since read-only transactions have a maximum of two rounds, we perform experiments to measure how much each round contributes to the average latency of read-only transactions. In Figure 5, we show the latency of the first round of the read-only transactions as the light blue bar and show the additional latency of verifying and correcting the inconsistencies in the second round of execution as the orange

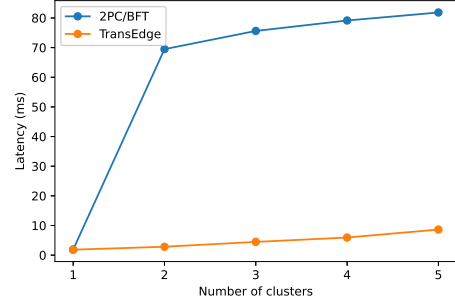


Figure 4: Comparison of average latency of read-only transactions executed over a 2PC/BFT system and TransEdge.

bar. Not all read-only transactions in TransEdge require round 2 and the orange bar in the figure computes the effective latency of round-2 communication in TransEdge. This is computed by multiplying the percentage of read-only transactions that require round-2 with the additional latency of round-2 execution.

We also compare the latency of read-only transactions in TransEdge with Augustus[43]. The latency of read-only transactions in Augustus are shown in the dark blue bar in figure 5. Figure 6 shows the corresponding comparison of throughput in TransEdge and Augustus. The improvement of read-only transactions in TransEdge over Augustus can be attributed to a lock-free and coordination-free execution of read-only transactions. This is seen in the higher throughput and lower latency in TransEdge when compared to Augustus when accessing a single cluster. A single cluster Read-only transaction refers to single partition data access. We see in both figures 5 and 6 that Augustus performs poorly even on single partition reads and the performance degrades with multipartition reads. Read-only transactions in TransEdge also do not interfere with read-write transaction execution and thus are not affected (or affect) read-write transaction execution. In order to test this hypothesis, we executed a series of long-running read-only transactions with a large set of keys in conjunction with read-write transactions. The results of this experiment are shown in figure 7. Figure 7 shows the effective latency of TransEdge read-only transactions which includes both round 1 and round 2 of the read-only transactions. TransEdge’s latency is a function of dependency computation as opposed to Augustus which uses shared locks as a mechanism to coordinate between different clusters. The advantage of TransEdge over Augustus is that TransEdge does not use locking thus ensuring that read-only transactions do not conflict with read-write transactions. This is shown in the percentage of Aborted transactions during the execution of long-running read-only transactions. The percentage of aborts caused due to conflicting read-only transactions in TransEdge is 0 and a comparison with Augustus is shown in Table 1. This does not mean that TransEdge read-write transactions do not abort as is shown in figure 13. These experiments show that main benefit of TransEdge comes from coordination-free execution of read-only transactions and this is visible in the increased throughput, lower latency and lower percentage of aborts. Figure 8 shows the impact of network latency on throughput of read-only transactions in TransEdge. The

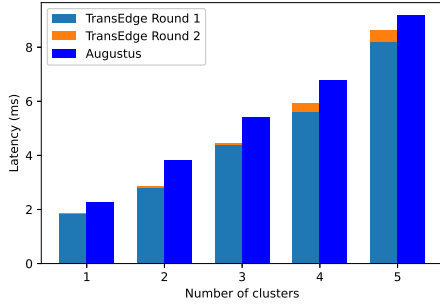


Figure 5: Comparison of average latency (in milliseconds) of read-only transactions in TransEdge and Augustus[43] when varying the number of clusters accessed.

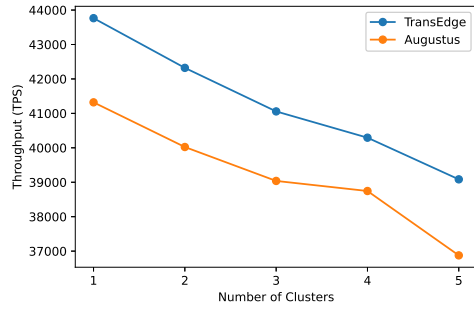


Figure 6: Comparison of average throughput (in transactions per second) of read-only transactions in TransEdge and Augustus[43]. The horizontal axis describes the number of clusters accessed by the read-only transactions.

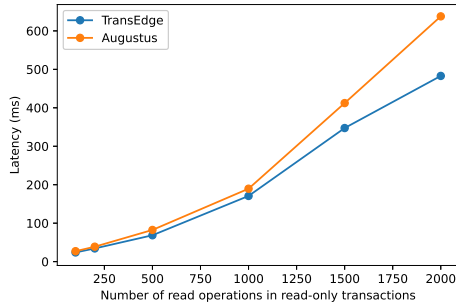


Figure 7: Comparison of average latency (in milliseconds) of long-running read-only transactions in TransEdge and Augustus[43]. main overhead of read-only transactions in TransEdge is the computation of consistency in read-only transaction keys using the dependency vector thus the drop in throughput is not as high as that of the read-write transactions seen in Figure 12.

Number of clusters	1	2	3	4	5
Augustus	0.8	1.3	2.15	3.4	4.27
TransEdge	0	0	0	0	0

Table 1: Comparison of aborts in read-write transactions in TransEdge and Augustus caused due to conflicting read-only transactions.

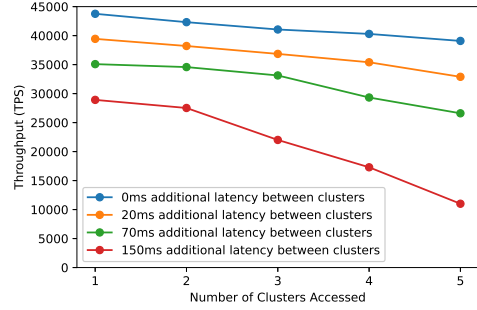


Figure 8: Variation in throughput of read-only transactions as the latency between clusters is increased.

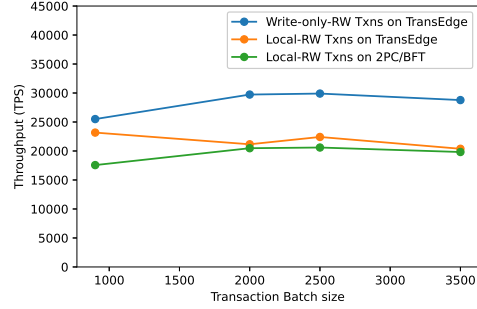


Figure 9: Average throughput of write-only, local read-write transactions on TransEdge and 2PC/BFT system.

Write-only and local read-write transactions. Figure 9 show the results of write-only and local read-write transaction workloads. TransEdge processes data in batches and the horizontal axis lists the batch size of transactions executed by the transaction processor. In figure 9, we observe that both types of transactions perform similarly. This is because both transaction types are local and undergo the same commitment pattern via the BFT process. Specifically, write-only and local read-write transactions reach their peak throughput of around 2000–2500 transactions per batch. However, write-only transactions perform slightly better than local read-write transactions as the number of batches grow. This is because read-write transactions require more coordination to guarantee serializability in the presence of read operations. Figure 9 also shows the average throughput of local read-write transactions in the 2PC/BFT system. The 2PC/BFT system performs similarly to TransEdge as they follow similar steps for commitment.

Distributed read-write transactions. We performed multiple experiments with distributed read-write transactions. Figures 10 and 11 are from experiments where we vary the number of read and write operations within the read-write transactions. Figure 13 and 12 are from an experiment where we add latency between clusters to simulate network latency between clusters. Figure 11 shows the average throughput of distributed read-write transactions. We notice that the throughput decreases as the data skew moves from read to write-intensive transactions. This is expected as the write-intensive transactions require more coordination between clusters. The range of the read and write operations in these experiments is selected to ensure that each transaction reads or writes some data on each participating cluster. In these figures, we notice that “ $R=5, W=1$ ”, essentially means local-read-write transactions. Thus,

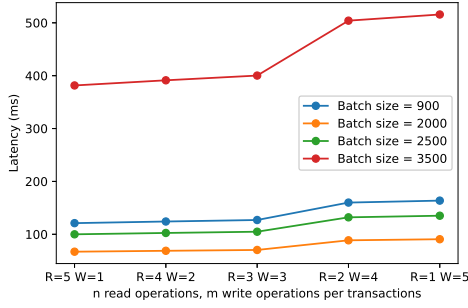


Figure 10: Average latency of distributed read-write transactions. The horizontal axis shows the variation of data skew within the transactions.

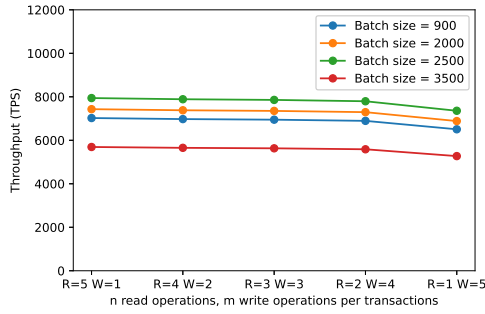


Figure 11: Average Throughput of distributed read-write transactions. The horizontal axis shows the variation of data skew within the transactions.

this experiment also provides insight into the cost of coordination in read-write transactions. The coordination cost is seen in figure 10. We notice the increase in latency as the operation skews towards write operations: meaning transactions access more clusters.

Figure 12 shows the variation in throughput as network latency between clusters increases. We change latency between clusters by 0, 20, 70, 150, 300, 500 milliseconds. This allows us to simulate geo-distributed participating nodes. We see that the throughput drops considerably as the network latency increases. This is due to the coordination-intensive 2PC used by TransEdge in executing distributed read-write transactions. Figure 13 shows the aborts that result as a consequence of the increase in network latency between clusters. Figure 14, shows the performance of mixed workload in where the read-write transactions are varied from a those affecting only a single cluster to a coordination-intensive workload. The graphs in figure14 show a much higher throughput for a workload affecting a single cluster (LRWT=100%, DRWT=0%). This is because this workload requires no coordination with any other cluster. The lowest throughput is seen in workload comprising 100% distributed read-write transactions(DRWT) as they pay a much higher cost of 2PC coordination.

Figure 15, shows the impact of changing the replica size to support multiple levels of Byzantine faults varying from $f = 1$ to $f = 3$, thus the number of replicas per cluster changes from 4 to 10 respectively. We notice that the smaller the number of replicas in a cluster the higher is the throughput. This is due to the reduced cost of intra-cluster coordination to execute read-write transactions.

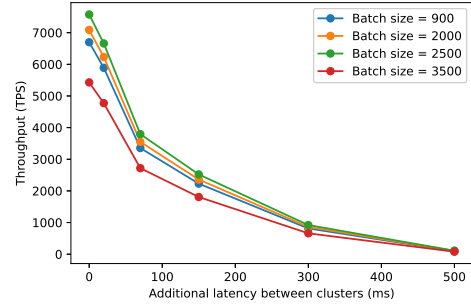


Figure 12: Average Throughput of distributed read-write transactions when additional network latency is added between clusters varying between 0ms to 500ms

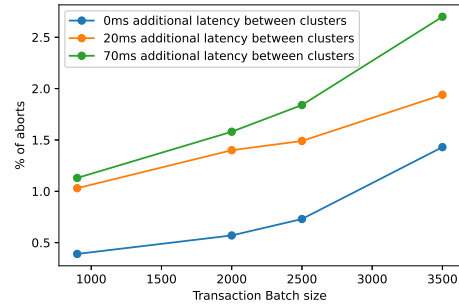


Figure 13: Percentage of aborts in read-write transactions in TransEdge.

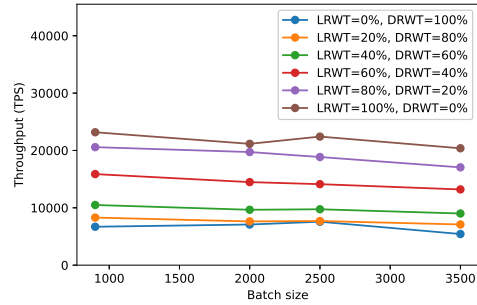


Figure 14: Variation in throughput when the ratio of Local read-write and Distributed read-write transactions is changed in the workload.

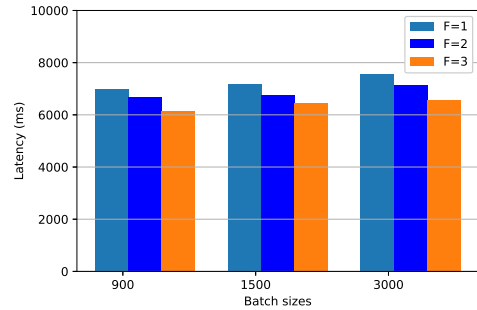


Figure 15: Variation in throughput when the replicas per cluster are increased.

6 RELATED WORK

6.1 Byzantine Agreement

The byzantine agreement problem was proposed in the early 1980s [33, 45]. A notable milestone since then has been the proposal of the PBFT protocol [16] that we build upon in this paper. In the decade following the publication of PBFT, there has been a resurgence of byzantine fault-tolerance protocols [5, 19, 30, 31]. Byzantine agreement is getting renewed interest due to its applications in blockchain technology [22, 24, 29, 37, 40, 41, 44]. Byzantine agreement is especially relevant for *permissioned blockchain* where the set of writers to the blockchain are known but potentially malicious. The interest in permissioned blockchain technologies is due to various data management applications, such as supply-chain management. This led to a number of permissioned blockchain systems [1–4, 10]. Because these are permissioned blockchain systems, they can use traditional byzantine agreement protocols as their agreement/consensus component.

In global-scale environments, where nodes are separated by wide-area latency, BFT systems incur significant overhead due to the many rounds of communication needed to commit a request. To overcome this, hierarchical BFT systems were proposed [8, 9, 25, 42]. TransEdge is closest to this body of work. Its contribution to hierarchical BFT systems is a design that is centered around providing efficient read-only transaction processing that is commit-free and non-interfering.

One of the design issues faced by hierarchical BFT systems is the grouping of nodes to form partitions. Mechanisms for nodes grouping depend on the use case and the considered system environment. These mechanisms are typically through manual administrator intervention, a placement/configuration protocol, or a distributed/decentralized membership mechanism. The goal of these grouping mechanisms is to ensure that no more than f malicious nodes can exist in each group. For system environments that are permissioned [9, 25, 26, 42], this is ensured by making each cluster have no more than f nodes that are independent. Independence here refers to the property that a failure (byzantine or otherwise) of one of the f nodes is not going to lead to the failure of another node in the cluster. Ensuring this is application specific and can be performed during setup by authenticating each permissioned participant. In open membership system environments, various methods can be used to select a group of nodes that probabilistically guarantees that no more than f malicious nodes are selected. This includes using reputation-based byzantine mechanisms [34, 49, 50] that can be utilized to select a grouping of nodes based on their past behavior (reputation). Another method utilizes randomized methods such as Verified Random Functions (VRF) [24, 39] where m nodes are randomly selected in a decentralized way from a larger pool of n nodes. These methods, however, need to be adapted to hierarchical latency-sensitive systems to balance the randomness of the grouping of nodes and the proximity of nodes in a cluster. Additionally, they need to be extended to enable selecting multiple clusters, one for each shard of the data.

6.2 Read-only Transactions

Read-only transactions have been a topic of interest for a long time [11, 23, 35, 36, 46]. TransEdge builds on these works to construct a consistent read-only transaction algorithm suited for byzantine fault-tolerant systems. Recently, there have been some advances to try to formalize the properties of read-only transactions [35, 36]. Most notable is the SNOW theorem [35] that allows us to reason about the properties of read-only transactions in a distributed system. The SNOW impossibility result does not allow a system to simultaneously support all the SNOW properties. TransEdge supports non-blocking read-only transactions, read-write transactions are conflict-serializable and TransEdge allows read-write transactions to coexist with read-only transactions. However, TransEdge does not support one-round read-only transactions as TransEdge requires two rounds in the worst case to execute consistent read-only transactions. What distinguishes TransEdge is its focus on a byzantine environment, where nodes can act maliciously. TransEdge provides mechanisms to ensure the authenticity of responses that involve the use of authenticated data structures that verifies the integrity of responses. Doing this by itself is insufficient as the performance overhead can be high. TransEdge extends these trusted mechanisms with dependency tracking to enable fast and efficient processing while maintaining the integrity of responses.

Augustus [43] is a system that deals with similar challenges to TransEdge: serializable transactions in a BFT environment and support of read-only transactions. However, Augustus uses shared locks for read-only transactions, causing read-only transactions to interfere with read-write transactions. TransEdge, on the other hand, does not use locks during read-only transactions and therefore ensures non-interference (in terms of conflicts) with read-write transactions. Augustus requires voting from participating replicas which adds to the overhead of read-only transactions. TransEdge requires the response from a single node per partition and does not need to involve other participants in the read-only transaction.

6.3 Trusted Transaction Processing

TransEdge’s trusted transaction processing gets inspiration from prior work in using Authenticated Data Structures (ADSs) [38] in transaction processing. ADSs are data structures that are capable of providing a proof of the authenticity of the stored data. ADSs have been used for databases as a solution to the problem of outsourcing databases to public cloud providers. Some of these solutions focus on query processing [51]. More related to TransEdge is usage of ADSs for trusted transaction processing [27]. Unlike prior work in ADSs for transaction processing, TransEdge tackles a different system model where the untrusted nodes are many edge nodes around the world instead of a node in the cloud. In terms of functionality, TransEdge supports updating the ADS through a set of untrusted nodes using BFT replication, whereas prior solutions rely on a trusted node that recomputes the Merkle tree (an infeasible design for TransEdge since a trusted node is not available.)

BlockchainDB[21] is another work that deals with building a scalable database on top of a blockchain layer. BlockchainDB supports eventual and sequential consistency as the system architecture does not support serializable transactional workloads. BlockchainDB allows clients to verify if the operation is executed on the blockchain.

This verification process requires querying the majority of the peers on the network. In TransEdge, the execution of read-write transactions ensures that signatures are shared across participating nodes and are part of the log. Thus, we enable single-round read verification however at the cost of storage resulting in a much faster verification process.

7 CONCLUSION

In this paper, we introduce TransEdge, a trusted distributed transaction processing protocols for Global-Edge Data Management (GEDM). TransEdge's main goal is to provide efficient support for snapshot read-only transactions. To this end, TransEdge builds on hierarchical BFT systems and extends them with dependency tracking mechanisms that are trusted. This involves redesigning hierarchical commit protocols and augmenting and managing meta-information such as dependency vectors and the use of Authenticated Data Structures (ADSs). Our evaluation shows that TransEdge can perform distributed read-only transactions efficiently and $9x - 24x$ faster than running them as regular transactions.

8 ACKNOWLEDGMENTS

This research is supported in part by the NSF under grant CNS-1815212 and a gift from Facebook.

REFERENCES

- [1] Chain. <http://chain.com/>.
- [2] Ethcore. Parity: next generation ethereum browser. <https://ethcore.io/parity.html>.
- [3] Quorum. <http://www.jpmorgan.com/global/Quorum>.
- [4] Ripple. <https://ripple.com>.
- [5] M. Abd-El-Malek, G. R. Ganger, G. R. Goodson, M. K. Reiter, and J. J. Wylie. Fault-scalable byzantine fault-tolerant services. *ACM SIGOPS Operating Systems Review*, 39(5):59–74, 2005.
- [6] D. Agrawal, A. J. Bernstein, P. Gupta, and S. Sengupta. Distributed optimistic concurrency control with reduced rollback. *Distributed Computing*, 2(1):45–59, 1987.
- [7] M. Al-Bassam, A. Sonnino, S. Bano, D. Hrycyszyn, and G. Danezis. Chainspace: A sharded smart contracts platform. *arXiv preprint arXiv:1708.03778*, 2017.
- [8] Y. Amir, C. Danilov, D. Dolev, J. Kirsch, J. Lane, C. Nita-Rotaru, J. Olsen, and D. Zage. Steward: Scaling byzantine fault-tolerant replication to wide area networks. *IEEE Transactions on Dependable and Secure Computing*, 7(1):80–93, 2010.
- [9] M. J. Amiri, D. Agrawal, and A. El Abbadi. Parblockchain: Leveraging transaction parallelism in permissioned blockchain systems. In *2019 IEEE 39th International Conference on Distributed Computing Systems (ICDCS)*, pages 1337–1347. IEEE, 2019.
- [10] E. Androulaki, A. Barger, V. Bortnikov, C. Cachin, K. Christidis, A. De Caro, D. Enyeart, C. Ferris, G. Laventman, Y. Manevich, et al. Hyperledger fabric: a distributed operating system for permissioned blockchains. *arXiv preprint arXiv:1801.10228*, 2018.
- [11] C. Berger, H. P. Reiser, and A. Bessani. Making reads in BFT state machine replication fast, linearizable, and live. *CoRR*, abs/2107.11144, 2021.
- [12] P. A. Bernstein, V. Hadzilacos, and N. Goodman. *Concurrency control and recovery in database systems*, volume 370. Addison-wesley Reading, 1987.
- [13] A. Bessani, J. Sousa, and E. E. P. Alchieri. State machine replication for the masses with bft-smart. In *2014 44th Annual IEEE/IFIP International Conference on Dependable Systems and Networks*, pages 355–362, 2014.
- [14] N. Bronson, Z. Amsden, G. Cabrera, P. Chakka, P. Dimov, H. Ding, J. Ferris, A. Giardullo, S. Kulkarni, H. Li, et al. {TAO}: Facebook's distributed data store for the social graph. In *2013 {USENIX} Annual Technical Conference ({USENIX} {ATC} 13)*, pages 49–60, 2013.
- [15] M. Castro, B. Liskov, et al. A correctness proof for a practical byzantine-fault-tolerant replication algorithm. Technical report, Technical Memo MIT/LCS/TM-590, MIT Laboratory for Computer Science, 1999.
- [16] M. Castro, B. Liskov, et al. Practical byzantine fault tolerance. In *OSDI*, volume 99, pages 173–186, 1999.
- [17] B. F. Cooper, A. Silberstein, E. Tam, R. Ramakrishnan, and R. Sears. Benchmarking cloud serving systems with ycsb. In *Proceedings of the 1st ACM Symposium on Cloud Computing*, SoCC '10, page 143–154, New York, NY, USA, 2010. Association for Computing Machinery.
- [18] J. Corbett et al. Spanner: Google's globally-distributed database. *OSDI*, 2012.
- [19] J. Cowling, D. Myers, B. Liskov, R. Rodrigues, and L. Shrira. Hq replication: A hybrid quorum protocol for byzantine fault tolerance. In *Proceedings of the 7th symposium on Operating systems design and implementation*, pages 177–190. USENIX Association, 2006.
- [20] S. Das, S. Nishimura, D. Agrawal, and A. El Abbadi. Albatross: Lightweight elasticity in shared storage databases for the cloud using live data migration. *Proceedings of the VLDB Endowment*, 4(8):494–505, 2011.
- [21] M. El-Hindi, C. Binnig, A. Arasu, D. Kossmann, and R. Ramamurthy. Blockchaindb: A shared database on blockchains. *Proc. VLDB Endow.*, 12(11):1597–1609, jul 2019.
- [22] I. Eyal, A. E. Gencer, E. G. Sirer, and R. Van Renesse. Bitcoin-ng: A scalable blockchain protocol. In *NSDI*, pages 45–59, 2016.
- [23] H. Garcia-Molina and G. Wiederhold. Read-only transactions in a distributed database. *ACM Trans. Database Syst.*, 7(2):209–234, June 1982.
- [24] Y. Gilad, R. Hemo, S. Micali, G. Vlachos, and N. Zeldovich. Algorand: Scaling byzantine agreements for cryptocurrencies. In *Proceedings of the 26th Symposium on Operating Systems Principles*, pages 51–68. ACM, 2017.
- [25] S. Gupta, S. Rahnama, J. Hellings, and M. Sadoghi. Resilientdb: Global scale resilient blockchain fabric. *Proceedings of the VLDB Endowment*, 13(6), 2020.
- [26] J. Hellings and M. Sadoghi. Byshard: Sharding in a byzantine environment. *Proceedings of the VLDB Endowment*, 14(11):2230–2243, 2021.
- [27] R. Jain and S. Prabhakar. Trustworthy data from untrusted databases. In *2013 IEEE 29th International Conference on Data Engineering (ICDE)*, pages 529–540. IEEE, 2013.
- [28] K. Keahey, J. Anderson, Z. Zhen, P. Riteau, P. Ruth, D. Stanzione, M. Cevik, J. Collier, H. S. Gunawi, C. Hammock, J. Mambretti, A. Barnes, F. Halbach, A. Rocha, and J. Stubbs. Lessons learned from the chameleon testbed. In *Proceedings of the 2020 USENIX Annual Technical Conference (USENIX ATC '20)*. USENIX Association, July 2020.
- [29] E. K. Kogias, P. Jovanovic, N. Gailly, I. Khoffi, L. Gasser, and B. Ford. Enhancing bitcoin security and performance with strong consistency via collective signing. In *25th USENIX Security Symposium (USENIX Security 16)*, pages 279–296, 2016.
- [30] R. Kotla, L. Alvisi, M. Dahlin, A. Clement, and E. Wong. Zyzzyva: speculative byzantine fault tolerance. In *ACM SIGOPS Operating Systems Review*, volume 41, pages 45–58. ACM, 2007.
- [31] R. Kotla and M. Dahlin. High throughput byzantine fault tolerance. In *Dependable Systems and Networks, 2004 International Conference on*, pages 575–584. IEEE, 2004.
- [32] H.-T. Kung and J. T. Robinson. On optimistic methods for concurrency control. *ACM Transactions on Database Systems (TODS)*, 6(2):213–226, 1981.
- [33] L. Lamport, R. Shostak, and M. Pease. The byzantine generals problem. *ACM Transactions on Programming Languages and Systems (TOPLAS)*, 4(3):382–401, 1982.
- [34] K. Lei, Q. Zhang, L. Xu, and Z. Qi. Reputation-based byzantine fault-tolerance for consortium blockchain. In *2018 IEEE 24th international conference on parallel and distributed systems (ICPADS)*, pages 604–611. IEEE, 2018.
- [35] H. Lu, C. Hodsdon, K. Ngo, S. Mu, and W. Lloyd. The SNOW theorem and latency-optimal read-only transactions. In *12th USENIX Symposium on Operating Systems Design and Implementation (OSDI 16)*, pages 135–150, Savannah, GA, Nov. 2016. USENIX Association.
- [36] H. Lu, S. Sen, and W. Lloyd. Performance-optimal read-only transactions. In *14th {USENIX} Symposium on Operating Systems Design and Implementation ({OSDI} 20)*, pages 333–349, 2020.
- [37] D. Mazieres. The stellar consensus protocol: A federated model for internet-level consensus. *Stellar Development Foundation*, 2015.
- [38] R. C. Merkle. Protocols for public key cryptosystems. In *1980 IEEE Symposium on Security and Privacy*, pages 122–122. IEEE, 1980.
- [39] S. Micali, M. Rabin, and S. Vadhan. Verifiable random functions. In *Foundations of Computer Science, 1999. 40th Annual Symposium on*, pages 120–130. IEEE, 1999.
- [40] A. Miller, Y. Xia, K. Croman, E. Shi, and D. Song. The honey badger of bft protocols. In *Proceedings of the 2016 ACM SIGSAC Conference on Computer and Communications Security*, pages 31–42. ACM, 2016.
- [41] S. Nakamoto. Bitcoin: A peer-to-peer electronic cash system. 2008.
- [42] F. Nawab and M. Sadoghi. Blockplane: A global-scale byzantizing middleware. In *2019 IEEE 35th International Conference on Data Engineering (ICDE)*, pages 124–135. IEEE, 2019.
- [43] R. Padilha and F. Pedone. Augustus: Scalable and robust storage for cloud applications. In *Proceedings of the 8th ACM European Conference on Computer Systems*, EuroSys '13, page 99–112, New York, NY, USA, 2013. Association for Computing Machinery.
- [44] R. Pass and E. Shi. Hybrid consensus: Efficient consensus in the permissionless model. In *LIPICs-Leibniz International Proceedings in Informatics*, volume 91. Schloss Dagstuhl-Leibniz-Zentrum fuer Informatik, 2017.
- [45] M. Pease, R. Shostak, and L. Lamport. Reaching agreement in the presence of faults. *Journal of the ACM (JACM)*, 27(2):228–234, 1980.

- [46] O. Satyanarayanan and D. Agrawal. Efficient execution of read-only transactions in replicated multiversion databases. *Knowledge and Data Engineering, IEEE Transactions on*, 5(5):859–871, 1993.
- [47] G. Schlageter. Optimistic methods for concurrency control in distributed database systems. In *Proceedings of the seventh international conference on Very Large Data Bases-Volume 7*, pages 125–130. VLDB Endowment, 1981.
- [48] G. Weikum and G. Vossen. *Transactional information systems: theory, algorithms, and the practice of concurrency control and recovery*. Elsevier, 2001.
- [49] X. Yuan, F. Luo, M. Z. Haider, Z. Chen, and Y. Li. Efficient byzantine consensus mechanism based on reputation in iot blockchain. *Wireless Communications and Mobile Computing*, 2021, 2021.
- [50] F. M. Zegers, M. T. Hale, J. M. Shea, and W. E. Dixon. Reputation-based event-triggered formation control and leader tracking with resilience to byzantine adversaries. In *2020 American Control Conference (ACC)*, pages 761–766. IEEE, 2020.
- [51] Y. Zhang, D. Genkin, J. Katz, D. Papadopoulos, and C. Papamanthou. vsql: Verifying arbitrary sql queries over dynamic outsourced databases. In *2017 IEEE Symposium on Security and Privacy (SP)*, pages 863–880. IEEE, 2017.