

Long-lived particle phenomenology in the 2HDM+ a model

Ulrich Haisch^a and Luc Schnell^{a,b}

^a*Max Planck Institute for Physics,
Föhringer Ring 6, 80805 München, Germany*

^b*Technische Universität München, Physik-Department,
James-Frank-Strasse 1, 85748 Garching, Germany*

E-mail: haisch@mpp.mpg.de, schnell@mpp.mpg.de

ABSTRACT: Higgs decays displaced from the primary interaction vertex represent a striking experimental signature that is actively searched for by the ATLAS, CMS and LHCb collaborations. We point out that signals of this type appear in the context of the 2HDM+ a model if the mixing angle θ of the two CP-odd weak spin-0 eigenstates is tiny and the dark matter (DM) sector is either decoupled or kinematically inaccessible. Utilising two suitable benchmark scenarios, we determine the constraints on the parameter space of the 2HDM+ a model that are set by the existing LHC searches for long-lived particles (LLPs) in Higgs decays. We find that depending on the precise mass spectrum of the spin-0 states, mixing angles θ in the ballpark of a few 10^{-8} to 10^{-5} can be excluded based on LHC Run II data. This finding emphasises the unique role that searches for displaced signatures can play in constraining the parameter space of the 2HDM+ a model. The ensuing DM phenomenology is also discussed. In particular, we show that parameter choices leading to an interesting LLP phenomenology can simultaneously explain the DM abundance observed in today's Universe.

Contents

1	Introduction	1
2	2HDM+a model primer	2
3	Parameter benchmarks	4
4	LLP constraints	6
5	Relic density	9
6	Conclusions	13

1 Introduction

The two-Higgs-doublet plus pseudoscalar model (2HDM+ a) [1–4] has by now established itself as a pillar of the LHC dark matter (DM) search programme [5–26]. It includes a DM candidate in the form of a Dirac fermion which is a singlet under the Standard Model (SM) gauge group, four 2HDM spin-0 states and an additional CP-odd mediator that is meant to provide the dominant portal between the dark and the visible sector. Since in models with pseudoscalar mediators the DM direct detection constraints are weaker compared to models with scalar mediators, the former models are more attractive from an astrophysical point of view since they often allow to reproduce the observed DM relic abundance in a wider parameter space and with less tuning. These features admit a host of missing transverse momentum (E_T^{miss}) and non- E_T^{miss} signatures in the 2HDM+ a model at colliders which can and have been consistently compared and combined. See for instance [20, 22, 27] for such combinations.

Beyond the SM (BSM) scenarios in which the hidden and the visible sectors are connected through a Higgs portal are also being actively probed for at colliders. One rather generic feature in such BSM models is the appearance of new electrically neutral long-lived particles (LLPs) that give rise to displaced vertex signatures in the LHC detectors — see for example [28–30] for detailed reviews of theoretical and experimental aspects of LLPs at the LHC. The main goal of this article is to point out that besides interesting prompt $E_{T,\text{miss}}$ and non- $E_{T,\text{miss}}$ signatures, the 2HDM+ a model can also have an attractive LLP phenomenology. In fact, in the 2HDM+ a model the role of the LLP is played by the additional pseudoscalar a , which depending on its mass can be pair produced efficiently in the decays of both the 125 GeV Higgs and the non-SM CP-even Higgs, i.e. $h \rightarrow aa$ and $H \rightarrow aa$. To illustrate the different facets of the LLP phenomenology in the 2HDM+ a model we identify two suitable parameter benchmarks. For these benchmark scenarios we determine the bounds on the mixing angle θ of the two CP-odd weak spin-0 eigenstates as a

function of the LLP mass that are set by the existing LHC searches for displaced Higgs decays [31–47]. It turns out that depending on the precise mass spectrum of the spin-0 states, mixing angles θ from around a few 10^{-8} to about 10^{-5} can be excluded with LHC Run II data. To the best of our knowledge, mixing angles θ in this range cannot be tested by any other means, which highlights the special role that LLPs searches play in constraining the parameter space of the 2HDM+ a model. In fact, as we will further demonstrate, parameter choices that lead to an interesting LLP phenomenology can in general also correctly predict the measured DM relic density. The regions of 2HDM+ a parameter space singled out in our article therefore deserve, in our humble opinion, dedicated experimental explorations in future LHC runs.

This work is structured as follows: in Section 2 we detail the theoretical ingredients that are relevant in the context of this article. Our general findings concerning the LLP phenomenology in the 2HDM+ a model will be illustrated in Section 3 by considering two suitable parameter benchmark scenarios as examples. For these two benchmark choices we derive in Section 4 the constraints that the existing LHC searches for LLPs in displaced Higgs decays place on the 2HDM+ a parameter space. In Section 5 we discuss the resulting DM phenomenology. Section 6 concludes our work.

2 2HDM+ a model primer

In order to understand under which circumstances the additional pseudoscalar a in the 2HDM+ a model can be an LLP it is useful to recall its partial decay modes — further details on the structure of the 2HDM+ a model can be found for instance in [4, 9]. In the alignment limit, i.e. $\cos(\beta - \alpha) = 0$, and choosing for concreteness the Yukawa sector of the 2HDM+ a model to be of type-II, one has at tree level

$$\begin{aligned}\Gamma(a \rightarrow \chi\bar{\chi}) &= \frac{y_\chi^2}{8\pi} m_a \sqrt{1 - \frac{4m_\chi^2}{m_a^2}} \cos^2 \theta, \\ \Gamma(a \rightarrow f\bar{f}) &= \frac{N_c^f \eta_f^2 y_f^2}{16\pi} m_a \sqrt{1 - \frac{4m_f^2}{m_a^2}} \sin^2 \theta.\end{aligned}\tag{2.1}$$

At the one-loop level the pseudoscalar a can also decay to gauge bosons. The largest partial decay width is the one to gluon pairs. It takes the form

$$\Gamma(a \rightarrow gg) = \frac{\alpha_s^2}{32\pi^3 v^2} m_a^3 \left| \sum_{q=t,b,c} \eta_q f\left(\frac{4m_q^2}{m_a^2}\right) \right|^2 \sin^2 \theta,\tag{2.2}$$

with

$$f(z) = z \arctan^2\left(\frac{1}{\sqrt{z-1}}\right).\tag{2.3}$$

Here m_a is the mass of the pseudoscalar a , m_χ is the mass of the DM particle, y_χ is the Yukawa coupling of the pseudoscalar a to a pair of DM particles and $\sin\theta$ quantifies the mixing of the two CP-odd weak spin-0 eigenstates. Furthermore, $N_c^q = 3$, $N_c^l = 1$,

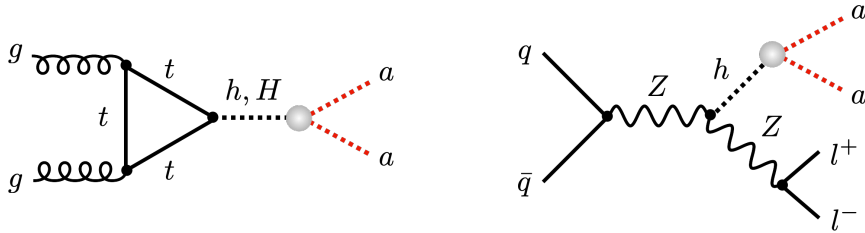


Figure 1. Examples of tree-level Feynman diagrams representing $pp \rightarrow aa$ production via gluon-gluon-fusion (ggF) Higgs production (left) and $pp \rightarrow l^+l^-aa$ production in associated Zh production (right) in the 2HDM+ a model. The possible decay modes of the pseudoscalar a are not shown. Consult the text for further details.

$\eta_u = \cot \beta$, $\eta_d = \tan \beta$, $\eta_l = \tan \beta$ and $y_f = \sqrt{2}m_f/v$ with m_f the mass of the relevant SM fermion, $v \simeq 246$ GeV the Higgs vacuum expectation value (VEV) and α_s the strong coupling constant. From the analytic expressions (2.1) and (2.2) it is evident that the pseudoscalar a can only be long-lived if $\sin \theta$ is sufficiently small, i.e. $\sin \theta \rightarrow 0$, and decays to DM are strongly suppressed/absent which can be achieved either via decoupling, i.e. $y_\chi \rightarrow 0$, or by forbidding the process kinematically, i.e. $m_\chi > m_a/2$.

Given the strong suppression of the couplings of the pseudoscalar a to SM fermions in the limit $\sin \theta \rightarrow 0$, the only possibility to produce a long-lived a is via the decay of heavier spin-0 state ϕ into a pair of such pseudoscalars. In the case that the scalar potential is CP conserving the ϕ has to be a CP-even state which implies that in the 2HDM+ a model one can have both decays of the 125 GeV Higgs h and the heavy CP-even Higgs H . The corresponding partial decay widths can be written as

$$\Gamma(\phi \rightarrow aa) = \frac{g_{\phi aa}^2}{32\pi} m_\phi \sqrt{1 - \frac{4m_a^2}{m_\phi^2}}, \quad (2.4)$$

with $\phi = h, H$. For $\sin \theta \simeq 0$ the relevant trilinear couplings are given by [4]

$$\begin{aligned} g_{haa} &\simeq -\frac{2v}{m_h} (\lambda_{P1} \cos^2 \beta + \lambda_{P2} \sin^2 \beta), \\ g_{Haa} &\simeq \frac{v}{m_H} \sin(2\beta) (\lambda_{P1} - \lambda_{P2}), \end{aligned} \quad (2.5)$$

where $m_h \simeq 125$ GeV is the mass of the SM-like Higgs, while λ_{P1} and λ_{P2} are the quartic couplings that appear in the 2HDM+ a scalar potential as follows $P^2(\lambda_{P1} H_1^\dagger H_1 + \lambda_{P2} H_2^\dagger H_2)$ (see for example [4, 9] for the complete expression of the scalar potential). Here P denotes the additional pseudoscalar in the weak eigenstate basis which satisfies $P \simeq a$ for $\sin \theta \simeq 0$.

The trilinear couplings entering (2.5) can be constrained phenomenologically. In the case of g_{haa} one can require that the partial decay width $\Gamma(h \rightarrow aa)$ does not exceed the total decay width Γ_h of the 125 GeV Higgs as measured directly at the LHC. For $m_a \ll m_h$ this leads to the inequality [22]

$$|g_{haa}| \lesssim \sqrt{\frac{32\pi\Gamma_h}{m_h}} \simeq 0.94, \quad (2.6)$$

where in the last step we have employed the latest 95% confidence level (CL) bound of $\Gamma_h < 1.1 \text{ GeV}$ that follows from the direct LHC measurements of the total SM-like Higgs width [48, 49]. Inserting the first expression of (2.5) into (2.6) then leads to the following relation

$$|\lambda_{P1} \cos^2 \beta + \lambda_{P2} \sin^2 \beta| \lesssim 0.24. \quad (2.7)$$

In the case of g_{Haa} one obtains in a similar fashion

$$|g_{Haa}| \lesssim \sqrt{\frac{32\pi\Gamma_H}{m_H}} \simeq 3.2, \quad (2.8)$$

where in the final step we have set the ratio between the total decay width and the mass of the heavy Higgs to $\Gamma_H/m_H = 10\%$. This choice is motivated by the observation that for significantly larger ratios different treatments of the H propagator lead to notable changes in the heavy Higgs production cross section and thus the LLP signal compared to the case of a Breit-Wigner propagator with fixed width. Combining the second relation in (2.5) with (2.8) it then follows that

$$\left| \frac{v}{m_H} \sin(2\beta) (\lambda_{P1} - \lambda_{P2}) \right| \lesssim 3.2. \quad (2.9)$$

The above discussion should have shown that in the limit $\sin \theta \rightarrow 0$, an LLP signature can arise in the 2HDM+ a model from h or H production followed by the decay of the intermediate Higgs to a pair of pseudoscalars. Representative tree-level graphs showing $pp \rightarrow aa$ production in ggF Higgs production (left) and $pp \rightarrow l^+l^-aa$ production in associated Higgs production (right) that appear in the 2HDM+ a model can be found in Figure 1. Notice that in the former case both the 125 GeV Higgs and the heavy CP-even Higgs contribute in the alignment limit. This is not the case for the latter process as the HZZ vertex vanishes identically in the limit $\cos(\beta - \alpha) \rightarrow 0$.

3 Parameter benchmarks

Besides the phenomenological bounds (2.7) and (2.9) that constrain the sizes of the couplings λ_{P1} and λ_{P2} , the requirement for the scalar potential to be bounded from below also restricts the quartic couplings as well as other parameters of the 2HDM+ a model. Assuming that $\lambda_{P1}, \lambda_{P2} > 0$ and that $\sin \theta \simeq 0$, one finds two bounded from below conditions that take the form [9]

$$\lambda_3 > 2\lambda, \quad \lambda_3 \gtrsim -2\lambda \cot^2(2\beta). \quad (3.1)$$

Here the parameter λ_3 denotes the usual quartic coupling from the 2HDM scalar potential and $\lambda = m_h^2/(2v^2) \simeq 0.13$ is the cubic SM Higgs self-coupling. In order to fulfill these relations and to avoid the tight constraints from Higgs and electroweak precision physics, we make the following common parameter choices

$$\lambda_3 = 0.3, \quad \cos(\beta - \alpha) = 0, \quad \tan \beta = 1, \quad m_H = m_A = m_{H^\pm}, \quad y_\chi = 1. \quad (3.2)$$

We furthermore employ a Yukawa sector of type-II throughout this work.

The first 2HDM+ a benchmark scenario that we will study as an example to illustrate the possible LLP phenomenology in the 2HDM+ a model is:

$$\{\lambda_{P1}, \lambda_{P2}, m_\chi\} = \{2 \cdot 10^{-3}, 2 \cdot 10^{-3}, 170 \text{ GeV}\}, \quad (\text{benchmark I}). \quad (3.3)$$

We furthermore treat $\sin\theta$ and m_a as free parameters but require that $m_a < m_h/2$ so that the LLP can be pair produced in the decay of the 125 GeV Higgs boson. The precise value of the common heavy Higgs mass is irrelevant in such a situation and we simply set it to $m_H = 600 \text{ GeV}$ in benchmark I. Notice that the quartic couplings λ_{P1} and λ_{P2} have been chosen such that the constraint (2.7) is easily fulfilled. In fact, in the limit $m_a \rightarrow 0$ the benchmark I parameter choices imply

$$\Gamma_h = 4.15 \text{ MeV}, \quad (3.4)$$

a value that is very close to the SM prediction of $\Gamma_h^{\text{SM}} = 4.07 \text{ MeV}$ [50]. The corresponding $h \rightarrow aa$ branching ratio is

$$\text{BR}(h \rightarrow aa) = 1.9\%. \quad (3.5)$$

The proper decay length of the pseudoscalar a for masses in the range $m_a \in [20, 60] \text{ GeV}$ can be approximated by

$$\frac{c\tau_a}{\text{m}} \simeq 4.8 \cdot 10^{-12} \left(\frac{\text{GeV}}{m_a}\right)^{0.9} \frac{1}{\sin^2\theta}, \quad (3.6)$$

which means that for

$$\sin\theta \simeq 4.2 \cdot 10^{-7}, \quad (3.7)$$

a pseudoscalar of $m_a = 40 \text{ GeV}$ has a proper decay length of around 1m. The result (3.6) includes higher-order QCD corrections employing the formulas presented in Appendix A of the paper [51] as implemented in [52]. Also notice that for the choices (3.3) and assuming that $\sin\theta \simeq 0$, the additional 2HDM Higgses are all narrow, i.e. $\Gamma_H/m_H \simeq 2\%$, $\Gamma_A/m_A \simeq 4\%$ and $\Gamma_{H^\pm}/m_{H^\pm} \simeq 4\%$, with $\text{BR}(H \rightarrow t\bar{t}) \simeq 100\%$, $\text{BR}(A \rightarrow t\bar{t}) \simeq 100\%$ and $\text{BR}(H^\pm \rightarrow tb) \simeq 100\%$.

In our second 2HDM+ a benchmark scenario that leads to an interesting LLP phenomenology, we consider the following parameter choices

$$\{\lambda_{P1}, \lambda_{P2}, m_\chi\} = \{3, 0, 770 \text{ GeV}\}, \quad (\text{benchmark II}). \quad (3.8)$$

The parameters $\sin\theta$, m_H and m_a are instead treated as input with the requirements that $m_a > m_h/2$ and $m_a < m_H/2$ so that the LLP can only be pair produced in the decay $H \rightarrow aa$ of the heavy CP-even Higgs boson H . Notice that the values λ_{P1} and λ_{P2} in (3.8) satisfy the constraint (2.9). Taking for example $m_H = 600 \text{ GeV}$ and $m_a = 150 \text{ GeV}$, the total decay width of the heavy CP-even Higgs is given by

$$\Gamma_H = 22 \text{ GeV}, \quad (3.9)$$

which implies that $\Gamma_H/m_H = 3.7\%$. The corresponding branching ratios are

$$\text{BR}(H \rightarrow aa) = 35\%, \quad \text{BR}(H \rightarrow t\bar{t}) = 65\%, \quad (3.10)$$

meaning that the decays of the heavy Higgs to two LLPs does not have the largest branching ratio but that di-top decays are more frequent. Notice that given the structure of the trilinear coupling g_{Haa} in (2.5) this feature will be even more pronounced for heavier CP-even Higgs bosons H . In the range $m_a \in [100, 300]$ GeV, the proper decay length of the pseudoscalar a is approximately given by

$$\frac{c\tau_a}{\text{m}} \simeq 1.2 \cdot 10^{-10} \left(\frac{\text{GeV}}{m_a} \right)^{1.6} \frac{1}{\sin^2 \theta}, \quad (3.11)$$

where again the results of [51, 52] have been used. It follows that for

$$\sin \theta \simeq 2.1 \cdot 10^{-7}, \quad (3.12)$$

a pseudoscalar of $m_a = 150$ GeV has a proper decay length of about 1m. Notice finally that in the case of (3.3) with $\sin \theta \simeq 0$, one has $\Gamma_A/m_A \simeq 4\%$ and $\Gamma_{H^\pm}/m_{H^\pm} \simeq 4\%$ with $\text{BR}(A \rightarrow t\bar{t}) \simeq 100\%$ and $\text{BR}(H^\pm \rightarrow tb) \simeq 100\%$.

4 LLP constraints

At the LHC, searches for displaced Higgs boson decays into LLPs have been carried out by the ATLAS, CMS and LHCb collaborations in different final states, covering proper decay lengths from around 10^{-3} m to 10^3 m [31–47]. The LLP mean decay length determines the search strategies and reconstruction techniques that are employed — see for instance Section 5 of the review [20] for comprehensive descriptions of the details of the experimental techniques employed in LHC LLP searches.

We first consider the 2HDM+ a benchmark I scenario (3.3) with $m_a < m_h/2$. In this case the pseudoscalar a can be pair produced in the decay of the 125 GeV Higgs boson. Depending on whether the mass of the a is below or above the bottom-quark threshold, the dominant decay modes of the pseudoscalar are $\text{BR}(a \rightarrow c\bar{c}) \simeq 53\%$, $\text{BR}(a \rightarrow \tau^+\tau^-) \simeq 38\%$ and $\text{BR}(a \rightarrow gg) \simeq 10\%$ or $\text{BR}(a \rightarrow b\bar{b}) \simeq 85\%$, $\text{BR}(a \rightarrow c\bar{c}) \simeq 4\%$, $\text{BR}(a \rightarrow \tau^+\tau^-) \simeq 7\%$ and $\text{BR}(a \rightarrow gg) \simeq 3\%$, respectively. LLP searches that target pseudoscalar pair production in ggF Higgs or associated Zh production (cf. Figure 1) leading to multi-jet or four-bottom final states therefore provide the most stringent constraints. Looking for displaced leptons instead leads to significantly weaker restrictions because of the small leptonic branching ratios.

In Figure 2 we show an assortment of LLP constraints in the m_a – $\sin \theta$ plane that apply in the case of (3.3). All limits result from LHC searches that consider ggF Higgs production. The dotted red exclusion corresponds to the search [34] that considers displaced hadronic jets in the ATLAS calorimeter (CM) and the muon spectrometer (MS) [33], while the dotted blue constraint instead results from the ATLAS search [35] that utilises the inner detector (ID) and the MS. These searches use up to 36 fb^{-1} and 33 fb^{-1} of $\sqrt{s} = 13$ TeV data, respectively. The dotted green (purple) lines represent an upgrade of the MS (CM) search strategy to 139 fb^{-1} of luminosity collected in LHC Run II. The corresponding limits are reported in the ATLAS publication [43] and [44], respectively. The dashed yellow contour is finally the exclusion that derives from the CMS search [38] which employs the

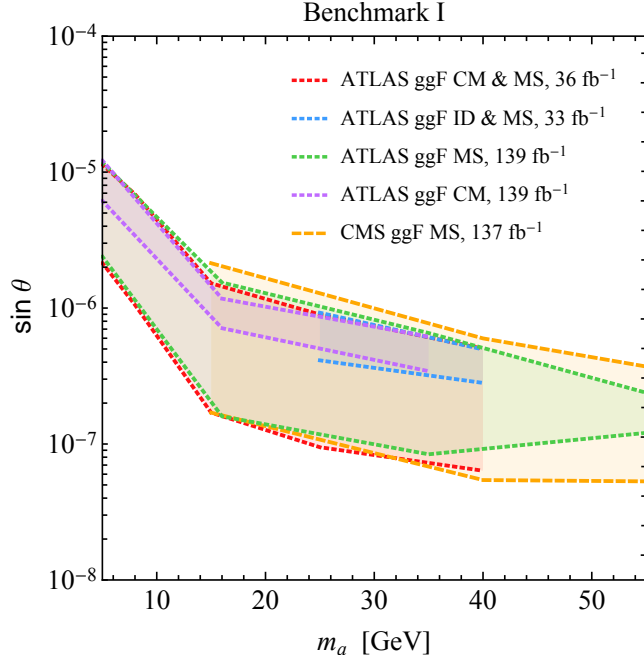


Figure 2. 95% CL exclusion regions in the m_a - $\sin\theta$ plane for the 2HDM+ a benchmark I scenario (3.3). The dotted red, blue, green and purple lines correspond to the limits following from the ATLAS searches [33, 34], [35], [43] and [44], respectively. The dashed yellow curves instead represent the bound that arises from the CMS search [38]. The parameter space between the lines is disfavoured. See main text for further details.

muon endcap and 137 fb^{-1} of $\sqrt{s} = 13\text{ TeV}$ data. From the figure it is evident that in the 2HDM+ a benchmark I scenario the existing LHC searches for displaced Higgs decays to hadronic jets allow to exclude values of $\sin\theta$ between around 10^{-7} and 10^{-5} with the exact bound depending on the mass of the pseudoscalar a . The excluded parameter space corresponds to proper decay lengths $c\tau_a$ in the range from around 59m to 0.08m. Notice that given the smallness of the $h \rightarrow aa$ branching ratio (cf. (3.5)), our benchmark I scenario easily evades the present bounds on the undetected or invisible branching ratios of the 125 GeV Higgs [53] that amount to 19% and 9%, respectively. In fact, even a possible future high-luminosity LHC (HL-LHC) upper limit on the invisible branching ratio of the SM-like Higgs of $\text{BR}(h \rightarrow \text{invisible}) < 2.5\%$ [54] would not be stringent enough to test (3.3) indirectly. This feature underlines the special role that LLP searches for displaced Higgs decays can play in testing 2HDM+ a models with mixing angles θ close to zero.

Let us now turn our attention to the benchmark II scenario (3.8). In this case the parameters are chosen such that an LLP signal may arise from the prompt decay of the heavy CP-even Higgs, i.e $H \rightarrow aa$, followed by the displaced decays of the pseudoscalars to a pair of SM fermions $a \rightarrow f\bar{f}$ or gluons $a \rightarrow gg$. Given our choice of Yukawa sector and $\tan\beta$, the a dominantly decays to the heaviest SM fermion, which means that depending on the precise value of its mass either $a \rightarrow b\bar{b}$ or $a \rightarrow t\bar{t}$ provide the largest rate. To illustrate these two possibilities we consider in benchmark II the mass combination $m_H = 600\text{ GeV}$

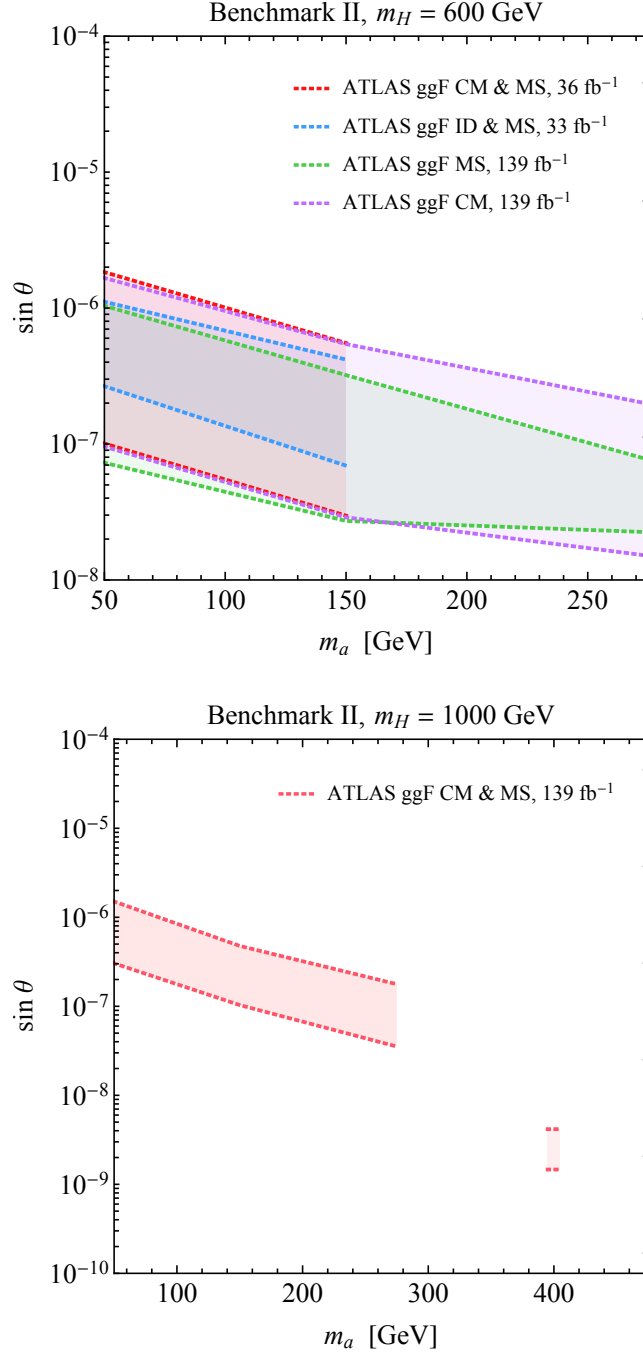


Figure 3. As Figure 2 but for the two 2HDM+ a benchmark II scenarios (3.8). The upper (lower) panel depicts the results for $m_H = 600$ GeV ($m_H = 1000$ GeV). The dotted red, blue, green and purple lines in the upper panel correspond to the bounds following from [33, 34], [35], [43] and [44], respectively. The dotted red exclusion in the lower panel instead represents the combination of the ATLAS searches [33, 34, 43, 44]. The shaded parameter regions are disfavoured. Further explanations can be found in the main text.

with $m_a \in [50, 275]$ GeV as well as $m_H = 1000$ GeV with $m_a \in [50, 475]$ GeV. At a centre-of-mass energy of $\sqrt{s} = 13$ TeV the relevant inclusive heavy Higgs production cross sections are $\sigma(pp \rightarrow H) \simeq 2.0$ pb and $\sigma(pp \rightarrow H) \simeq 0.12$ pb [55], respectively. Notice that in the first case and assuming $m_a = 150$ GeV, the heavy Higgs branching ratios (3.10) as well as $\text{BR}(a \rightarrow b\bar{b}) \simeq 62\%$, $\text{BR}(a \rightarrow c\bar{c}) \simeq 3\%$, $\text{BR}(a \rightarrow \tau^+\tau^-) \simeq 7\%$ and $\text{BR}(a \rightarrow gg) \simeq 28\%$ apply. In the second case, one has instead $\text{BR}(H \rightarrow aa) \simeq 9\%$, $\text{BR}(H \rightarrow t\bar{t}) \simeq 91\%$ and $\text{BR}(a \rightarrow t\bar{t}) \simeq 100\%$ for $m_a = 400$ GeV.

In the upper panel of Figure 3 we display the relevant 95% CL exclusion regions in the m_a - $\sin\theta$ plane that apply in the case of the 2HDM+ a benchmark II scenario with $m_H = 600$ GeV. One observes that taken together the ATLAS searches [33–35, 43, 44] allow to exclude $\sin\theta$ values between $2 \cdot 10^{-8}$ and $2 \cdot 10^{-6}$. The corresponding proper decay lengths $c\tau_a$ range from 53m to 0.04m. The lower plot in Figure 3 shows the limits on $\sin\theta$ that a combination of the four ATLAS searches [33, 34, 43, 44] allow to set in the 2HDM+ a benchmark II scenario (3.8) assuming $m_H = 1000$ GeV. One observes that the existing LLP searches can exclude mixing angles for the mass points $m_a = 50$ GeV, 150 GeV, 275 GeV and 400 GeV, while the 2HDM+ a realisation with $m_a = 475$ GeV remains untested at present. For pseudoscalar masses below the top-quark threshold, $\sin\theta$ values between around $4 \cdot 10^{-8}$ and $2 \cdot 10^{-6}$ are excluded, whereas for $m_a = 400$ GeV mixing parameters in the range of about $4 \cdot 10^{-9}$ and $1 \cdot 10^{-9}$ are disfavoured. The excluded parameter space corresponds to $c\tau_a$ values ranging from around 9.7m to 0.06m. Notice that the order of magnitude improvement of the constraint on $\sin\theta$ from the point $m_a = 275$ GeV to $m_a = 400$ GeV is readily understood by recalling that in the former case one has $\Gamma_a \simeq 16 \text{ MeV} \sin^2\theta$, while in the latter case $\Gamma_a \simeq 12 \text{ GeV} \sin^2\theta$ as a result of the open $a \rightarrow t\bar{t}$ channel. We add that improving the limits [43, 44] by a factor of four would allow to probe our 2HDM+ a benchmark II scenario for $m_H = 1000$ GeV and $m_a = 475$ GeV. A final remark concerns the possibility to search for the heavy CP-even Higgs in the processes $pp \rightarrow H \rightarrow t\bar{t}$ or $pp \rightarrow t\bar{t}H \rightarrow 4t$. While LHC searches for spin-0 resonances in both di-top [56–58] and four-top production [59–62] have been performed, it turns out that the existing searches do not provide any bound on our 2HDM+ a benchmark II model for both $m_H = 600$ GeV and $m_H = 1000$ GeV in the m_a ranges considered in Figure 3. This finding again stresses the unique role that LLPs searches can play in the 2HDM+ a model in constraining the parameter space.

5 Relic density

In order to understand the physics of standard thermal relic freeze-out in 2HDM+ a realisations with $\sin\theta \simeq 0$, we first write the cross section for annihilation of DM into a final state X as

$$\sigma(\chi\bar{\chi} \rightarrow X) v_{\text{rel}} = \sigma_X^0 + \sigma_X^1 v_{\text{rel}}^2, \quad (5.1)$$

where v_{rel} is the relative velocity of the DM pair and the coefficient σ_X^0 (σ_X^1) describes the s -wave (p -wave) contribution.

In the alignment limit, the possible DM annihilation channels involving a pseudoscalar a are $\chi\bar{\chi} \rightarrow a \rightarrow f\bar{f}$, $\chi\bar{\chi} \rightarrow a \rightarrow ZH$, $\chi\bar{\chi} \rightarrow a \rightarrow ah$ and $\chi\bar{\chi} \rightarrow a \rightarrow aH$ for what concerns

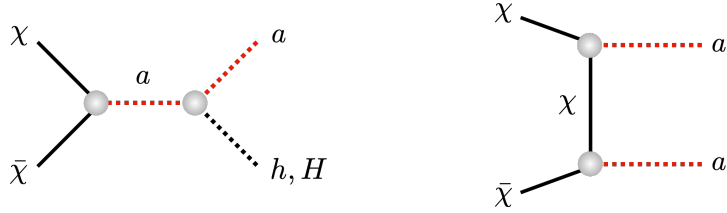


Figure 4. Feynman diagrams that lead to DM annihilation via $\chi\bar{\chi} \rightarrow ah$ or $\chi\bar{\chi} \rightarrow aH$ (left) and $\chi\bar{\chi} \rightarrow aa$ in the 2HDM+ a model. The possible decay modes of the pseudoscalar a , the SM-like Higgs h and the heavy CP-even Higgs H are not shown. Further details are given in the main text.

s -channel processes and $\chi\bar{\chi} \rightarrow aa$ with DM exchange in the t -channel (cf. also [9]). The annihilation cross sections (5.1) of the former two reactions are, however, proportional to $\sin^2 \theta$ making them numerically irrelevant in the limit $\sin \theta \rightarrow 0$ unless $m_a = m_\chi/2$. Such highly tuned solutions to the DM miracle will not be considered in what follows. Similarly, all DM annihilation contributions involving the exchange of a heavy pseudoscalar A are suppressed by at least two powers of the sine of the mixing angle θ , so that only the processes depicted in Figure 4 are relevant for the calculation of the DM abundance in the context of this work.

The annihilation process $\chi\bar{\chi} \rightarrow a \rightarrow ah$ proceeds via s -wave and we find for the corresponding coefficient the following analytic result

$$\sigma_{ah}^0 = \frac{y_\chi^2 g_{haa}^2 \cos^2 \theta}{32\pi} \sqrt{1 - \frac{(m_h + m_a)^2}{4m_\chi^2}} \sqrt{1 - \frac{(m_h - m_a)^2}{4m_\chi^2}} \frac{v^2}{(m_a^2 - 4m_\chi^2)^2 + m_a^2 \Gamma_a^2}, \quad (5.2)$$

where the expression for g_{haa} in the limit $\sin \theta \rightarrow 0$ can be found in the first line of (2.5) and Γ_a denotes the total decay width of the pseudoscalar a . Since $\sigma_{ah}^0 \neq 0$ we ignore the p -wave coefficient σ_{ah}^1 below by setting it to zero. The result for the s -wave coefficient σ_{aH}^0 describing DM annihilation through $\chi\bar{\chi} \rightarrow a \rightarrow aH$ is simply obtained from (5.2) by the replacements $g_{haa} \rightarrow g_{Haa}$ and $m_h \rightarrow m_H$.

In the case of $\chi\bar{\chi} \rightarrow aa$ the annihilation cross section is instead p -wave suppressed (see [63] for the calculation of the t -channel contribution in the simplified pseudoscalar DM model) and the corresponding expansion coefficients take the form $\sigma_{aa}^0 = 0$ and

$$\sigma_{aa}^1 = \frac{y_\chi^4 \cos^4 \theta}{24\pi} \sqrt{1 - \frac{m_a^2}{m_\chi^2}} \frac{m_\chi^2 (m_a^2 - m_\chi^2)^2}{(m_a^2 - 2m_\chi^2)^4}. \quad (5.3)$$

Using the velocity expansion (5.1) the DM relic density after freeze-out can be approximated by

$$\frac{\Omega h^2}{0.12} \simeq \frac{1.6 \cdot 10^{-10} \text{ GeV}^{-2} x_f}{\langle \sigma v_{\text{rel}} \rangle_f}, \quad \langle \sigma v_{\text{rel}} \rangle_f = \sum_X \left(\sigma_X^0 + \frac{3\sigma_X^1}{x_f} \right). \quad (5.4)$$

Here $x_f = m_\chi/T_f \in [20, 30]$ with T_f the freeze-out temperature and the sum over X in principle includes all possible final states. As we have explained above, for $\sin \theta \simeq 0$ and away from the exceptional points $m_a = m_\chi/2$, however, only the channels $X = ah, aH, aa$

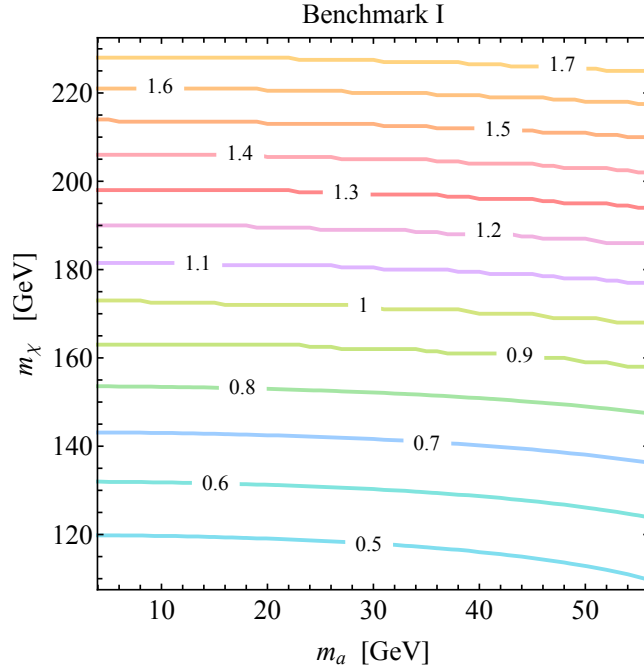


Figure 5. Predicted DM relic abundance in the m_a - m_χ plane for the 2HDM+ a benchmark I parameter choices (3.3). The contour lines indicate the value of $\Omega h^2/0.12$, meaning that the regions below (above) 1 correspond to a DM underabundance (overabundance) in today's Universe. For additional details we refer the interested reader to the main text.

are numerically important. In the limit of heavy DM, i.e. $m_\chi \gg m_a, m_h, m_H$, the velocity-averaged annihilation cross section at the freeze-out temperature can be further simplified:

$$\langle \sigma v_{\text{rel}} \rangle_f \simeq \frac{y_\chi^2}{128\pi m_\chi^2} \left[\frac{(g_{h\text{aa}}^2 + g_{H\text{aa}}^2) v^2}{4m_\chi^2} + \frac{y_\chi^2}{x_f} \right]. \quad (5.5)$$

This approximation shows that the s -channel (t -channel) contributions to $\langle \sigma v_{\text{rel}} \rangle_f$ scale as $1/m_\chi^4$ ($1/m_\chi^2$) in the limit of infinitely heavy DM.

The formulas (5.4) and (5.5) represent useful expressions to estimate Ωh^2 . In the case of the benchmark I scenario (3.3) one has $g_{h\text{aa}}^2 \simeq 6 \cdot 10^{-5}$ and $g_{H\text{aa}}^2 = 0$, and it is thus a good approximation to neglect the s -channel contributions to $\langle \sigma v_{\text{rel}} \rangle_f$. It follows that

$$\frac{\Omega h^2}{0.12} \simeq \frac{0.9}{y_\chi^4} \left(\frac{x_f}{25} \right)^2 \left(\frac{m_\chi}{150 \text{ GeV}} \right)^2. \quad (5.6)$$

Using $x_f \simeq 25$ the relic abundance of $\Omega h^2 = 0.120 \pm 0.001$ as determined by Planck [64] is therefore obtained in the case of (3.3) for DM masses $m_\chi \simeq 160$ GeV while for parameter regions with $m_\chi \lesssim 160$ GeV ($m_\chi \gtrsim 160$ GeV) one expects DM underabundance (overabundance). These expectations agree quite well with the results of our exact relic calculation that have been obtained with MadDM [65] and are shown in Figure 5. In fact, the exact computation for (3.3) and $m_a = 30$ GeV leads to $\Omega h^2 = 0.118$, while (5.6) naively predicts a value that is larger by around 15%. The observed difference can be traced back to the fact

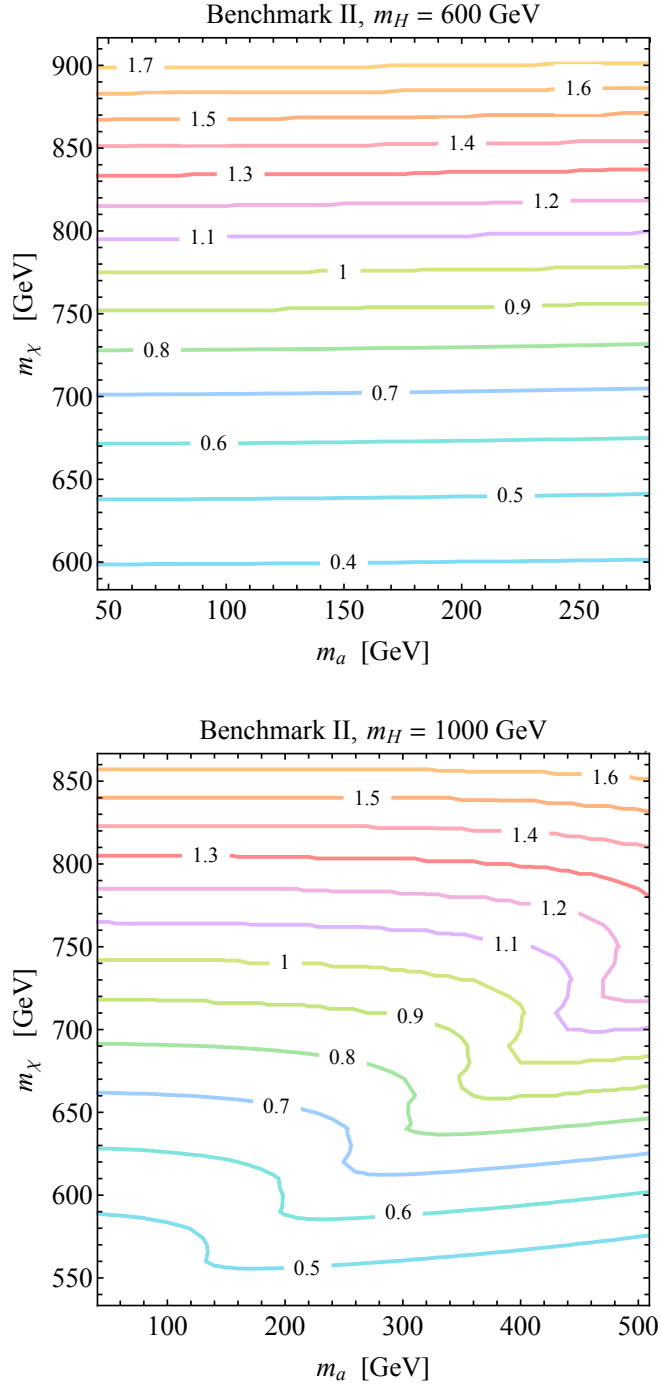


Figure 6. As Figure 5 but for the 2HDM+ a benchmark II scenario with $m_H = 600$ GeV (upper panel) and $m_H = 1000$ GeV (lower panel), respectively. Additional details can again be found in the main text.

that the MadDM calculation gives $x_f \simeq 21$ in the parameter region of interest and correctly takes into account the phase-space suppression present in (5.3) due to the non-zero values of m_a^2/m_χ^2 . We add that $\chi\bar{\chi} \rightarrow a \rightarrow ah$ annihilation represents a relative contribution

to Ωh^2 of less than about 1% in the part of the m_a - m_χ plane that is depicted in the figure. Neglecting the s -channel contributions in the approximation (5.6) is hence fully justified.

In the case of our 2HDM+ a benchmark II parameter scenario (3.8) the coupling g_{haa} is no longer small, in fact $g_{haa}^2 \simeq 35$ and we furthermore have $g_{Haa}^2 \neq 0$. On the other hand, $y_\chi^2/x_f \simeq 0.04$ and thus one can neglect the $\chi\bar{\chi} \rightarrow aa$ contribution to the velocity-averaged annihilation cross section at the freeze-out temperature (5.5) to first approximation. Doing this, one obtains the following simple expression

$$\frac{\Omega h^2}{0.12} \simeq \frac{43}{y_\chi^2 (g_{haa}^2 + g_{Haa}^2)} \frac{x_f}{25} \left(\frac{m_\chi}{800 \text{ GeV}} \right)^4, \quad (5.7)$$

which approximately describes the resulting DM relic abundance for parameter choices à la benchmark II. From (5.7) one hence expects that the correct value of Ωh^2 is realised in the case of (3.8) for $m_\chi \simeq 770 \text{ GeV}$, while for smaller (larger) DM masses one should have $\Omega h^2 \gtrsim 0.12$ ($\Omega h^2 \lesssim 0.12$) if $m_H = 600 \text{ GeV}$ which implies $g_{Haa}^2 \simeq 1.5$. The results of the corresponding MadDM computation is displayed in the upper panel of Figure 6. We find that for the parameters (3.8) together with $m_a = 150 \text{ GeV}$ as well as $m_H = 600 \text{ GeV}$, the exact calculation predicts $\Omega h^2 = 0.117$, a value less than 5% below the naive expectation. Numerically, we furthermore obtain that the relative contribution of $\chi\bar{\chi} \rightarrow aa$ to the DM relic density is always below 1% in benchmark II with $m_H = 600 \text{ GeV}$, showing that it can be safely neglected in the derivation of (5.7).

The result of our MadDM scan in the 2HDM+ a benchmark II parameter scenario with $m_H = 1000 \text{ GeV}$ is presented in the lower panel of Figure 6. It is evident from the plot that in this case the above simplistic formula is not able to capture the more intricate behaviour of the contours of constant relic density. In fact, this is not a big surprise because in the derivation of (5.7) we have assumed that $m_\chi \gg m_a, m_h, m_H$, however, one has $m_\chi < m_H$ in the entire m_a - m_χ plane considered. Still the values $m_\chi \in [680, 740] \text{ GeV}$ of the DM mass that lead to the correct DM abundance for $m_a \in [50, 500] \text{ GeV}$ are only less than 10% smaller than what one would expect from (5.7). Like in the case before, it turns out that the relative contribution of s -channel annihilation amounts to more than 99% of the predicted values of Ωh^2 . This shows again that DM annihilation via $\chi\bar{\chi} \rightarrow aa$ is phenomenologically irrelevant in 2HDM+ a realisations of the type (3.8).

Before concluding, we add that DM direct detection experiments do not set relevant constraints on the 2HDM+ a benchmarks (3.3) and (3.8) for the mixing angles $\theta \simeq 0$ necessary to have a long-lived a . This is a simple consequence of the fact that the spin-independent DM-nucleon cross section is suppressed by both a loop factor and two powers of $\sin \theta$ — see the recent articles [8, 22, 66–68] for explicit formulas and further explanations.

6 Conclusions

The main lesson that can be learnt from the analytic and numerical results presented in this work is that LHC searches for displaced Higgs decays can provide unique constraints on 2HDM+ a model realisations. In fact, LLP signatures appear in the context of the 2HDM+ a model if the mixing angle θ of the two CP-odd weak spin-0 eigenstates is very

small and the DM sector is either decoupled or kinematically inaccessible. In order to emphasise this generic finding, we have studied two distinct parameter benchmarks and explored the sensitivity of the existing LHC LLP searches by performing parameter scans in the $m_a - \sin \theta$ plane. The results of these scans can be found in Figures 2 and 3.

In the benchmark I scenario we have chosen the 2HDM+ a parameters such that the 125 GeV Higgs boson gives rise to an LLP signature through its prompt decay $h \rightarrow aa$ followed by the displaced decays of the pseudoscalars to SM fermions such as $a \rightarrow b\bar{b}$ or gluons. One important feature that is nicely illustrated in our benchmark I scan is that the LLP searches for displaced hadronic jets that have been performed at LHC Run II can probe regions of parameter space with mixing angles θ in the ballpark of 10^{-7} to 10^{-5} that are presently not accessible by any other means. In fact, in our benchmark I scenario the predicted $h \rightarrow aa$ branching ratio turns out to be below the target sensitivity that the HL-LHC is expected to reach on undetected or invisible decays of the 125 GeV Higgs boson. 2HDM+ a realisations like (3.3) are therefore unlikely to be testable indirectly at the LHC in searches for both prompt $h \rightarrow aa \rightarrow 4f$ production or through signatures involving a significant amount of $E_{T,\text{miss}}$ such as $h \rightarrow$ invisible or mono-jet final states.

The benchmark II parameters were instead chosen such that the LLP signal arises from the prompt decay $H \rightarrow aa$ of the heavy CP-even Higgs followed by the displaced decays of the pseudoscalars to a pair of SM fermions or gluons. Depending on the precise value of the LLP mass either the $a \rightarrow b\bar{b}$ or the $a \rightarrow t\bar{t}$ mode turns out to provide the largest rate. In order to illustrate these two distinct possibilities, we have considered in benchmark II the mass combination $m_H = 600$ GeV with $m_a \in [50, 275]$ GeV as well as $m_H = 1000$ GeV with $m_a \in [50, 475]$ GeV. In the former case we found that the existing LHC searches for displaced heavy Higgs decays provide stringent constraints on θ , excluding values of the mixing angle between $2 \cdot 10^{-8}$ and $2 \cdot 10^{-6}$. The limits on the benchmark II scenario with $m_H = 1000$ GeV turned out to be noticeably weaker than the bounds for $m_H = 600$ GeV due to the order of magnitude smaller inclusive heavy Higgs production cross section. Still, for the three mass values $m_a = 50$ GeV, 150 GeV and 275 GeV, θ values between $4 \cdot 10^{-8}$ and $2 \cdot 10^{-6}$ are excluded, whereas for $m_a = 400$ GeV mixing parameters in the range of $4 \cdot 10^{-9}$ and $1 \cdot 10^{-9}$ are disfavoured by the searches for the displaced heavy Higgs decays performed at LHC Run II. We expect that LLP searches at LHC Run III and beyond will provide sensitivity to 2HDM+ a models à la (3.8) with heavy CP-even Higgs masses of the order of 1 TeV and pseudoscalar masses m_a above the top-quark threshold. Let us finally note that in future LHC runs it should also be possible to probe 2HDM+ a benchmark II models with a heavy CP-even Higgs that satisfies $m_H > 2m_a$ and $m_H > 2m_t$ through spin-0 resonance searches in di-top and four-top production. A detailed analysis of this issue is however beyond the scope of this work.

We have furthermore demonstrated that parameter choices that give rise to an interesting LLP phenomenology can simultaneously explain the observed DM abundance without excessive tuning. Our relic density scans have been given in Figures 5 and 6. In our benchmark I scenario, we have seen that due to the smallness of the g_{haa} coupling the value of Ωh^2 is entirely determined by the t -channel process $\chi\bar{\chi} \rightarrow aa$ which is p -wave suppressed. For the range $m_a < m_h/2$ relevant in benchmark I, we found that the correct

relic abundance can be obtained for DM masses of around 170 GeV, rather independently of the precise value of m_a . In the case of the benchmark II model instead, only the s -channel annihilation contributions $\chi\bar{\chi} \rightarrow a \rightarrow ah$ and $\chi\bar{\chi} \rightarrow a \rightarrow aH$ that are s -wave turn out to be phenomenologically relevant. While the precise value of the DM mass for which $\Omega h^2 \simeq 0.12$ is achieved depends on the chosen parameters such as m_a and m_H , we saw that DM masses in the range $m_\chi \in [680, 770]$ GeV allow to saturate the measured relic abundance in the part of the parameter space most relevant for the LLP signals triggered by $H \rightarrow aa$.

The results and parameter benchmarks presented in our article should provide a useful starting point for interpretations of future ATLAS, CMS and LHCb searches for displaced Higgs decays to hadronic jets in the context of the 2HDM+ a model. We therefore encourage and look forward to experimental explorations in this direction.

Acknowledgments

UH thanks Spyros Argyropoulos for interesting discussions that triggered this research. His comments on the manuscript and his questions concerning the DM phenomenology of the model were also very valuable in improving our work. The research of LS is partially supported by the International Max Planck Research School (IMPRS) on ‘‘Elementary Particle Physics’’ as well as the Collaborative Research Center SFB1258.

References

- [1] S. Ipek, D. McKeen, and A. E. Nelson, *Phys. Rev. D* **90**, 055021 (2014), [arXiv:1404.3716 \[hep-ph\]](#).
- [2] J. M. No, *Phys. Rev. D* **93**, 031701 (2016), [arXiv:1509.01110 \[hep-ph\]](#).
- [3] D. Goncalves, P. A. N. Machado, and J. M. No, *Phys. Rev. D* **95**, 055027 (2017), [arXiv:1611.04593 \[hep-ph\]](#).
- [4] M. Bauer, U. Haisch, and F. Kahlhoefer, *JHEP* **05**, 138 (2017), [arXiv:1701.07427 \[hep-ph\]](#).
- [5] M. Aaboud *et al.* (ATLAS), *Eur. Phys. J. C* **78**, 18 (2018), [arXiv:1710.11412 \[hep-ex\]](#).
- [6] P. Pani and G. Polesello, *Phys. Dark Univ.* **21**, 8 (2018), [arXiv:1712.03874 \[hep-ph\]](#).
- [7] P. Tunney, J. M. No, and M. Fairbairn, *Phys. Rev. D* **96**, 095020 (2017), [arXiv:1705.09670 \[hep-ph\]](#).
- [8] G. Arcadi, M. Lindner, F. S. Queiroz, W. Rodejohann, and S. Vogl, *JCAP* **03**, 042 (2018), [arXiv:1711.02110 \[hep-ph\]](#).
- [9] T. Abe *et al.* (LHC Dark Matter Working Group), *Phys. Dark Univ.* **27**, 100351 (2020), [arXiv:1810.09420 \[hep-ex\]](#).
- [10] A. M. Sirunyan *et al.* (CMS), *Eur. Phys. J. C* **79**, 280 (2019), [arXiv:1811.06562 \[hep-ex\]](#).
- [11] M. Aaboud *et al.* (ATLAS), *JHEP* **05**, 142 (2019), [arXiv:1903.01400 \[hep-ex\]](#).
- [12] G. Arcadi, G. Busoni, T. Hugle, and V. T. Tenorth, *JHEP* **06**, 098 (2020), [arXiv:2001.10540 \[hep-ph\]](#).
- [13] A. M. Sirunyan *et al.* (CMS), *Eur. Phys. J. C* **81**, 13 (2021), [Erratum: *Eur. Phys. J. C* **81**, 333 (2021)], [arXiv:2008.04735 \[hep-ex\]](#).

- [14] G. Aad *et al.* (ATLAS), *Eur. Phys. J. C* **81**, 860 (2021), arXiv:2011.09308 [hep-ex].
- [15] G. Aad *et al.* (ATLAS), *JHEP* **10**, 013 (2021), arXiv:2104.13240 [hep-ex].
- [16] G. Aad *et al.* (ATLAS), *JHEP* **11**, 209 (2021), arXiv:2108.13391 [hep-ex].
- [17] G. Aad *et al.* (ATLAS), *Phys. Lett. B* **829**, 137066 (2022), arXiv:2111.08372 [hep-ex].
- [18] *Combination and summary of ATLAS dark matter searches using 139 fb⁻¹ of $\sqrt{s} = 13$ TeV pp collision data and interpreted in a two-Higgs-doublet model with a pseudoscalar mediator*, (CERN, Geneva, 2021).
- [19] T. Robens, *Symmetry* **13**, 2341 (2021), arXiv:2106.02962 [hep-ph].
- [20] S. Argyropoulos, O. Brandt, and U. Haisch, *Symmetry* **2021**, 13 (2021), arXiv:2109.13597 [hep-ph].
- [21] S. Banerjee, G. Bélanger, D. Bhatia, B. Fuks, and S. Raychaudhuri, *JHEP* **07**, 111 (2022), arXiv:2110.15391 [hep-ph].
- [22] S. Argyropoulos and U. Haisch, *SciPost Phys.* **13**, 007 (2022), arXiv:2202.12631 [hep-ph].
- [23] *Search for dark matter produced in association with a Higgs boson decaying to tau leptons at $\sqrt{s} = 13$ TeV with the ATLAS detector*, (CERN, Geneva, 2022).
- [24] G. Aad *et al.* (ATLAS), (2022), arXiv:2211.13138 [hep-ex].
- [25] *Search for dark matter in final states with a Higgs boson decaying to a pair of b -jets and missing transverse momentum at the HL-LHC*, Tech. Rep. (CERN, Geneva, 2022).
- [26] G. Arcadi, N. Benincasa, A. Djouadi, and K. Kannike, (2022), arXiv:2212.14788 [hep-ph].
- [27] *Dark matter summary plots for s -channel, $2HDM+a$ and Dark Higgs models*, (CERN, Geneva, 2022).
- [28] D. Curtin *et al.*, *Rept. Prog. Phys.* **82**, 116201 (2019), arXiv:1806.07396 [hep-ph].
- [29] L. Lee, C. Ohm, A. Soffer, and T.-T. Yu, *Prog. Part. Nucl. Phys.* **106**, 210 (2019), [Erratum: *Prog. Part. Nucl. Phys.* **122**, 103912 (2022)], arXiv:1810.12602 [hep-ph].
- [30] J. Alimena *et al.*, *J. Phys. G* **47**, 090501 (2020), arXiv:1903.04497 [hep-ex].
- [31] R. Aaij *et al.* (LHCb), *Eur. Phys. J. C* **77**, 812 (2017), arXiv:1705.07332 [hep-ex].
- [32] M. Aaboud *et al.* (ATLAS), *JHEP* **10**, 031 (2018), arXiv:1806.07355 [hep-ex].
- [33] M. Aaboud *et al.* (ATLAS), *Phys. Rev. D* **99**, 052005 (2019), arXiv:1811.07370 [hep-ex].
- [34] M. Aaboud *et al.* (ATLAS), *Eur. Phys. J. C* **79**, 481 (2019), arXiv:1902.03094 [hep-ex].
- [35] G. Aad *et al.* (ATLAS), *Phys. Rev. D* **101**, 052013 (2020), arXiv:1911.12575 [hep-ex].
- [36] G. Aad *et al.* (ATLAS), *Phys. Rev. D* **102**, 112006 (2020), arXiv:2005.12236 [hep-ex].
- [37] A. M. Sirunyan *et al.* (CMS), *Phys. Rev. D* **104**, 012015 (2021), arXiv:2012.01581 [hep-ex].
- [38] A. Tumasyan *et al.* (CMS), *Phys. Rev. Lett.* **127**, 261804 (2021), arXiv:2107.04838 [hep-ex].
- [39] G. Aad *et al.* (ATLAS), *JHEP* **11**, 229 (2021), arXiv:2107.06092 [hep-ex].
- [40] A. Tumasyan *et al.* (CMS), *Eur. Phys. J. C* **82**, 153 (2022), arXiv:2110.04809 [hep-ex].
- [41] A. Tumasyan *et al.* (CMS), *JHEP* **03**, 160 (2022), arXiv:2110.13218 [hep-ex].
- [42] A. Tumasyan *et al.* (CMS), *JHEP* **04**, 062 (2022), arXiv:2112.13769 [hep-ex].

- [43] G. Aad *et al.* (ATLAS), *Phys. Rev. D* **106**, 032005 (2022), arXiv:2203.00587 [hep-ex].
- [44] G. Aad *et al.* (ATLAS), *JHEP* **06**, 005 (2022), arXiv:2203.01009 [hep-ex].
- [45] A. Tumasyan *et al.* (CMS), (2022), arXiv:2205.08582 [hep-ex].
- [46] *Long-lived particle summary plots for Hidden Sector and Dark Photon models*, (CERN, Geneva, 2022).
- [47] *Long-lived particle summary plots*, (CERN, Geneva, 2022).
- [48] A. M. Sirunyan *et al.* (CMS), *JHEP* **11**, 047 (2017), arXiv:1706.09936 [hep-ex].
- [49] M. Aaboud *et al.* (ATLAS), *Phys. Lett. B* **784**, 345 (2018), arXiv:1806.00242 [hep-ex].
- [50] P. A. Zyla *et al.* (Particle Data Group), *PTEP* **2020**, 083C01 (2020).
- [51] U. Haisch, J. F. Kamenik, A. Malinauskas, and M. Spira, *JHEP* **03**, 178 (2018), arXiv:1802.02156 [hep-ph].
- [52] S. Argyropoulos and U. Haisch, *2HDM+a width calculator*, (2022).
- [53] *A combination of measurements of Higgs boson production and decay using up to 139 fb⁻¹ of proton–proton collision data at $\sqrt{s} = 13$ TeV collected with the ATLAS experiment*, (CERN, Geneva, 2020).
- [54] M. Cepeda *et al.*, *CERN Yellow Rep. Monogr.* **7**, 221 (2019), arXiv:1902.00134 [hep-ph].
- [55] *BSM Higgs production cross sections at $\sqrt{s} = 13$ TeV (update in CERN Report4 2016)*, (CERN, Geneva, 2022).
- [56] M. Aaboud *et al.* (ATLAS), *Phys. Rev. Lett.* **119**, 191803 (2017), arXiv:1707.06025 [hep-ex].
- [57] M. Aaboud *et al.* (ATLAS), *JHEP* **12**, 039 (2018), arXiv:1807.11883 [hep-ex].
- [58] A. M. Sirunyan *et al.* (CMS), *JHEP* **04**, 171 (2020), [Erratum: *JHEP* **03**, 187 (2022)], arXiv:1908.01115 [hep-ex].
- [59] A. M. Sirunyan *et al.* (CMS), *Eur. Phys. J. C* **80**, 75 (2020), arXiv:1908.06463 [hep-ex].
- [60] G. Aad *et al.* (ATLAS), *Eur. Phys. J. C* **80**, 1085 (2020), arXiv:2007.14858 [hep-ex].
- [61] G. Aad *et al.* (ATLAS), *JHEP* **11**, 118 (2021), arXiv:2106.11683 [hep-ex].
- [62] *Evidence for the simultaneous production of four top quarks in proton–proton collisions at $\sqrt{s} = 13$ TeV*, (CERN, Geneva, 2022).
- [63] A. Albert *et al.*, *Phys. Dark Univ.* **26**, 100377 (2019), arXiv:1703.05703 [hep-ex].
- [64] N. Aghanim *et al.* (Planck), *Astron. Astrophys.* **641**, A6 (2020), [Erratum: *Astron. Astrophys.* **652**, C4 (2021)], arXiv:1807.06209 [astro-ph.CO].
- [65] M. Backović, A. Martini, K. Kong, O. Mattelaer, and G. Mohlabeng, *AIP Conf. Proc.* **1743**, 060001 (2016), arXiv:1509.03683 [hep-ph].
- [66] N. F. Bell, G. Busoni, and I. W. Sanderson, *JCAP* **08**, 017 (2018), [Erratum: *JCAP* **01**, E01 (2019)], arXiv:1803.01574 [hep-ph].
- [67] T. Abe, M. Fujiwara, and J. Hisano, *JHEP* **02**, 028 (2019), arXiv:1810.01039 [hep-ph].
- [68] F. Ertas and F. Kahlhoefer, *JHEP* **06**, 052 (2019), arXiv:1902.11070 [hep-ph].