

# TempEL: Linking Dynamically Evolving and Newly Emerging Entities

Klim Zaporozhets<sup>‡</sup> Lucie-Aimée Kaffee<sup>#</sup> Johannes Deleu<sup>‡</sup>  
 Thomas Demeester<sup>‡</sup> Chris Develder<sup>‡</sup> Isabelle Augenstein<sup>#</sup>

<sup>‡</sup> Ghent University – imec, IDLab, Ghent, Belgium

<sup>#</sup> Dept. of Computer Science, University of Copenhagen, Denmark

{klim.zaporozhets, johannes.deleu, thomas.demeester, chris.develder}@ugent.be  
 {kaffee, augenstein}@di.ku.dk

## Abstract

In our continuously evolving world, entities change over time and new, previously non-existing or unknown, entities appear. We study how this evolutionary scenario impacts the performance on a well established *entity linking* (EL) task. For that study, we introduce TempEL, an entity linking dataset that consists of time-stratified English Wikipedia snapshots from 2013 to 2022, from which we collect both *anchor mentions* of entities, and these *target entities*’ descriptions. By capturing such temporal aspects, our newly introduced TempEL resource contrasts with currently existing entity linking datasets, which are composed of fixed mentions linked to a single static version of a target Knowledge Base (e.g., Wikipedia 2010 for CoNLL-AIDA). Indeed, for each of our collected temporal snapshots, TempEL contains links to entities that are *continual*, i.e., occur in all of the years, as well as completely *new* entities that appear for the first time at some point. Thus, we enable to quantify the performance of current state-of-the-art EL models for: (i) entities that are subject to changes over time in their Knowledge Base descriptions as well as their mentions’ contexts, and (ii) newly created entities that were previously non-existing (e.g., at the time the EL model was trained). Our experimental results show that in terms of temporal performance degradation, (i) *continual* entities suffer a decrease of up to 3.1% EL accuracy, while (ii) for *new* entities this accuracy drop is up to 17.9%. This highlights the challenge of the introduced TempEL dataset and opens new research prospects in the area of time-evolving entity disambiguation.<sup>1</sup>

## 1 Introduction

Entity linking (EL) is a well-established task that is concerned with mapping anchor *mentions* in text to target *entities* that describe them in a Knowledge Base (KB) (e.g., Wikipedia).<sup>2</sup> Existing benchmark datasets for EL [58, 67, 72, 74] are composed of a fixed set of annotated mentions linked to a single version of a target KB. This static setup is oblivious to the inherently non-stationary nature of the entity linking task where both target entities as well as anchor mentions change over time. The example in Fig. 1 illustrates this time-evolving essence of entity linking with a simple

<sup>1</sup>TempEL dataset, code and models are made public at <https://github.com/klimzaporozhets/TempEL>.

<sup>2</sup>Some of the related work [19, 38, 72, 88, 90] distinguishes between *entity disambiguation* and *entity linking* tasks. This latter including *mention detection* and *disambiguation* in an end-to-end setting. In the current work, we follow a more conservative naming convention [44, 54, 61, 62, 80], and use the term *entity linking* and *entity disambiguation* interchangeably.

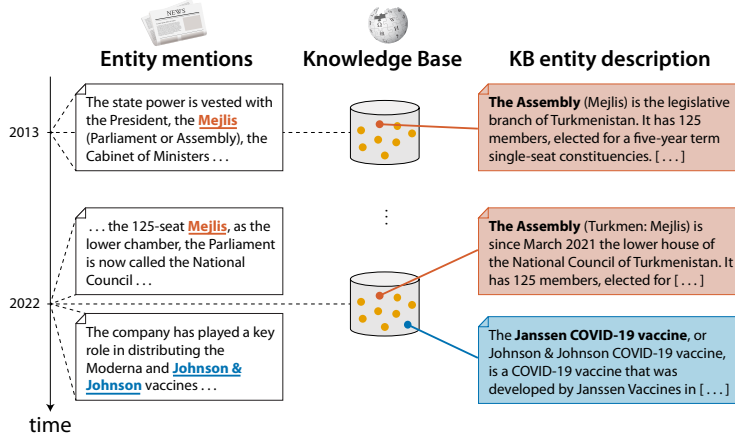


Figure 1: Illustration of KB entities changing over time: the “Mejlis” entity changes over time (both in its KB description and the contexts in which it is referenced to), while the Johnson & Johnson vaccine is an entirely new one that did not exist before.

evolutionary comparison between Wikipedia 2013 and 2022. It showcases two scenarios studied in the current paper: (i) temporal evolution of existing (*continual*) entities across temporal snapshots, and (ii) appearance of *new*, previously non-existent entities. For instance, the description of the *continual* entity *The Assembly* differs between Wikipedia 2013 and 2022. Furthermore, the context of a mention “Mejlis” referring to *The Assembly* also changes over time. Conversely, the *new* entity *Janssen COVID-19 vaccine* is newly introduced in 2021 with the corresponding mentions (e.g., “Johnson & Johnson” in Fig. 1) that are linked to it.

In this paper we introduce TempEL, a novel dataset to study this time-evolving aspect of the entity linking task. We therefore extract 10 equally spread yearly snapshots from English Wikipedia entities starting from January 1, 2013 until January 1, 2022. We use each of these temporal snapshots of Wikipedia to also extract anchor mentions with the surrounding text. Thus, TempEL captures the temporal evolution not only in the target entities as they are defined in the Wikipedia KB, but also in the contexts of anchor mentions linked to these entities. Each of the 10 temporal snapshots of our dataset is composed of training, test and validation sets with equal numbers of mentions and entities across the snapshots. Furthermore, TempEL is designed to comprise mentions pointing to *continual* entities across all the temporal snapshots, and to *new* entities inside a given temporal snapshot.

Finally, as a baseline, we finetune and evaluate the bi-encoder component of the BLINK model [80] on the various temporal snapshots of our newly introduced TempEL dataset. The bi-encoder is widely used in state-of-the-art entity linking models [80, 90] to retrieve the top  $K$  (in this work we experiment with  $K = 64$ ) candidate target entities for a given anchor mention context. Furthermore, its straightforward finetuning and fast retrieval performance on millions of candidate entities [33], make it an ideal choice to test on TempEL. Our experiments demonstrate a consistent temporal model deterioration for mentions linked to both *continual* (3.1% accuracy@64 points) as well as *new* (17.9% accuracy@64 points) entities. A more detailed analysis reveals that the maximum drop in performance is observed for *new* entities that require fundamentally different world knowledge that was not present in the corpus originally used to pre-train BERT. This is e.g. the case for *new* entities related to COVID-19 for which the bi-encoder model suffers additional deterioration of 14% accuracy@64 points compared to the rest of the new entities.

## 2 Related work

Our work is related to multiple different, yet interconnected research areas described below. First, we explain how TempEL compares to the currently widely used *entity linking datasets*. Next, we relate our work to already existing *temporal datasets* covering different aspects of the temporal evolution of the data. Finally, we describe the existing *entity-centric* research efforts, comparing the TempEL entity linking dataset to other datasets that heavily depend on the use of entities.

**Entity linking datasets** Most current state-of-the-art EL models [9, 10, 56, 83, 90] report on datasets from predominantly the news domain such as AIDA [26], KORE50 [26], AQUAINT [49], ACE 2004, MSNBC [63], N<sup>3</sup> [66], DWIE[89], VoxEL[69], and TAC-KBP 2010-2015 [29, 30]. Other frequently used datasets include the web-based IITB [39] and OKE 15/16 [52], as well as the tweet-based Derczynski [13]. Additionally, larger yet automatically annotated datasets such as WNED-WIKI and WNED-CWEB [21] have been also widely adopted. Finally, a number of resources such as the domain-specific biomedical MedMentions [50], the zero-shot ZeShEL [44], and the multi tasking DWIE [89] and AIDA<sup>+</sup>[88] datasets have been recently introduced. Many of the mentioned datasets are further covered by entity linking evaluation frameworks such as GERBIL [67, 74] and KILT [58] that provide a common interface to evaluate the models. Yet, the mentioned resources are limited to static mention annotations linked to entities from a single version of a Knowledge Base. This contrasts with our newly introduced TempEL dataset, where the anchor mentions as well as the target entity descriptions are taken from different time periods. The datasets most closely related to our work are the recently introduced WikilinksNED [17, 54] and ShadowLink [60]. WikilinksNED contains only unseen mention-entity pairs in its test subset, thus encouraging the design of models invariant to overfitting and memorization biases. Furthermore, ShadowLink contains *overshadowed entities*: entities referred to by ambiguous mentions whose most likely target entity is different, e.g., the anchor mention “Michael Jordan” linked to the scientist instead of to the more widely referred to target entity describing the former basketball player. We incorporate the challenges presented in both of these datasets in TempEL (see Section 3.1 for further details).

**Temporal datasets** Research on temporal drift in data has gained a lot of interest in recent years. The focus has mostly been on creating datasets to train language models on different temporal snapshots of corpora derived from scientific [40], newswire [15, 40], Wikipedia [28], and Twitter [45] domains. More recently, temporal datasets have appeared to address tasks such as sentiment analysis [2, 46, 51], text classification [23, 27], named entity recognition [12, 65], question answering [40], and entity typing [47], among others. However, the creation of datasets tackling the temporal aspect of entity linking has largely been left unexplored. To the best of our knowledge, the dataset most closely related to TempEL is diaNED, introduced by [3]. There, the authors annotate mentions that require additional temporal information from the context to be correctly disambiguated. Conversely, in TempEL both mentions and entities are extracted from evolving temporal snapshots.

**Entity-driven datasets** Recent research has demonstrated the benefits of incorporating entity knowledge in various downstream tasks [22, 43, 57, 75, 81, 84, 86]. This progress has been accompanied by the creation of entity-driven datasets for tasks such as language modeling [1, 37, 59], question answering [32, 34, 42, 71, 87], fact checking [4, 55, 73] and information extraction [85, 89], to name a few. Yet, recent findings [18, 24, 41, 64, 70, 76] suggest that entity *representation* and *identification* (i.e., identifying the correct entity that match a given text) are among the main challenges that should be solved to further increase performance on such datasets. We believe that TempEL can contribute to addressing these challenges by: (i) encouraging research on devising more robust methods to creating *entity representations* that are invariant to temporal changes; and (ii) improving entity identification for non-trivial scenarios involving ambiguous and uncommon mentions (e.g., linked to *overshadowed entities* as defined above).

### 3 The TempEL dataset

In this section we will provide details on how TempEL was constructed (Section 3.1), describing the main components of the creation pipeline as sketched in Fig. 2. Furthermore, we discuss the aspects taken into account to guarantee the overall quality of our dataset (Section 3.2). Finally, we present statistics of TempEL (Section 3.3), illustrating its dynamically evolving nature.

#### 3.1 Dataset construction

**Snapshot Data Extraction** As Fig. 2 indicates, we start from the history log dumps from February 1, 2022 of Wikipedia itself. We first filter these (see *Entity Filter* in Fig. 2) to: (i) exclude pages that are irrelevant for TempEL (i.e., categories, disambiguation pages, redirects and lists); and (ii) select the most temporally stable version of a Wikipedia page from the last month of the year in order to avoid introducing more volatile and potentially corrupted content edits (see Section 3.2 for further

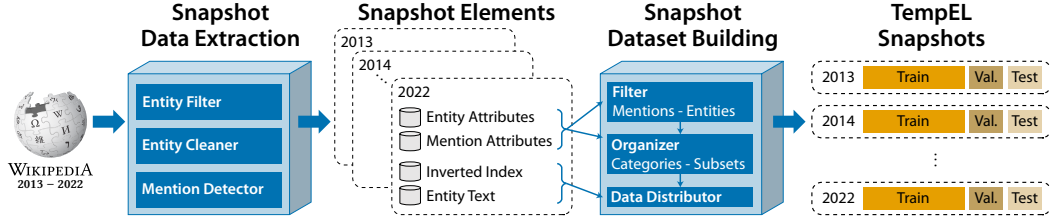


Figure 2: The pipeline to create our TempEL dataset. All the components are explained in Section 3.1.

details). Next, the Wikipedia pages are cleaned (see *Entity Cleaner* in Fig. 2) by stripping from the Wikitext markup content.<sup>3</sup> We use both regular expressions as well as the MediaWiki API for more difficult cases, such as the parsing of some of the Wikitext templates. Finally, we detect the mentions (see *Mention Detector* in Fig. 2) in each of the Wikipedia entity pages, filtering out the ones that point to anchors (i.e., subsections in Wikipedia pages), pages in languages other than English, files, red links (i.e., links pointing to not yet existing Wikipedia pages) and redirects.

The output of the *Snapshot Data Extraction* step first of all includes a set of *Entity* and *Mention Attributes* (e.g., the last modification date of the target entity), which are detailed in the supplementary material (see Section A.6). These attributes form part of the final dataset, making it possible to perform additional analyses of the results. Furthermore, the *Inverted Index* is generated to quickly access the Wikipedia pages that include a mention for a given target entity. Finally, the *Entity Text* files are extracted containing the (potentially yearly varying) textual content from the Wikipedia entity definition, as well as anchor mentions therein. These mentions of Wikipedia anchors that link to an entity will be extracted in the *Snapshot Dataset Building* step described further.

**Snapshot Dataset Building** Starting from the *Snapshot Elements* produced by the *Snapshot Data Extraction* process described above, the actual TempEL dataset is now generated. The first step is to apply an additional *Filter* to both entities and mentions with the goal of creating a more challenging dataset. This is done by excluding mentions for which the correct entity it refers to has the highest prior [82]. More formally, the *mention prior* is calculated as follows,

$$P(e|m) = |A_{e,m}|/|A_{*,m}|, \quad (1)$$

where  $A_{*,m}$  is the set of all anchors that have the same mention  $m$ , and  $A_{e,m}$  is the subset thereof that links to entity  $e$ . Additionally, we exclude the mentions whose normalized edit distance from the target entity title is below an established threshold.<sup>4</sup> By ignoring the mentions with the highest prior and exact match with the title, we ensure that TempEL contains non-trivial disambiguation cases where the naive approaches (e.g., defaulting to the most frequently linked entity for a given mention) would fail [21, 44, 60, 80].

Furthermore, the entities are organized (see *Organizer* in Fig. 2) into two *categories*: (i) *new*, emerging and previously non-existent entities that are introduced in a particular snapshot; and (ii) *continual* entities across all the temporal snapshots. Next, the mentions are divided in separate subsets (i.e., train, validation and test), with the constraint of normalized edit distance between the mentions in different subsets referring to the same target entity be higher than 0.2. This way, we expect to discourage potential models from memorizing the mapping between mentions and entities [54].

Finally, the data is distributed equally (see *Data Distributor* in Fig. 2) across all of the temporal snapshots. This way, the difference in performance can only be attributed to temporal evolution and not to inconsistencies related to dataset variability (e.g., different number of training instances in each of the temporal snapshots). Concretely, we enforce that the number of *continual* and *new* entities as well as the number of mentions stays the same across the temporal snapshots (see Table 1). We achieve this by performing a random mention subsampling in snapshots with higher number of mentions, weighted by the difference in the number of mentions-per-entity. This produces a very similar mention-entity distribution across the temporal snapshots. Finally, the filtered anchor mentions are located in the cleaned Wikipedia pages (i.e., the *Entity Text* in Fig. 2) using the *Inverted*

<sup>3</sup><https://en.wikipedia.org/wiki/Help:Wikitext>

<sup>4</sup>During the generation of TempEL, we use a threshold of 0.2.

Table 1: Summary statistics of TempEL. The number of entities and mentions is the same across all of the temporal snapshots.

Statistic	Train	Validation	Test
Temporal Snapshots	10	10	10
Continual Entities	10,000	10,000	10,000
# Anchor Mentions	136,227	42,096	46,765
New Entities	373	373	373
# Anchor Mentions	1,764	1,231	1,450

*Index* created in the previous *Snapshot Data Extraction* step. The context of each of the mentions is further paired with the respective content of target pages, outputting this way the final TempEL dataset.

### 3.2 Quality control

**Corrupted content** Wikipedia is an open resource that relies on efforts of millions of Wikipedians to update and extend its contents.<sup>5</sup> As such, that content is not always reliable, with errors due to human mistakes or intentional vandalism. Despite efforts to prevent the introduction of such erroneous edits [8, 77, 78], we have detected numerous cases of corrupted entity descriptions during our preliminary tests. As a result, we adopted a simple, yet very effective heuristic: for each of the entities of a particular yearly snapshot, we select the most *stable* (i.e., the version of the entity that lasted the longest before being changed) content of the last month of the year (December). Due to the fact that most of the corrupted content is rolled back very quickly, and even automatically by specialized bots [31, 91], this heuristic is very robust. We double checked the correctness of the extracted content by manually inspecting the evolution of hundred entities with lowest Jaccard vocabulary similarity between temporal snapshots and observed no obviously erroneous entries.

**Entity relevance** We filter out entities that have less than 10 in-links (i.e., number of mentions linking to the entity) or contain less than 10 tokens in its Wikipedia page in order to avoid including noisy content [17]. Additionally, in order to avoid evaluation bias towards mentions pointing to more popular entities [7, 56], we limit the number of mentions per entity to 10 for our test and validation sets. This way, we expect the accuracy scores to not be dominated by links to popular target entities (i.e., entities with a big number of incoming links).

**Content filtering** We only consider mentions linked to the main Wikipedia articles describing entities. The mentions pointing to anchors (subsections in a Wikipedia document), images, files, and wiki pages in other languages are filtered out in *Snapshot Data Extraction* step (see Fig. 2). In this step we also ignore pages that are not Wikipedia articles (e.g., files, information on Wikipedia users, etc.) as well as redirect pages. This way, the target entities as well as anchor mentions in our dataset are obtained from a cleaned list of candidate pages referring to entities that contain a meaningful textual description in Wikipedia.

**Dataset distribution** During the construction of TempEL, we constrain the subsets to be of equal size and contain similar mention-per-entity distributions across all the temporal snapshots. This is implemented in *Data Distributor* sub-component of the dataset creation pipeline (see Section 3.1). For example, the number of mentions linked to continual entities in our training subset is 136,227 across all of the snapshots (see Table 1 for further details). We argue that this setting will produce uniform, structurally unbiased snapshots. This will allow to study exclusively the temporal effect on the performance of the models for each of the different time periods. Our reasoning is supported by previous work demonstrating that the size alone of the training set [45] as well as a different distribution of the number of mentions per entity [56] can significantly affect the performance of the final model. Furthermore, we do not constrain the total number of entities from the Wikipedia KB to be equal across the temporal snapshots (see Fig. 4c), since we consider it a part of the evolutionary nature of the entity linking task (i.e., the temporal evolution of the target KB) we intend to study.

<sup>5</sup><https://en.wikipedia.org/wiki/Wikipedia:Wikipedians>

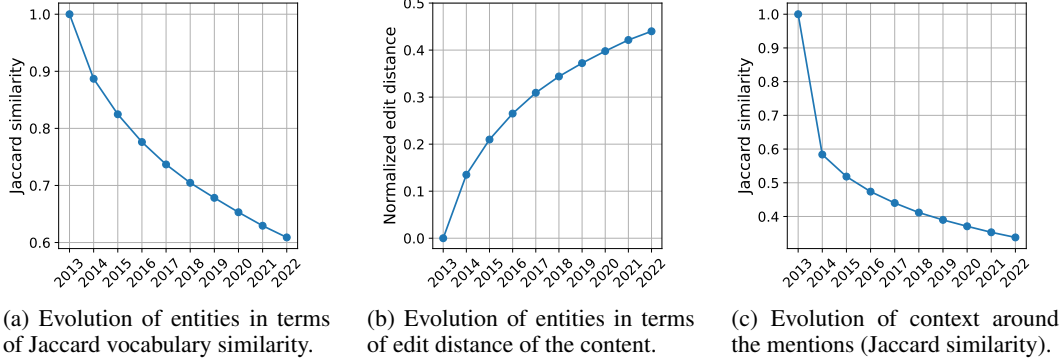


Figure 3: Change of textual content of entities and context around mentions across temporal yearly snapshots (x-axis).

**Flexibility and extensibility** Finally, we provide a framework that can be used to re-generate the dataset with different parameters as well as to extend it with newer temporal snapshots. This includes the option to generate a new dataset with a customized number of temporal snapshots (e.g., quarterly instead of yearly spaced), different mention attributes (e.g., filtering by mention prior values), entity popularity (e.g., filtering out entities that have more than a certain number of in-links), among others (see Section A.4 of the supplementary material for a complete list).

### 3.3 Dataset statistics

Table 1 summarizes the dataset statistics. We divide each of the temporal snapshots into train, validation and test subsets containing an equal number of *continual* and *new* entities. The number of mentions differs between the subsets since we limit the number of mentions per entity to 10 in both validation and test sets (see *entity relevance* in Section 3.2 for further details).

Additionally, we collect statistics related to temporal drift in content for both the target entities (Figs. 3a and 3b) as well as the context around the anchor mentions (Fig. 3c). Concretely, Fig. 3a visualizes Jaccard vocabulary similarity between the textual description of *continual* entities in 2013 and that of posterior yearly snapshots in TempEL. We observe a continual decrease, indicating that on average, the content of the entity description in Wikipedia is constantly evolving in terms of the used vocabulary. This is also supported by the graph in Fig. 3b, which showcases a continuous temporal increase of the average value of normalized edit distance across *continual* entities. Finally, Fig. 3c illustrates the temporal drift in the vocabulary (i.e., Jaccard vocabulary similarity) of the context around the mentions pointing to the same entity. We find it experiences a more significant change compared to the Jaccard similarity of entity content illustrated in Fig. 3a. This suggests that the context around the anchor mentions is subject to a higher degree of temporal transformation compared to that of target entities, making it an interesting item of future work.

## 4 Experiments

Our final TempEL comprises 10 different yearly snapshots and we evaluate entity linking (EL) performance on each of them individually. This evaluation setup allows us to study the effect of temporal corpus changes and assess the impact of increasing time lapses between the data used for model training and that on which the EL model is deployed [2, 23, 47]. We train a bi-encoder baseline EL model (detailed in Section 4.1) on the temporal snapshots from 2014 to 2022 separately and then evaluate EL performance using the test sets of both past and future snapshots.

More specifically, our experiments aim to answer the following research questions: **(Q1)** Does a fixed entity linking (EL) model’s performance degrade when applied to newer content? **(Q2)** How does finetuning an EL model on more recent training data affect its performance on both old and newer content? **(Q3)** How does EL performance differ for resolving *new* versus *continual* entities?

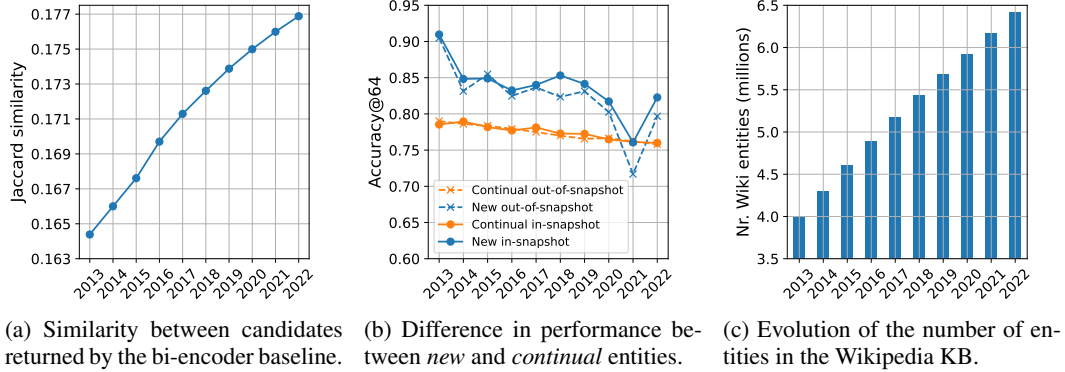


Figure 4: Statistics related to the analysis of the results (Section 4.2) across the temporal snapshots (x-axis).

#### 4.1 Baseline

We experiment with the bi-encoder [16, 48] baseline introduced in the BLINK model [80]. This method independently encodes the mention contexts from the entity descriptions, and then performs the retrieval in a dense space [36] by matching the context of each mention with the closest candidate entities. For the entity description, we concatenate the title to the content of the page describing a particular entity. Both mention context as well as entity descriptions are truncated to 128 BERT tokens as per BLINK model [80]. Similarly to [2, 45], we start from a pre-trained BERT model,<sup>6</sup> which we finetune using our TempEL snapshots’ training data — rather than fully re-training the BERT language model on the respective year’s full Wikipedia corpus. We leave the latter full-fledged BERT (re-)training approach for future work.

#### 4.2 Results and analysis

The results for *continual* and *new* entities are shown in Table 2. The rows thereof represent the snapshots whose train set we used to finetune the bi-encoder model, while the columns indicate the snapshots test data each of the finetuned models was tested on. The used metric is accuracy@64, which amounts to the fraction of anchor mentions in the test set for which the top-64 candidate entity list from the EL model includes the correct target. We observe a consistent temporal decrease in performance for *continual* entities (Q1). This is also reflected in Fig. 4b, which illustrates the average temporal degradation across all the finetuned models. We hypothesize that this degradation over time is because, as time evolves, the relative “semantic distance” between the ever growing number of entities shrinks: entities become harder to distinguish from one another. In order to demonstrate this, we calculate the *Jaccard Similarity* between consecutive descriptions of the top 64 candidate entities returned by the bi-encoder. We observe a consistent increase in this similarity metric illustrated in Fig. 4a. This growth in more similar entities is accompanied with a general increase in the number of entities in the Wikipedia KB (see Fig. 4c). Consequently, the model is given an ever-increasing number of candidate target entities, which can potentially impact its performance.

Furthermore, we analyze the impact finetuning on different snapshots has on the performance of the model (Q2). To this end, we distinguish between *in-snapshot* and *out-of-snapshot* finetuning setups. In *in-snapshot* setup, the bi-encoder model is finetuned and evaluated on the same snapshot. Conversely, in *out-of-snapshot* setting, the model is evaluated on a different snapshot than the one used for its finetuning. Figure 5a illustrates the difference in performance between the in-snapshot and out-of-snapshot predictions for new and continual entities. We observe a general increase in performance for in-snapshot finetuning with a marginal gain for *continual* entities compared to the *new* ones.<sup>7</sup> This general lower impact of in-snapshot finetuning on *continual* entities, leads us to hypothesize that the actual knowledge needed to disambiguate most of these entities in TempEL

<sup>6</sup>We use BERT-large, which is trained on a Wikipedia snapshot from 2018 [35].

<sup>7</sup>We analyze more in detail the difference in performance between *new* and *continual* entities in next paragraphs when addressing (Q3).



Table 2: Accuracy@64 for *continual* (top) and *new* (bottom) entities. The intensity of colors is set on a row-by-row basis and indicates whether performance is **better** or **worse** compared to the year the model was finetuned on (i.e., the values that form the white diagonal).

Continual Entities											
Train \ Test											
	2013	2014	2015	2016	2017	2018	2019	2020	2021	2022	
2013	0.785	0.782	0.778	0.772	0.769	0.762	0.758	0.758	0.754	0.750	
2014	0.792	0.790	0.785	0.781	0.777	0.771	0.767	0.767	0.763	0.760	
2015	0.786	0.784	0.782	0.777	0.773	0.769	0.765	0.764	0.760	0.757	
2016	0.789	0.784	0.781	0.777	0.773	0.768	0.763	0.763	0.758	0.755	
2017	0.794	0.791	0.788	0.785	0.781	0.775	0.771	0.772	0.768	0.763	
2018	0.791	0.788	0.786	0.782	0.778	0.773	0.769	0.769	0.764	0.760	
2019	0.795	0.792	0.789	0.784	0.781	0.776	0.772	0.773	0.767	0.765	
2020	0.787	0.783	0.782	0.777	0.774	0.768	0.765	0.765	0.761	0.756	
2021	0.788	0.785	0.782	0.777	0.773	0.769	0.764	0.764	0.761	0.757	
2022	0.790	0.787	0.783	0.779	0.776	0.771	0.768	0.768	0.764	0.760	

New Entities											
Train \ Test											
	2013	2014	2015	2016	2017	2018	2019	2020	2021	2022	
2013	0.910	0.819	0.853	0.826	0.841	0.812	0.819	0.791	0.688	0.774	
2014	0.908	0.848	0.862	0.827	0.843	0.832	0.842	0.814	0.704	0.791	
2015	0.898	0.823	0.849	0.822	0.808	0.813	0.832	0.788	0.706	0.781	
2016	0.897	0.832	0.862	0.832	0.839	0.823	0.823	0.802	0.718	0.791	
2017	0.906	0.832	0.857	0.817	0.840	0.824	0.835	0.791	0.714	0.808	
2018	0.908	0.835	0.858	0.830	0.846	0.853	0.835	0.806	0.728	0.803	
2019	0.910	0.842	0.853	0.821	0.842	0.843	0.841	0.810	0.734	0.799	
2020	0.903	0.828	0.844	0.835	0.843	0.819	0.833	0.817	0.728	0.811	
2021	0.910	0.825	0.852	0.825	0.837	0.817	0.830	0.814	0.761	0.812	
2022	0.905	0.846	0.852	0.820	0.830	0.830	0.832	0.808	0.732	0.823	

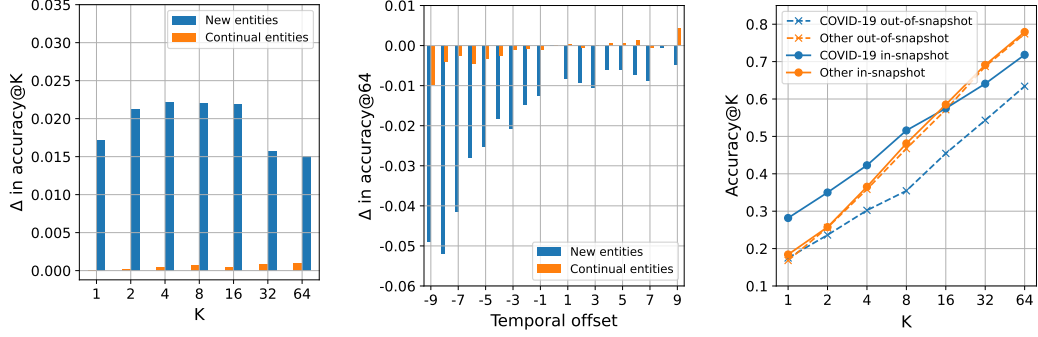
changes very little with time. In order to verify this hypothesis, we randomly selected 100 continual entity-mention pairs, and compared the difference in both mention contexts and entity descriptions between the years 2013 and 2022. We found that in most cases (>95%), while the textual description of the continual entity is changed (supported by Figs. 3a–3b), its meaning remains the same.

Moreover, we address the second part of **Q2** targeting the effect of timespan between the snapshot used for finetuning and the one used for evaluation. To accomplish this, in Fig. 5b we showcase the impact of in-snapshot finetuning relative to the *temporal offset* between the snapshot the model was tested and the snapshot the model was finetuned on. For negative temporal offset,<sup>8</sup> we observe a decrease in the performance difference between in-snapshot and out-of-snapshot setups as the offset approaches to zero. This indicates that the model can benefit more from recent snapshots than from snapshots further in the past. Curiously, we observe a slight increase in performance for out-of-snapshot *continual* entities trained on future snapshots (positive temporal offsets in Fig. 5b). This suggests that the changes in continual entities are *accumulative* in Wikipedia, with later versions of entity descriptions also including the information from the past. For instance, we have observed that for entities describing people, the newly added information on the occupation (e.g., soccer coach) is appended to the occupation description a person had in the past (e.g., soccer player).

Next, we analyze the EL performance on *new* entities and whether they are differently affected than the *continual* ones (**Q3**). We plot the in-snapshot and out-of-snapshot average temporal change in accuracy@64 scores across all finetuned models for both types of entities in Fig. 4b. We observe that, in general, the performance on *new* entities is superior to that on *continual* ones. Furthermore, as observed above, the performance gain from in-snapshot finetuning on new entities is superior compared to that on continual ones (supported by Fig. 4b and Figs. 5a–5b). This difference suggests that new entities require a higher degree of additional snapshot-specific knowledge to be correctly

<sup>8</sup>Evaluation snapshot comes from later time period than the snapshot the model was finetuned on.





(a) Effect of in-snapshot finetuning (y-axis) across different accuracy thresholds  $K$ . (b) In-snapshot finetuning (offset 0) compared to finetuning on past and future snapshots (– and + offsets). (c) In-snapshot finetuning effect on COVID-19 related and other *new entities* from 2021 snapshot.

Figure 5: Impact of finetuning and evaluating on the same snapshot (*in-snapshot*) compared to finetuning and evaluating on different snapshots (*out-of-snapshot*). We observe: (a) a superior impact of in-snapshot finetuning on *new* entities compared to *continual* ones, (b) a decrease in performance when finetuning on increasingly older spanshots, and (c) dominant effect of in-snapshot finetuning on entities that require fundamentally new knowledge (e.g., COVID-19 related entities).

disambiguated. Additionally, the graph in Fig. 4b reveals that this delta in performance is larger for more recent years (starting from 2018). We hypothesize that this behaviour is due to the fact that the used original BERT model[14] has not been exposed to more recent new entities during pre-training. It also suggests a complementary effect between task-specific finetuning on TempEL dataset and language model pre-training on larger corpora.

Furthermore, to better understand the superior performance on new entities, we manually analyze 100 randomly selected *new* entities from our dataset. We found that a large majority ( $\sim 90\%$ ) of entities were either events that are recurrent in nature (e.g., “2018 BNP Paribas Open”) ( $\sim 68\%$ ) or extracts of already existing pages ( $\sim 22\%$ ). We conjecture<sup>9</sup> that these entities require little additional knowledge to be disambiguated, since either they already exist (as part of the content of other entities) or are very similar to already existing entities in Wikipedia. This contrasts sharply with the performance drop observed for *new* entities in the temporal snapshot 2021, as exhibited in both Fig. 4b and Table 2. This decrease is mostly driven by COVID-19 related entities, which constitute 24% of the new entities, which are linked to by 30% of the mentions in this spanshot. The disambiguation of these cases requires completely new and fundamentally different, previously non-existent knowledge. Since this knowledge is not present in the original corpus used to pre-train the BERT encoder nor in any of the previous snapshots, our EL model based on it struggles.

Finally, we analyze the impact of new entities finetuning (**Q2**) on the temporal snapshot 2021, for which our model exhibits the lowest temporal performance driven by COVID-19 disambiguation instances (see above). Figure 5c showcases the impact of in- and out-of-snapshot finetuning on the performance on COVID-19 related entities compared to *other* new entities for different thresholds  $K$  of the accuracy@ $K$  metric. We observe a large difference in performance (up to 14% accuracy@64 points) between COVID-19 related and the rest of the instances for out-of-snapshot finetuning. This difference is significantly decreased when finetuning on the 2021 snapshot (in-snapshot finetuning), achieving superior accuracy on COVID-19 related entities for lower values of  $K$  compared to *other* entities. In contrast, the difference between out- and in-snapshot performance on these non-COVID-19 related entities (*other* entities in Fig. 5c) is marginal. This suggests that in-snapshot finetuning has dominant impact on new entities that require fundamentally new, previously non-existent knowledge in Wikipedia.

<sup>9</sup>See Section A.11 of the supplementary material for further details on the performance on these different new entity types.

## 5 Limitations and future work

A number of dataset and model-related aspects were left unexplored in the current work. Our clarifications thereof below may help the community to understand the limitations and potential future research directions to extend our efforts.

**Effect of pre-training on new corpora** Recent work has demonstrated the benefits of pre-training language models on more recent corpora (e.g., the latest Wikipedia versions) when applied on downstream tasks [2, 45]. We hypothesize that this pre-training may also improve EL performance for our TempEL, especially for *new* entities that require new world knowledge.

**Changes in mention context** Our work focused mostly on changes in target entities, leaving the effect of changes in mention context on EL performance unexplored. For example, Fig. 3c shows a notable temporal drop in Jaccard vocabulary similarity of the context surrounding mentions. This suggests that mentions, as well as the text surrounding them, are quite volatile and evolve over time, making them an interesting subject for future research.

**Cross-lingual time evolution** Our dataset is limited to English Wikipedia. Yet, since recent work [5, 11] has shown the benefits of training EL models in a cross-lingual setting, studying cross-lingual temporal evolution of entity linking task may also be an interesting future research direction. Furthermore, it will complement the recent growing interest in creating entity linking datasets for a number of low-resourced languages [6, 25, 53, 68].

## 6 Conclusion

This paper introduced TempEL, a new large-scale temporal entity linking dataset composed of 10 yearly snapshots of Wikipedia target entities linked to by anchor mentions. In our dataset creation pipeline, we put special focus on the quality assurance and future extensibility of TempEL. Furthermore, we established baseline entity linking results across different years, which revealed a noticeable performance deterioration on test data more recent than the training data. We further examined the most challenging cases, suggesting the need for updating the pre-trained language model of our EL model, at least to perform well on newly appearing entities that require new world knowledge (e.g., in case of COVID-19). Finally, we described limitations of our work and discussed potential future research directions.

## Acknowledgments and Disclosure of Funding

Part of the research leading to these results has received funding from (i) the European Union’s Horizon 2020 research and innovation programme under grant agreement no. 761488 for the CPN project,<sup>10</sup> (ii) the Flemish Government under the programme “Onderzoeksprogramma Artificial Intelligence (AI) Vlaanderen”, (iii) the Research Foundation – Flanders grant no. V412922N for Long Stay Abroad at Copenhagen University, and (iv) DFF Sapere Aude grant No 0171-00034B ‘Learning to Explain Attitudes on Social Media (EXPANSE)’.

## References

- [1] Oshin Agarwal, Heming Ge, Siamak Shakeri, and Rami Al-Rfou. Knowledge graph based synthetic corpus generation for knowledge-enhanced language model pre-training. In *Proceedings of the 2021 Conference of the North American Chapter of the Association for Computational Linguistics: Human Language Technologies (NAACL-HLT 2021)*, pages 3554–3565, 2021.
- [2] Oshin Agarwal and Ani Nenkova. Temporal effects on pre-trained models for language processing tasks. *Transactions of the Association for Computational Linguistics (TACL 2022)*, 10:904–921, 2022.
- [3] Prabal Agarwal, Jannik Strötgen, Luciano Del Corro, Johannes Hoffart, and Gerhard Weikum. diaNED: Time-aware named entity disambiguation for diachronic corpora. In *Proceedings of the 2018 Annual Meeting of the Association for Computational Linguistics (ACL 2018)*, pages 686–693, 2018.
- [4] Rami Aly, Zhijiang Guo, Michael Schlichtkrull, James Thorne, Andreas Vlachos, Christos Christodoulopoulos, Oana Cocarascu, and Arpit Mittal. FEVEROUS: Fact extraction and verification over unstructured and structured information. In *Proceedings of the 2021 Conference on Neural Information Processing Systems Datasets and Benchmarks Track (NeurIPS 2021)*, 2021.
- [5] Jan A. Botha, Zifei Shan, and Daniel Gillick. Entity linking in 100 languages. In *Proceedings of the 2020 Conference on Empirical Methods in Natural Language Processing (EMNLP 2020)*, pages 7833–7845, 2020.
- [6] Gaëtan Caillaud, Cécile Gracianne, Nathalie Abadie, Guillaume Touya, and Samuel Auclair. Automated construction of a french entity linking dataset to geolocate social network posts in the context of natural disasters. In *Proceedings of the 2022 International Conference on Information Systems for Crisis Response and Management (ISCRAM 2022)*, 2022.
- [7] Anthony Chen, Pallavi Gudipati, Shayne Longpre, Xiao Ling, and Sameer Singh. Evaluating entity disambiguation and the role of popularity in retrieval-based NLP. In *Proceedings of the 2021 Annual Meeting of the Association for Computational Linguistics and the International Joint Conference on Natural Language Processing (ACL-IJCNLP 2021)*, pages 4472–4485, 2021.
- [8] Quang Vinh Dang and Claudia-Lavinia Ignat. Quality assessment of wikipedia articles without feature engineering. In *Proceedings of the 16th ACM/IEEE-CS on Joint Conference on Digital Libraries*, pages 27–30, 2016.
- [9] Nicola De Cao, Wilker Aziz, and Ivan Titov. Highly parallel autoregressive entity linking with discriminative correction. In *Proceedings of the 2021 Conference on Empirical Methods in Natural Language Processing (EMNLP 2021)*, pages 7662–7669, 2021.
- [10] Nicola De Cao, Gautier Izacard, Sebastian Riedel, and Fabio Petroni. Autoregressive entity retrieval. In *Proceedings of the 2021 International Conference on Learning Representations (ICLR 2021)*, 2021.
- [11] Nicola De Cao, Ledell Wu, Kashyap Papat, Mikel Artetxe, Naman Goyal, Mikhail Plekhanov, Luke Zettlemoyer, Nicola Cancedda, Sebastian Riedel, and Fabio Petroni. Multilingual autoregressive entity linking. *Transactions of the Association for Computational Linguistics*, 10:274–290, 2022.
- [12] Leon Derczynski, Kalina Bontcheva, and Ian Roberts. Broad twitter corpus: A diverse named entity recognition resource. In *Proceedings of the 2016 International Conference on Computational Linguistics (COLING 2016)*, pages 1169–1179, 2016.
- [13] Leon Derczynski, Diana Maynard, Giuseppe Rizzo, Marieke Van Erp, Genevieve Gorrell, Raphaël Troncy, Johann Petrak, and Kalina Bontcheva. Analysis of named entity recognition and linking for tweets. *Information Processing & Management*, 51(2):32–49, 2015.

---

<sup>10</sup><https://www.projectcpn.eu/>

- [14] Jacob Devlin, Ming-Wei Chang, Kenton Lee, and Kristina Toutanova. BERT: Pre-training of deep bidirectional transformers for language understanding. In *Proceedings of the 2019 Conference of the North American Chapter of the Association for Computational Linguistics: Human Language Technologies (NAACL-HLT 2019)*, pages 4171–4186, 2019.
- [15] Bhuwan Dhingra, Jeremy R Cole, Julian Martin Eisenschlos, Daniel Gillick, Jacob Eisenstein, and William W Cohen. Time-aware language models as temporal knowledge bases. *Transactions of the Association for Computational Linguistics*, 10:257–273, 2022.
- [16] Emily Dinan, Stephen Roller, Kurt Shuster, Angela Fan, Michael Auli, and Jason Weston. Wizard of Wikipedia: Knowledge-powered conversational agents. In *Proceedings of the 2018 International Conference on Learning Representations (ICLR 2018)*, 2018.
- [17] Yotam Eshel, Noam Cohen, Kira Radinsky, Shaul Markovitch, Ikuya Yamada, and Omer Levy. Named entity disambiguation for noisy text. In *Proceedings of the 2017 Conference on Computational Natural Language Learning (CoNLL 2017)*, pages 58–68, 2017.
- [18] Thibault Févry, Livio Baldini Soares, Nicholas FitzGerald, Eunsol Choi, and Tom Kwiatkowski. Entities as experts: Sparse memory access with entity supervision. In *Proceedings of the 2020 Conference on Empirical Methods in Natural Language Processing (EMNLP 2020)*, pages 4937–4951, 2020.
- [19] Octavian-Eugen Ganea and Thomas Hofmann. Deep joint entity disambiguation with local neural attention. In *Proceedings of the 2017 Conference on Empirical Methods in Natural Language Processing (EMNLP 2017)*, pages 2619–2629, 2017.
- [20] Timnit Gebru, Jamie Morgenstern, Briana Vecchione, Jennifer Wortman Vaughan, Hanna Wallach, Hal Daumé Iii, and Kate Crawford. Datasheets for datasets. *Communications of the ACM*, 64(12):86–92, 2021.
- [21] Zhaochen Guo and Denilson Barbosa. Robust named entity disambiguation with random walks. *Semantic Web*, 9(4):459–479, 2018.
- [22] Kelvin Guu, Kenton Lee, Zora Tung, Panupong Pasupat, and Ming-Wei Chang. REALM: Retrieval-augmented language model pre-training. *CoRR*, abs/2002.08909, 2020.
- [23] Yu He, Jianxin Li, Yangqiu Song, Mutian He, Hao Peng, et al. Time-evolving text classification with deep neural networks. In *Proceedings of the 2018 International Joint Conference on Artificial Intelligence (IJCAI 2018)*, pages 2241–2247, 2018.
- [24] Benjamin Heinzerling and Kentaro Inui. Language models as knowledge bases: On entity representations, storage capacity, and paraphrased queries. In *Proceedings of the 2021 Conference of the European Chapter of the Association for Computational Linguistics (EACL 2021)*, pages 1772–1791, 2021.
- [25] Leonhard Hennig, Phuc Tran Truong, and Aleksandra Gabryszak. Mobie: A german dataset for named entity recognition, entity linking and relation extraction in the mobility domain. In *Proceedings of the 2021 Conference on Natural Language Processing (KONVENS 2021)*, pages 223–227, 2021.
- [26] Johannes Hoffart, Mohamed Amir Yosef, Ilaria Bordino, Hagen Fürstenu, Manfred Pinkal, Marc Spaniol, Bilyana Taneva, Stefan Thater, and Gerhard Weikum. Robust disambiguation of named entities in text. In *Proceedings of the 2011 Conference on Empirical Methods in Natural Language Processing (EMNLP 2011)*, pages 782–792, 2011.
- [27] Xiaolei Huang and Michael J Paul. Examining temporality in document classification. In *Proceedings of the 2018 Annual Meeting of the Association for Computational Linguistics (ACL 2018)*, pages 694–699, 2018.
- [28] Joel Jang, Seonghyeon Ye, Changho Lee, Sohee Yang, Joongbo Shin, Janghoon Han, Gyeonghun Kim, and Minjoon Seo. TemporalWiki: A lifelong benchmark for training and evaluating ever-evolving language models. *CoRR*, abs/2204.14211, 2022.
- [29] Heng Ji, Ralph Grishman, Hoa Trang Dang, Kira Griffitt, and Joe Ellis. Overview of the TAC 2010 knowledge base population track. In *Proceedings of the 2010 Text Analysis Conference (TAC 2010)*, pages 1–25, 2010.
- [30] Heng Ji, Joel Nothman, Ben Hachey, and Radu Florian. Overview of TAC-KBP 2015 tri-lingual entity discovery and linking. In *Proceedings of the 2015 Text Analysis Conference (TAC 2015)*, 2015.
- [31] Jialei Jiang and Matthew A Vetter. The good, the bot, and the ugly: Problematic information and critical media literacy in the postdigital era. *Postdigital Science and Education*, 2(1):78–94, 2020.

- [32] Kelvin Jiang, Dekun Wu, and Hui Jiang. FreebaseQA: A new factoid qa data set matching trivia-style question-answer pairs with freebase. In *Proceedings of the 2019 Conference of the North American Chapter of the Association for Computational Linguistics: Human Language Technologies (NAACL-HLT 2019)*, pages 318–323, 2019.
- [33] Jeff Johnson, Matthijs Douze, and Hervé Jégou. Billion-scale similarity search with GPUs. *IEEE Transactions on Big Data*, 7(3):535–547, 2021.
- [34] Mandar Joshi, Eunsol Choi, Daniel S Weld, and Luke Zettlemoyer. TriviaQA: A large scale distantly supervised challenge dataset for reading comprehension. In *Proceedings of the 2017 Annual Meeting of the Association for Computational Linguistics (ACL 2017)*, pages 1601–1611, 2017.
- [35] Mandar Joshi, Omer Levy, Luke Zettlemoyer, and Daniel S Weld. BERT for coreference resolution: Baselines and analysis. In *Proceedings of the 2019 Conference on Empirical Methods in Natural Language Processing and the International Joint Conference on Natural Language Processing (EMNLP-IJCNLP 2019)*, pages 5807–5812, 2019.
- [36] Vladimir Karpukhin, Barlas Oguz, Sewon Min, Patrick Lewis, Ledell Wu, Sergey Edunov, Danqi Chen, and Wen-tau Yih. Dense passage retrieval for open-domain question answering. In *Proceedings of the 2020 Conference on Empirical Methods in Natural Language Processing (EMNLP 2020)*, pages 6769–6781, 2020.
- [37] Nora Kassner, Philipp Dufter, and Hinrich Schütze. Multilingual LAMA: Investigating knowledge in multilingual pretrained language models. In *Proceedings of the 2021 Conference of the European Chapter of the Association for Computational Linguistics (EACL 2021)*, pages 3250–3258, 2021.
- [38] Nikolaos Kolitsas, Octavian-Eugen Ganea, and Thomas Hofmann. End-to-end neural entity linking. In *Proceedings of the 2018 Conference on Computational Natural Language Learning (CoNLL 2018)*, pages 519–529, 2018.
- [39] Sayali Kulkarni, Amit Singh, Ganesh Ramakrishnan, and Soumen Chakrabarti. Collective annotation of Wikipedia entities in web text. In *Proceedings of the 2009 ACM International Conference on Knowledge Discovery and Data Mining (SIGKDD 2009)*, pages 457–466, 2009.
- [40] Angeliki Lazaridou, Adhi Kuncoro, Elena Gribovskaya, Devang Agrawal, Adam Liska, Tayfun Terzi, Mai Gimenez, Cyprien de Masson d’Autume, Tomas Kocisky, Sebastian Ruder, et al. Mind the gap: Assessing temporal generalization in neural language models. In *Proceedings of the 2021 Advances in Neural Information Processing Systems (NeurIPS 2021)*, pages 29348–29363, 2021.
- [41] Patrick Lewis, Ethan Perez, Aleksandra Piktus, Fabio Petroni, Vladimir Karpukhin, Naman Goyal, Heinrich Küttler, Mike Lewis, Wen-tau Yih, Tim Rocktäschel, et al. Retrieval-augmented generation for knowledge-intensive nlp tasks. In *Proceedings of the 2020 Advances in Neural Information Processing Systems (NeurIPS 2020)*, pages 9459–9474, 2020.
- [42] Patrick Lewis, Yuxiang Wu, Linqing Liu, Pasquale Minervini, Heinrich Küttler, Aleksandra Piktus, Pontus Stenetorp, and Sebastian Riedel. Paq: 65 million probably-asked questions and what you can do with them. *Transactions of the Association for Computational Linguistics*, 9:1098–1115, 2021.
- [43] Ruibo Liu, Guoqing Zheng, Shashank Gupta, Radhika Gaonkar, Chongyang Gao, Soroush Vosoughi, Milad Shokouhi, and Ahmed Hassan Awadallah. Knowledge infused decoding. In *Proceedings of the 2022 International Conference on Learning Representations (ICLR 2022)*, 2022.
- [44] Lajanugen Logeswaran, Ming-Wei Chang, Kenton Lee, Kristina Toutanova, Jacob Devlin, and Honglak Lee. Zero-shot entity linking by reading entity descriptions. In *Proceedings of the 2019 Annual Meeting of the Association for Computational Linguistics (ACL 2019)*, pages 3449–3460, 2019.
- [45] Daniel Loureiro, Francesco Barbieri, Leonardo Neves, Luis Espinosa Anke, and Jose Camacho-Collados. TimeLMs: Diachronic language models from twitter. In *Proceedings of the 2022 Annual Meeting of the Association for Computational Linguistics (ACL 2022)*, pages 251–260, 2022.
- [46] Jan Lukes and Anders Søgaard. Sentiment analysis under temporal shift. In *Proceedings of the 2018 Workshop on Computational Approaches to Subjectivity, Sentiment and Social Media Analysis (WASSA@EMNLP 2018)*, pages 65–71, 2018.
- [47] Kelvin Luu, Daniel Khashabi, Suchin Gururangan, Karishma Mandyam, and Noah A Smith. Time waits for no one! analysis and challenges of temporal misalignment. *CoRR*, 2021.

- [48] Pierre-Emmanuel Mazare, Samuel Humeau, Martin Raison, and Antoine Bordes. Training millions of personalized dialogue agents. In *Proceedings of the 2018 Conference on Empirical Methods in Natural Language Processing (EMNLP 2018)*, pages 2775–2779, 2018.
- [49] David Milne and Ian H Witten. Learning to link with wikipedia. In *Proceedings of the 2008 ACM conference on Information and knowledge management (CIKM 2008)*, pages 509–518, 2008.
- [50] Sunil Mohan and Donghui Li. MedMentions: A large biomedical corpus annotated with UMLS concepts. In *Proceedings of the 2018 Automated Knowledge Base Construction (AKBC 2018)*, 2018.
- [51] Jianmo Ni, Jiacheng Li, and Julian McAuley. Justifying recommendations using distantly-labeled reviews and fine-grained aspects. In *Proceedings of the 2019 Conference on Empirical Methods in Natural Language Processing and the International Joint Conference on Natural Language Processing (EMNLP-IJCNLP 2019)*, pages 188–197, 2019.
- [52] Andrea Giovanni Nuzzolese, Anna Lisa Gentile, Valentina Presutti, Aldo Gangemi, Darío Garigliotti, and Roberto Navigli. Open knowledge extraction challenge. In *Proceedings of the 2015 Semantic Web Evaluation Challenges (SemWebEval@ESWC 2015)*, pages 3–15, 2015.
- [53] Maciej Ogrodniczuk and Włodzimierz Gruszczyński. Wikipedia-based entity linking for the digital library of polish and poland-related news pamphlets. In *Proceedings of the 2020 International Conference on Asian Digital Libraries (ICADL 2020)*, pages 81–88, 2020.
- [54] Yasumasa Onoe and Greg Durrett. Fine-grained entity typing for domain independent entity linking. In *Proceedings of the 2020 Conference on Artificial Intelligence (AAAI 2020)*, pages 8576–8583, 2020.
- [55] Yasumasa Onoe, Michael JQ Zhang, Eunsol Choi, and Greg Durrett. CREAK: A dataset for common-sense reasoning over entity knowledge. In *Proceedings of the 2021 Conference on Neural Information Processing Systems Datasets and Benchmarks Track (NeurIPS 2021)*, 2021.
- [56] Laurel Orr, Megan Leszczynski, Simran Arora, Sen Wu, Neel Guha, Xiao Ling, and Christopher Re. Bootleg: Chasing the tail with self-supervised named entity disambiguation. In *Proceedings of the 2021 Conference on Innovative Data Systems Research (CIDR 2021)*, 2021.
- [57] Matthew E Peters, Mark Neumann, Robert Logan, Roy Schwartz, Vidur Joshi, Sameer Singh, and Noah A Smith. Knowledge enhanced contextual word representations. In *Proceedings of the 2019 Conference on Empirical Methods in Natural Language Processing and the International Joint Conference on Natural Language Processing (EMNLP-IJCNLP 2019)*, pages 43–54, 2019.
- [58] Fabio Petroni, Aleksandra Piktus, Angela Fan, Patrick Lewis, Majid Yazdani, Nicola De Cao, James Thorne, Yacine Jernite, Vladimir Karpukhin, Jean Maillard, et al. KILT: a benchmark for knowledge intensive language tasks. In *Proceedings of the 2021 Conference of the North American Chapter of the Association for Computational Linguistics: Human Language Technologies (NAACL-HLT 2021)*, 2021.
- [59] Fabio Petroni, Tim Rocktäschel, Sebastian Riedel, Patrick Lewis, Anton Bakhtin, Yuxiang Wu, and Alexander Miller. Language models as knowledge bases? In *Proceedings of the 2019 Conference on Empirical Methods in Natural Language Processing and the International Joint Conference on Natural Language Processing (EMNLP-IJCNLP 2019)*, pages 2463–2473, 2019.
- [60] Vera Provatorova, Samarth Bhargav, Svitlana Vakulenko, and Evangelos Kanoulas. Robustness evaluation of entity disambiguation using prior probes: the case of entity overshadowing. In *Proceedings of the 2021 Conference on Empirical Methods in Natural Language Processing (EMNLP 2021)*, pages 10501–10510, 2021.
- [61] Jonathan Raiman. DeepType 2: Superhuman entity linking all you need is type interactions. In *Proceedings of the 2022 Conference on Artificial Intelligence (AAAI 2022)*, 2022.
- [62] Delip Rao, Paul McNamee, and Mark Dredze. Entity linking: Finding extracted entities in a knowledge base. In *Multi-Source, Multilingual Information Extraction and Summarization*, pages 93–115. Springer, 2013.
- [63] Lev Ratinov, Dan Roth, Doug Downey, and Mike Anderson. Local and global algorithms for disambiguation to Wikipedia. In *Proceedings of the 2011 Annual Meeting of the Association for Computational Linguistics (ACL 2011)*, pages 1375–1384, 2011.
- [64] Ryokan Ri, Ikuya Yamada, and Yoshimasa Tsuruoka. mLUKE: The power of entity representations in multilingual pretrained language models. In *Proceedings of the 2022 Annual Meeting of the Association for Computational Linguistics (ACL 2022)*, pages 7316–7330, 2022.

- [65] Shruti Rijhwani and Daniel Preotiuc-Pietro. Temporally-informed analysis of named entity recognition. In *Proceedings of the 2020 Annual Meeting of the Association for Computational Linguistics (ACL 2020)*, pages 7605–7617, 2020.
- [66] Michael Röder, Ricardo Usbeck, Sebastian Hellmann, Daniel Gerber, and Andreas Both. N<sup>3</sup>-a collection of datasets for named entity recognition and disambiguation in the nlp interchange format. In *Proceedings of the 2014 International Conference on Language Resources and Evaluation (LREC 2014)*, pages 3529–3533, 2014.
- [67] Michael Röder, Ricardo Usbeck, and Axel-Cyrille Ngonga Ngomo. GERBIL–benchmarking named entity recognition and linking consistently. *Semantic Web*, 9(5):605–625, 2018.
- [68] Henry Rosales Méndez. *Towards a fine-grained entity linking approach*. PhD thesis, Universidad de Chile, 2021.
- [69] Henry Rosales-Méndez, Aidan Hogan, and Barbara Poblete. Voxel: a benchmark dataset for multilingual entity linking. In *Proceedings of the 2018 International Semantic Web Conference (ISWC 2018)*, pages 170–186, 2018.
- [70] Andrew Runge and Eduard Hovy. Exploring neural entity representations for semantic information. In *Proceedings of the 2020 BlackboxNLP Workshop on Analyzing and Interpreting Neural Networks for NLP (BlackboxNLP@EMNLP 2020)*, pages 204–216, 2020.
- [71] Apoorv Saxena, Soumen Chakrabarti, and Partha Talukdar. Question answering over temporal knowledge graphs. In *Proceedings of the 2021 Annual Meeting of the Association for Computational Linguistics and the International Joint Conference on Natural Language Processing (ACL-IJCNLP 2021)*, pages 6663–6676, 2021.
- [72] Özge Sevgili, Artem Shelmanov, Mikhail Y. Arkhipov, Alexander Panchenko, and Chris Biemann. Neural entity linking: A survey of models based on deep learning. *Semantic Web*, 13(3):527–570, 2022.
- [73] James Thorne, Andreas Vlachos, Christos Christodoulopoulos, and Arpit Mittal. FEVER: a large-scale dataset for Fact Extraction and VERification. In *Proceedings of the 2018 Conference of the North American Chapter of the Association for Computational Linguistics: Human Language Technologies (NAACL-HLT 2018)*, pages 809–819, 2018.
- [74] Ricardo Usbeck, Michael Röder, Axel-Cyrille Ngonga Ngomo, Ciro Baron, Andreas Both, Martin Brümmer, Diego Ceccarelli, Marco Cornolti, Didier Cherix, Bernd Eickmann, et al. GERBIL: general entity annotator benchmarking framework. In *Proceedings of the 2015 International Conference on World Wide Web (WWW 2015)*, pages 1133–1143, 2015.
- [75] Pat Verga, Haitian Sun, Livio Baldini Soares, and William Cohen. Adaptable and interpretable neural memoryover symbolic knowledge. In *Proceedings of the 2021 Conference of the North American Chapter of the Association for Computational Linguistics: Human Language Technologies (NAACL-HLT 2021)*, pages 3678–3691, 2021.
- [76] Severine Verlinden, Klim Zaporozets, Johannes Deleu, Thomas Demeester, and Chris Develder. Injecting knowledge base information into end-to-end joint entity and relation extraction and coreference resolution. In *Findings of the 2021 Association for Computational Linguistics and the International Joint Conference on Natural Language Processing (ACL-IJCNLP 2021)*, pages 1952–1957, 2021.
- [77] Ping Wang and Xiaodan Li. Assessing the quality of information on Wikipedia: A deep-learning approach. *Journal of the Association for Information Science and Technology*, 71(1):16–28, 2020.
- [78] Andrew G West, Sampath Kannan, and Insup Lee. Detecting Wikipedia vandalism via spatio-temporal analysis of revision metadata? In *Proceedings of the Third European Workshop on System Security (EUROSEC 2010)*, pages 22–28, 2010.
- [79] Thomas Wolf, Lysandre Debut, Victor Sanh, Julien Chaumond, Clement Delangue, Anthony Moi, Pierric Cistac, Tim Rault, Rémi Louf, Morgan Funtowicz, et al. Transformers: State-of-the-art natural language processing. In *Proceedings of the 2020 Conference on Empirical Methods in Natural Language Processing: System Demonstrations (EMNLP 2020)*, pages 38–45, 2020.
- [80] Ledell Wu, Fabio Petroni, Martin Josifoski, Sebastian Riedel, and Luke Zettlemoyer. Zero-shot entity linking with dense entity retrieval. In *Proceedings of the 2020 Conference on Empirical Methods in Natural Language Processing (EMNLP 2020)*, pages 6397–6407, 2020.



- [81] Ikuya Yamada, Akari Asai, Hiroyuki Shindo, Hideaki Takeda, and Yuji Matsumoto. LUKE: Deep contextualized entity representations with entity-aware self-attention. In *Proceedings of the 2020 Conference on Empirical Methods in Natural Language Processing (EMNLP 2020)*, pages 6442–6454, 2020.
- [82] Ikuya Yamada, Hiroyuki Shindo, Hideaki Takeda, and Yoshiyasu Takefuji. Joint learning of the embedding of words and entities for named entity disambiguation. In *Proceedings of The 2016 SIGNLL Conference on Computational Natural Language Learning (CoNLL 2016)*, pages 250–259, 2016.
- [83] Ikuya Yamada, Koki Washio, Hiroyuki Shindo, and Yuji Matsumoto. Global entity disambiguation with pretrained contextualized embeddings of words and entities. *CoRR*, abs/1909.00426, 2020.
- [84] Bishan Yang and Tom Mitchell. Leveraging knowledge bases in LSTMs for improving machine reading. In *Proceedings of the 2017 Annual Meeting of the Association for Computational Linguistics (ACL 2017)*, pages 1436–1446, 2017.
- [85] Yuan Yao, Deming Ye, Peng Li, Xu Han, Yankai Lin, Zhenghao Liu, Zhiyuan Liu, Lixin Huang, Jie Zhou, and Maosong Sun. DocRED: A large-scale document-level relation extraction dataset. In *Proceedings of the 2019 Annual Meeting of the Association for Computational Linguistics (ACL 2019)*, pages 764–777, 2019.
- [86] Michihiro Yasunaga, Hongyu Ren, Antoine Bosselut, Percy Liang, and Jure Leskovec. QA-GNN: Reasoning with language models and knowledge graphs for question answering. In *Proceedings of the 2021 Conference of the North American Chapter of the Association for Computational Linguistics: Human Language Technologies (NAACL-HLT 2021)*, pages 535–546, 2021.
- [87] Scott Wen-tau Yih, Ming-Wei Chang, Xiaodong He, and Jianfeng Gao. Semantic parsing via staged query graph generation: Question answering with knowledge base. In *Proceedings of the 2015 Conference of the Annual Meeting of the Association for Computational Linguistics and the International Joint Conference on Natural Language Processing (ACL-IJCNLP 2015)*, 2015.
- [88] Klim Zaporozhets, Johannes Deleu, Thomas Demeester, and Chris Develder. Towards consistent document-level entity linking: Joint models for entity linking and coreference resolution. In *Proceedings of the 2022 Annual Meeting of the Association for Computational Linguistics (ACL 2022)*, pages 778–784, 2022.
- [89] Klim Zaporozhets, Johannes Deleu, Chris Develder, and Thomas Demeester. DWIE: An entity-centric dataset for multi-task document-level information extraction. *Information Processing & Management*, 58(4):102563, 2021.
- [90] Wenzheng Zhang, Wenyue Hua, and Karl Stratos. EntQA: Entity linking as question answering. In *Proceedings of the 2022 International Conference on Learning Representations (ICLR 2022)*, 2022.
- [91] Lei Zheng, Christopher M Albano, Neev M Vora, Feng Mai, and Jeffrey V Nickerson. The roles bots play in Wikipedia. In *Proceedings of the 2019 ACM on Human-Computer Interaction (ACM SIGCHI 2019)*, pages 1–20, 2019.

## Checklist

The checklist follows the references. Please read the checklist guidelines carefully for information on how to answer these questions. For each question, change the default **[TODO]** to **[Yes]**, **[No]**, or **[N/A]**. You are strongly encouraged to include a **justification to your answer**, either by referencing the appropriate section of your paper or providing a brief inline description. For example:

- Did you include the license to the code and datasets? **[Yes]** See the supplementary materials.

Please do not modify the questions and only use the provided macros for your answers. Note that the Checklist section does not count towards the page limit. In your paper, please delete this instructions block and only keep the Checklist section heading above along with the questions/answers below.

1. For all authors...
  - (a) Do the main claims made in the abstract and introduction accurately reflect the paper's contributions and scope? **[Yes]**
  - (b) Did you describe the limitations of your work? **[Yes]**
  - (c) Did you discuss any potential negative societal impacts of your work? **[N/A]**
  - (d) Have you read the ethics review guidelines and ensured that your paper conforms to them? **[Yes]**
2. If you are including theoretical results...
  - (a) Did you state the full set of assumptions of all theoretical results? **[N/A]**
  - (b) Did you include complete proofs of all theoretical results? **[N/A]**
3. If you ran experiments (e.g. for benchmarks)...
  - (a) Did you include the code, data, and instructions needed to reproduce the main experimental results (either in the supplemental material or as a URL)? **[Yes]** The link to the dataset will be shared as part of the supplementary material.
  - (b) Did you specify all the training details (e.g., data splits, hyperparameters, how they were chosen)? **[Yes]** See the supplementary material.
  - (c) Did you report error bars (e.g., with respect to the random seed after running experiments multiple times)? **[No]** No additional computational resources for this, yet the results across multiple temporal snapshots used to finetune are consistent.
  - (d) Did you include the total amount of compute and the type of resources used (e.g., type of GPUs, internal cluster, or cloud provider)? **[Yes]** See the supplementary material.
4. If you are using existing assets (e.g., code, data, models) or curating/releasing new assets...
  - (a) If your work uses existing assets, did you cite the creators? **[Yes]**
  - (b) Did you mention the license of the assets? **[Yes]** See supplementary material
  - (c) Did you include any new assets either in the supplemental material or as a URL? **[No]**
  - (d) Did you discuss whether and how consent was obtained from people whose data you're using/curating? **[N/A]**
  - (e) Did you discuss whether the data you are using/curating contains personally identifiable information or offensive content? **[N/A]**
5. If you used crowdsourcing or conducted research with human subjects...
  - (a) Did you include the full text of instructions given to participants and screenshots, if applicable? **[N/A]**
  - (b) Did you describe any potential participant risks, with links to Institutional Review Board (IRB) approvals, if applicable? **[N/A]**
  - (c) Did you include the estimated hourly wage paid to participants and the total amount spent on participant compensation? **[N/A]**

## A Supplementary material

### A.1 Dataset and code distribution

**Link to the dataset** The reviewers can access the dataset using the following link: <https://cloud.ilabt.imec.be/index.php/s/RinXy8NgqdW58RW>. The dataset and the baseline code will be made publicly available in a dedicated GitHub repository upon acceptance.

**License** TempEL is distributed under Creative Commons Attribution-ShareAlike 4.0 International license (CC BY-SA 4.0).<sup>11</sup>

**Maintenance** The maintenance and extension to further temporal snapshots of TempEL will be carried out by the authors of the paper. Additionally, we will make the code public to create potential new variations and extensions of TempEL using a number of hyperparameters (see Sections A.4 and A.5 for further details).

### A.2 Datasheet for TempEL

In this section we provide a more detailed documentation of the dataset with the intended uses. We base ourselves on the datasheet proposed by [20].

#### A.2.1 Motivation

**For what purpose was the dataset created?** The TempEL dataset was created to evaluate how the temporal change of anchor mentions and that of target Knowledge Base (KB; i.e., modification or creation of new entities) affects the *entity linking* (EL) task. This contrasts with the currently existing datasets [58, 67, 72, 74], which are associated with a single version of the target KB such as the Wikipedia 2010 for the widely adopted CoNLL-AIDA[26] dataset. We expect that TempEL will encourage research in devising new models and architectures that are robust to temporal changes both in mentions as well as in the target KBs.

**Who created the dataset and on behalf of which entity?** The dataset is the result of joint effort involving researchers from the University of Copenhagen and Ghent University.

**Who funded the creation of the dataset?** The creation of TempEL was funded by the following grants:

1. FWO (Fonds voor Wetenschappelijk Onderzoek) long-stay abroad grant V412922N.
2. The Flemish Government fund under the programme “Onderzoeksprogramma Artificiële Intelligentie (AI) Vlaanderen”.

#### A.2.2 Composition

**What do the instances that comprise the dataset represent?** Each of the instances consists of a mention in Wikipedia linked to target entity, i.e., a Wikipedia page, with a set of attributes. The dataset is organized in 10 yearly temporal snapshots starting from January 1, 2013 until January 1, 2022. See Section A.6 for further details on the attributes associated with each of the instances of our TempEL dataset.

**How many instances are there in total?** Table 1 of the main manuscript summarizes the number of instances (# Anchor Mentions) of each of the entity categories (*continual* and *new*) in TempEL. See Section A.3 for additional statistics on mention per entity distribution.

**Does the dataset contain all possible instances or is it a sample (not necessarily random) of instances from a larger set?** TempEL contains a sample of all the possible anchor mentions linked to target entities from Wikipedia. The following are the filters applied to obtain the instances in the final TempEL dataset whose effect is also summarized in Fig. 6:

---

<sup>11</sup><https://creativecommons.org/licenses/by-sa/4.0/>

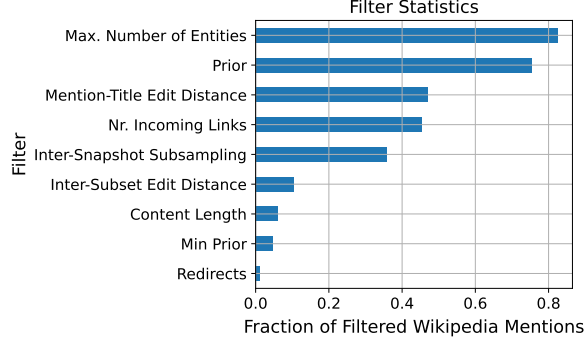


Figure 6: Figure showcasing the fraction of filtered Wikipedia mentions by each of the filters executed during TempEL generation.

1. **Prior-based filtering:** we exclude all the mentions for which the correct entity it refers to has the highest *prior* [82] as calculated in Eq. (1) of the manuscript. This filtering is done with the goal of creating a more challenging dataset.

*Value to create TempEL:* mentions with mention prior rank  $> 1$  among other mentions referring to the same entity.

*Percentage of filtered out instances:* between 74.20% and 76.28%, depending on the temporal snapshot.

*Hyperparameter name:* `min_men_prior_rank` (see Table 3 in Section A.4).

2. **Entity relevance filtering:** we impose the restriction for target entity of having at least 10 incoming links (i.e., at least 10 mentions linking to it) in order to be included in TempEL. Additionally, we filter out target entities whose description contains less than 10 tokens. This is done in order to avoid introducing potentially noisy and irrelevant entities that have not been sufficiently established by the Wikipedia community.

*Value to create TempEL:* 10 for minimum number of incoming links and 10 for minimum content length (in number of tokens) of target entity.

*Percentage of filtered out instances:*

- Minimum number of incoming links: between 42.66% and 48.32%, depending on the temporal snapshot.
- Minimum content length: between 0.06% and 0.95% depending on the temporal snapshot.

*Hyperparameter names:* `min_nr_inlinks` for minimum number of incoming links and `min_len_target_ent` for minimum number of content length tokens (see Table 3 in Section A.4).

3. **Min prior subsampling:** the mentions with very low mention prior are filtered out from TempEL. This way, we avoid introducing too infrequent and potentially erroneous mentions to refer to a particular entity.

*Value to create TempEL:* 0.0001

*Percentage of filtered out instances:* between 0.37% and 0.61%, depending on the snapshot.

*Hyperparameter name:* `min_men_prior` (see Table 3 in Section A.4).

4. **Minimum mentions per entity:** has similar effect as previously explained *min prior subsampling* (see above) filter. We do not use it in the creation of TempEL, relying completely on the *min prior subsampling* filter.

*Value to create TempEL:* 1

*Percentage of filtered out instances:* 0%

*Hyperparameter name:* `min_mens_per_ent` (see Table 3 in Section A.4).

5. **Edit distance mention title:** filters out the anchor mentions that are very similar to target entity page. This way, we expect to reduce the trivial cases where the entity linking can be simply predicted by mapping the mention to the title of the target entity.

*Value to create TempEL:* 0.2 (normalized edit distance).

*Percentage of filtered out instances:* between 44.85% and 48.99%, depending on the snapshot.

*Hyperparameter name:* `ed_men_title` (see Table 3 in Section A.4).

6. **Redirect filtering:** we filter out anchor mentions that point to redirect pages (pages without content redirecting to other pages in Wikipedia).

*Percentage of filtered out instances:* between 1.02% and 1.47%, depending on the snapshot.

7. **Inter-subset filtering:** we enforce normalized edit distance between the mentions in different subsets referring to the same target entity to be higher than 0.2. This entails that the entities in TempEL are linked to at least by 3 mentions with different surface form. The main goal of this filter is to avoid mention-entity tuple memorization by the models [54].

*Value to create TempEL:* 0.2 normalized edit distance between mentions in different subsets.

*Percentage of filtered out instances:* 10%.

*Hyperparameter name:* `ed_men_subsets` (see Table 3 in Section A.4).

8. **Maximum number of entities:** we restrict the number of target entities to 10,000 for *continual* instances. The reason behind this is to build a dataset of manageable size with a reasonable number of target entities to experiment with.

*Value to create TempEL:* 10,000 for *continual* entities.

*Percentage of filtered out instances:* 82%.

*Hyperparameter name:* `nr_ct_ents_per_cut` (see Table 3 in Section A.4)

9. **Maximum number of mentions per entity:** this filtering limits the number of mentions per entity in order for the dataset to not be dominated by most popular entities. Particularly, for test and evaluation subsets we limit the number of mentions per entity to 10. This way, we expect the accuracy scores to not be dominated by links to popular target entities (i.e., entities with a big number of incoming links). The limit for training set is higher (500), since we want it to be representative of the real mention per entity distribution in Wikipedia. The effect of imposing this limits can be observed in Fig. 7 for both *continual* as well as *new* entities represented by a significant leap in the mentions-per-entity curve, particularly noticeable for validation and test subsets.

*Value to create TempEL:* 10 for validation and test subsets, 500 for the train subset.

*Percentage of filtered out instances:* for *continual* instances, 84% for validation and test subsets and 28% for the train subset. For *new* instances, 45% for validation and test subsets and 0.3% for the train subset.

*Hyperparameter name:* `max_mens_per_ent` (see Table 3 in Section A.4).

10. **Inter-snapshot subsampling:** finally, we enforce that the number of continual and new entities as well as the number of mentions stays the same across the temporal snapshots (see Table 1). We achieve this by performing a random mention subsampling in snapshots with higher number of mentions, weighted by the difference in the number of mentions-per-entity. This produces a very similar mention-entity distribution across the temporal snapshots (see Section A.3 for further details).

*Percentage of filtered out instances:* between 5% and 35%, it increases for more recent temporal snapshots as they have more instances in Wikipedia.

We do not filter on any attribute that could potentially produce evident biases in TempEL (e.g., gender, geographic location of the entities, etc.).

**What data does each instance consist of?** Each instance of a snapshot consists of:

1. Cleaned contextual text surrounding the anchor mention from the Wikipedia snapshot. Furthermore, we include the bert-tokenized version of the text used in our baseline.
2. Cleaned textual description of the target entity taken from the Wikipedia snapshot. Furthermore, we include the bert-tokenized version of the text used in our baseline.
3. A set of additional attributes defining the anchor mention and target entity.

For more details about the attributes, see Section A.6. Furthermore, concrete examples of TempEL’s instances are showcased in Section A.10.

**Is there a label or target associated with each instance?** Yes, the target entity is represented by the Wikipedia page id. Furthermore, we also pair it with Wikidata QID of the corresponding Wikidata entity. These targets correspond to the attributes `target_page_id` and `target_qid` described in Table 4 (see Section A.6 for further details).

**Is any information missing from individual instances?** No, all the instances should have a complete information corresponding to the content as well as to the attributes.

**Are relationships between individual instances made explicit?** Yes, the relations between each of the instances and the target entity are made explicit by means of `target_page_id` and `target_qid` attributes (see Section A.6 for further details), which uniquely identify the id of the Wikipedia page describing a particular entity and the Wikidata entity respectively.

**Are there recommended data splits (e.g., training, development/validation, testing)?** Yes, the dataset is divided in train, validation and test subsets (see Table 1 for the distribution).

**Are there any errors, sources of noise, or redundancies in the dataset?** We have taken multiple measures to build a high quality dataset, minimizing the number of noise or other errors (see Section 3.2 of the main manuscript). Yet, TempEL is not 100% error free, and contains a few errors mostly due to erroneous Wikitext edits by the Wikipedia users.

**Is the dataset self-contained, or does it link to or otherwise rely on external resources?** Yes, the dataset is self contained and consists of:

1. Instances divided in train, validation and test subsets (see Table 1).
2. A description of all the entities of each of the Wikipedia snapshots. These entities form the complete candidate pool used by the models to predict the correct target entity. Figure 4c of the main manuscript illustrates the temporal evolution in size of the number of candidate entities.

**Does the dataset contain data that might be considered confidential?** No, Wikipedia is a public resource.

**Does the dataset contain data that, if viewed directly, might be offensive, insulting, threatening, or might otherwise cause anxiety?** No, we haven’t detected instances of such characteristics in TempEL.

**Does the dataset identify any subpopulations (e.g., by age, gender)?** While there are articles on different subpopulations on Wikipedia, there is no emphasis of the dataset on identifying or annotating those.

**Is it possible to identify individuals (i.e., one or more natural persons), either directly or indirectly (i.e., in combination with other data) from the dataset?** Only based on their Wikipedia article, no editor information is retained.

**Does the dataset contain data that might be considered sensitive in any way?** Wikipedia is overall a resource aiming to be factual, therefore we can exclude this concern for most instances of TempEL.

### A.2.3 Collection process

**How was the data associated with each instance acquired?** The textual data of the context of anchor mention and that of the description of the target entity is directly taken from the Wikipedia snapshots. Conversely, the attributes associated with each of the instances are calculated (see Section A.6 for further details).

**What mechanisms or procedures were used to collect the data (e.g., hardware apparatuses or sensors, manual human curation, software programs, software APIs)?** The dataset was collected using the Wikipedia dumps from February of 2022. We detail further on the aspects related to the preprocessing, cleaning and labeling of TempEL instances in Section A.2.4 of the datasheet.

**Who was involved in the data collection process (e.g., students, crowdworkers, contractors) and how were they compensated (e.g., how much were crowdworkers paid)?** The dataset was automatically generated based on existing Wikipedia articles. Therefore, no human intervention was needed for the dataset generation.

**Over what timeframe was the data collected?** The TempEL dataset was collected from 10 yearly snapshots of Wikipedia starting from January 1, 2013 until January 1, 2022.

**Were any ethical review processes conducted (e.g., by an institutional review board)?** N/A

#### A.2.4 Preprocessing/cleaning/labeling

**Was any preprocessing/cleaning/labeling of the data done (e.g., discretization or bucketing, tokenization, part-of-speech tagging, SIFT feature extraction, removal of instances, processing of missing values)?** The Wikipedia history logs content is available exclusively in Wikitext markup format.<sup>12</sup> In order to obtain cleaned text we proceed as follows:

1. We use MediaWiki API to process the templates which can not be parsed using regular expressions. For example, this is the case of the Wikitext template Convert, where the markup like “`{{convert|37|mm|in|abbr=on}}`” is converted to “1.5 in”.
2. We use regular expressions to extract mentions and links. While this can also be done using online Wikitext parsing tools, we found that these did not account for all the corner cases of mention parsing such as the ones involving the *pipe trick*.<sup>13</sup>
3. Finally, we use `mwparsersfromhell`<sup>14</sup> tool for parsing the rest of the Wikitext content.

Furthermore, our dataset files also contain BERT tokenization of the context around the mentions as well as the textual content of entities.

**Was the “raw” data saved in addition to the preprocessed/cleaned/labeled data (e.g., to support unanticipated future uses)?** Yes, the raw data containing the Wikipedia history logs was saved on our cloud server in the following link: <https://cloud.ilabt.imec.be/index.php/s/BF9SkmQG2TdJw8o>.

**Is the software that was used to preprocess/clean/label the data available?** Yes, the software will be made public upon acceptance.

#### A.2.5 Uses

**Has the dataset been used for any tasks already?** Yes, in our submitted manuscript we describe a retriever bi-encoder baseline [80] (see Section 4.2).

**Is there a repository that links to any or all papers or systems that use the dataset?** N/A

**What (other) tasks could the dataset be used for?** The covered task is temporally evolving entity linking.

**Is there anything about the composition of the dataset or the way it was collected and preprocessed/cleaned/labeled that might impact future uses?** N/A

**Are there tasks for which the dataset should not be used?** N/A

<sup>12</sup><https://en.wikipedia.org/wiki/Help:Wikitext>

<sup>13</sup>[https://en.wikipedia.org/wiki/Help:Pipe\\_trick](https://en.wikipedia.org/wiki/Help:Pipe_trick)

<sup>14</sup><https://github.com/earwig/mwparsersfromhell>



**Will the dataset be distributed to third parties outside of the entity (e.g., company, institution, organization) on behalf of which the dataset was created?** Yes, the dataset is of public access.

**How will the dataset be distributed (e.g., tarball on website, API, GitHub)?** The TempEL dataset will be made public on a GitHub repository together with the code to generate it. The baseline code and models will also be made public on the same repository. Due to the size, the dataset files will be hosted on the cloud server that belongs to Internet Technology and Data Science Lab (IDLab) at Ghent University (<https://cloud.ilabt.imec.be/index.php/s/RinXy8NgqdW58RW>).

**When will the dataset be distributed?** The dataset will be publicly distributed upon the submission of the camera ready version of our manuscript.

**Will the dataset be distributed under a copyright or other intellectual property (IP) license, and/or under applicable terms of use (ToU)?** The TempEL dataset will be distributed under Creative Commons Attribution-ShareAlike 4.0 International license (CC BY-SA 4.0).

**Have any third parties imposed IP-based or other restrictions on the data associated with the instances?** N/A

**Do any export controls or other regulatory restrictions apply to the dataset or to individual instances?** N/A

#### A.2.6 Maintenance

**Who will be supporting/hosting/maintaining the dataset?** The maintenance and extension of TempEL will be carried out by the authors of the paper. Additionally, we will make the code publicly available to create potential new variations of TempEL using a number of hyperparameters (see Section A.4 and Section A.5 for further details).

The dataset files will be hosted on the cloud server that belongs to Internet Technology and Data Science Lab (IDLab) at Ghent University (<https://cloud.ilabt.imec.be/index.php/s/RinXy8NgqdW58RW>).

**How can the owner/curator/manager of the dataset be contacted (e.g., email address)?** The owners of the dataset can be contacted at the following e-mail address: [klim.zaporojets@ugent.be](mailto:klim.zaporojets@ugent.be).

**Is there an erratum?** No, there is no erratum yet.

**Will the dataset be updated (e.g., to correct labeling errors, add new instances, delete instances)?** The TempEL will be regularly updated with newer snapshots (see Section A.5). In circumstances such as labeling errors, we will release the fixed version of the dataset with the respective version number. The introduction of the new version will be communicated using the TempEL GitHub repository.

**If the dataset relates to people, are there applicable limits on the retention of the data associated with the instances (e.g., were the individuals in question told that their data would be retained for a fixed period of time and then deleted)?** N/A

**Will older versions of the dataset continue to be supported/hosted/maintained?** Yes, the older version of the dataset will continue to be supported and hosted. All the versions will be numbered and we will provide the link to access each of these versions on our cloud storage server.

**If others want to extend/augment/build on/contribute to the dataset, is there a mechanism for them to do so?** Yes, we provide the code and functionality to re-generate and extend the dataset with new temporal snapshots (see Sections A.4 and A.5). Yet, it is the responsibility of the users to provide hosting and maintenance to the newly generated dataset variations.

Table 3: Hyperparameters that can be tuned during TempEL dataset creation.

Hyperparameter	Description	TempEL
snapshots	Details (e.g., timestamps) of the temporal snapshots to be generated.	10 years
nr_ct_ents_per_cut	Number of <i>continual</i> entities per snapshot.	10,000
min_mens_per_ent	Minimum number of links a particular mention needs to have to target entity in order to be considered to be added in TempEL.	1
min_men_prior	Minimum mention prior (see Eq. (1) in the main manuscript).	0.0001
max_men_prior	Maximum mention prior.	0.5
min_men_prior_rank	Minimum rank of mention prior among all the mentions pointing to a specific entity.	2
min_ent_prior	Minimum entity prior as defined in [82]: the ratio of links to the entity with respect to all of the links in the Wikipedia snapshot.	0.0
max_ent_prior	Maximum entity prior.	1.0
min_nr_inlinks	Minimum number of incoming links per entity.	10
min_len_target_ent	Minimum length of target entity page (in tokens).	10
max_mens_per_ent	Maximum number of mentions per entity.	500/10/10 <sup>15</sup>
ed_men_title	Minimum normalized edit distance between the mentions and the title of the target page they are linked to.	0.2
ed_men_subsets	Minimum normalized edit distance between the mentions in different subsets linked to the same target entity.	0.2
stable_interval	In seconds, the interval of time before the end of each snapshot from which the most stable version of Wikipedia has to be taken (see Section 3.2 for further details).	2,592,000 (30 days)
equal_snapshots	Whether the number of instances and the number of mentions per entity distribution is the same across the snapshots (see Section 3.2 for further details). Equal cross-snapshot mention per entity distribution in Fig. 7 is the result of setting this hyperparameter in True.	True

### A.3 Mentions per entity distribution

Figure 7 illustrates the similarity of mention per entity distribution across the temporal snapshots. This is achieved using weighted random subsampling so all the snapshots have equal number of instances (see *Data Distributor* component description in Section 3.1). By enforcing this similarity between temporal snapshots, we ensure that the potential difference in the results is independent of cross-snapshot dataset distributional variations and only influenced by the dynamic temporal evolution of the content in TempEL.

### A.4 Dataset creation hyperparameters

Table 3 summarizes the hyperparameters that can be tuned in order to automatically create the TempEL dataset. This way, it is possible for the user to create different variation of the TempEL. The most relevant hyperparameter is `snapshots` that is used to specify the temporal intervals to create the snapshots. Below we detail two possible options we provide to specify such intervals.

<sup>5</sup>For train, validation and test sets respectively.

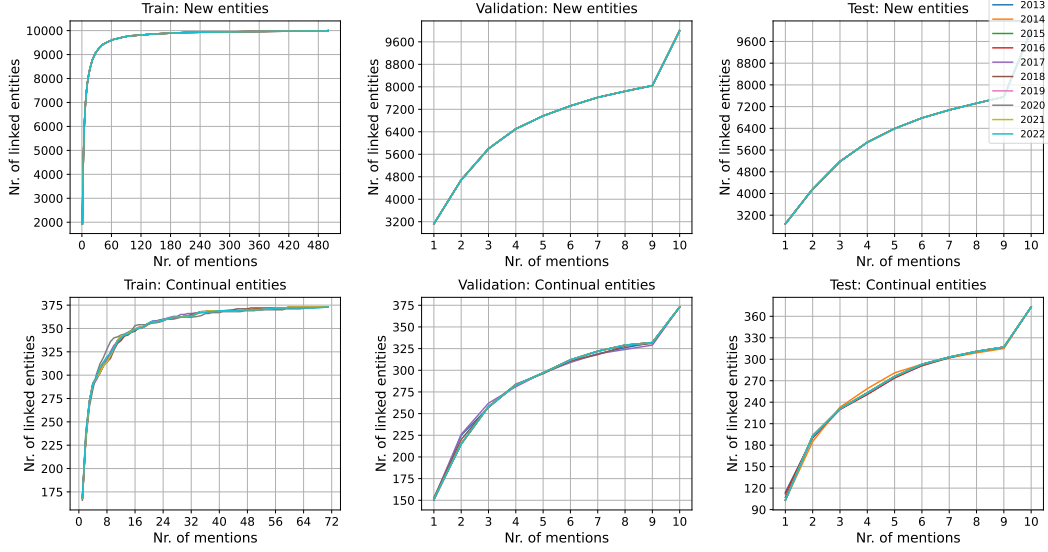


Figure 7: Similar distribution of the data across the temporal snapshots (number of mentions per entity). This structurally unbiased setting enable to study exclusively the temporal effect on the performance of the models for each of the different time periods.

**Option 1 - explicit snapshot specification** The user is expected to provide a list of timestamps in the format of YYYY-MM-DDTHH:MM:SSZ, each one defining a different snapshot.

**Option 2 - time span and interval** This option enables the user to define start and end dates of the time span from which the snapshots should be extracted. Furthermore, the interval value (i.e., by using keywords such as “weekly” or specifying the interval in seconds) has to also be specified.

## A.5 Dataset extension

Additionally, we provide the option to extend the already existing dataset with new snapshots. Similarly as in the creation of new dataset (see Section A.4 above), the `snapshots` hyperparameter is used to specify new snapshots which are then added to already existing TempEL dataset.

## A.6 Mention and entity attributes

Table 4: Attributes associated to each of the mention-entity pairs for each of the temporal snapshots in TempEL.

Attribute	Description
subset	The name of current subset (i.e., train, validation or test).
target_page_id	The unique Wikipedia page id of the target entity.
target_qid	The unique Wikidata QID of the target entity.
snapshot	The timestamp of the temporal snapshot from which the anchor mention and target entity attributes were extracted.
target	The textual content of the target entity Wikipedia page.
target_len	The length in tokens of target Wikipedia page.
target_title	The title of target entity Wikipedia page.
category	Category of the target entity ( <i>new</i> or <i>continual</i> ).
mention	The text of the mention.
context_left	The textual context to the left of the mention.
context_right	The textual context to the right of the mention.
anchor_len	The length in tokens of the Wikipedia page where the anchor mention is located.
ed_men_title	Normalized edit distance between the anchor mention and the title of the target Wikipedia page.
overlap_type	Overlap type between the anchor mention and the target title as defined by [44].
men_prior	The mention prior (see Eq. (1) of the main manuscript).
men_prior_rank	The rank of the current anchor mention compared to other mentions in Wikipedia pointing to target entity.
avg_men_prior	The average value of prior of the mentions linked to the target entity in Wikipedia for snapshot.
ent_prior	Entity prior as defined in [82]: the ratio of links to the entity with respect to all of the links in the Wikipedia snapshot.
nr_inlinks	Total number of incoming links to target entity.
nr_dist_mens	Number of distinct (i.e., with different surface form) mentions linked to target entity.
nr_mens_per_ent	Number of times the current mention appears in Wikipedia linked to target entity.
nr_mens_extracted	Number of anchor mentions per current target entity in the subset.
anchor_creation_date	The creation date (timestamp) of Wikipedia page where the anchor mention is located.
anchor_revision_date	The timestamp of when the anchor Wikipedia page was last revised.
target_creation_date	The timestamp of when the target Wikipedia entity page was created.
target_revision_date	The timestamp of when the target Wikipedia entity page was last modified.

Table 4 describes the anchor mention and target entity related attributes present in TempEL. These attributes can be used to perform more in-depth analysis of the results.

### A.7 Baseline implementation details

We base our bi-encoder baseline model on the publicly available BLINK code.<sup>16</sup> We train all the models for 10 epochs with the learning rate of 1e-04 and the batch size of 64. We use AdamW optimizer with 10% of warmup steps. Finally, we rely on transformers library [79] to get the pre-trained BERT-large representations. All the experiments were run on NVIDIA V100 GPU with the following execution times:

1. *Training*: 36 hours to train for 10 epochs per single snapshot.
2. *All Wikipedia entity encoding*: 7 days per finetuned model (on all the 10 Wikipedia snapshots) running on a single V100 GPU.
3. *Evaluation*: 30 seconds per finetuned model per snapshot using FAISS [33] library on GPU.

### A.8 Total amount of compute and the type of resources used to create TempEL

In this section we provide the details on the computational resources used in each of the processing steps (see Section 3.1 and Fig. 2 for further details) to create the TempEL dataset:

1. *Snapshot Data Extraction*: this processing step is responsible for creating the snapshots from the Wikipedia log files from February 1, 2022. This is a multi-processing step that is executed on a cluster with 80 CPUs and 110 GB of RAM and takes 5 days and 8 hours to complete.
2. *Snapshot Dataset Building*: this is a multi-processing step that is executed on a cluster with 30 CPUs and 250 GB of RAM and takes 5 hours to complete.

### A.9 License of the assets

We base the implementation of our baseline bi-encoder model on the publicly available BLINK [80] code. This asset is made available under MIT License (<https://opensource.org/licenses/MIT>).

### A.10 Examples

This section presents two illustrative examples of instances in TempEL. The first example contains the anchor mention linked to *continual* entity, while the second one is the example of a link to *new* entity. Both of the examples were taken from the snapshot of January 1, 2021. Furthermore, we trim the content length (e.g., target attribute value) to only a few tokens for space reasons.

#### A.10.1 Example 1: continual target entity

Table 5 illustrates an example of the link to *continual* target entity *Sacramental\_bread*. It is worth noting that the creation date of this entity in Wikipedia (*target\_creation\_date* attribute) is of January 3, 2005. Yet, the version saved in the snapshot (*target\_revision\_date* attribute) is from December 30, 2020.

---

<sup>16</sup><https://github.com/facebookresearch/BLINK>

Table 5: Example of the instance corresponding to mention link to *continual* entity (Sacramental.bread created in 2005-01-03) in TempEL.

Attribute	Value
subset	train
target_page_id	1359030
target_qid	Q207104
snapshot	2021-01-01T00:00:00Z
target	“Sacramental bread, sometimes called altar bread, Communion ...”
target_len	7,568
target_title	“Sacramental.bread”.
category	continual
mention	“host”
context_left	“... devotional image, portrait or other religious symbol (such as the”
context_right	“). Garland paintings were typically collaborations between a ...”
anchor_len	6,519
ed_men_title	0.9411
overlap_type	LOW_OVERLAP
men_prior	0.0750
men_prior_rank	7
avg_men_prior	0.6864
ent_prior	1.7790e-6
nr_inlinks	225
nr_dist_mens	13
nr_mens_per_ent	79
nr_mens_extracted	58
anchor_creation_date	2009-09-25T21:09:07Z
anchor_revision_date	2020-10-04T16:15:13Z
target_creation_date	2005-01-03T17:41:14Z
target_revision_date	2020-12-30T12:38:50Z

Table 6: Example of the instance corresponding to mention link to *new* entity (COVID-19\_pandemic\_in\_Portland,\_Oregon created in 2020-03-23) in TempEL.

Attribute	Value
subset	train
target_page_id	63449958
target_qid	Q88484856
snapshot	2021-01-01T00:00:00Z
target	“The COVID-19 pandemic was confirmed to have reached ...”
target_len	26,432
target_title	“COVID-19_pandemic_in_Portland,_Oregon”
category	new
mention	“COVID-19 pandemic”
context_left	“Xico Xico and Xica both offered pickup service during the”
context_right	“, as of May 2020. ”
anchor_len	2,437
ed_men_title	0.5405
overlap_type	AMBIGUOUS_SUBSTRING
men_prior	0.0009
men_prior_rank	4
avg_men_prior	0.2548
ent_prior	2.9255e-7
nr_inlinks	37
nr_dist_mens	3
nr_mens_per_ent	23
nr_mens_extracted	18
anchor_creation_date	2020-12-08T00:23:50Z
anchor_revision_date	2020-12-09T15:41:18Z
target_creation_date	2020-03-23T04:22:55Z
target_revision_date	2020-11-16T03:59:06Z

#### A.10.2 Example 2: new target entity

Table 6 illustrates an example of the link to *new* target entity *COVID-19\_pandemic\_in\_Portland,\_Oregon*. It is worth noting that the creation date of this entity in Wikipedia (*target\_creation\_date* attribute) is of March 23, 2020, which belongs to the interval of the considered snapshot: from January 1, 2020 until January 1, 2021.

#### A.11 Additional results

Tables 7-13 present the results for different  $\text{accuracy}@K$  for  $K \in \{1, 2, 4, 8, 16, 32, 64\}$ . Furthermore, Fig. 8 illustrates the mean in- and out-of-snapshot (see Section 4.2 of the main manuscript)  $\text{accuracy}@K$  performance across temporal snapshots on the following four target entity categories:

1. *Continual*: all the target *continual* entities (i.e., the entities that exist across all the temporal snapshots in TempEL dataset).
2. *COVID-19*: target *new* entities that have COVID-related (e.g., “COVID”, “coronavirus”, etc.) terms in the target entity title.



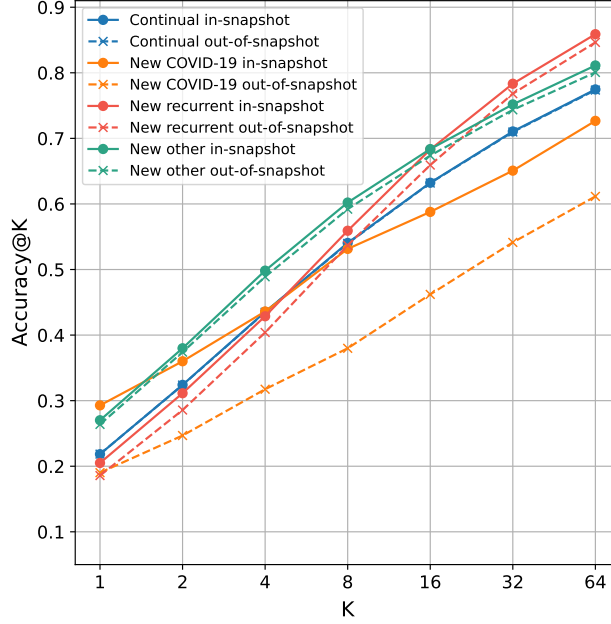


Figure 8: Accuracy@ $K$  for different values of  $K \in \{1, 2, 4, 8, 16, 32, 64\}$ . The results are grouped in four main categories: (i) mentions linked to *continual* entities that exist in all of the TempEL snapshots, (ii) mentions linked to *COVID-related* new entities (i.e., with keywords such as “COVID” in target entity title), (iii) mentions linked to *recurrent* new entities (i.e., entities representing events occurring periodically such as “2018 BNP Paribas Open”), and (iv) mentions linked to *other* new entities.

3. *Recurrent*: target *new* entities whose titles contain the year and some of the keywords (e.g., “league”, “election”, “cup”, etc.) that indicate that an entity is a repetitive event (e.g., “2018 BNP Paribas Open” which is part of *yearly* BNP Paribas Open competitions).
4. *Other*: all the other target *new* entities.

The following are the main conclusions that can be drawn from the graph in Fig. 8 that support or complement the findings described in Section 4.2 of the main manuscript:

1. New entities that require fundamentally new, previously non-existent knowledge to be disambiguated tend to have the lowest out-of-snapshot performance. This is the case of COVID-19 related disambiguation instances. These instances also experience the highest boost in performance when evaluated on in-snapshot setting (i.e., the model is evaluated and finetuned on the same temporal snapshot).
2. The difference between in- and out-of-snapshot performances on *continual* entities is the lowest. This is also supported by Fig. 4b and Figs. 5a–5b in the main manuscript. This suggests that the actual knowledge needed to disambiguate most of the *continual* entities in TempEL changes very little with time.
3. The model has the highest accuracy@64 performance on *recurrent* new entities. Yet, the performance on these entities drops sharply for lower values of  $K$ . We hypothesize that predicting the correct recurrent event gets more challenging as  $K$  decreases because of the large number of very similar candidates to pick from (e.g., many “BNP Paribas Open” championships that only differ in very few details such as the date).
4. The difference between in- and out-of-snapshot performance for *other* new entities is lower than for *recurrent* and *COVID-19* related ones. This is driven by new entities that are derived from existing entities in Wikipedia (i.e., their content is a copy of already established entities). We hypothesize that the model requires little additional knowledge to disambiguate these entities. Still, it is part of future work to study *other* new entities more in

detail in order to find cases that represent intrinsically new knowledge similar to the identified COVID-19 entity cluster.

Table 7: **Accuracy@1** for *continual* (top) and *new* (bottom) entities. The intensity of colors is set on a row-by-row basis and indicates whether performance is **better** or **worse** compared to the year the model was finetuned on (i.e., the values that form the white diagonal).

Continual Entities											
Train \ Test											
	2013	2014	2015	2016	2017	2018	2019	2020	2021	2022	
2013	0.225	0.219	0.215	0.217	0.212	0.206	0.203	0.203	0.197	0.192	
2014	0.229	0.226	0.220	0.221	0.217	0.212	0.211	0.207	0.203	0.197	
2015	0.228	0.223	0.219	0.219	0.216	0.211	0.208	0.206	0.204	0.196	
2016	0.230	0.227	0.222	0.221	0.218	0.214	0.211	0.208	0.205	0.199	
2017	0.240	0.237	0.229	0.229	0.226	0.221	0.219	0.216	0.211	0.207	
2018	0.238	0.236	0.228	0.229	0.226	0.222	0.219	0.217	0.211	0.206	
2019	0.237	0.235	0.228	0.228	0.226	0.220	0.217	0.216	0.212	0.208	
2020	0.232	0.227	0.223	0.221	0.219	0.214	0.210	0.209	0.205	0.199	
2021	0.239	0.235	0.231	0.230	0.228	0.222	0.219	0.217	0.213	0.210	
2022	0.238	0.235	0.229	0.229	0.226	0.222	0.218	0.218	0.214	0.206	

New Entities											
Train \ Test											
	2013	2014	2015	2016	2017	2018	2019	2020	2021	2022	
2013	0.280	0.226	0.253	0.203	0.230	0.198	0.226	0.144	0.168	0.212	
2014	0.291	0.268	0.258	0.201	0.234	0.217	0.245	0.150	0.159	0.214	
2015	0.252	0.206	0.206	0.181	0.194	0.179	0.210	0.139	0.174	0.193	
2016	0.277	0.248	0.242	0.214	0.221	0.206	0.226	0.144	0.181	0.206	
2017	0.271	0.226	0.223	0.176	0.230	0.201	0.219	0.144	0.173	0.204	
2018	0.284	0.255	0.240	0.190	0.228	0.268	0.246	0.157	0.178	0.222	
2019	0.278	0.243	0.237	0.177	0.223	0.230	0.230	0.130	0.174	0.203	
2020	0.284	0.236	0.225	0.206	0.214	0.201	0.212	0.183	0.177	0.221	
2021	0.291	0.236	0.232	0.195	0.219	0.229	0.230	0.183	0.214	0.217	
2022	0.294	0.260	0.251	0.188	0.206	0.241	0.240	0.170	0.170	0.219	

Table 8: **Accuracy@2** for *continual* (top) and *new* (bottom) entities. The intensity of colors is set on a row-by-row basis and indicates whether performance is **better** or **worse** compared to the year the model was finetuned on (i.e., the values that form the white diagonal).

Continual Entities											
Train \ Test											
	2013	2014	2015	2016	2017	2018	2019	2020	2021	2022	
2013	0.337	0.330	0.324	0.322	0.317	0.311	0.306	0.302	0.301	0.293	
2014	0.339	0.335	0.329	0.328	0.322	0.317	0.314	0.310	0.306	0.299	
2015	0.339	0.333	0.327	0.325	0.323	0.317	0.312	0.309	0.305	0.299	
2016	0.341	0.334	0.328	0.326	0.322	0.316	0.314	0.310	0.306	0.301	
2017	0.351	0.346	0.338	0.338	0.332	0.328	0.324	0.320	0.316	0.309	
2018	0.348	0.342	0.336	0.334	0.331	0.327	0.323	0.322	0.315	0.309	
2019	0.348	0.345	0.337	0.335	0.332	0.325	0.322	0.320	0.317	0.310	
2020	0.341	0.336	0.330	0.327	0.322	0.316	0.312	0.310	0.307	0.300	
2021	0.349	0.344	0.338	0.335	0.331	0.325	0.321	0.319	0.315	0.310	
2022	0.348	0.343	0.336	0.336	0.331	0.325	0.321	0.320	0.317	0.309	

New Entities											
Train \ Test											
	2013	2014	2015	2016	2017	2018	2019	2020	2021	2022	
2013	0.401	0.322	0.359	0.310	0.327	0.309	0.340	0.266	0.236	0.291	
2014	0.397	0.366	0.357	0.318	0.328	0.347	0.357	0.278	0.234	0.306	
2015	0.358	0.305	0.319	0.277	0.276	0.294	0.304	0.265	0.249	0.272	
2016	0.379	0.351	0.345	0.344	0.308	0.320	0.315	0.270	0.244	0.311	
2017	0.372	0.328	0.340	0.290	0.317	0.313	0.339	0.266	0.250	0.294	
2018	0.395	0.369	0.346	0.305	0.326	0.380	0.344	0.270	0.250	0.306	
2019	0.397	0.363	0.346	0.296	0.303	0.344	0.341	0.250	0.249	0.294	
2020	0.385	0.343	0.337	0.321	0.294	0.323	0.319	0.301	0.250	0.315	
2021	0.392	0.338	0.346	0.303	0.308	0.334	0.333	0.301	0.286	0.307	
2022	0.408	0.372	0.355	0.301	0.294	0.352	0.336	0.289	0.250	0.322	

Table 9: **Accuracy@4** for *continual* (top) and *new* (bottom) entities. The intensity of colors is set on a row-by-row basis and indicates whether performance is **better** or **worse** compared to the year the model was finetuned on (i.e., the values that form the white diagonal).

Continual Entities											
Train \ Test											
	2013	2014	2015	2016	2017	2018	2019	2020	2021	2022	
2013	0.449	0.442	0.439	0.433	0.428	0.422	0.417	0.417	0.411	0.405	
2014	0.455	0.448	0.443	0.439	0.433	0.428	0.424	0.423	0.416	0.410	
2015	0.455	0.446	0.444	0.438	0.434	0.427	0.422	0.422	0.415	0.409	
2016	0.453	0.446	0.442	0.437	0.432	0.426	0.422	0.422	0.415	0.408	
2017	0.464	0.458	0.454	0.448	0.443	0.438	0.434	0.433	0.428	0.423	
2018	0.461	0.453	0.449	0.445	0.440	0.437	0.430	0.431	0.425	0.417	
2019	0.462	0.455	0.452	0.446	0.443	0.437	0.433	0.434	0.427	0.421	
2020	0.455	0.446	0.442	0.438	0.433	0.427	0.422	0.423	0.417	0.411	
2021	0.461	0.454	0.450	0.445	0.440	0.434	0.429	0.428	0.423	0.416	
2022	0.460	0.453	0.450	0.444	0.440	0.433	0.429	0.430	0.424	0.417	

New Entities											
Train \ Test											
	2013	2014	2015	2016	2017	2018	2019	2020	2021	2022	
2013	0.512	0.442	0.479	0.429	0.426	0.421	0.455	0.392	0.328	0.397	
2014	0.526	0.486	0.475	0.434	0.446	0.463	0.489	0.410	0.317	0.406	
2015	0.479	0.414	0.452	0.401	0.372	0.403	0.430	0.389	0.337	0.377	
2016	0.500	0.464	0.466	0.463	0.418	0.434	0.430	0.408	0.330	0.414	
2017	0.507	0.448	0.452	0.401	0.428	0.445	0.474	0.394	0.328	0.408	
2018	0.520	0.487	0.477	0.428	0.435	0.496	0.469	0.388	0.340	0.417	
2019	0.517	0.486	0.482	0.419	0.415	0.475	0.472	0.398	0.339	0.403	
2020	0.506	0.449	0.457	0.418	0.414	0.443	0.443	0.414	0.331	0.428	
2021	0.509	0.453	0.457	0.422	0.421	0.446	0.439	0.417	0.383	0.427	
2022	0.527	0.491	0.472	0.439	0.397	0.471	0.474	0.422	0.341	0.434	

Table 10: **Accuracy@8** for *continual* (top) and *new* (bottom) entities. The intensity of colors is set on a row-by-row basis and indicates whether performance is **better** or **worse** compared to the year the model was finetuned on (i.e., the values that form the white diagonal).

Continual Entities											
Train \ Test											
	2013	2014	2015	2016	2017	2018	2019	2020	2021	2022	
2013	0.556	0.551	0.546	0.539	0.532	0.526	0.520	0.520	0.513	0.507	
2014	0.563	0.559	0.553	0.546	0.540	0.532	0.527	0.526	0.520	0.514	
2015	0.561	0.555	0.552	0.543	0.540	0.533	0.526	0.526	0.520	0.514	
2016	0.559	0.554	0.550	0.542	0.537	0.531	0.524	0.524	0.518	0.511	
2017	0.569	0.565	0.562	0.555	0.549	0.542	0.537	0.537	0.530	0.525	
2018	0.567	0.561	0.558	0.550	0.544	0.537	0.532	0.531	0.523	0.519	
2019	0.571	0.565	0.562	0.554	0.550	0.541	0.537	0.537	0.529	0.524	
2020	0.561	0.555	0.553	0.545	0.539	0.532	0.527	0.528	0.522	0.515	
2021	0.565	0.559	0.557	0.548	0.544	0.535	0.530	0.530	0.524	0.519	
2022	0.566	0.560	0.556	0.549	0.545	0.537	0.532	0.533	0.527	0.521	

New Entities											
Train \ Test											
	2013	2014	2015	2016	2017	2018	2019	2020	2021	2022	
2013	0.632	0.572	0.585	0.563	0.541	0.539	0.574	0.517	0.425	0.504	
2014	0.633	0.624	0.586	0.565	0.569	0.561	0.599	0.538	0.421	0.531	
2015	0.603	0.541	0.559	0.524	0.495	0.534	0.562	0.510	0.425	0.497	
2016	0.626	0.608	0.600	0.586	0.532	0.572	0.567	0.526	0.428	0.526	
2017	0.617	0.570	0.567	0.532	0.534	0.567	0.587	0.528	0.435	0.517	
2018	0.634	0.606	0.585	0.566	0.559	0.611	0.594	0.527	0.449	0.526	
2019	0.651	0.621	0.601	0.536	0.536	0.590	0.605	0.523	0.459	0.526	
2020	0.633	0.582	0.574	0.553	0.533	0.548	0.563	0.540	0.434	0.543	
2021	0.637	0.584	0.577	0.555	0.531	0.565	0.571	0.549	0.492	0.546	
2022	0.646	0.632	0.593	0.554	0.504	0.581	0.591	0.541	0.433	0.556	

Table 11: **Accuracy@16** for *continual* (top) and *new* (bottom) entities. The intensity of colors is set on a row-by-row basis and indicates whether performance is **better** or **worse** compared to the year the model was finetuned on (i.e., the values that form the white diagonal).

Continual Entities											
Train \ Test											
	2013	2014	2015	2016	2017	2018	2019	2020	2021	2022	
2013	0.648	0.643	0.639	0.632	0.626	0.617	0.613	0.613	0.605	0.600	
2014	0.657	0.650	0.647	0.639	0.635	0.627	0.622	0.620	0.613	0.608	
2015	0.651	0.645	0.642	0.636	0.633	0.624	0.619	0.619	0.612	0.608	
2016	0.652	0.646	0.643	0.637	0.631	0.621	0.616	0.615	0.610	0.605	
2017	0.660	0.655	0.652	0.646	0.640	0.633	0.628	0.628	0.621	0.618	
2018	0.656	0.651	0.647	0.642	0.636	0.627	0.624	0.622	0.614	0.611	
2019	0.662	0.658	0.653	0.646	0.642	0.633	0.630	0.630	0.622	0.618	
2020	0.652	0.647	0.644	0.636	0.632	0.622	0.619	0.619	0.612	0.608	
2021	0.655	0.650	0.648	0.641	0.635	0.627	0.624	0.622	0.615	0.611	
2022	0.657	0.651	0.647	0.641	0.637	0.630	0.625	0.625	0.619	0.614	

New Entities											
Train \ Test											
	2013	2014	2015	2016	2017	2018	2019	2020	2021	2022	
2013	0.748	0.690	0.686	0.690	0.648	0.647	0.676	0.627	0.526	0.612	
2014	0.761	0.730	0.691	0.681	0.661	0.670	0.706	0.641	0.522	0.625	
2015	0.727	0.661	0.677	0.660	0.606	0.629	0.664	0.610	0.530	0.589	
2016	0.746	0.701	0.712	0.701	0.647	0.662	0.670	0.621	0.514	0.629	
2017	0.733	0.681	0.686	0.659	0.666	0.662	0.691	0.637	0.539	0.614	
2018	0.759	0.701	0.697	0.670	0.665	0.705	0.694	0.643	0.539	0.624	
2019	0.761	0.714	0.702	0.673	0.656	0.690	0.696	0.633	0.559	0.634	
2020	0.746	0.683	0.678	0.677	0.632	0.654	0.661	0.650	0.538	0.640	
2021	0.750	0.689	0.687	0.670	0.636	0.667	0.667	0.650	0.582	0.648	
2022	0.760	0.726	0.692	0.676	0.630	0.672	0.690	0.637	0.536	0.649	



Table 12: **Accuracy@32** for *continual* (top) and *new* (bottom) entities. The intensity of colors is set on a row-by-row basis and indicates whether performance is **better** or **worse** compared to the year the model was finetuned on (i.e., the values that form the white diagonal).

Continual Entities											
Train \ Test											
	2013	2014	2015	2016	2017	2018	2019	2020	2021	2022	
2013	0.723	0.719	0.716	0.710	0.705	0.697	0.693	0.692	0.687	0.682	
2014	0.731	0.727	0.723	0.717	0.714	0.706	0.702	0.702	0.695	0.690	
2015	0.727	0.723	0.721	0.714	0.710	0.703	0.700	0.699	0.693	0.688	
2016	0.726	0.721	0.719	0.713	0.709	0.700	0.696	0.696	0.692	0.687	
2017	0.734	0.730	0.726	0.722	0.718	0.710	0.706	0.706	0.701	0.696	
2018	0.732	0.727	0.724	0.719	0.714	0.707	0.702	0.701	0.697	0.693	
2019	0.736	0.731	0.727	0.723	0.718	0.711	0.708	0.707	0.703	0.698	
2020	0.727	0.722	0.719	0.714	0.711	0.703	0.699	0.699	0.693	0.689	
2021	0.728	0.724	0.721	0.715	0.712	0.705	0.702	0.701	0.696	0.691	
2022	0.730	0.726	0.723	0.717	0.714	0.707	0.704	0.703	0.698	0.695	

New Entities											
Train \ Test											
	2013	2014	2015	2016	2017	2018	2019	2020	2021	2022	
2013	0.839	0.763	0.778	0.763	0.752	0.736	0.763	0.718	0.626	0.686	
2014	0.852	0.794	0.791	0.767	0.756	0.765	0.788	0.736	0.635	0.701	
2015	0.835	0.756	0.774	0.763	0.711	0.727	0.760	0.706	0.632	0.701	
2016	0.848	0.771	0.801	0.779	0.756	0.759	0.765	0.722	0.633	0.709	
2017	0.845	0.760	0.788	0.754	0.763	0.747	0.779	0.716	0.638	0.710	
2018	0.847	0.776	0.785	0.766	0.760	0.788	0.778	0.735	0.645	0.726	
2019	0.856	0.786	0.786	0.764	0.765	0.769	0.785	0.740	0.669	0.713	
2020	0.850	0.771	0.775	0.771	0.747	0.751	0.763	0.746	0.642	0.734	
2021	0.852	0.771	0.774	0.757	0.734	0.749	0.768	0.743	0.676	0.741	
2022	0.852	0.797	0.784	0.759	0.752	0.752	0.780	0.739	0.643	0.733	

Table 13: **Accuracy@64** for *continual* (top) and *new* (bottom) entities. The intensity of colors is set on a row-by-row basis and indicates whether performance is **better** or **worse** compared to the year the model was finetuned on (i.e., the values that form the white diagonal).

Continual Entities											
Train \ Test											
		2013	2014	2015	2016	2017	2018	2019	2020	2021	2022
2013		0.785	0.782	0.778	0.772	0.769	0.762	0.758	0.758	0.754	0.750
2014		0.792	0.790	0.785	0.781	0.777	0.771	0.767	0.767	0.763	0.760
2015		0.786	0.784	0.782	0.777	0.773	0.769	0.765	0.764	0.760	0.757
2016		0.789	0.784	0.781	0.777	0.773	0.768	0.763	0.763	0.758	0.755
2017		0.794	0.791	0.788	0.785	0.781	0.775	0.771	0.772	0.768	0.763
2018		0.791	0.788	0.786	0.782	0.778	0.773	0.769	0.769	0.764	0.760
2019		0.795	0.792	0.789	0.784	0.781	0.776	0.772	0.773	0.767	0.765
2020		0.787	0.783	0.782	0.777	0.774	0.768	0.765	0.765	0.761	0.756
2021		0.788	0.785	0.782	0.777	0.773	0.769	0.764	0.764	0.761	0.757
2022		0.790	0.787	0.783	0.779	0.776	0.771	0.768	0.768	0.764	0.760

New Entities											
Train \ Test											
		2013	2014	2015	2016	2017	2018	2019	2020	2021	2022
2013		0.910	0.819	0.853	0.826	0.841	0.812	0.819	0.791	0.688	0.774
2014		0.908	0.848	0.862	0.827	0.843	0.832	0.842	0.814	0.704	0.791
2015		0.898	0.823	0.849	0.822	0.808	0.813	0.832	0.788	0.706	0.781
2016		0.897	0.832	0.862	0.832	0.839	0.823	0.823	0.802	0.718	0.791
2017		0.906	0.832	0.857	0.817	0.840	0.824	0.835	0.791	0.714	0.808
2018		0.908	0.835	0.858	0.830	0.846	0.853	0.835	0.806	0.728	0.803
2019		0.910	0.842	0.853	0.821	0.842	0.843	0.841	0.810	0.734	0.799
2020		0.903	0.828	0.844	0.835	0.843	0.819	0.833	0.817	0.728	0.811
2021		0.910	0.825	0.852	0.825	0.837	0.817	0.830	0.814	0.761	0.812
2022		0.905	0.846	0.852	0.820	0.830	0.830	0.832	0.808	0.732	0.823