

Reflective ability and its energy dependence

S.M. Troshin, N.E. Tyurin

NRC “Kurchatov Institute”– IHEP
Protvino, 142281, Russian Federation

Abstract

We introduce the notion of reflective ability and discuss its energy dependence using rational form of unitarization. Correspondence with the phase of exponential unitarization is traced. Increase of the reflective ability of interaction region starts at the LHC energies. Numerical estimates are given.

1 Introduction. Reflective ability

Introduction of the reflective ability notion aims to clarify and provide another test for asymptotics under the hadron interactions. The studies of dynamics of the elastic hadron scattering is considered to be a relevant tool for achieving that purpose.

The elastic scattering element of S -matrix in the impact parameter space denoted in what follows as S ($S \equiv S(s, b)$) is the real function in case of a pure imaginary approximation for the elastic scattering amplitude. So, this function can be either positive or negative. Nonnegative values of S correspond to the absorptive scattering while the negative ones were interpreted as a result of the reflective scattering [1] by analogy with optics [2]. The reflective scattering mode can be associated with central core presence in a hadron structure.

Unitarity provides the constraint $|S| \leq 1$. It is quite natural to introduce the reflective ability, when $S < 0$, as

$$R(s) \equiv |S(s, 0)|. \quad (1)$$

This definition corresponds to the absorptive ability definition when $S \geq 0$. Reflective ability is due to the central geometric elastic scattering while the absorptive ability is about peripheral shadow elastic scattering [3].

We consider here the reflective ability $R(s)$ on base of rational unitarization and demonstrate that its increase is ia most probable behavior. [It should be noted that there are interesting results obtained in perturbative QCD in the framework of parton model \(see \[4\] and references therein\). Those provide the results for the asymptotic regime of soft scattering summing up leading terms of \$\ln s\$ in each order of perturbative QCD expansion. The observed states are colorless hadronic states and confinement can modify predictions. In its turn unitarity being formulated for asymptotic hadronic states could give an important insight on the confinement problem.](#)

2 Rational unitarization vs exponential one

Unitarization of an “input amplitude” is a commonly used approach to obtain final amplitude consistent with unitarity. The recent discussion of the unitarization method and choice of the input for this procedure has been given in [5]. Indeed, unitarization is mapping of some input quantity to the unitary circle. We discuss the two kinds of mapping, the rational and exponential ones. There are also hybrid approaches which we will not concern here.

Under the rational unitarization the function $S(s, b)$ is expressed through the

”input amplitude” $U(s, b)$ by the following ratio:

$$S(s, b) = \frac{1 + iU(s, b)}{1 - iU(s, b)}, \quad (2)$$

which is a one-to-one transform between the functions S and U . Eq. (2) performs mapping upper half-plane of complex domain of allowed by unitarity U -variation onto the unit circle of explicit unitary S -variation domain (Fig. 1). In mathemat-

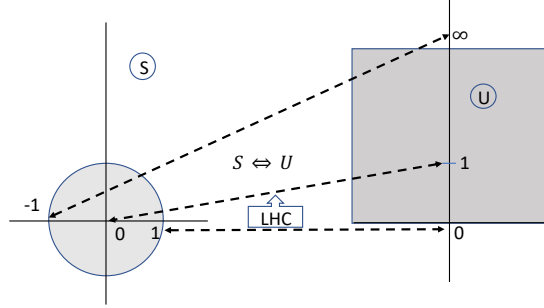


Figure 1: One-to-one mapping by the rational unitarization, Eq. (2). The LHC energies correspond to $S \simeq 0$.

ics, it is known as Cayley transform, the particular case of Mobius transform.

It should be noted that the exponential unitarization

$$S(s, b) = \exp[2i\delta(s, b)] \quad (3)$$

with $\delta(s, b) \equiv \delta_R(s, b) + i\delta_I(s, b)$ is not a one-to-one transform. It corresponds to $S \neq 0$ for any finite value of δ (Fig. 2). The both mappings are conformal and due to unitarity $\text{Im}U \geq 0$ as well as $\text{Im}\delta \geq 0$. Expression for the phase $\delta(s, b)$ through the function $U(s, b)$ and the respective phase features have been discussed in [1].

Thus, we consider the rational unitarization since it is simple and one-to-one transform, provides a smooth transition to the reflective scattering mode and is consistent with physically motivated damping of radiation [6]. The corresponding phase behavior is also traced.

We refer to pure imaginary case of the scattering, i.e. under replacement $U \rightarrow iU$ we rewrite Eq. (2) in the simplified form

$$S(s, b) = \frac{1 - U(s, b)}{1 + U(s, b)} \quad (4)$$

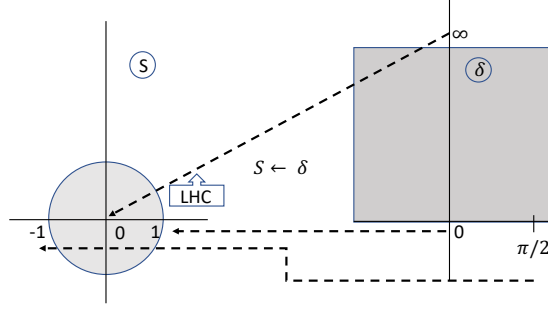


Figure 2: One-way mapping by the exponential unitarization, Eq. (3).

The basic principles of the U -matrix construction have recently been discussed in [5]. The arguments based on the geometrical models of hadron collisions were also given. The factorized form

$$U(s, b) = g(s)\omega(b), \quad (5)$$

with the dependence $g(s) \sim s^\lambda$ was proposed. The function $\omega(b)$ can be interpreted as a convolution of the two hadron matter distributions in the transverse plane with the dependence $\omega(b) = \exp(-\mu b)$, $\mu > 0$ in the geometrical models of hadron collisions.

3 Energy dependence of reflective ability

The reflective scattering ($S < 0$) appears first at $b = 0$, i.e. when $U(s, 0) > 1$ in Eq. (4) at $s > s_r$ under energy increase and the reflective ability $R(s)$ has the form

$$R(s) = [g(s) - 1]/[g(s) + 1]. \quad (6)$$

The respective energy dependence of the function $R(s)$ at the energies beyond the LHC energy region is given by Eq. (6). Since the function $g(s)$ increases with energy the reflective ability $R(s)$ becomes nonvanishing and increases also, $R(s) \rightarrow 1$ and $dR(s)/ds \rightarrow 0$ at $s \rightarrow \infty$.

Unitarity equation written in the impact parameter representation allows one to get the following formula for the reflective ability

$$R(s) = |S(s, 0)| = \sqrt{1 - 4h_{inel}(s, 0)}, \quad (7)$$

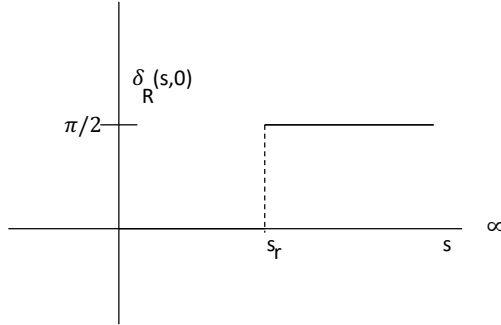


Figure 3: Critical behavior of the scattering phase real part $\delta_R(s, 0)$ with energy.

where h_{inel} stands for the inelastic overlap function. Eq. (7) is valid without reference to the pure imaginary amplitude. Thus, there is a possibility to extract the reflective ability from the “experimental values” of the function h_{inel} [7]. As it follows from Fig. 4, $R(s)$ becomes positive at the LHC energies due to the reflective scattering mode. Appearance of this mode results in the decrease of the function $h_{inel}(s, 0)$ with energy from the value of $1/4$ to zero at $s \rightarrow \infty$. The inelastic overlap function $h_{inel}(s, b)$ acquires peripheral dependence on the impact parameter with maximum $1/4$ at $b > 0$ and it corresponds to a black ring picture in asymptotics. The decrease of $h_{inel}(s, 0)$ with energy has been considered and plotted in [8].

The reflective scattering requires $\delta_R(s, 0) = \pi/2$ at $s > s_r$. It is evident from Eq. (4), from the exponential representation for $S(s, b)$ and correspondence of reflective scattering to $U(s, b = 0) > 1$. Note that the model-dependent form of the function $U(s, b)$ is given by Eq. (5).

Fig. 5 shows critical behavior of $\delta_R(s, 0)$. Dependence of the phase imaginary part, Eq. (3), in the reflective region is related to dependence of the reflective ability $R(s)$ of the interaction region:

$$\delta_I(s, 0) = -\frac{1}{2} \ln R(s). \quad (8)$$

Decreasing energy dependence of $R(s)$ sketched also at Fig. 5 results from increase of the reflective ability. Respectively, $R(s)$ increases from $R(s) = 0$ at $s = s_r$ ($s_r \simeq s_{LHC}$) to the value $R(s) = 1$ when $s \rightarrow \infty$. It is easy to observe from Eq. (7) and Fig. 4 that $dR(s)/ds > 0$ at $s_r \simeq s_{LHC}$. When $s \rightarrow \infty$, the

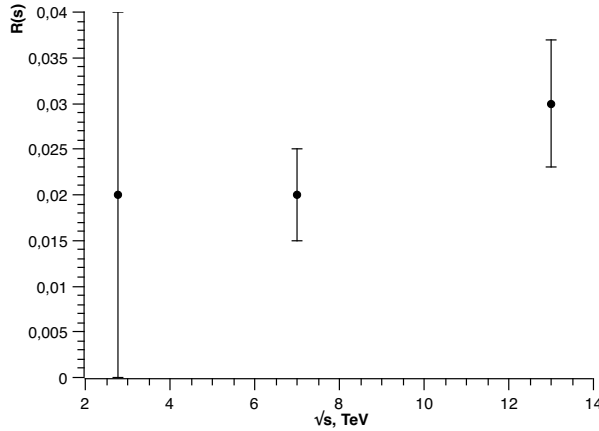


Figure 4: The $R(s)$ values for the three LHC energies ($\sqrt{s} = 2.76, 7, 13$ TeV) The “experimental” points are calculated from h_{inel} values extracted from reference [7].

approximation

$$R(s) \simeq 1 - 2h_{inel}(s, 0) \quad (9)$$

can be used. Eqs. (7) and (9) highlight the connection of the reflective ability with the asymptotics.

Increase of the reflective ability implies slow down of the mean multiplicity growth at the energies beyond the LHC [9] with respective enhancement of the elastic scattering at large transferred momenta (deep-elastic scattering) [3]. It also positively correlates with energy dependence of the ratio of the experimentally observable quantities $Y(s) \equiv \sigma_{tot}(s)/16\pi B(s)$, where $\sigma_{tot}(s)$ is the total cross-section and $B(s)$ is the slope of the differential cross-section of elastic scattering at $-t = 0$. Both these quantities are the integrals over impact parameter asymptotically proportional to $\ln^2 s$. The ratio $Y(s)$ was suggested to be interpreted as an effective interaction intensity (since the ratio effectively eliminates effect of the interaction radius increase in the total cross-section growth) and is expected to cross the black disk limit value $1/2$ at $\sqrt{s} \simeq 10^8$ GeV [10]. Its observed energy increasing dependence at available energies is just another indication of the asymptotics remotness and is connected to the reflective ability increase.

The connection of reflective ability $R(s)$ with the function $Y(s)$ turns into an approximate equality in the case of the Fermi-like impact parameter form (flat at small and moderate impact parameters and zero at large ones) of the elastic profile function. Such form generates multiple dips and bumps in the respective differential cross-section of nucleons’ elastic scattering at very high energies. We

can say that this form is common for the elastic scattering of nuclei at current energies [11], nuclei elastic scattering at current energies provides a window to hadron elastic scattering at asymptotic energies. [Qualitative discussion of such](#)

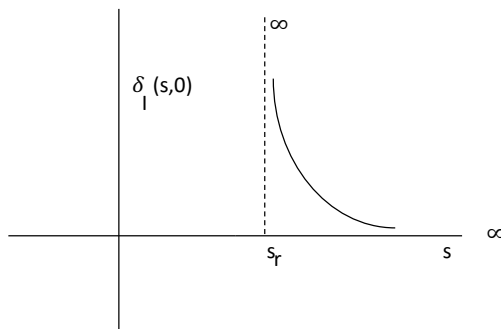


Figure 5: Energy dependence of the scattering phase imaginary part $\delta_I(s, 0)$ in the reflective region at $s > s_r$.

[behavior of the function \$\delta_I\$ can be found in \[1\] while numerical estimates of the value \$s_r\$ correspond to Fig. 4. One can estimate also the energy values when the reflective ability becomes close to its asymptotic value – unity where the relation](#)

$$R(s) \simeq Y(s) \quad (10)$$

takes place. It should happen at the energies around the value of $\sqrt{s} \simeq 10^{10}$ TeV which corresponds to asymptotic scattering regime when the asymptotical theorems, in particular, $\sigma_{tot}(s) \sim \ln^2 s$ are fulfilled.

Eqs. (4) and (5) imply that reflective domain of the interaction region enlarges with energy spreading into periphery of the impact parameters with the rate of $\sim \ln s$. It should be noted that the absorptive scattering mode does not imply the appearance of reflective domain in hadron interactions picture at all the energies. It is not surprising since absorption does not cover the whole allowed by unitarity region of the amplitude variation [12].

[A short comment now on the relation of \$R\(s\)\$ with the ratio of \$\sigma_{el}/\sigma_{tot}\$. According to Eq. \(9\), the increasing energy dependence of this ratio is connected to emergence of the black ring picture discussed in \[8\].](#)

Conclusion

Quantitative analysis of the LHC experimental data provides an evidence for appearance of the reflective ability ($S < 0$) at the energy $\sqrt{s} = 13$ TeV [7] which corresponds to the energy value $\sqrt{s_r}$. [This conclusion can be also made from Fig. 4 despite quite large error bars.](#)

Decrease of the imaginary part $\delta_I(s, 0)$ with energy should not be interpreted as an increase of the interaction region transparency (due to deepening of the local minimum of the inelastic overlap function at $b = 0$), but instead of it, this deepening means the reflective ability increase which corresponds to repulsion in hadron interaction dynamics due to an inner hadron core presence (it, with reservations, corresponds to the negative Wigner time delay Q [6, 13]).

We turn to the interpretation of the reflective ability increase. It was proposed [14] to associate the reflective scattering mode appearance with formation of a color–conducting medium in the intermediate state of the hadron collision occurred at sufficiently high energies and small impact parameters regarding temperature as depending on the the initial energy and impact parameter of collision. This media is treated as a consisting of the free colored objects. Therefore, a color–conducting media emerges instead of a color–insulating media at lower energies.

Using analogy with scattering of the electromagnetic wave by metals¹ one can correlate energy increase of the reflective ability with increase of color conductivity of the deconfined medium. The above analogy is based on similarity of gluons and photons, i.e. on the replacement of an electromagnetic field of QED by a chromomagnetic field of QCD.

The appearance of a color–conducting media is associated with the critical dependence of the phase real part $\delta_R(s, 0)$, while *increase of the reflective ability* is associated with decrease of the imaginary part of the scattering phase $\delta_I(s, 0)$ at the energies in the region just beyond the LHC.

References

- [1] S.M. Troshin, N.E. Tyurin *Int. J. Mod. Phys. A* **22**, 4437 (2007).
- [2] V.F. Weisskopf *Physics in the twentieth century: selected essays*. The MIT Press, Cambridge, Massachusetts, and London, England 1972.
- [3] S.M. Troshin, N.E. Tyurin *Phys. Lett. B* **816**, 136186 (2021).

¹Reflective ability of metal is proportional to its electric conductivity due to presence of free electrons.

- [4] F. Caporale, D.Y. Ivanov, B. Murdaca, A. Papa *Eur. Phys. J. C* **74**, 10 (2014).
- [5] S.M. Troshin, N.E. Tyurin *Symmetry* **14**, 1292 (2022).
- [6] M. L. Goldberger, K.M. Watson Collision Theory. John Wiley & Sons, Inc., New York–London–Sydney 1964.
- [7] T. Csörgo, R. Pasechnik, A. Ster *Eur. Phys. J. C* **80** 126 (2020).
- [8] S.M. Troshin, N.E. Tyurin *J. Phys. G* **49** 115001 (2022).
- [9] S.M. Troshin, N.E. Tyurin *Phys. Lett. B* **732**, 95 (2014).
- [10] S.M. Troshin, N.E. Tyurin *Int. J. Mod. Phys. A* **27** , 2050171 (2020).
- [11] H. Frauenfelder, E.M. Henley Subatomic physics, Prentice–Hall, Inc., Englewood Cliffs, New Jersey 1974.
- [12] C.T. Sachrajda, R. Blankenbecler *Phys. Rev. D* **12**, 1754 (1975).
- [13] E.P. Wigner *Phys. Rev.* **98**, 145 (1955).
- [14] S.M. Troshin, N.E. Tyurin *J. Phys. G: Nucl. Part. Phys.* **46** , 105009 (2019).