

Probing the Hgg coupling through the jet charge correlation in Higgs boson decay

Xiao-Rui Wang^{1,*} and Bin Yan^{2,†}

¹*Department of Physics and State Key Laboratory of Nuclear Physics and Technology, Peking University, Beijing 100871, China*
²*Institute of High Energy Physics, Chinese Academy of Sciences, Beijing 100049, China*

The effective coupling of the Higgs boson to gluons determines the production rate of the Higgs boson at the LHC and plays a crucial role to measure the Higgs properties. In this paper, we propose a novel method to extract the Higgs gluon gauge coupling information at the future lepton colliders, by utilizing the jet charge asymmetry of the two leading jets from the Higgs boson decay. Owing to the jet charge correlation nature of the Higgs decay products, we demonstrate that this asymmetry value would be close to one for the signal $H \rightarrow gg$, while it is always larger than one for the dominated backgrounds. With the help of the jet charge information, it is possible to constrain the Higgs gluon effective coupling very well in the future Higgs factory and this conclusion is not sensitive to the jet charge parameter κ .

I. INTRODUCTION

The discovery of the Higgs boson at the Large Hadron Collider (LHC) [1, 2] has opened a new era in particle physics. The precise measurements of the Higgs couplings play a crucial role to test the Standard Model (SM) and beyond [3–17]. From the recent global analysis of the ATLAS and CMS Collaborations at the LHC Run-2 [18, 19], it shows that the observed properties of the Higgs boson agree with the SM prediction very well. Owing to the dominant production channel of the Higgs boson at the LHC being the top quark loop-induced gluon-fusion process, the effective coupling of the Higgs boson to gluons has received much attention in the high energy physics community. It shows that the effective coupling strength modifier κ_g of the Hgg coupling has been strongly constrained by the Higgs signal strength measurements at the LHC Run-2 [18, 19], *i.e.*, $\kappa_g = 0.95 \pm 0.07$ (ATLAS) and $\kappa_g = 0.92 \pm 0.08$ (CMS). Here the effective Lagrangian of the Hgg coupling is parameterized as,

$$\mathcal{L}_{Hgg} = \kappa_g \frac{\alpha_s}{12\pi v} H G_{\mu\nu}^a G^{a\mu\nu}, \quad (1)$$

where $v = 246$ GeV is the vacuum expectation value and α_s is the strong coupling. $G_{\mu\nu}^a$ is the field strength tensor of the gluon with the color index a and $\kappa_g = 1$ for the SM.

However, the limit for the Hgg coupling at the LHC is inferred from the signal strength measurement of the gluon-fusion Higgs production, which would strongly depend on the assumption of the Higgs decay information. A more straightforward strategy to probe the Hgg coupling is measuring the signal strength of $H \rightarrow gg$. Unfortunately, it would be a challenging task at the LHC due to the overwhelmingly large QCD background. But the signature of the Higgs boson at the e^+e^- collider is clean and readily identifiable, therefore,

we could directly extract the Hgg coupling information from the Higgs decay with very high accuracy. Currently, several candidates for the lepton colliders have been proposed by the high energy physics community, such as the Circular Electron Positron Collider (CEPC) [20], the Future Circular Collider (FCC-ee) [21], and the International Linear Collider (ILC) [22]. With the help of the high tagging efficiencies of the heavy quarks at the lepton collider, the uncertainty of the κ_g could be reduced to the $\mathcal{O}(1\%)$ level [23]. Although the Higgs boson production can be disentangled from its decay by the recoil mass method at the lepton collider, the measurements of the Higgs couplings are still depending on the assumption of the Higgs width. One of the approaches to avoid the impact of the Higgs width without the global fitting is to measure the jet energy profile from the Higgs boson decay, which utilizes the different features of the soft gluon radiations between the quark jet and gluon jet [24, 25]. It shows that the jet energy profile would be sensitive to the fractions of quark and gluon final states, while the dependence of the production cross section and the Higgs width would be canceled from the definition.

Recently, we demonstrated that the jet charge asymmetry from the two leading jets of the production of the Higgs+2 jet is sensitive to the charge correlations between the jets and can be used to discriminate the different Higgs production mechanisms at the LHC [26]. With a similar idea, we will apply this observable to measure the Hgg coupling at the lepton collider due to the uncorrelated nature of the jet charges in $H \rightarrow gg$, while the jet charges are correlated for the main backgrounds. As to be shown below, this observable would be also only sensitive to the fractions of the different channels, and the possible new physics effects in Higgs production and total width would be canceled. The jet charge asymmetry from the Higgs boson decay can be defined as [26],

$$\overline{A}_Q \equiv \frac{\langle |Q_J^1 - Q_J^2| \rangle}{\langle |Q_J^1 + Q_J^2| \rangle} \equiv \frac{\langle Q^{(-)} \rangle}{\langle Q^{(+)} \rangle}, \quad (2)$$

where $\langle Q \rangle$ denotes the average value of the quantity Q

* xiaorui_wong@pku.edu.cn

† yanbin@ihep.ac.cn (corresponding author)

and $Q^{(\pm)} = |Q_J^1 \pm Q_J^2|$, with $Q_J^{1,2}$ is the jet charge of the leading and subleading jets, respectively. Therefore, we could expect that this asymmetry would be close to one for the signal $H \rightarrow gg$, while it would be larger than one for the backgrounds, *e.g.*, $H \rightarrow b\bar{b}, H \rightarrow VV^*$ with $V = W, Z$.

II. THE JET CHARGE

The jet charge can be defined as the p_T weighted sum of the electric charge of the jet constituents [27–29],

$$Q_J = \frac{1}{(p_T^J)^\kappa} \sum_{i \in \text{jet}} Q_i (p_T^i)^\kappa, \quad \kappa > 0, \quad (3)$$

where p_T^J is the transverse momentum of the jet, p_T^i and Q_i are the transverse momentum and electric charge of particle i inside the jet. The parameter $\kappa > 0$ is used to suppress the contribution from the soft gluon radiation. One important feature of the jet charge is that it could serve well for identifying the charge of the primordial parton of the hard scattering, as result, this observable has been widely discussed in the literature from both the theoretical calculation [28, 29] and experimental measurements [30–33]. It shows that the theoretical prediction of Q_J at the next-to-leading order accuracy of QCD agrees with the measurements from the ATLAS and CMS Collaborations very well [31, 32]. Recently, this observable has been widely used for discriminating the quark jet and gluon jet [34–36], searching for the possible new physics effects [26, 37, 38], probing nuclear medium effects in heavy-ion and electron-ion collisions [39–41], as well as probing the quark flavor structure of the nucleon [42–45]. In this work, we will demonstrate below that the jet charge information could also be used to constrain the Hgg effective coupling in Higgs boson decay and this information would be complementary to that obtained from the jet energy profile and cross section measurements at the lepton collider in determining the Hgg coupling.

III. COLLIDER SIMULATION

In this section, we perform a detailed Monte Carlo simulation to explore the potential of probing the Hgg coupling through the jet charge asymmetry at the future CEPC with the center-of-mass energy $\sqrt{s} = 250$ GeV. At the CEPC, the Higgs boson is dominantly produced through the Higgs and Z boson associated production, *i.e.*, $e^+e^- \rightarrow HZ$. The electroweak and QCD corrections for this process have been widely discussed in recently years [46–50]. The preliminary simulations have shown that the cross section of the ZH production at the CEPC could be measured with an uncertainty of 0.51% under the integrated luminosity of $\mathcal{L} = 5.6 \text{ ab}^{-1}$ [20]. The production of the millions of the Higgs boson at

the CEPC would offer the opportunity for precisely measuring the Hgg coupling directly. The signal we are interested in is Higgs decaying into gluons and Z boson decaying into lepton pairs (e^+e^- and $\mu^+\mu^-$). The major SM backgrounds are $H(\rightarrow b\bar{b}, c\bar{c})Z$, Zjj and $H(\rightarrow VV^* \rightarrow 4j)Z$. However, the branching ratio of gg mode ($\text{BR}(H \rightarrow gg) = 8.6\%$) is much smaller than the $b\bar{b}$ channel ($\text{BR}(H \rightarrow b\bar{b}) = 58.2\%$) [51], therefore, the flavor tagging technique would be necessary for suppressing the backgrounds from heavy quarks. It shows that the heavy flavor backgrounds can be removed mostly if we require two non- b and c jets in the final state with the identification efficiency of gluon jet 97.2% [52]. The background Zjj can also be highly suppressed after we include the kinematic cuts, *e.g.*, recoil mass and the polar angle of the Higgs boson [20, 53]. As shown in Ref. [52], after the kinematic cuts and requiring two light jets in the final state, we could get the signal events for the $H \rightarrow gg$ with $\kappa_g = 1$ is $N_g = 3438$ at $\sqrt{s} = 250$ GeV with an integrated luminosity of 5.6 ab^{-1} . The background of Higgs decaying into heavy flavor quarks ($H \rightarrow b\bar{b}, c\bar{c}$) is about $N_{\text{HF}} = 0.1N_g$, the event number of Zjj is $N_{\text{Zjj}} = 0.2N_g$, and the background of $H \rightarrow VV^*$ is $N_{\text{VV}} = 0.6 N_g$ [52]. Since the jet charge is a track-based observable, we expect that the jet charge asymmetry of we are considering would be not sensitive to the kinematic cuts in the above analysis and these event numbers will be used for rescaling the statistical error of the jet charge asymmetry and calculating the fractions of the different processes.

Next, we utilize the event generator MadGraph5 [55] to generate the signal and backgrounds events at the parton level and pass them to the PYTHIA [56, 57]¹ for parton showering and hadronization. We further require $E_j > 20$ GeV and $|\cos\theta| < 0.99$, where E_j and θ denotes the energy and polar angle of the jet, respectively.

Figures 1-3 show the jet charge correlations between the leading and subleading jets from the signal and background processes with the benchmark jet charge parameter $\kappa = 0.3$ under anti- k_T [58], Cambridge/Aachen(C/A) [59] and Durham [60] jet clustering algorithms. As we expected that the jet charges are uncorrelated for the signal, but it exhibits a strong correlation for all the backgrounds. Additionally, we found that the jet charge correlations are not sensitive to the choice of jet clustering algorithms, therefore, we will use C/A algorithm as a benchmark in the following analysis.

Combing the jet charge information, we calculate the jet charge asymmetries for the signal and backgrounds under the C/A jet algorithm with cone size $R = 0.4, 0.5, 0.6$ at the $\sqrt{s} = 250$ GeV CEPC with the

¹ It has been demonstrated in Fig. 1 of Ref. [31] and Figs. 2 and 3 of Ref. [32] from the ATLAS and CMS Collaborations, the various hadronization models, such as PYTHIA and HERWIG, could give a similar jet charge distribution.

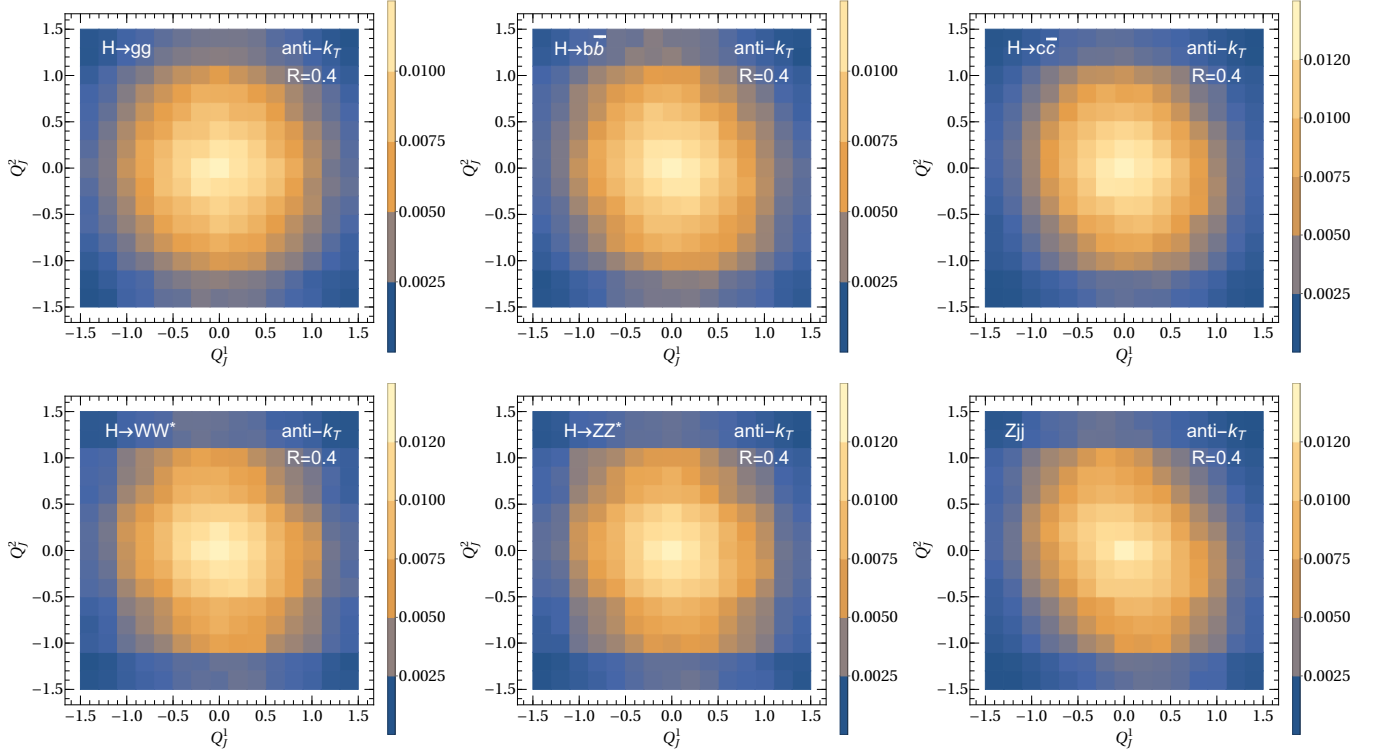


FIG. 1. The jet charge correlations between the leading and subleading jets from the signal and backgrounds with the jet charge parameter $\kappa = 0.3$ under anti- k_T algorithm with jet radius $R = 0.4$.

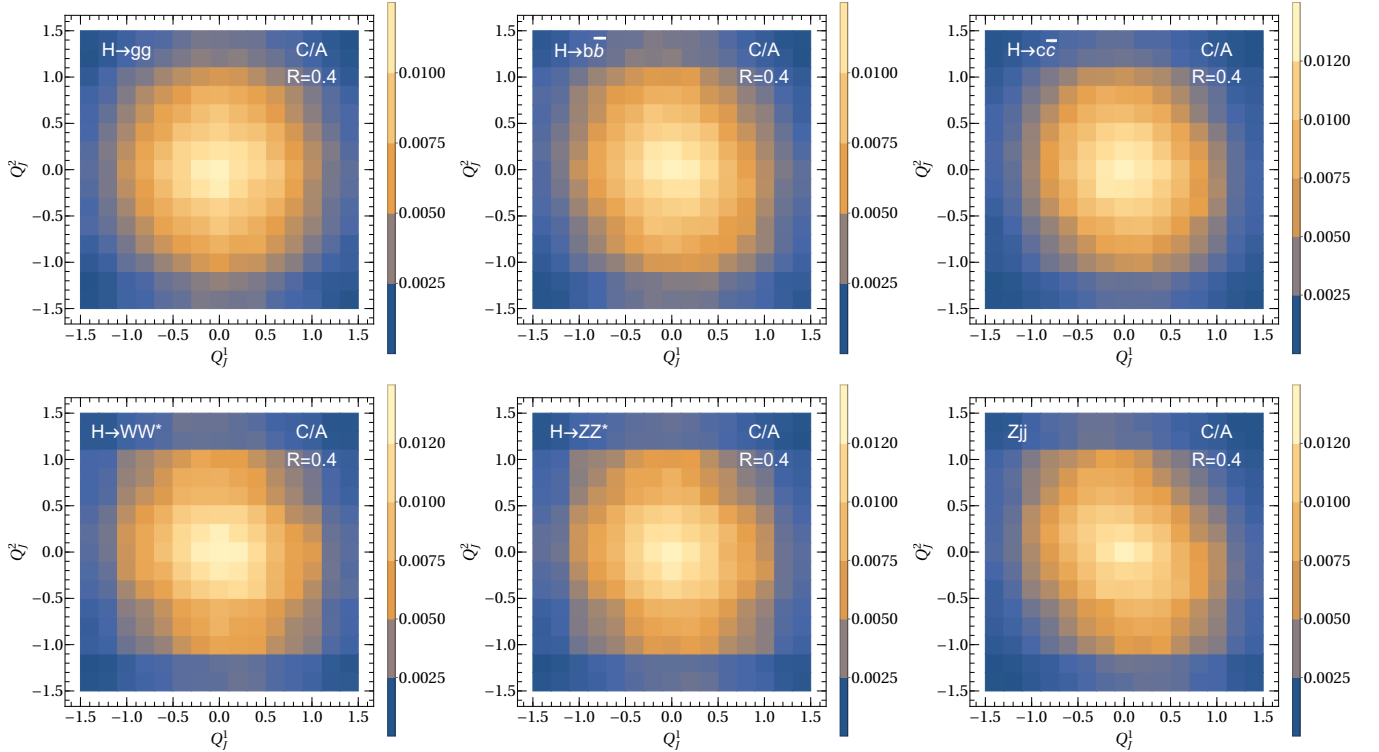


FIG. 2. Similar to Fig. 1, but with Cambridge/Aachen(C/A) algorithm.

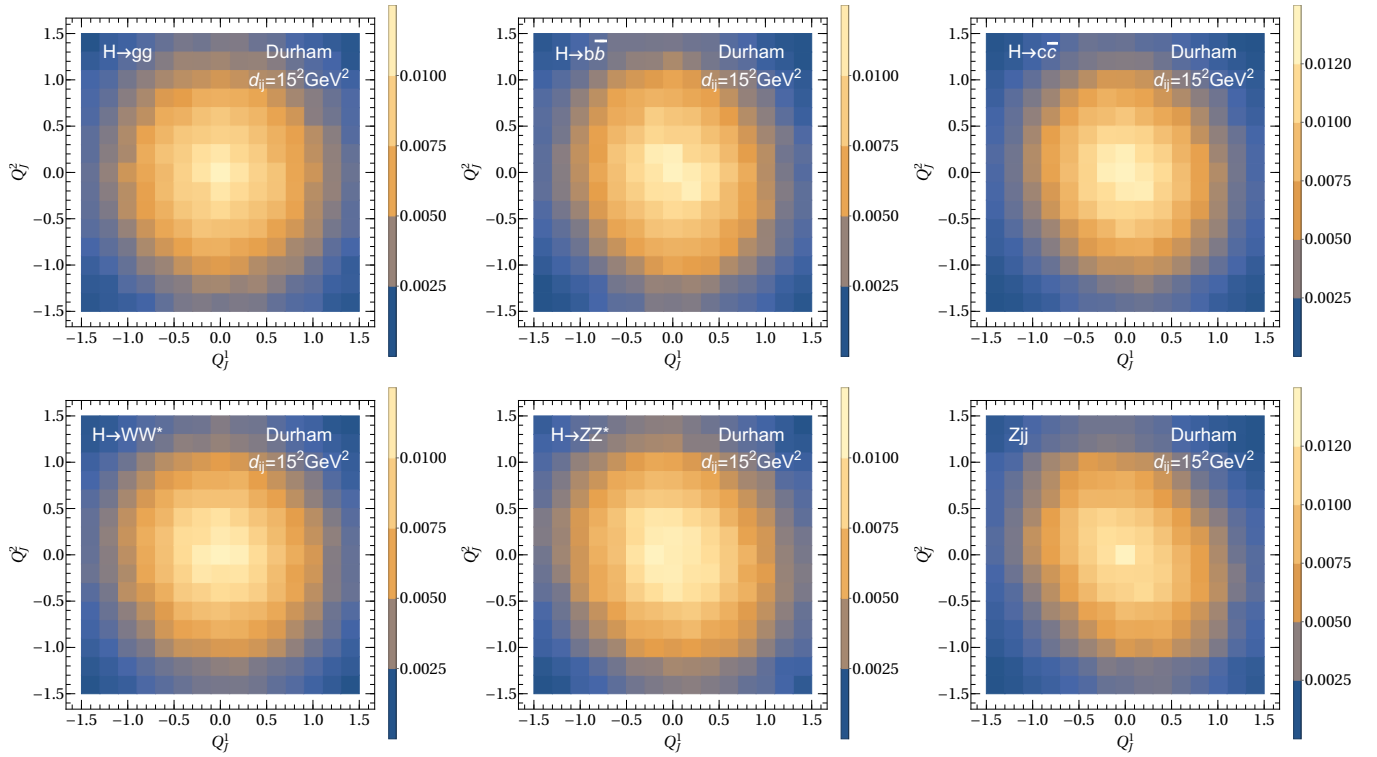


FIG. 3. Similar to Fig. 1, but with Durham algorithm. Here $d_{ij} = 15^2\text{GeV}^2$, which is the distance parameter under the convention in Ref. [54].

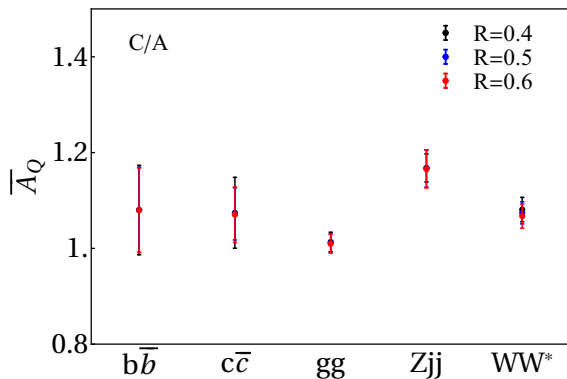


FIG. 4. The jet charge asymmetries of the signal and backgrounds under the C/A jet algorithm with $R = 0.4, 0.5, 0.6$ at the CEPC with $\sqrt{s} = 250$ GeV for the integrated luminosity $\mathcal{L} = 5.6 \text{ ab}^{-1}$. The systematic uncertainties are assumed to be canceled from the definition.

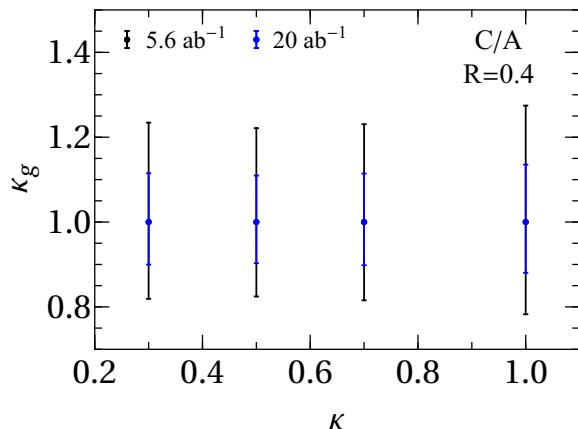


FIG. 5. The expected limits on the Higgs gluon effective coupling with the different jet charge parameter κ under the C/A jet algorithm with $R = 0.4$ at the CEPC with $\sqrt{s} = 250$ GeV for the integrated luminosity $\mathcal{L} = 5.6 \text{ ab}^{-1}$ (black points) and $\mathcal{L} = 20 \text{ ab}^{-1}$ (blue points).

integrated luminosity $\mathcal{L} = 5.6 \text{ ab}^{-1}$. A large number of pseudo experiments have been generated by the PYTHIA for estimating the statistical uncertainty of \bar{A}_Q , while the systematic errors are expected to be canceled from the jet charge asymmetry definition; see Eq. (2). We assume that the statistical error satisfies the Gaussian distribution and could be rescaled based on the event number of the process. It clearly shows that $\bar{A}_Q \sim 1$ for the signal $H \rightarrow gg$, while $\bar{A}_Q > 1$ for the backgrounds, as we argued before. Note that \bar{A}_Q from the $H \rightarrow ZZ^*$ is similar to the $H \rightarrow WW^*$, but with a much larger statistical error, as a result, it is not plotted in Fig. 4. It also shows that the \bar{A}_Q is not sensitive to the jet radius, therefore, we adopt $R = 0.4$ as a benchmark study in our analysis.

Now we combine all the jet charge information to constrain the Hgg coupling. The combined jet charge asymmetry can be written as,

$$\bar{A}_Q^{\text{tot}} = \frac{\sum_i f_i \langle Q^{(-)} \rangle_i}{\sum_i f_i \langle Q^{(+)} \rangle_i}, \quad (4)$$

where f_i denotes the fraction of channel i , which was determined by the event numbers after the kinematic cuts. To estimate the event numbers from $H \rightarrow b\bar{b}$ and $H \rightarrow c\bar{c}$ modes, the mistagging efficiencies of $\epsilon_{b \rightarrow j} = 8.9\%$ and $\epsilon_{c \rightarrow j} = 40.7\%$ have been used [52]. We should note that the fractions $f_{gg}, f_{VV} \gg f_{Zjj}$, thus, the asymmetry \bar{A}_Q^{tot} would be not sensitive to the Higgs production cross section and total width; see Eq. (4). To estimate the uncertainty of κ_g from the \bar{A}_Q^{tot} , we use the error propagation equation to calculate the error of \bar{A}_Q^{tot} , *i.e.*,

$$\frac{\delta \bar{A}_Q^{\text{tot}}}{\bar{A}_Q^{\text{tot}}} = \sqrt{\left(\frac{\delta \langle Q^{(-)} \rangle}{\langle Q^{(-)} \rangle} \right)^2 + \left(\frac{\delta \langle Q^{(+)} \rangle}{\langle Q^{(+)} \rangle} \right)^2}, \quad (5)$$

where $\delta \langle Q^{(\pm)} \rangle$ is the statistical error of numerator and denominator of \bar{A}_Q^{tot} , and

$$\delta \langle Q^{(\pm)} \rangle = \sqrt{\sum_i f_i^2 (\delta \langle Q^{(\pm)} \rangle_i)^2}. \quad (6)$$

Here $\delta \langle Q^{(\pm)} \rangle_i$ is the statistical error of $\langle Q^{(\pm)} \rangle_i$ of the i -th channel. Figure 5 shows the uncertainties of the Hgg coupling modifier κ_g at the CEPC with different jet charge parameters at the 68% confidence level. We note that the typical uncertainty of κ_g from the jet charge asymmetry is around 20% for the $\mathcal{L} = 5.6 \text{ ab}^{-1}$ and the conclusion is not sensitive to the jet charge parameter κ . According to the updated note of CEPC group in Ref. [61], the integrated luminosity could be upgraded to 20 ab^{-1} and the error of κ_g could be reduced to around 10%. It is evident that the expected uncertainty of κ_g from the jet charge asymmetry would be 3-4 times larger than the measurements from the jet energy profile [24, 25] and the signal strength with $H \rightarrow gg$ [23]. However, the different features of the jet charges from the signal and backgrounds also suggest that it could be complementary to other methods for determining κ_g when we use advanced technologies such as Boosted Decision Tree (BDT) or Machine Learning in experimental analysis, which is however beyond the scope of this work.

IV. CONCLUSIONS

In this paper, we propose to constrain the Hgg coupling via the jet charge asymmetry \bar{A}_Q from the Higgs boson decay at the future lepton collider. Owing to

the jet charges being fully uncorrelated for the signal $H \rightarrow gg$, we demonstrated that $\overline{A}_Q \sim 1$, while the charges from the dominated backgrounds are correlated, as a result, we obtain $\overline{A}_Q > 1$. Such a different feature can be used to separate the $H \rightarrow gg$ from the backgrounds and to constrain the Hgg coupling. It shows that the uncertainty of the coupling modifier κ_g from the jet charge information would be much larger than the traditional methods at the CEPC with an integrated

luminosity $\mathcal{L} = 5.6 \text{ ab}^{-1}$. But we emphasize that the jet charge information is still useful for determining the κ_g if we can combine the jet charge information and other kinematic distributions with the BDT or Machine Learning in the analysis.

Acknowledgments. The authors thank Rui Zhang for the helpful discussion. This work is supported by the IHEP under Contract No. E25153U1.

-
- [1] G. Aad et al. (ATLAS), Phys. Lett. B **716**, 1 (2012), 1207.7214.
- [2] S. Chatrchyan et al. (CMS), Phys. Lett. B **716**, 30 (2012), 1207.7235.
- [3] K. Cheung, J. S. Lee, and P.-Y. Tseng, Phys. Rev. D **90**, 095009 (2014), 1407.8236.
- [4] C. Englert, A. Freitas, M. M. Mühlleitner, T. Plehn, M. Rauch, M. Spira, and K. Walz, J. Phys. G **41**, 113001 (2014), 1403.7191.
- [5] Q.-H. Cao, B. Yan, D.-M. Zhang, and H. Zhang, Phys. Lett. B **752**, 285 (2016), 1508.06512.
- [6] A. Falkowski, Pramana **87**, 39 (2016), 1505.00046.
- [7] Q.-H. Cao, Y. Liu, and B. Yan, Phys. Rev. D **95**, 073006 (2017), 1511.03311.
- [8] T. Corbett, O. J. P. Eboli, D. Goncalves, J. Gonzalez-Fraile, T. Plehn, and M. Rauch, JHEP **08**, 156 (2015), 1505.05516.
- [9] Q.-H. Cao, G. Li, B. Yan, D.-M. Zhang, and H. Zhang, Phys. Rev. D **96**, 095031 (2017), 1611.09336.
- [10] G. Durieux, C. Grojean, J. Gu, and K. Wang, JHEP **09**, 014 (2017), 1704.02333.
- [11] Q.-H. Cao, L.-X. Xu, B. Yan, and S.-H. Zhu, Phys. Lett. B **789**, 233 (2019), 1810.07661.
- [12] J. De Blas, G. Durieux, C. Grojean, J. Gu, and A. Paul, JHEP **12**, 117 (2019), 1907.04311.
- [13] G. Li, L.-X. Xu, B. Yan, and C. P. Yuan, Phys. Lett. B **800**, 135070 (2020), 1904.12006.
- [14] J. Ellis, M. Madigan, K. Mimasu, V. Sanz, and T. You, JHEP **04**, 279 (2021), 2012.02779.
- [15] K.-P. Xie and B. Yan, Phys. Lett. B **820**, 136515 (2021), 2104.12689.
- [16] B. Yan, Phys. Lett. B **822**, 136709 (2021), 2105.04530.
- [17] H. Dong, P. Sun, and B. Yan, Phys. Rev. D **106**, 095013 (2022), 2208.05153.
- [18] Nature **607**, 52 (2022), [Erratum: Nature 612, E24 (2022)], 2207.00092.
- [19] Nature **607**, 60 (2022), 2207.00043.
- [20] M. Dong et al. (CEPC Study Group) (2018), 1811.10545.
- [21] A. Abada et al. (FCC), Eur. Phys. J. ST **228**, 261 (2019).
- [22] H. Baer et al. (ILC) (2013), 1306.6352.
- [23] F. An et al., Chin. Phys. C **43**, 043002 (2019), 1810.09037.
- [24] G. Li, Z. Li, Y. Liu, Y. Wang, and X. Zhao, Phys. Rev. D **98**, 076010 (2018), 1805.10138.
- [25] G. Li, Z. Li, Y. Wang, and Y. Wang, Phys. Rev. D **100**, 116013 (2019), 1901.09391.
- [26] H. T. Li, B. Yan, and C. P. Yuan (2023), 2301.07914.
- [27] R. D. Field and R. P. Feynman, Nucl. Phys. B **136**, 1 (1978).
- [28] D. Krohn, M. D. Schwartz, T. Lin, and W. J. Waalewijn, Phys. Rev. Lett. **110**, 212001 (2013), 1209.2421.
- [29] W. J. Waalewijn, Phys. Rev. D **86**, 094030 (2012), 1209.3019.
- [30] V. Khachatryan et al. (CMS), JHEP **12**, 017 (2014), 1410.4227.
- [31] G. Aad et al. (ATLAS), Phys. Rev. D **93**, 052003 (2016), 1509.05190.
- [32] A. M. Sirunyan et al. (CMS), JHEP **10**, 131 (2017), 1706.05868.
- [33] A. M. Sirunyan et al. (CMS), JHEP **07**, 115 (2020), 2004.00602.
- [34] K. Fraser and M. D. Schwartz, JHEP **10**, 093 (2018), 1803.08066.
- [35] A. J. Larkoski and E. M. Metodiev, JHEP **10**, 014 (2019), 1906.01639.
- [36] A. Gianelle, P. Koppenburg, D. Lucchesi, D. Nicotra, E. Rodrigues, L. Sestini, J. de Vries, and D. Zuliani, JHEP **08**, 014 (2022), 2202.13943.
- [37] Y.-C. J. Chen, C.-W. Chiang, G. Cottin, and D. Shih, Phys. Rev. D **101**, 053001 (2020), 1908.08256.
- [38] H. T. Li, B. Yan, and C. P. Yuan, Phys. Lett. B **833**, 137300 (2022), 2112.07747.
- [39] S.-Y. Chen, B.-W. Zhang, and E.-K. Wang, Chin. Phys. C **44**, 024103 (2020), 1908.01518.
- [40] H. T. Li and I. Vitev, Phys. Rev. D **101**, 076020 (2020), 1908.06979.
- [41] H. T. Li and I. Vitev, Phys. Rev. Lett. **126**, 252001 (2021), 2010.05912.
- [42] Z.-B. Kang, X. Liu, S. Mantry, and D. Y. Shao, Phys. Rev. Lett. **125**, 242003 (2020), 2008.00655.
- [43] Z.-B. Kang, X. Liu, S. Mantry, M. C. Spraker, and T. Wilson, Phys. Rev. D **103**, 074028 (2021), 2101.04304.
- [44] K. Lee, J. Mulligan, M. Płoskoń, F. Ringer, and F. Yuan (2022), 2210.06450.
- [45] Z.-B. Kang, A. J. Larkoski, and J. Yang (2023), 2301.09649.
- [46] Y. Gong, Z. Li, X. Xu, L. L. Yang, and X. Zhao, Phys. Rev. D **95**, 093003 (2017), 1609.03955.
- [47] Q.-F. Sun, F. Feng, Y. Jia, and W.-L. Sang, Phys. Rev. D **96**, 051301 (2017), 1609.03995.
- [48] W. Chen, F. Feng, Y. Jia, and W.-L. Sang, Chin. Phys. C **43**, 013108 (2019), 1811.05453.
- [49] Z. Li, Y. Wang, and Q.-f. Wu, Chin. Phys. C **45**, 053102 (2021), 2012.12513.
- [50] X. Chen, X. Guan, C.-Q. He, Z. Li, X. Liu, and Y.-Q. Ma (2022), 2209.14953.
- [51] R. L. Workman and Others (Particle Data Group), PTEP **2022**, 083C01 (2022).

- [52] J. Gao, JHEP **01**, 038 (2018), 1608.01746.
- [53] Z. Chen, Y. Yang, M. Ruan, D. Wang, G. Li, S. Jin, and Y. Ban, Chin. Phys. C **41**, 023003 (2017), 1601.05352.
- [54] M. Cacciari, G. P. Salam, and G. Soyez, Eur. Phys. J. C **72**, 1896 (2012), 1111.6097.
- [55] J. Alwall, R. Frederix, S. Frixione, V. Hirschi, F. Maltoni, O. Mattelaer, H. S. Shao, T. Stelzer, P. Torrielli, and M. Zaro, JHEP **07**, 079 (2014), 1405.0301.
- [56] T. Sjöstrand, S. Ask, J. R. Christiansen, R. Corke, N. Desai, P. Ilten, S. Mrenna, S. Prestel, C. O. Rasmussen, and P. Z. Skands, Comput. Phys. Commun. **191**, 159 (2015), 1410.3012.
- [57] C. Bierlich et al. (2022), 2203.11601.
- [58] M. Cacciari, G. P. Salam, and G. Soyez, JHEP **04**, 063 (2008), 0802.1189.
- [59] Y. L. Dokshitzer, G. D. Leder, S. Moretti, and B. R. Webber, JHEP **08**, 001 (1997), hep-ph/9707323.
- [60] S. Catani, Y. L. Dokshitzer, M. Olsson, G. Turnock, and B. R. Webber, Phys. Lett. B **269**, 432 (1991).
- [61] H. Cheng et al. (CEPC Physics Study Group), in *2022 Snowmass Summer Study* (2022), 2205.08553.