
Iterative Deepening Hyperband

Jasmin Brandt^{*1} Marcel Wever^{*2} Dimitrios Iliadis³ Viktor Bengs⁴ Eyke Hüllermeier²

Abstract

Hyperparameter optimization (HPO) is concerned with the automated search for the most appropriate hyperparameter configuration (HPC) of a parameterized machine learning algorithm. A state-of-the-art HPO method is `Hyperband`, which, however, has its own parameters that influence its performance. One of these parameters, the maximal budget, is especially problematic: If chosen too small, the budget needs to be increased in hindsight and, as `Hyperband` is not incremental by design, the entire algorithm must be re-run. This is not only costly but also comes with a loss of valuable knowledge already accumulated. In this paper, we propose incremental variants of `Hyperband` that eliminate these drawbacks, and show that these variants satisfy theoretical guarantees qualitatively similar to those for the original `Hyperband` with the “right” budget. Moreover, we demonstrate their practical utility in experiments with benchmark data sets.

1. Introduction

The successful application of a machine learning (ML) algorithm to a particular learning problem is usually accompanied by the question of how to choose its hyperparameters. These parameters are usually highly configurable and, in addition, often have a substantial impact on important meta-properties of the learner such as its complexity, its learning speed, or its (final) performance. In light of this, careful selection of these parameters is critical to assessing a learner’s suitability for the learning problem at hand. However, manually searching for good or even optimal hyperparameters is a time-consuming and costly endeavor that may even introduce human bias or prevent reproducibility. What complicates matters is that the optimal hyperparameter choice may vary from task to task, i.e., may depend on the learning

problem, the nature of the data set, and the corresponding performance measure.

Due to the pressing need to automate this process both in research and in practice, the research field of hyperparameter optimization (HPO) has emerged (Feurer & Hutter, 2019; Bischl et al., 2021). In general, methods for HPO problems try to find optimal hyperparameter configurations (HPCs) of a given machine learning algorithm as efficiently as possible, such that, with the hyperparameters found, it generalizes well to new, unseen data points. A commonly used method for HPO is `Hyperband` (Li et al., 2018), which is based on the multifidelity concept: The available computational budget is first used on low-cost HPCs for exploration and gradually spent for the most promising HPCs. Here, the budget can refer to computational resources such as the number of instances or attributes to use for training, or the number of iterations for iterative algorithms or number of epochs of neural networks.

However, with the maximum budget and the rate of exploration, `Hyperband` itself has parameters that determine its quality for the HPO problem. Especially the choice of the former is problematic since in many cases its choice is not obvious from the beginning, and choosing it too high can be a costly affair, as running `Hyperband` is already costly on its own. Examples of such cases are when the budget corresponds to a hyperparameter of the ML algorithm that steers how long it will process the data, such as the number of epochs of a neural network, the number of iterations for logistic regression, and so on. Exactly in these cases a too small choice of the budget is fraught with problems, as the HPCs under consideration may not have developed their potential yet, i.e., the models have not been trained until reaching their convergence. However, increasing the budget in hindsight leads to a usually expensive re-run of `Hyperband` and even worse, discarding valuable knowledge already accumulated. Needless to say, from an ecological perspective, this is undesired either, as the computational resources, as well as the consumed energy for optimizing the hyperparameters for the lower maximum budget, is essentially wasted (Tornede et al., 2021).

To overcome these issues, we propose incremental extensions of `Hyperband` that are capable of increasing the maximum budget post hoc and continuing the earlier

^{*}Equal contribution ¹Paderborn University, Paderborn, Germany ²MCML, LMU Munich, Munich, Germany ³Ghent University, Ghent, Belgium ⁴LMU Munich, Munich, Germany. Correspondence to: Marcel Wever <marcel.wever@ifi.lmu.de>.

Hyperband run for the smaller maximum budget. In the spirit of heuristic graph search algorithms such as iterative deepening A* or iterative deepening search (Korf, 1985), we dub our extension `Iterative Deepening Hyperband` (ID-HB), which comes in three variants. Each of these variants considers a different possibility to reuse the information gathered by the previous `Hyperband`, which essentially differ in the degree of conservatism. We provide theoretical and empirical results showing that the performance deterioration is negligible compared to the improvements in terms of efficiency. To this end, we provide theoretical guarantees as well as empirical evaluations for various tasks on benchmark datasets.

2. Hyperparameter Optimization

In a typical supervised ML setting, the learner is provided with a (training) data set $\mathcal{D} = \{(\mathbf{x}^{(n)}, y^{(n)})\}_{n=1}^N \subset \mathcal{X} \times \mathcal{Y}$, where \mathcal{X} is some feature space and \mathcal{Y} is a label space. The pairs in \mathcal{D} are assumed to be i.i.d. samples of some unknown data-generating distribution P^* , i.e., each $z^{(n)} = (\mathbf{x}^{(n)}, y^{(n)})$ is an independent realization of $Z = (X, Y) \sim P^*$. In addition, the learner is provided with a (suitable) hypothesis space \mathcal{H} , which is a subset of all mappings $\mathcal{Y}^{\mathcal{X}} = \{h : \mathcal{X} \rightarrow \mathcal{Y}\}$ from the feature space \mathcal{X} to the label space \mathcal{Y} . Thus, each hypothesis $h \in \mathcal{H}$ assigns a prediction $h(\mathbf{x}) \in \mathcal{Y}$ to a provided instance $\mathbf{x} \in \mathcal{X}$. The prediction quality of a hypothesis for a given instance-label pair (\mathbf{x}, y) is assessed by means of $L(h(\mathbf{x}), y)$, where $L : \mathcal{Y} \times \mathcal{Y} \rightarrow \mathbb{R}$ is a loss function that incentives correct predictions. The goal in supervised ML is to induce a hypothesis that has the lowest expected loss (generalization error) for instance-label pairs (\mathbf{x}, y) sampled according to P^* . Formally, the learner seeks to find

$$h^* \in \arg \min_{h \in \mathcal{H}} \text{GE}(h),$$

where $\text{GE}(h)$ denotes the generalization error of h :

$$\text{GE}(h) = \mathbb{E}_{(\mathbf{x}, y) \sim P^*} [L(h(\mathbf{x}), y)].$$

To this end, a learner (or inducer) \mathcal{A} is designed that returns for a given (training) data set a hypothesis deemed to be suitable (having low generalization error) for the learning task at hand. Typically, a learner is parameterized by a parameter space Λ , whose elements are called hyperparameters, which may be high-dimensional tuples with components from different domains (continuous, discrete, or categorical). Thus, a learner is formally a mapping

$$\mathcal{A} : \mathbb{D} \times \Lambda \rightarrow \mathcal{H}, (\mathcal{D}, \lambda) \mapsto \hat{h},$$

where $\mathbb{D} = \bigcup_{N \in \mathbb{N}} (\mathcal{X} \times \mathcal{Y})^N$ is the set of all possible training data sets. It is worth noting that the learner can be defined in a similar way, if the hypothesis space \mathcal{H} is a subset of all mappings from the feature space \mathcal{X} to $\mathbb{P}(\mathcal{Y})$,

i.e., the set of probabilities over the label space \mathcal{Y} . The only difference is that the loss function has a different signature in this case, namely it is a mapping $L : \mathbb{P}(\mathcal{Y}) \times \mathcal{Y} \rightarrow \mathbb{R}$.

The goal of hyperparameter optimization (HPO) is then to find an optimal hyperparameter for a given learner \mathcal{A} and data set \mathcal{D} , i.e.,

$$\lambda^* \in \arg \min_{\lambda \in \Lambda} \ell(\lambda) = \arg \min_{\lambda \in \Lambda} \text{GE}(\mathcal{A}(\mathcal{D}, \lambda)).$$

However, as P^* is unknown and so is the generalization error ℓ , one estimates the latter for a fixed hyperparameter by means of a function $\hat{\ell} : \Lambda \rightarrow \mathbb{R}$, which is typically referred to as the validation error. As the actual computation of the validation error for a specific hyperparameter might be costly in terms of the available resources (e.g., wall-clock time, number of used data points, etc.), the validation error is usually determined only for a certain resource allocation, and thus its actual value depends on the resources used. In light of this, we denote by $\hat{\ell}_r(\lambda)$ the validation error of \mathcal{A} used with the hyperparameter λ and r resource units. Obviously, the choice of r involves a trade-off: The more resource units are used, the more accurate the estimate, but the more costly its calculation, and vice versa.

Roughly speaking, an HPO method seeks to find an appropriate hyperparameter of \mathcal{A} , while preferably using as few resources as possible, and/or staying within a maximum assignable budget R for the resource consumption for evaluating a hyperparameter during the search. For the sake of convenience, we assume that R is an element of $\mathbb{N} \cup \{\infty\}$, where $R = \infty$ means that there are no restrictions on the resource usage. We define $\ell_*(\lambda) := \lim_{r \rightarrow R} \hat{\ell}_r(\lambda)$ for any $\lambda \in \Lambda$ and $\nu_* := \inf_{\lambda \in \Lambda} \ell_*(\lambda)$. The formal goal of an HPO method is then to identify a hyperparameter λ which belongs to $\arg \min_{\lambda \in \Lambda} \ell_*(\lambda) - \nu_*$.

3. Hyperband

In this section, we explain shortly the functionality of the `Hyperband` algorithm by Li et al. (2018) and its subroutine `Successive Halving` (Karnin et al., 2013).

3.1. Successive Halving

The `Successive Halving` (SH) algorithm solves the non-stochastic best arm identification problem within a fixed budget and was already applied successfully to HPO. It iteratively allocates the available budget to a set of hyperparameter configurations, evaluates their performance and throws away the worst half. This process is repeated until only one hyperparameter configuration remains, which is then returned by the algorithm as the proposed winner. Due to this, we can allocate exponentially more budget to more promising hyperparameter configurations.

3.2. Hyperband

The Hyperband algorithm by Li et al. (2018) solves the HPO problem by considering it as a pure-exploration adaptive resource allocation problem. It iterates over different sizes of the set of hyperparameter configurations n while keeping the budget B fixed, and calls the SH algorithm as a subroutine on the n configurations and with budget B . This way, different allocation strategies are considered for the tradeoff between (i) considering many configurations n and (ii) giving the configurations longer training time B/n . Each call of SH is called a *bracket*.

4. Related Work

To achieve state-of-the-art performance, hyperparameter optimization (HPO) is an inevitable step in the machine learning process, dealing with finding the most suitable hyperparameter configuration of a machine learning algorithm for a given dataset and performance measures. Considering HPO as a black-box optimization problem, various methods can be used to tackle this problem. However, one particular challenge in HPO is that evaluating a hyperparameter configuration is expensive, rendering naive approaches such as grid search and random search, although widely applied, impractical.

The HPO literature can be separated into two branches: model-free and model-based methods. While the latter leverage a surrogate model of the optimization surface to sample more promising candidates (Hutter et al., 2011), for instance, methods evolutionary algorithms fall into the former category of model-free methods. Notably, grid search and random search belong to the model-free category too. While standard random search is considered to be too inefficient in the HPO setting, in Hyperband (Li et al., 2018), a random search is combined with a multi-fidelity candidate evaluation routine, i.e., successive halving (Jamieson & Talwalkar, 2016), devising a powerful HPO method. Moreover, the model-free approach Hyperband can be combined with other model-free methods such as evolutionary algorithms (Awad et al., 2021) or hybridized with model-based approaches (Falkner et al., 2018) to improve its efficacy and efficiency. In (Mendes et al., 2021), the authors propose a meta-learning approach to focus the budget for evaluation even more on promising candidates instead of wasting the budget on hyperparameter configurations performing inferior to the incumbent.

While these approaches aim at increasing Hyperband’s efficacy and efficiency for a single run of Hyperband, in this paper, we are interested in increasing Hyperband’s efficiency after increasing its budget that can be assigned to a single hyperparameter configuration at maximum. The general setting was already considered and analyzed in (Li et al.,

2018) as the infinite horizon setting, where Hyperband is run repeatedly for increasing maximum budgets R . We continue a previously conducted Hyperband instead of starting from scratch every time the maximum budget is increased.

For a more detailed introduction to HPO and a more thorough overview of corresponding methods, we refer the reader to (Feurer & Hutter, 2019; Bischl et al., 2021).

5. Iterative Deepening Hyperband

In the infinite horizon setting of Hyperband, once a run of Hyperband terminates, a new run is started from scratch with an increased maximum assignable budget R . However, the previously evaluated hyperparameter configurations are discarded completely for the Hyperband run with the increased R , which means that the previously used budget is essentially wasted. Discarding this information is irrational due to various reasons:

- We are ignoring knowledge about promising hyperparameter configurations that we already acquired.
- Instead of using the information we already collected, we evaluate new candidates, allowing for more exploration, which is actually desired but also requires more budget.
- From an ecological perspective, the resources in the previous Hyperband runs are not well invested, since the information, if at all, has been solely used for deciding to re-run Hyperband for a larger budget.

To leverage already collected information, we propose an extension to Hyperband, which is stateful and thus can be continued for a larger maximum budget R , which we dub Iterative Deepening Hyperband (ID-HB). The name for our method is inspired by iterative deepening search (Korf, 1985), e.g., iterative deepening depth-first search, where the depth-first search is invoked repeatedly with increasing maximum depth. The pseudocode for this extension is given in Algorithm 1 and Figure 5.3 illustrates the core idea.

From Algorithm 1, we can see that the old max size R_{t-1} is increased by a factor η to obtain R_t . For sake of convenience w.r.t. theoretical analysis, we limit ourselves to increases in the maximum budget by a factor of η . According to the new max size R_t , the variables s_{\max} and B are computed as before by Li et al. (2018), which will result in an additional bracket for the new max size R_t as well as increased pool sizes for the already existing brackets. Therefore, we fill up the brackets with additional hyperparameter configurations until the correct start pool size with respect to R_t is reached. However, since typically more newly sampled hyperparameter configurations are added than can be propagated to the next iteration of a bracket, different strategies of how to proceed with the state of the previous Hyperband and the newly sampled hyperparameter configurations are

conceivable.

In the subsequent Sections 5.1 to 5.3, we elaborate on three possible strategies of how a previous Hyperband for a lower maximum budget R_{t-1} can be continued for a larger maximum budget R_t . We order the strategies according to their truthfulness with respect to decisions taken in a Hyperband run that would have been run from scratch. This order also goes hand in hand with improved efficiency, i.e., less budget is accumulated for evaluating hyperparameter configurations.

5.1. Discarding Iterative Deepening (dID-HB)

Arguably, the most truthful but potentially inefficient way to update the brackets with the newly received hyperparameter configurations is to allow for revising previous decisions regarding propagation to subsequent iterations. More specifically, when the start pool of hyperparameter configurations is extended by the new hyperparameter configurations, we allow discarding hyperparameter configurations that were promoted in the previous run and have already been evaluated on a larger budget.

In the first iteration, we consider all the candidates available, i.e., the newly sampled hyperparameter configurations, previously discarded, and previously promoted hyperparameter configurations. The top-k is computed as before, and the selected hyperparameter configurations are promoted to the next iteration. Hence, discarding iterative deepening Hyperband is able to revise its previous decisions regarding promotions and discard hyperparameter configurations that have been promoted in the previous run.

While only those hyperparameter configurations in an iteration need to be evaluated that were newly sampled and eventually the last iteration for the new max size R_t , it may happen that only new configurations are promoted to the subsequent iteration. In this case, this variant of the stateful extension will only save the resources already used for evaluating the old configurations for the minimum budget of a bracket. In practice, however, we will see in Section 7.2 that old candidates are often kept in subsequent iterations.

Eventually, we have obtained a variant of Iterative Deepening Hyperband that has the potential of improving substantially in terms of efficiency while maintaining the same outcome if the same set of initial hyperparameter configurations was given to the original Hyperband. In the worst case, however, this variant is almost as expensive as re-running the original version, i.e., only the first iteration evaluations of the old candidates are saved.

5.2. Preserving Iterative Deepening (pID-HB)

Taking a step towards more efficiency and reuse of previous evaluations of hyperparameter configurations, in preserving

iterative deepening Hyperband (pID-HB), we promote the top-k hyperparameter configurations of a pool of candidates comprising the promoted hyperparameter configurations and all hyperparameter configurations that have already been promoted to this budget level in the previous Hyperband run but have not been promoted in the continued run. In this way, we conserve the information about hyperparameter configurations that have already been evaluated for this budget but have been discarded in a previous iteration.

Still considering such hyperparameter configurations allows already discarded hyperparameter configurations to return to the pool of promising candidates. On the one hand, we can thereby potentially increase the efficiency, since after a hyperparameter configuration returns to the set of promoted candidates, we do not need to spend additional budget on evaluating a new candidate, except for the last iteration with the budget of the new max size. On the other hand, we can revise “wrong” decisions of the current run if a previously discarded old hyperparameter configuration performs better on a larger budget than the configuration that has superseded it.

In the worst case, pID-HB exhibits the same computational complexity as dID-HB, only saving the computational resources of the old hyperparameter configurations being evaluated on the start budgets of the respective brackets. However, due to the ability to reconsider already discarded candidates that have already been evaluated in a previous Hyperband run, the chances of reusing already evaluated candidates increase. Although pID-HB does not necessarily return the same result as re-running Hyperband from scratch, intuitively, we expect it to yield similar performance. Moreover, although pID-HB has the same worst-case runtime complexity as dID-HB, pID-HB at least takes all available information into account, i.e., evaluation data of previously evaluated but discarded hyperparameter configurations is not ignored but still considered.

5.3. Efficient Iterative Deepening (eID-HB)

The third and last strategy is to continue the previous Hyperband run in the most efficient and thus resource-saving way. Accordingly, we dub this variant “efficient iterative deepening Hyperband” (eID-HB). However, the maximum efficiency comes at the cost of potential performance deteriorations, as it does not revoke any previously made decisions.

In other words, it only fills up the candidate pools promoting hyperparameter configurations until the new levels are reached. If a hyperparameter configuration was promoted to a subsequent iteration of successive halving it remains, even if there are hyperparameter configurations in the newly sampled set of hyperparameter configurations that would actually replace them. Technically, when determining the

top-k for the next iteration of successive halving we subtract the number of hyperparameter configurations that have already been promoted in the previous run. According to the difference, new promotions are selected among previously discarded candidates and newly sampled hyperparameter configurations that were promoted to the current iteration.

In principle, it may happen that some hyperparameter configurations may have been wrongly promoted as compared to starting the `Hyperband` run from scratch. Since already promoted hyperparameter configurations remain promoted and decisions cannot be revised, the overall performance may deteriorate. However, if the deterioration would be negligible, `eID-HB` would allow us to run `Hyperband` for a larger max size R_t at the cost of only running `Hyperband` for the larger max size R_t .

In the subsequent sections, we provide theoretical guarantees and also demonstrate empirically that the proposed extensions improve the efficiency significantly while maintaining similar performance.

6. Theoretical Results

We split the theoretical results into two parts. First, we give some theoretical guarantees for our extensions of `SuccessiveHalving`, and second, we extend them to the `IterativeDeepening-Hyperband` algorithm.

6.1. IterativeDeepening-SuccessiveHalving

Since the `Successive Halving` algorithm (Jamieson & Talwalkar, 2016) solves a bandit problem, we will stick in the following analysis of our iterative deepening variants of `Successive Halving` to the notation of multi-armed bandits. Our algorithms can then easily be applied to hyperparameter optimization by regarding a hyperparameter configuration as an arm. If we pull an arm i for k times, we observe the loss $\ell_{i,k}$. Similar to Li et al. (2018) we need the following assumption for our theoretical analysis of our proposed `IterativeDeepening-SuccessiveHalving` algorithms.

Assumption 6.1. For each arm $i \in \mathbb{N}$ the limit $\nu_i := \lim_{t \rightarrow \infty} \ell_{i,t}$ exists.

Moreover, we denote the convergence speed by $\gamma(j) \geq \sup_i |\ell_{i,j} - \nu_i| \forall j \in \mathbb{N}$ and provide the following result, the proof of which is given in Appendix B.1.

Theorem 6.2 (Necessary Budget for `IterativeDeepening-SuccessiveHalving`). *Fix n arms from which \tilde{n} arms were already promoted. Let $\nu_i = \lim_{t \rightarrow \infty} \ell_{i,t}$ and assume $\nu_1 \leq \dots \leq \nu_n$. For any $\epsilon > 0$ let*

$$z_{ID-SH} = \eta \lceil \log_\eta(n) \rceil \\ \times \max_{i=2, \dots, n} i \left(1 + \min \left\{ R, \gamma^{-1} \left(\max \left\{ \frac{\epsilon}{4}, \frac{\nu_i - \nu_1}{2} \right\} \right) \right\} \right).$$

If the efficient, discarding or preserving `IterativeDeepening-SuccessiveHalving` algorithm given in Algorithm 3, Algorithm 4 resp. 5 are run with any budget $B \geq z_{ID-SH}$, then an arm \hat{i} is returned that satisfies $\nu_{\hat{i}} - \nu_1 \leq \epsilon/2$.

Further, we can specify the improvement of the incremental variants over the costly re-run of `SuccessiveHalving` (SH) as in the following theorem (proof is deferred to Appendix B.2).

Theorem 6.3 (Improvement of number of pulls of `xID-SH` in comparison to SH). *Fix n arms, a budget of B , a maximal size of R and r and η . Assume that we have already run `SuccessiveHalving` on \tilde{n} arms and the same values for B , r and η . Let $\eta_- = \eta - 1$ and $s^+ = s + 1$. If we ran `SuccessiveHalving` (SH), efficient `IterativeDeepening-SuccessiveHalving` (`eID-SH`) and preserving resp. discarding `IterativeDeepening-SuccessiveHalving` (`p/dID-SH`) over s rounds with above variables, we have*

$$\begin{aligned} & a) \#\{\text{total pulls of eID-SH}\} \\ & \leq \left(1 - \frac{(s^+)(\tilde{n}R + \eta^s)(\eta_-) - (\eta^{s^+} - 1)(2R + n)}{(s^+)(nR + \eta^s)(\eta_-) - (\eta^{s^+} - 1)(R + n)} \right) \\ & \quad \times \#\{\text{total pulls of SH}\} \\ & \text{and b) } \#\{\text{total pulls of p/dID-SH}\} \\ & \leq \left(1 - \frac{(\eta_-)((s^+)\eta^s + R\tilde{n}) - (\eta^{s^+} - 1)(R + n)}{(\eta_-)(s^+)(nR + \eta^s) - (\eta^{s^+} - 1)(R + n)} \right) \\ & \quad \times \#\{\text{total pulls of SH}\}. \end{aligned}$$

The fraction of improvement in the total number of pulls for `eID-SH` in comparison to SH is shown in Figure 2, while for the other variants we provide similar plots in Appendix B.2.

6.2. IterativeDeepening-Hyperband

An optimal hyperparameter configuration λ^* as defined above may not always exist. Even if it exists, it could be infeasible to search for it as our hyperparameter configuration space is usually very large or even infinite. Therefore we will relax our goal and seek to find a configuration that is at least “nearly optimal”. Similar to the HPO problem literature, we define the notion of such a near-optimal configuration as follows: For $\epsilon > 0$, we call $\hat{\lambda}$ an ϵ -optimal configuration iff $\nu_{\hat{\lambda}} - \nu_{\lambda^*} \leq \epsilon$. To ensure that the search for such a configuration is not like searching for the needle in the haystack, we need an assumption which guarantees that the probability of the existence of an ϵ -optimal configuration in our sample set is high enough.

Assumption 6.4. The proportion of ϵ -optimal configurations in Λ is $\alpha \in (0, 1)$.

Note that we now have at least one ϵ -optimal configuration in a sample set with probability at least $1 - \delta$, if the size of

Algorithm 1 IterativeDeepening-Hyperband (ID-HB)

Inputs: old max size R_{t-1} , $\eta \geq 2$, old losses $L_{(t-1, \cdot, \cdot)}$, discarded configurations $D_{(t-1, \cdot, \cdot)}$, promoted configurations $P_{(t-1, \cdot, \cdot)}$, mode flag $\rho \in \{p, d, e\}$

Initialize: $R_t \leftarrow \eta R_{t-1}$, $s_{\max} \leftarrow \lceil \log_{\eta}(R_t) \rceil$, $B \leftarrow (s_{\max} + 1)R_t$

for $s \in \{s_{\max}, s_{\max} - 1, \dots, 0\}$ **do**

$$n_t \leftarrow \lceil \frac{B}{R_t} \frac{\eta^s}{(s+1)} \rceil$$

$$r = R\eta^{-s}$$

if $s > 0$ **then**

$$n_{t-1} \leftarrow \lceil \frac{\eta^{s-1} s_{\max}}{s} \rceil$$

else

$$n_{t-1} \leftarrow 0$$

end if

$$\delta \leftarrow n_t - n_{t-1}$$

$C \leftarrow \text{get_hyperparameter_configuration}(\delta)$

for $i \in \{0, \dots, s\}$ **do**

$$r_i \leftarrow r\eta^i$$

$$L_{(t, s, i)} \leftarrow L_{(t-1, s-1, i)} \cup \{\text{run_then_return_val_loss}(c, r_i) : c \in C \setminus P_{(t-1, s-i, i-1)}\}$$

▷ Configurations for old max size

▷ Evaluate configurations

▷ Discarding ID-HB

if $\rho = d$ **then**

if $i = 0$ **then**

$$T \leftarrow D_{(t-1, s_1, i)} \cup P_{(t-1, s-1, i)} \cup C$$

else

$$T \leftarrow C$$

end if

$$k \leftarrow \lfloor n_t / \eta^{i+1} \rfloor$$

else if $\rho = p$ **then**

$$T \leftarrow D_{(t-1, s_1, i)} \cup P_{(t-1, s-1, i)} \cup C$$

$$k \leftarrow \lfloor n_t / \eta^{i+1} \rfloor$$

▷ Preserving ID-HB

else if $\rho = e$ **then**

$$T \leftarrow D_{(t-1, s-1, i)} \cup C$$

$$k \leftarrow \lfloor n_t / \eta^{i+1} \rfloor - \lfloor n_{t-1} / \eta^{i+1} \rfloor$$

▷ Efficient ID-HB

end if

$$C \leftarrow \text{top}_k(T, L_{(t, s, i)}, k)$$

$$D_{(t, s, i)} \leftarrow T \setminus (C \cup P_{(t-1, s-1, i)})$$

$$P_{(t, s, i)} \leftarrow P_{(t-1, s-1, i)} \cup C$$

▷ Update discarded configurations

▷ Update promoted configurations

end for

end for

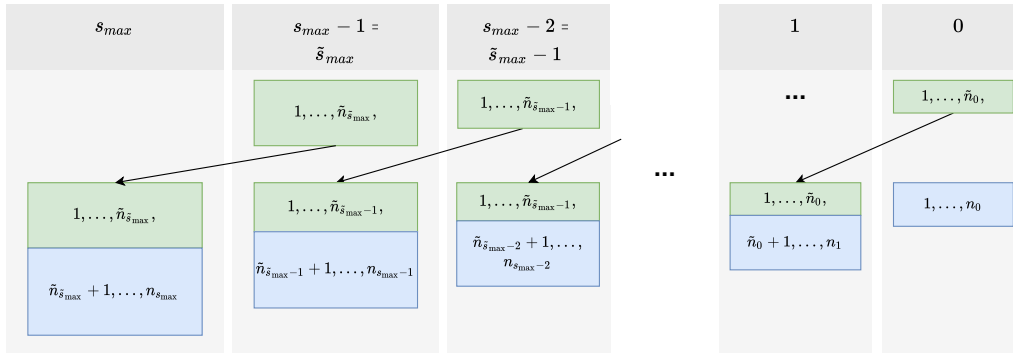


Figure 1. Illustration of taking over previously sampled configurations.

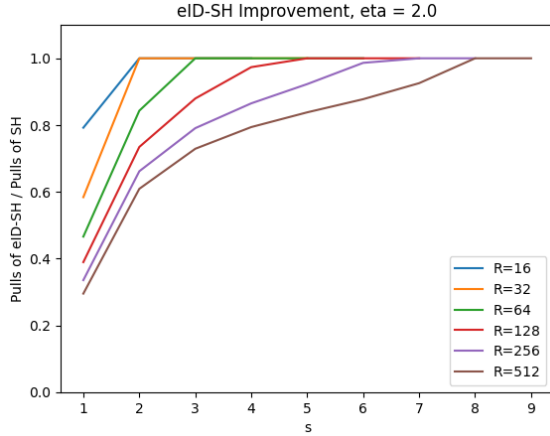


Figure 2. Fraction of number of pulls of eID-SH and SH for different values of rounds of SH s and maximal budget per round R .

the sample set is $\lceil \log_{1-\alpha}(\delta) \rceil$ for a fixed failure probability $\delta \in (0, 1)$. With this, we can state the following theorem, the proof of which is given in Appendix B.3.

Theorem 6.5. *Let η , R , α and δ be fixed such that*

$$R \geq \max \left\{ \lceil \log_{1-\alpha}(\delta) \rceil (\eta - 1) + 1, \right. \\ \left. \eta \left(\log_{\eta}(\log_{\eta}(R)) + 4 + \frac{\lfloor \log_{\eta}(R) \rfloor}{2} \right) - \log_{\eta} \left(\left(\lfloor \log_{\eta}(R) \rfloor + 1 \right)! / \left(\lfloor \log_{\eta}(R) \rfloor + 1 \right) \right) \bar{\gamma}^{-1} \right\}$$

for $\bar{\gamma}^{-1} := \max_{s=0, \dots, \lfloor \log_{\eta}(R) \rfloor} \max_{i=2, \dots, n_s} i \left(1 + \min \left\{ R, \gamma^{-1} \left(\max \left\{ \frac{\epsilon}{4}, \frac{\nu_i - \nu_1}{2} \right\} \right) \right\} \right)$.

Then ID-HB finds an ϵ -optimal configuration with probability at least $1 - \delta$.

7. Empirical Evaluation

In this section, we evaluate the proposed extension of Hyperband empirically and compare the three strategies devised in Section 5 to the original way of applying Hyperband when increasing the max size R as done in the infinite horizon setting. More specifically, we are interested in the following two research questions:

RQ1 Is ID-HB able to retain the quality of returned hyperparameter configurations for its variants dID-HB, pID-HB, and eID-HB, respectively?

RQ2 To what extent can dID-HB and pID-HB reduce the computational effort?

To answer **RQ1** and **RQ2**, we conduct an extensive set of experiments, the setup of which is outlined in Section 7.1.

Table 1. List of considered benchmarks from YAHPO-Gym, the type of learner, the number of considered datasets, the objective function, and the type of budget that can be used as a fidelity parameter.

Benchmark	Model	# Inst.	Objective	Fidelity
lcbench	neural network	34	val_accuracy	epochs
nb301	neural network	1	val_accuracy	epochs
rbv2_svm	SVM	106	acc	fraction
rbv2_ranger	random forest	119	acc	fraction
rbv2_xgboost	XGBoost	119	acc	fraction

The results of these experiments are subsequently presented and discussed in Section 7.2.

7.1. Experiment Setup

In our experimental evaluation, we compare the proposed ID-HB approach in all its three flavors to the original Hyperband as a baseline to answer research questions **RQ1** and **RQ2**. To this end, we conduct an extensive set of experiments tackling various HPO tasks, including HPO for neural networks, SVMs, XGBoost, random forests, and neural architecture search.

As a benchmark library, we use YAHPO Gym (Pfisterer et al., 2022) which provides fast-to-evaluate surrogate benchmarks for hyperparameter optimization with particular support for multi-fidelity optimization, which makes it a perfect fit for our study. From YAHPO Gym, we select the benchmarks listed in Table 1. Except for nb301 only comprising CIFAR10 as a dataset, all other benchmarks include several datasets allowing for a broad comparison of ID-HB to the original Hyperband, subsequently denoted as IH-HB. We evaluate all benchmarks for $\eta = 2$ and $\eta = 3$, but due to space limitations only present results for $\eta = 2$ here. Results for $\eta = 3$ as well as detailed results for single datasets can be found in Appendix C.

Furthermore, we set the initial max size $R_{t-1} = 16$ and increase it after the first run by a factor of η to $R_t = R_{t-1}\eta$. For benchmarks considering a fraction of the training dataset as fidelity parameter, we translate a budget r by r/R_t into a fraction between 0 and 1. Furthermore, we repeat each combination of algorithm, parameterization, and benchmark instance for 30 seeds resulting in a total amount of $30 \times 4 \times 2 \times 379 = 90,960$ hyperparameter optimization runs. We computed all experiments on a single workstation equipped with 2xIntel Xeon Gold 5122 and 256GB RAM.

The code and data are publicly available via GitHub¹.

¹<https://github.com/mwever/iterative-deepening-hyperband>

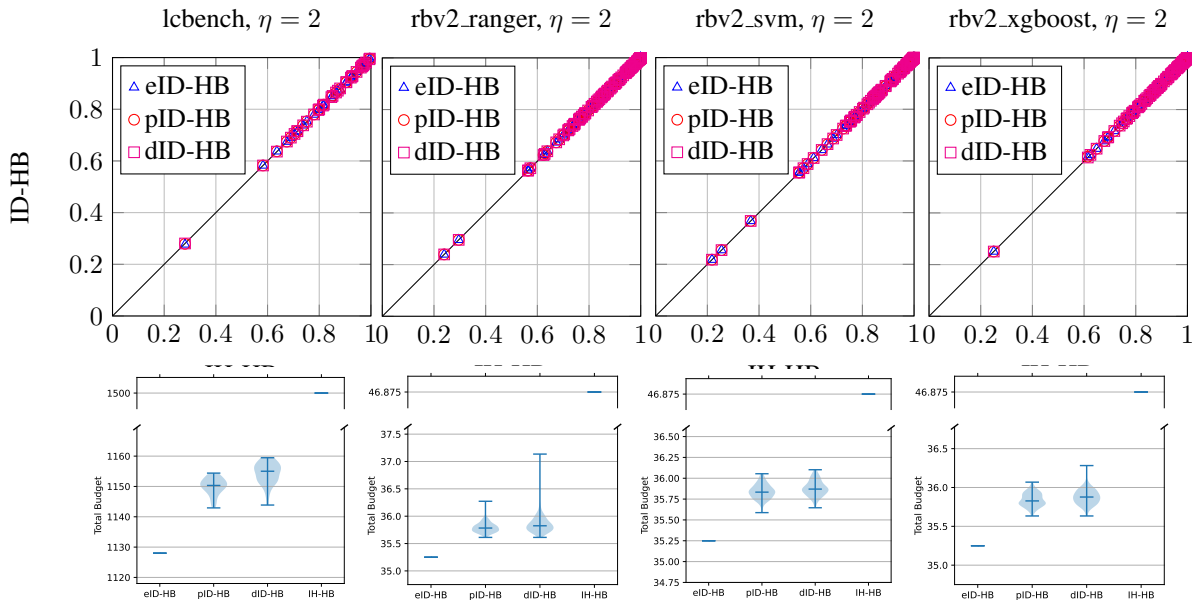


Figure 3. Comparison of ID-HB to the original version of Hyperband. Top: Scatter plots plotting the final incumbents’ accuracy obtained by an ID-HB strategy versus IH-HB. Bottom: Violin plots showing the average total budget consumed for a single run.

7.2. Empirical Results

In Figure 3, we present the experimental results for the benchmarks with more than one dataset `lcbench`, `rbv2_range`, `rbv2_svm`, `rbv2_xgboost`. In the top row we present scatter plots comparing the final incumbent’s performance obtained by IH-HB on the x-axis against the performance obtained by an ID-HB strategy on the y-axis. The diagonal line represents the situation that both performances are on a par. From these plots, it is quite obvious that any ID-HB strategy is performing similarly well as the original Hyperband variant. Similar observations can be made for the `nb301` benchmark, where all approaches achieve an accuracy of 0.9061 (see Appendix C).

Concerning **RQ1**, for the benchmarks considered here, we can thus confirm empirically that the proposed ID-HB extension is indeed able to retain the quality of the returned hyperparameter configurations. Especially notable is the performance of eID-HB, as it does not revise any decisions and thus would intuitively be likely to show deterioration in performance; yet, in the hyperparameter optimization considered here, this is never the case. Without any exception, all Hyperband variants perform equally well with respect to the quality of returned solutions. Furthermore, the results are also representative for $\eta = 3$.

Considering the average budget consumed for a single run, however, significant improvements can be achieved with ID-HB. As can be seen from the bottom row in Figure 3, which display the distribution of the total budget consumed during a single run, eID-HB represents the most efficient

strategy. Confirming intuitive expectations, pID-HB is more efficient than dID-HB, although the differences are often rather marginal. Perhaps more surprisingly, both pID-HB and dID-HB are significantly more efficient than the IH-HB in all benchmarks. Even the worst runs still yield a 20% reduction of the total budget consumed, answering **RQ2**. Although the theoretical worst case analysis for pID-HB and dID-HB gives only slight, almost negligible improvements, in practice, these strategies seem to be quite efficient and revise only few evaluations.

8. Conclusion and Future Work

In this paper, we have proposed an extension to the well-known HPO method Hyperband called Iterative Deepening Hyperband (ID-HB) aiming to improve its efficiency when the max size hyperparameter of Hyperband needs to be increased post-hoc. We derived three strategies with varying truthfulness with respect to run Hyperband from scratch on the same sample of hyperparameter configurations. For all of these three strategies, we gave theoretical guarantees on the quality of the final choice as well as on the saved budget when a previously Hyperband run is continued. In an empirical study, we also find all three strategies to yield similar results as the much more expensive baseline variant of Hyperband. In fact, in the most efficient strategy, our approach only requires the budget of the one run with the increased max size. In future work, we plan to combine our more efficient Hyperband extensions with more sophisticated sampling of hyperparameter configurations as for example done in (Awad et al., 2021) or (Falkner

et al., 2018) and HyperJump to improve ID-HB’s efficacy and efficiency even more.

Software and Data

The software and experimental data is publicly available via GitHub: <https://github.com/mwever/iterative-deepening-hyperband>.

Acknowledgements

This research was supported by the research training group Dataninja (Trustworthy AI for Seamless Problem Solving: Next Generation Intelligence Joins Robust Data Analysis) funded by the German federal state of North Rhine-Westphalia.

References

- Awad, N. H., Mallik, N., and Hutter, F. DEHB: evolutionary hyperband for scalable, robust and efficient hyperparameter optimization. In *Proceedings of the Thirtieth International Joint Conference on Artificial Intelligence*, pp. 2147–2153, 2021.
- Bischl, B., Binder, M., Lang, M., Pielok, T., Richter, J., Coors, S., Thomas, J., Ullmann, T., Becker, M., Boulesteix, A.-L., et al. Hyperparameter optimization: Foundations, algorithms, best practices and open challenges. *arXiv preprint arXiv:2107.05847*, 2021.
- Falkner, S., Klein, A., and Hutter, F. BOHB: robust and efficient hyperparameter optimization at scale. In *Proceedings of the 35th International Conference on Machine Learning*, volume 80 of *Proceedings of Machine Learning Research*, pp. 1436–1445. PMLR, 2018.
- Feurer, M. and Hutter, F. Hyperparameter optimization. In *Automated Machine Learning*, pp. 3–33. Springer, 2019.
- Hutter, F., Hoos, H. H., and Leyton-Brown, K. Sequential model-based optimization for general algorithm configuration. In *Learning and Intelligent Optimization - 5th International Conference*, volume 6683 of *Lecture Notes in Computer Science*, pp. 507–523. Springer, 2011.
- Jamieson, K. and Talwalkar, A. Non-stochastic best arm identification and hyperparameter optimization. In *Proceedings of the 19th International Conference on Artificial Intelligence and Statistics*, volume 51 of *Proceedings of Machine Learning Research*, pp. 240–248. PMLR, 2016.
- Karnin, Z., Koren, T., and Somekh, O. Almost optimal exploration in multi-armed bandits. In *International Conference on Machine Learning*, pp. 1238–1246. PMLR, 2013.
- Korf, R. E. Depth-first iterative-deepening: An optimal admissible tree search. *Artificial Intelligence*, 27(1):97–109, 1985.
- Li, L., Jamieson, K., DeSalvo, G., Rostamizadeh, A., and Talwalkar, A. Hyperband: A novel bandit-based approach to hyperparameter optimization. *Journal of Machine Learning Research*, 18(185):1–52, 2018.
- Mendes, P., Casimiro, M., and Romano, P. Hyperjump: Accelerating hyperband via risk modelling. *arXiv preprint arXiv:2108.02479*, 2021.
- Pfisterer, F., Schneider, L., Moosbauer, J., Binder, M., and Bischl, B. YAHPO gym - an efficient multi-objective multi-fidelity benchmark for hyperparameter optimization. In *International Conference on Automated Machine Learning, AutoML 2022*, volume 188 of *Proceedings of Machine Learning Research*, pp. 3/1–39. PMLR, 2022.
- Tornede, T., Tornede, A., Hanselle, J., Wever, M., Mohr, F., and Hüllermeier, E. Towards green automated machine learning: Status quo and future directions. *arXiv preprint arXiv:2111.05850*, 2021.

A. Pseudo-Codes

For the theoretical analysis we consider the following algorithms where the Hyperband and the Successive Halving parts are strictly separated. All parts of the algorithms that are different to the original Successive Halving algorithm by (Jamieson & Talwalkar, 2016) and to the Hyperband algorithm by (Li et al., 2018) are indicated by a blue text color.

Algorithm 2 IterativeDeepening-Hyperband (ID-HB)

Input: max size R , $\eta \geq 2$, old max size $\tilde{R} \in \{0, R/\eta\}$, old sequence of configuration samples $((C_{s,k})_{k \in \{0, \dots, s\}})_{s \in \{0, \dots, \log_\eta(\tilde{R})\}}$ and losses $((L_{s,k})_{k \in \{0, \dots, s\}})_{s \in \{0, \dots, \log_\eta(\tilde{R})\}}$
Initialize: $s_{max} = \lfloor \log_\eta(R) \rfloor$, $B = (s_{max} + 1)R$
if $\tilde{R} > 0$ **then**
 $\tilde{s}_{max} = \lfloor \log_\eta(\tilde{R}) \rfloor = s_{max} - 1$, $\tilde{B} = (\tilde{s}_{max} + 1)\tilde{R}$
end if
for $s \in \{s_{max}, s_{max} - 1, \dots, 0\}$ **do**
 $n_s = \lceil \frac{B}{R} \frac{\eta^s}{(s+1)} \rceil$, $r_s = R/\eta^s$
 if $\tilde{R} > 0$ and $s > 0$ **then**
 $\tilde{s} = s - 1$, $\tilde{n}_s = \lceil \frac{\tilde{B}}{R} \frac{\eta^{\tilde{s}}}{(\tilde{s}+1)} \rceil$, $\tilde{r}_s = \tilde{R}/\eta^{\tilde{s}} = r_s$
 else
 $\tilde{n}_s = 0$
 end if
 $S \leftarrow$ sample $n_s - \tilde{n}_s$ configurations
 xID-SuccessiveHalving($S, B, r_s, R, \eta, (C_{\tilde{s},k})_{k \in \{0, \dots, \tilde{s}\}}, (L_{\tilde{s},k})_{k \in \{0, \dots, \tilde{s}\}}$)
end for
Output: Configuration with smallest intermediate loss

Algorithm 3 Efficient IterativeDeepening-SuccessiveHalving (eID-SH)

Input: S set of arms, budget B, r , max size R, η , $(C_k)_k$ old sequence of configurations, $(L_k)_k$ old sequence of losses
Initialize: $S_0 \leftarrow S$, $\tilde{n} = |C_0|$, $n = |S_0| + |C_0|$
for $k \in \{0, 1, \dots, s\}$ **do**
 $n_k = \lfloor n/\eta^k \rfloor - \lfloor \tilde{n}/\eta^k \rfloor$, $r_k = r\eta^k$
 pull each arm in S_k for r_k times
 if $k \leq s - 1$ **then**
 $S_{k+1} \leftarrow$ keep the best $\lfloor n/\eta^{k+1} \rfloor - \lfloor \tilde{n}/\eta^{k+1} \rfloor$ arms from $S_k \cup C_k \setminus C_{k+1}$
 else
 $S_{k+1} \leftarrow$ keep the best $\lfloor n/\eta^{k+1} \rfloor$ arms from $S_k \cup C_k$
 end if
end for
Output: Remaining configuration

Algorithm 4 Discarding IterativeDeepening-SuccessiveHalving (dID-SH)

Input: S set of arms, budget B, r , max size R, η , $(C_k)_k$ old sequence of configurations, $(L_k)_k$ old sequence of losses
Initialize: $S_0 \leftarrow S \cup C_0$, $n = |S_0|$
for $k \in \{0, 1, \dots, s\}$ **do**
 $n_k = \lfloor n/\eta^k \rfloor$, $r_k = r\eta^k$
 pull each arm in $S_k \setminus C_k$ for r_k times
 $S_{k+1} \leftarrow$ keep the best $\lfloor n/\eta^{k+1} \rfloor$ arms from S_k
end for
Output: Remaining configuration

Algorithm 5 Preserving IterativeDeepening-SuccessiveHalving (pID-SH)

Input: S set of arms, budget B , r , max size R , η , $(C_k)_k$ old sequence of configurations, $(L_k)_k$ old sequence of losses
Initialize: $S_0 \leftarrow S \cup C_0$, $n = |S_0|$
for $k \in \{0, 1, \dots, s\}$ **do**
 $n_k = \lfloor n/\eta^k \rfloor$, $r_k = r\eta^k$
 pull each arm in $S_k \setminus C_k$ for r_k times
 $S_{k+1} \leftarrow$ keep the best $\lfloor n/\eta^{k+1} \rfloor$ arms from $S_k \cup C_k$
end for
Output: Remaining configuration

B. Proofs
B.1. Proof of Theorem 6.2

Proof of Theorem 6.2. First, we will focus on the efficient IterativeDeepening-SuccessiveHalving Algorithm given in Algorithm 3.

Step 1: Algorithm 3 never exceeds the budget B , which can be seen as follow. The budget used is bounded by

$$\begin{aligned}
 \sum_{k=0}^s n_k r_k &= \sum_{k=0}^s (\lfloor n/\eta^k \rfloor - \lfloor \tilde{n}/\eta^k \rfloor) \frac{R\eta^k}{\eta^s} \\
 &\leq \sum_{k=0}^s (\lfloor n/\eta^k \rfloor) \frac{R\eta^k}{\eta^s} \\
 &\leq \sum_{k=0}^s \frac{(s_{\max} + 1)\eta^s R}{(s + 1) \eta^s} \\
 &\leq (s_{\max} + 1)R = B.
 \end{aligned}$$

Step 2: Let $n_k = |S_k| + |C_k|$ and $\tilde{n}_k = |C_k|$ such that $n_0 = n$ and $\tilde{n}_0 = \tilde{n}$. Without loss of generality, we assume that the limit values of the losses are ordered, such that $\nu_1 \leq \nu_2 \leq \dots \leq \nu_n$. Note, that due to the above condition also the limit values of arms in S_k and resp. in C_k are ordered, e.g. for $\nu_i, \nu_j \in S_k$ with $i < j$ we have $\nu_i \leq \nu_j$. Let in the following be $i'_k = \min \{ \lfloor n_k/\eta \rfloor + 1, \lfloor \tilde{n}_k/\eta \rfloor + \lfloor n_k/\eta \rfloor + 1 \}$. Assume that $B \geq z_{eID-SH}$, then we have for each round k

$$\begin{aligned}
 r_k &\geq \frac{B}{(n_k - \tilde{n}_k) \lceil \log_\eta(n) \rceil} - 1 \\
 &\geq \frac{\eta}{n_k - \tilde{n}_k} \max_{i=2, \dots, n} i \left(1 + \min \left\{ R, \gamma^{-1} \left(\max \left\{ \frac{\epsilon}{4}, \frac{\nu_i - \nu_1}{2} \right\} \right) \right\} \right) - 1 \\
 &\geq \frac{\eta}{n_k - \tilde{n}_k} i'_k \left(1 + \min \left\{ R, \gamma^{-1} \left(\max \left\{ \frac{\epsilon}{4}, \frac{\nu_{i'_k} - \nu_1}{2} \right\} \right) \right\} \right) - 1 \\
 &\stackrel{(*)}{\geq} \frac{\eta}{n_k - \tilde{n}_k} (n_k - \tilde{n}_k)/\eta \left(1 + \min \left\{ R, \gamma^{-1} \left(\max \left\{ \frac{\epsilon}{4}, \frac{\nu_{i'_k} - \nu_1}{2} \right\} \right) \right\} \right) - 1 \\
 &= \left(1 + \min \left\{ R, \gamma^{-1} \left(\max \left\{ \frac{\epsilon}{4}, \frac{\nu_{i'_k} - \nu_1}{2} \right\} \right) \right\} \right) - 1 \\
 &= \min \left\{ R, \gamma^{-1} \left(\max \left\{ \frac{\epsilon}{4}, \frac{\nu_{i'_k} - \nu_1}{2} \right\} \right) \right\},
 \end{aligned}$$

where the fourth line (*) follows from:

- **Case 1:** $i'_k = \lfloor \tilde{n}_k/\eta \rfloor + 1$.
We have $i'_k \geq n_k/\eta \geq (n_k - \tilde{n}_k)/\eta$.

- **Case 2:** $i'_k = \lfloor \tilde{n}_k/\eta \rfloor + \lfloor n_{k-1}/\eta \rfloor + 1$.
If $\tilde{n}_k = 0$, we have

$$i'_k = \left\lfloor \frac{n_{k-1}}{\eta} \right\rfloor + 1 \geq \frac{n_{k-1}}{\eta} \geq \frac{n_k}{\eta} \geq \frac{n_k - \tilde{n}_k}{\eta}.$$

If $\tilde{n}_k \geq 1$, we have

$$\begin{aligned} i'_k &\geq \frac{\tilde{n}_k}{\eta} - 1 + \frac{n_{k-1}}{\eta} - 1 + 1 \\ &= \frac{\tilde{n}_k - n_{k-1} - \eta}{\eta} \\ &\geq \frac{n_k + (\eta - 1)n_k + \tilde{n}_k - \eta}{\eta} \\ &\geq \frac{n_k}{\eta} \geq \frac{n_k - \tilde{n}_k}{\eta}, \end{aligned}$$

where line 3 follows from $n_k = \lfloor n_{k-1}/\eta \rfloor$ and line 4 from $n_k \geq \tilde{n}_k \geq 1$ and $\eta \geq 2$, so we have $\eta - 1 \geq 1$, so we can estimate $n_k \geq 1$.

Next, we show that $\ell_{i,t} - \ell_{1,t} > 0$ for all $t \geq \tau_i := \gamma^{-1}\left(\frac{\nu_i - \nu_1}{2}\right)$. Given the definition of γ , we have for all $i \in [n]$ that $|\ell_{i,t} - \nu_i| \leq \gamma(t) \leq \frac{\nu_i - \nu_1}{2}$ where the last inequality holds for $t \geq \tau_i$. Thus, for $t \geq \tau_i$ we have

$$\begin{aligned} \ell_{i,t} - \ell_{1,t} &= \ell_{i,t} - \nu_i + \nu_i - \nu_1 + \nu_1 - \ell_{1,t} \\ &= \ell_{i,t} - \nu_i - (\ell_{1,t} - \nu_1) + \nu_i - \nu_1 \\ &\geq -2\gamma(t) + \nu_i - \nu_1 \\ &\geq -2\frac{\nu_i - \nu_1}{2} + \nu_i - \nu_1 \\ &= 0. \end{aligned}$$

Under this scenario, we will eliminate arm i before arm 1 since on each round the arms are sorted by their empirical losses and the top half are discarded. Note that by the assumption the ν_i limits are non-decreasing in i so that the τ_i values are non-increasing in i .

Fix a round k and assume $1 \in S_k \cup C_k$ (note, $1 \in S_0 \cup C_0$). The above calculation shows that

$$t \geq \tau_i \implies \ell_{i,t} \geq \ell_{1,t}. \tag{1}$$

We regard two different scenarios in the following.

- **Case 1:** $k \leq s - 1$.

In this case, we keep the best $\lfloor n_k/\eta \rfloor - \lfloor \tilde{n}_k/\eta \rfloor$ arms from the set $S_k \cup C_k \setminus C_{k+1}$ and have already promoted the best

$\lfloor \tilde{n}_k/\eta \rfloor$ from C_k .

$$\begin{aligned}
 & \{1 \in S_k \cup C_k, 1 \notin S_{k+1} \cup C_{k+1}\} \\
 & \iff \left\{ \sum_{i \in S_k \cup C_k \setminus C_{k+1}} \mathbb{1}\{\ell_{i,r_k} < \ell_{1,r_k}\} \geq \lfloor n_k/\eta \rfloor - \lfloor \tilde{n}_k/\eta \rfloor, \sum_{i \in C_k} \mathbb{1}\{\ell_{i,r_k} < \ell_{1,r_k}\} \geq \lfloor \tilde{n}_k/\eta \rfloor \right\} \\
 & \implies \left\{ \sum_{i \in S_k \cup C_k \setminus C_{k+1}} \mathbb{1}\{r_k < \tau_i\} \geq \lfloor n_k/\eta \rfloor - \lfloor \tilde{n}_k/\eta \rfloor, \sum_{i \in C_k} \mathbb{1}\{r_k < \tau_i\} \geq \lfloor \tilde{n}_k/\eta \rfloor \right\} \\
 & \implies \left\{ \sum_{i=2}^{\lfloor n_k/\eta \rfloor - \lfloor \tilde{n}_k/\eta \rfloor + \lfloor \tilde{n}_k/\eta \rfloor + 1} \mathbb{1}\{r_k < \tau_i \wedge i \in S_k \cup C_k \setminus C_{k+1}\} \geq \lfloor n_k/\eta \rfloor - \lfloor \tilde{n}_k/\eta \rfloor, \right. \\
 & \quad \left. \sum_{i=2}^{\lfloor \tilde{n}_k/\eta \rfloor + \lfloor n_{k-1}/\eta \rfloor + 1} \mathbb{1}\{r_k < \tau_i \wedge i \in C_k\} \geq \lfloor \tilde{n}_k/\eta \rfloor \right\} \\
 & \implies \{r_k < \min\{\tau_{\lfloor n_k/\eta \rfloor + 1}, \tau_{\lfloor \tilde{n}_k/\eta \rfloor + \lfloor n_{k-1}/\eta \rfloor + 1}\}\} \\
 & \iff \{r_k < \tau_{\max\{\lfloor n_k/\eta \rfloor + 1, \lfloor \tilde{n}_k/\eta \rfloor + \lfloor n_{k-1}/\eta \rfloor + 1\}}\},
 \end{aligned}$$

where the first line follows by the definition of the algorithm and the second by Equation 1. In the third line we assume the worst case scenario, where the best $\lfloor n_k/\eta \rfloor - \lfloor \tilde{n}_k/\eta \rfloor$ arms in $S_k \cup C_k \setminus C_{k+1}$ are all worse than the best $\lfloor \tilde{n}_k/\eta \rfloor$ arms in C_k (which are kept in the set C_{k+1}) and vice versa that the best $\lfloor \tilde{n}_k/\eta \rfloor$ arms in C_k are worse than all arms in S_k . The fourth line follows by τ_i being non-increasing (for all $i < j$ we have $\tau_i \geq \tau_j$ and consequently, $\mathbb{1}\{r_k < \tau_i\} \geq \mathbb{1}\{r_k < \tau_j\}$ so the *first* indicators of the sum not including 1 would be on before any other i 's in $S_k \subset [n]$ sprinkled throughout $[n]$).

• **Case 2:** $k = s$.

In this case we keep the best $\lfloor n_k/\eta \rfloor$ arms from $S_k \cup C_k$ and have $C_{k+1} = \emptyset$, thus we get analogously as above

$$\begin{aligned}
 \{1 \in S_k \cup C_k, 1 \notin S_{k+1}\} & \iff \left\{ \sum_{i \in S_k \cup C_k} \mathbb{1}\{\ell_{i,r_k} < \ell_{1,r_k}\} \geq \lfloor n_k/\eta \rfloor \right\} \\
 & \implies \left\{ \sum_{i \in S_k \cup C_k} \mathbb{1}\{r_k < \tau_i\} \geq \lfloor n_k/\eta \rfloor \right\} \\
 & \implies \left\{ \sum_{i=2}^{\lfloor n_k/\eta \rfloor + 1} \mathbb{1}\{r_k < \tau_i\} \geq \lfloor n_k/\eta \rfloor \right\} \\
 & \iff \{r_k < \tau_{\lfloor n_k/\eta \rfloor + 1}\}.
 \end{aligned}$$

Overall, we can conclude, that $1 \in S_k \cup C_k$ and $1 \notin S_{k+1} \cup C_{k+1}$ if $r_k < \tau_{\max\{\lfloor n_k/\eta \rfloor + 1, \lfloor \tilde{n}_k/\eta \rfloor + \lfloor n_{k-1}/\eta \rfloor + 1\}}$. This implies

$$\{1 \in S_k \cup C_k, r_k \geq \tau_{i'_k}\} \implies \{1 \in S_{k+1} \cup C_{k+1}\}. \quad (2)$$

Recalling that $r_k \geq \gamma^{-1}(\max\{\frac{\epsilon}{4}, \frac{\nu_{i'_k} - \nu_1}{2}\})$ and

$\tau_{i'_k} = \gamma^{-1}(\frac{\nu_{i'_k} - \nu_1}{2})$, we examine the following three exhaustive cases:

• **Case 1:** $\frac{\nu_{i'_k} - \nu_1}{2} \geq \frac{\epsilon}{4}$ and $1 \in S_k \cup C_k$

In this case, $r_k \geq \gamma^{-1}(\frac{\nu_{i'_k} - \nu_1}{2}) = \tau_{i'_k}$. By Equation 2 we have that $1 \in S_{k+1} \cup C_{k+1}$ since $1 \in S_k \cup C_k$.

• **Case 2:** $\frac{\nu_{i'_k} - \nu_1}{2} < \frac{\epsilon}{4}$ and $1 \in S_k \cup C_k$

In this case $r_k \geq \gamma^{-1}(\frac{\epsilon}{4})$ but $\gamma^{-1}(\frac{\epsilon}{4}) < \tau_{i'_k}$. Equation 2 suggests that it may be possible for $1 \in S_k \cup C_k$ but $1 \notin S_{k+1} \cup C_{k+1}$. On the good event that $1 \in S_{k+1} \cup C_{k+1}$, the algorithm continues and on the next round either case 1 or case 2 could be true. So assume $1 \notin S_{k+1} \cup C_{k+1}$. Here we show that $\{1 \in S_k \cup C_k, 1 \notin S_{k+1} \cup C_{k+1}\} \implies \max_{i \in S_{k+1} \cup C_{k+1}} \nu_i \leq \nu_1 + \epsilon/2$. Because $1 \in S_0 \cup C_0$, this guarantees that Algorithm 3 either exits with arm $\hat{i} = 1$ or some arm \hat{i} satisfying $\nu_{\hat{i}} \leq \nu_1 + \epsilon/2$.

Let $p = \min\{i \in [n] : \frac{\nu_i - \nu_1}{2} \geq \frac{\epsilon}{4}\}$. Note that $p > i'_k$ by the criterion of the case and

$$r_k \geq \gamma^{-1}\left(\frac{\epsilon}{4}\right) \geq \gamma^{-1}\left(\frac{\nu_i - \nu_1}{2}\right) = \tau_i, \quad \forall i \geq p.$$

Thus, by Equation 1 ($t \geq \tau_i \implies \ell_{i,t} \geq \ell_{1,t}$) we have that arms $i \geq p$ would always have $\ell_{i,r_k} \geq \ell_{1,r_k}$ and be eliminated before or at the same time as arm 1, presuming $1 \in S_k \cup C_k$. In conclusion, if arm 1 is eliminated so that $1 \in S_k \cup C_k$ but $1 \notin S_{k+1} \cup C_{k+1}$ then $\max_{i \in S_{k+1} \cup C_{k+1}} \nu_i \leq \max_{i < p} \nu_i < \nu_1 + \epsilon/2$ by the definition of p .

• **Case 3:** $1 \notin S_k \cup C_k$

Since $1 \in S_0 \cup C_0$, there exists some $r < k$ such that $1 \in S_r \cup C_r$ and $1 \notin S_{r+1} \cup C_{r+1}$. For this r , only case 2 is possible since case 1 would proliferate $1 \in S_{r+1} \cup C_{r+1}$. However, under case 2, if $1 \notin S_{r+1} \cup C_{r+1}$ then $\max_{i \in S_{r+1} \cup C_{r+1}} \nu_i \leq \nu_1 + \epsilon/2$.

Because $1 \in S_0 \cup C_0$, we either have that 1 remains in $S_k \cup C_k$ (possibly alternating between cases 1 and 2) for all k until the algorithm exits with the best arm 1, or there exists some k such that case 3 is true and the algorithm exits with an arm \hat{i} such that $\nu_{\hat{i}} \leq \nu_1 + \epsilon/2$.

Next, we proof the same guarantee for the discarding and preserving IterativeDeepening-SuccessiveHalving algorithms given in Algorithm 4 and Algorithm 5.

Therefore we proceed in two steps: First, we will reduce the dID-SH algorithm to the SH algorithm to take over its theoretical guarantees. Second, we will show where the proof of SH has to be modified to achieve the same theoretical guarantees for our pID-SH algorithm.

Step 1: We will distinguish two different cases in the following in order to reduce the discarding IterativeDeepening-SuccessiveHalving algorithm 4 to the original version of Successive Halving by (Jamieson & Talwalkar, 2016) (or (Karnin et al., 2013)).

• **Case 1:** $(C_k)_k = \emptyset$.

If we have $(C_k)_k = \emptyset$, we have simply the Successive Halving algorithm by (Jamieson & Talwalkar, 2016) and can keep their theoretical guarantees.

• **Case 2:** $(C_k)_k \neq \emptyset$.

Thus the interesting case which we will consider in the following is the case $(C_k)_k \neq \emptyset$. Assume that Algorithm 4 is called as subroutine by Algorithm 2. Since $(C_k)_k \neq \emptyset$, Algorithm 4 was already called before with number of arms \tilde{n} and budget $\tilde{r}_s = \tilde{R}/\eta^{\tilde{s}} = \frac{R}{\eta}/\eta^{s-1} = R/\eta^s = r_k$ for $s \in \{0, \dots, \lfloor \log_{\eta}(R) \rfloor\}$. Thus, the arms in $(C_k)_k$ were already pulled for r_k times and their loss values $(L_k)_k$ were observed. Combining these with the loss values we observe in each iteration k in Algorithm 4 for r_k pulls of the arms in $S_k \setminus C_k$, we can keep the best $\lfloor n/\eta^{k+1} \rfloor$ arms from S_k regarding the observed losses of the recent pulls of $S_k \setminus C_k$ and the before observed losses of C_k . Therefore, we get the same arms in S_{k+1} as starting Algorithm 5 from scratch with $(C_k)_k = \emptyset$ and $S = S \cup C_0$ and can apply Case 1.

To conclude both cases, we can keep the theoretical result that was proven by (Li et al., 2018) for the original version of Successive Halving in a finite horizon setting ($R < \infty$).

Step 2: To achieve the same guarantee for the preserving IterativeDeepening-SuccessiveHalving algorithm, we can proceed analogue as in the proof of Successive Halving by (Li et al., 2018). For a fixed round k and $1 \in S_k \cup C_k$, since $1 \in S_0 \cup C_0$,

we have

$$\begin{aligned}
 \{1 \in S_k \cup C_k, 1 \notin S_{k+1}\} &\Leftrightarrow \left\{ \sum_{i \in S_k \cup C_k} \mathbb{1}\{\ell_{i,r_k} < \ell_{1,r_k}\} \geq \lfloor n_k/\eta \rfloor \right\} \\
 &\Rightarrow \left\{ \sum_{i \in S_k \cup C_k} \mathbb{1}\{r_k < \tau_i\} \geq \lfloor n_k/\eta \rfloor \right\} \\
 &\Rightarrow \left\{ \sum_{i=2}^{n_k + |C_k \setminus (S_k \cap C_k)| + 1} \mathbb{1}\{r_k < \tau_i\} \geq \lfloor n_k/\eta \rfloor \right\} \\
 &\Leftrightarrow \{r_k < \tau_{\lfloor n_k/\eta \rfloor + 1}\}.
 \end{aligned}$$

The rest of the proof is the same as that for Successive Halving in (Li et al., 2018). \square

B.2. Comparison of SH and ID-SH

Proof of Theorem 6.3. Let us first regard the number of total pulls when we run $\text{SuccessiveHalving}(n, r)$ in comparison to a run of $\text{xID-SuccessiveHalving}(n, r)$, where we assume that we had already run $\text{SuccessiveHalving}(\tilde{n}, \tilde{r})$. We concentrate in the following on a lower bound on the pulls of $\text{SuccessiveHalving}(n, r)$.

$$\begin{aligned}
 \sum_{k=0}^s n_k r_k &= \sum_{k=0}^s \left\lfloor \frac{n}{\eta^k} \right\rfloor \cdot \left\lfloor \frac{R\eta^k}{\eta^s} \right\rfloor \\
 &\geq \sum_{k=0}^s \left(\frac{n}{\eta^k} - 1 \right) \left(\frac{R\eta^k}{\eta^s} - 1 \right) \\
 &= \sum_{k=0}^s \frac{nR}{\eta^s} - \frac{R\eta^k}{\eta^s} - \frac{n}{\eta^k} + 1 \\
 &= \frac{(s+1)(nR + \eta^s)}{\eta^s} - \frac{R}{\eta^s} \sum_{k=0}^s \eta^k - n \sum_{k=0}^s \left(\frac{1}{\eta} \right)^k \\
 &= \frac{(s+1)(nR + \eta^s)}{\eta^s} - \frac{R(\eta^{s+1} - 1)}{\eta^s(\eta - 1)} - \underbrace{\frac{n(1 - (1/\eta)^{s+1})}{1 - 1/\eta}}_{= \frac{n \left(\frac{\eta^{s+1} - 1}{\eta^{s+1}} \right)}{\frac{\eta - 1}{\eta}} = \frac{n(\eta^{s+1} - 1)}{\eta^s(\eta - 1)}} \\
 &= \frac{(s+1)(nR + \eta^s)}{\eta^s} - \frac{(\eta^{s+1} - 1)(R + n)}{\eta^s(\eta - 1)} \\
 &= \frac{(s+1)(nR + \eta^s)(\eta - 1) - (\eta^{s+1} - 1)(R + n)}{\eta^s(\eta - 1)},
 \end{aligned}$$

where we used the closed form for the geometric series in the fifth line and simple transformations in all other lines.

a) Number of pulls of eID-SH in comparison to SH.

For a comparison we also have to compute an upper bound on the total pulls of eID-SuccessiveHalving(n, r):

$$\begin{aligned}
 \sum_{k=0}^s n_k r_k &= \sum_{k=0}^s (\lfloor n/\eta^k \rfloor - \lfloor \tilde{n}/\eta^k \rfloor) \left\lfloor \frac{R\eta^k}{\eta^s} \right\rfloor \\
 &\leq \sum_{k=0}^s \left(\frac{n - \tilde{n}}{\eta^k} + 1 \right) \cdot \frac{R\eta^k}{\eta^s} \\
 &= \frac{(s+1)(n - \tilde{n})R}{\eta^s} + \frac{R}{\eta^s} \sum_{k=0}^s \eta^k \\
 &= \frac{(s+1)(n - \tilde{n})R}{\eta^s} + \frac{R(\eta^{s+1} - 1)}{\eta^s(\eta - 1)} \\
 &= \frac{(s+1)(n - \tilde{n})R(\eta - 1) + R(\eta^{s+1} - 1)}{\eta^s(\eta - 1)}.
 \end{aligned}$$

To compare both we build the quotient

$$\begin{aligned}
 \frac{\#\{\text{total pulls of eID-SH}(n, r)\}}{\#\{\text{total pulls of SH}(n, r)\}} &\leq \frac{(s+1)(n - \tilde{n})R(\eta - 1) + R(\eta^{s+1} - 1)}{(s+1)(nR + \eta^s)(\eta - 1) - (\eta^{s+1} - 1)(R + n)} \\
 &= 1 - \frac{(s+1)(\tilde{n}R + \eta^s)(\eta - 1) - (\eta^{s+1} - 1)(2R + n)}{(s+1)(nR + \eta^s)(\eta - 1) - (\eta^{s+1} - 1)(R + n)}.
 \end{aligned}$$

b) Number of pulls of dID-SH in comparison to SH.

Analogue as in a) we first need an upper bound on the total pulls in a run of dID-SuccessiveHalving(n, r). While we only sample $n - \tilde{n}$ new arms in the first round of dID-SH, the best n/η arms may be all from the newly sampled ones and thus none of the arms which are kept into the next round of dID-SH was already pulled with a higher budget in the run of SH(\tilde{n}, \tilde{r}). In this worst case, we can estimate

$$\begin{aligned}
 \sum_{k=0}^s n_k r_k &= (n - \tilde{n}) \left\lfloor \frac{R}{\eta^s} \right\rfloor + \sum_{k=1}^s \left\lfloor \frac{n}{\eta^k} \right\rfloor \left\lfloor \frac{R\eta^k}{\eta^s} \right\rfloor \\
 &\leq \frac{(n - \tilde{n})R}{\eta^s} + \sum_{k=1}^s \frac{nR}{\eta^s} \\
 &= \frac{(n - \tilde{n})R}{\eta^s} + \frac{snR}{\eta^s} \\
 &= \frac{R((s+1)n - \tilde{n})}{\eta^s}.
 \end{aligned}$$

Again, we can now compute the quotient of the pulls as follows.

$$\begin{aligned}
 \frac{\#\{\text{total pulls of dID-SH}(n, r)\}}{\#\{\text{total pulls of SH}(n, r)\}} &\leq \frac{(\eta - 1)R((s+1)n - \tilde{n})}{(\eta - 1)(s+1)(nR + \eta^s) - (\eta^{s+1} - 1)(R + n)} \\
 &= 1 - \frac{(\eta - 1)((s+1)\eta^s + R\tilde{n}) - (\eta^{s+1} - 1)(R + n)}{(\eta - 1)(s+1)(nR + \eta^s) - (\eta^{s+1} - 1)(R + n)}.
 \end{aligned}$$

Note that we can apply the same for the number of pulls of pID-SH since we have the same worst-case scenario where we only keep newly sampled configurations into the next round of pID-SH and none of the previously promoted configurations. \square

To get an intuition for the improvement in the number of total pulls, we show in Figure 4 and Figure 5 the above terms for different values of rounds s , maximal budgets per round R and discarding portion η . Note that the above results assume the worst-case scenario for the pID-SH resp. the dID-SH algorithm in which all previously promoted configurations perform worse than all newly sampled ones. In most problem scenarios the average improvement in the number of total pulls of pID-SH resp. dID-SH will lie between the plotted curves of the worst case scenario in Figure 4 and the best case scenario which coincidences with eID-SH and is shown in Figure 5 and 2. Since our proposed methods will never need a greater number of total pulls than SH, we plotted the minimum value of 1 and our derived fractions in Theorem 6.3.

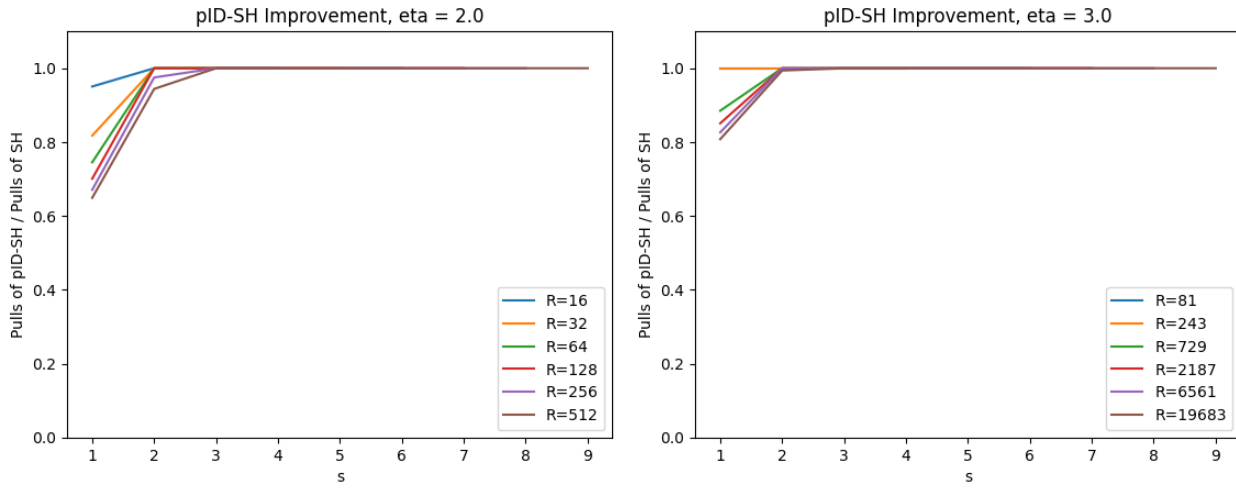


Figure 4. Fraction of the number of total pulls of pID-SH resp. dID-SH and SH for different values of rounds of SH s , maximal budgets per round R and discarding fraction η .

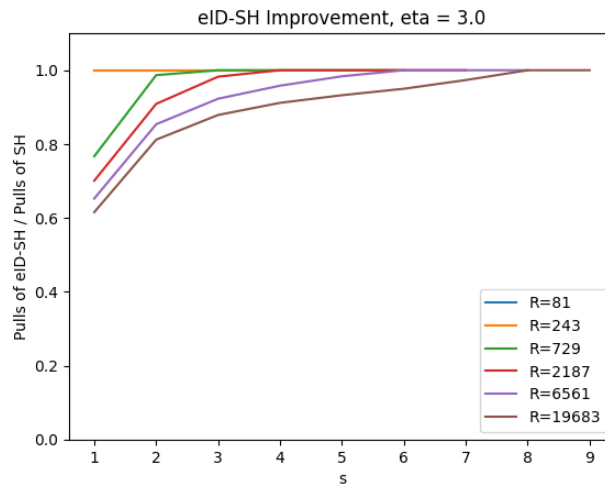


Figure 5. Fraction of number of total pulls of eID-SH for different values of rounds of SH s and maximal budgets per round R .

B.3. IterativeDeepening-Hyperband

Proof of Theorem 6.5. To derive the necessary budget of ID-HB in Algorithm 2, we simply have to sum up all necessary budgets for each call of xID-SH. Luckily, the necessary budgets for eID-SH, dID-SH and pID-SH do not differ, thus a run of ID-HB uses independent of the variant of the called Successive Halving algorithm a total budget of

$$\begin{aligned}
 & \sum_{s=0}^{\lfloor \log_{\eta}(R) \rfloor} \text{Budget_xID-SH}(n_s, r_s) \\
 &= \sum_{s=0}^{\lfloor \log_{\eta}(R) \rfloor} \eta \left\lceil \log_{\eta} \left(\left\lceil (\lfloor \log_{\eta}(R) \rfloor + 1) \cdot \frac{\eta^s}{s+1} \right\rceil \right) \right\rceil \cdot \max_{i=2, \dots, n_s} i \left(1 + \min \left\{ R, \gamma^{-1} \left(\max \left\{ \frac{\epsilon}{4}, \frac{\nu_i - \nu_1}{2} \right\} \right) \right\} \right) \right) \\
 &= (*).
 \end{aligned}$$

Due to simple estimates and transformations, we get

$$\begin{aligned}
 \eta \left\lceil \log_{\eta} \left(\left\lceil (\lfloor \log_{\eta}(R) \rfloor + 1) \cdot \frac{\eta^s}{s+1} \right\rceil \right) \right\rceil &\leq \eta \left\lceil \log_{\eta} \left(\lceil (\log_{\eta}(R) + 1) \rceil \cdot \left\lceil \frac{\eta^s}{s+1} \right\rceil \right) \right\rceil \\
 &= \eta \left\lceil \log_{\eta} (\lceil \log_{\eta}(R) + 1 \rceil) + \log_{\eta} \left(\left\lceil \frac{\eta^s}{s+1} \right\rceil \right) \right\rceil \\
 &\leq \eta \left\lceil \log_{\eta} (\log_{\eta}(R) + 2) + \log_{\eta} \left(\frac{\eta^s}{s+1} + 1 \right) \right\rceil \\
 &\leq \eta \left\lceil \log_{\eta} (\log_{\eta}(R)) + 2 + \log_{\eta} \left(\frac{\eta^s}{s+1} \right) + 1 \right\rceil \\
 &= \eta \left\lceil \log_{\eta} (\log_{\eta}(R)) + \log_{\eta} (\eta^s) - \log_{\eta} (s+1) + 3 \right\rceil \\
 &\leq \eta (\log_{\eta} (\log_{\eta}(R)) + s - \log_{\eta} (s+1) + 4).
 \end{aligned}$$

Note that the fourth line follows from

$$\begin{aligned}
 \log_{\eta}(x+1) &\leq \log_{\eta}(x) + 1 \\
 \Leftrightarrow x+1 &\leq \eta \cdot x \\
 \Leftrightarrow x &\geq \frac{1}{\eta-1}.
 \end{aligned}$$

In our setting, we have $\eta \geq 2$, thus $\log_{\eta}(x+1) \geq \log_{\eta}(x) + 1$ if and only if $x \geq 1$. We have $\frac{\eta^s}{s+1} \geq 1$ for $s \geq 0$ and also wlog. $\log_{\eta}(R) \geq 2$, otherwise the value of s_{max} and thus the run of Hyperband would be trivial.

We can continue with

$$\begin{aligned}
 (*) &\leq \sum_{s=0}^{\lfloor \log_{\eta}(R) \rfloor} \eta (\log_{\eta} (\log_{\eta}(R)) + s - \log_{\eta} (s+1) + 4) \\
 &\quad \cdot \underbrace{\max_{s=0, \dots, \lfloor \log_{\eta}(R) \rfloor} \max_{i=2, \dots, n_s} i \left(1 + \min \left\{ R, \gamma^{-1} \left(\max \left\{ \frac{\epsilon}{4}, \frac{\nu_i - \nu_1}{2} \right\} \right) \right\} \right) \right)}_{=: \bar{\gamma}^{-1}} \\
 &= \eta \left((\lfloor \log_{\eta}(R) \rfloor + 1) (\log_{\eta} (\log_{\eta}(R)) + 4) + \sum_{s=0}^{\lfloor \log_{\eta}(R) \rfloor} s - \sum_{s=0}^{\lfloor \log_{\eta}(R) \rfloor} \log_{\eta} (s+1) \right) \bar{\gamma}^{-1} \\
 &= \eta \left((\lfloor \log_{\eta}(R) \rfloor + 1) (\log_{\eta} (\log_{\eta}(R)) + 4) + \frac{\lfloor \log_{\eta}(R) \rfloor (\lfloor \log_{\eta}(R) \rfloor + 1)}{2} - \log_{\eta} \left(\prod_{s=0}^{\lfloor \log_{\eta}(R) \rfloor} (s+1) \right) \right) \bar{\gamma}^{-1} \\
 &= \eta \left((\lfloor \log_{\eta}(R) \rfloor + 1) (\log_{\eta} (\log_{\eta}(R)) + 4) + \frac{\lfloor \log_{\eta}(R) \rfloor (\lfloor \log_{\eta}(R) \rfloor + 1)}{2} - \log_{\eta} ((\lfloor \log_{\eta}(R) \rfloor + 1)!) \right) \bar{\gamma}^{-1}.
 \end{aligned}$$

Iterative Deepening Hyperband

Since we choose the budget B in our ID-HB algorithm as $B = (s_{\max} + 1)R = (\lfloor \log_\eta(R) \rfloor + 1)R$, we can divide both by $(\lfloor \log_\eta(R) \rfloor + 1)$ and get

$$R \geq \eta \left(\log_\eta(\log_\eta(R)) + 4 + \frac{\lfloor \log_\eta(R) \rfloor}{2} - \frac{\log_\eta((\lfloor \log_\eta(R) \rfloor + 1)!)}{\lfloor \log_\eta(R) \rfloor + 1} \right) \bar{\gamma}^{-1}.$$

Recall that in each call of xID-SH in round s of ID-HB we compare $n_s = (\lfloor \log_\eta(R) \rfloor + 1) \frac{\eta^s}{s+1}$ hyperparameter configurations, thus we get an overall number of samples of

$$\begin{aligned} & (\lfloor \log_\eta(R) \rfloor + 1) \sum_{s=0}^{\lfloor \log_\eta(R) \rfloor} \frac{\eta^s}{s+1} \\ & \geq \sum_{s=0}^{\lfloor \log_\eta(R) \rfloor} \eta^s \\ \stackrel{\text{Geometric Sum}}{=} & \frac{\eta^{\lfloor \log_\eta(R) \rfloor + 1} - 1}{\eta - 1} \\ & \geq \frac{R - 1}{\eta - 1}. \end{aligned}$$

By assumption 6.4 we have an ϵ -optimal hyperparameter configuration in our sample set with probability at least $1 - \delta$ if and only if

$$\begin{aligned} \frac{R - 1}{\eta - 1} & \geq \lceil \log_{1-\alpha}(\delta) \rceil \\ \Leftrightarrow R & \geq \lceil \log_{1-\alpha}(\delta) \rceil (\eta - 1) + 1. \end{aligned}$$

□

C. Detailed Empirical Results

In this section, we provide the results of the empirical study in more detail. To this end, we consider the configuration of neural networks in different ways: Tuning the hyperparameters of the learning algorithm for classification problems, tuning the hyperparameters of the learning algorithm for multi-target prediction problems, and for searching a neural architecture.

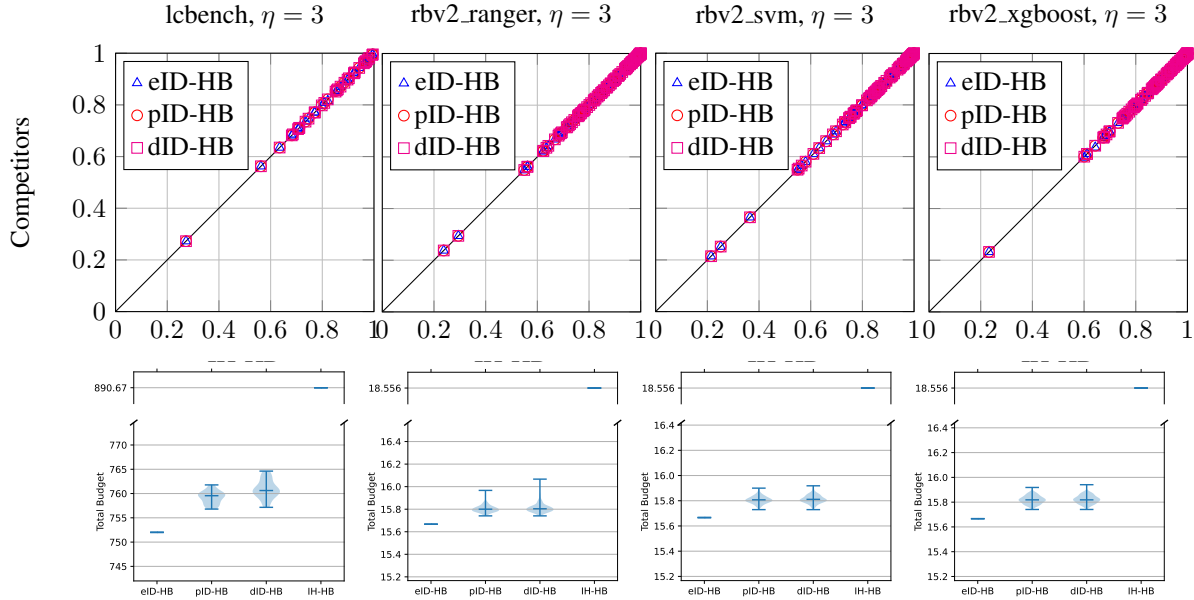


Figure 6. Comparison of ID-HB to the original version of Hyperband. Top: Scatter plots plotting the final incumbents’ accuracy obtained via an ID-HB strategy versus IH-HB. Bottom: Violin plots showing the average total budget consumed for a single run.

nb301, $\eta = 2$				
OpenML ID	IH-HB	dID-HB	pID-HB	eID-HB
CIFAR10	.906±.00	.906±.00	.906±.00	.906±.00

nb301, $\eta = 3$				
OpenML ID	IH-HB	dID-HB	pID-HB	eID-HB
CIFAR10	.939±.00	.939±.00	.939±.00	.939±.00

rbv2_ranger, $\eta = 2$				
OpenML ID	IH-HB	dID-HB	pID-HB	eID-HB
3	.995±.00	.995±.00	.995±.00	.995±.00
6	.950±.01	.950±.01	.950±.01	.950±.01
11	.899±.01	.899±.01	.899±.01	.899±.01
12	.972±.00	.972±.00	.972±.00	.972±.00
14	.836±.01	.836±.01	.836±.01	.836±.01
15	.978±.01	.978±.01	.978±.01	.978±.01
16	.951±.00	.951±.00	.951±.00	.951±.00
18	.721±.02	.721±.02	.721±.02	.721±.02
22	.785±.01	.785±.01	.785±.01	.785±.01
23	.565±.02	.565±.02	.565±.02	.565±.02
24	.999±.00	.999±.00	.999±.00	.999±.00

Iterative Deepening Hyperband

28	.977±.00	.977±.00	.977±.00	.978±.00
29	.881±.03	.881±.03	.881±.03	.879±.03
31	.763±.01	.763±.01	.763±.01	.763±.01
32	.993±.00	.993±.00	.993±.00	.993±.00
37	.780±.03	.780±.03	.780±.03	.780±.03
38	.993±.00	.993±.00	.993±.00	.993±.00
42	.968±.01	.968±.01	.968±.01	.968±.01
44	.949±.00	.949±.00	.949±.00	.949±.00
46	.965±.00	.965±.00	.965±.00	.965±.00
50	.994±.00	.994±.00	.994±.00	.994±.00
54	.761±.02	.761±.02	.761±.02	.761±.02
60	.860±.01	.860±.01	.860±.01	.860±.01
151	.906±.01	.906±.01	.906±.01	.905±.01
181	.628±.03	.628±.03	.631±.03	.629±.03
182	.919±.01	.919±.01	.919±.01	.919±.01
188	.719±.01	.719±.01	.719±.01	.718±.01
300	.946±.01	.946±.01	.946±.01	.946±.01
307	.943±.01	.943±.01	.943±.01	.943±.01
312	.985±.00	.985±.00	.986±.00	.986±.00
334	.815±.11	.815±.11	.815±.11	.815±.11
375	.968±.00	.968±.00	.968±.00	.968±.00
377	.988±.00	.988±.00	.988±.00	.988±.00
458	.986±.00	.986±.00	.986±.00	.986±.00
469	.239±.03	.239±.03	.239±.03	.239±.03
470	.684±.01	.685±.01	.685±.01	.685±.01
554	.999±.00	.999±.00	.999±.00	.999±.00
1040	.998±.00	.998±.00	.998±.00	.998±.00
1049	.914±.01	.914±.01	.914±.01	.914±.01
1050	.903±.00	.903±.00	.903±.00	.903±.00
1053	.822±.01	.822±.01	.822±.01	.822±.01
1056	.994±.00	.994±.00	.994±.00	.994±.00
1063	.850±.03	.850±.03	.850±.03	.850±.03
1067	.870±.01	.870±.01	.870±.01	.870±.01
1068	.941±.00	.941±.00	.941±.00	.940±.00
1111	.000±.00	.000±.00	.000±.00	.000±.00
1220	.840±.00	.840±.00	.840±.00	.840±.00
1457	.773±.03	.773±.03	.772±.03	.773±.03
1461	.918±.01	.918±.01	.918±.01	.918±.01
1462	.997±.00	.997±.00	.997±.00	.997±.00
1464	.786±.01	.786±.01	.785±.01	.786±.01
1468	.952±.01	.952±.01	.952±.01	.952±.01
1475	.639±.01	.639±.01	.639±.01	.639±.01
1476	.996±.00	.996±.00	.996±.00	.996±.00
1478	.979±.00	.979±.00	.979±.00	.979±.00
1479	.573±.03	.573±.03	.573±.03	.573±.03
1480	.725±.02	.725±.02	.725±.02	.725±.02
1485	.873±.01	.873±.01	.873±.01	.873±.01
1486	.967±.00	.967±.00	.967±.00	.967±.00
1487	.943±.00	.943±.00	.943±.00	.943±.00
1489	.902±.01	.902±.01	.902±.01	.902±.01
1493	.831±.02	.831±.02	.831±.02	.830±.02
1494	.873±.01	.873±.01	.873±.01	.873±.01
1497	.997±.00	.997±.00	.997±.00	.997±.00
1501	.932±.01	.932±.01	.932±.01	.932±.01

Iterative Deepening Hyperband

1510	.967±.01	.967±.01	.967±.01	.967±.01
1515	.898±.02	.898±.02	.898±.02	.898±.02
1590	.889±.01	.889±.01	.889±.01	.889±.01
4134	.830±.02	.830±.02	.830±.02	.830±.02
4135	.963±.01	.963±.01	.963±.01	.962±.01
4154	.998±.00	.998±.00	.998±.00	.998±.00
4534	.961±.00	.961±.00	.961±.00	.961±.00
4538	.673±.02	.673±.02	.673±.02	.673±.02
4541	.863±.12	.863±.12	.863±.12	.863±.12
6332	.810±.05	.810±.05	.810±.05	.809±.05
23381	.624±.02	.624±.02	.624±.02	.625±.02
23512	.810±.05	.810±.05	.810±.05	.810±.05
23517	.564±.02	.564±.02	.564±.02	.564±.02
40496	.745±.03	.745±.03	.745±.03	.745±.03
40498	.700±.02	.700±.02	.700±.02	.700±.02
40499	.979±.00	.979±.00	.979±.00	.980±.00
40536	.913±.01	.913±.01	.913±.01	.913±.01
40668	.846±.02	.846±.02	.846±.02	.846±.02
40670	.959±.00	.959±.00	.959±.00	.959±.00
40685	.997±.00	.997±.00	.997±.00	.997±.00
40701	.967±.00	.967±.00	.967±.00	.966±.00
40900	.995±.00	.995±.00	.995±.00	.995±.00
40923	.000±.00	.000±.00	.000±.00	.000±.00
40927	.000±.00	.000±.00	.000±.00	.000±.00
40966	.980±.01	.980±.01	.980±.01	.980±.01
40975	.977±.01	.977±.01	.977±.01	.977±.01
40978	.979±.00	.979±.00	.979±.00	.979±.00
40979	.979±.00	.979±.00	.979±.00	.979±.00
40981	.885±.02	.885±.02	.884±.02	.884±.02
40982	.796±.01	.796±.01	.796±.01	.796±.01
40983	.990±.00	.990±.00	.990±.00	.990±.00
40984	.976±.00	.976±.00	.976±.00	.976±.00
40994	.925±.01	.925±.01	.925±.01	.925±.01
40996	.999±.00	.999±.00	.999±.00	.999±.00
41027	.856±.01	.856±.01	.857±.01	.857±.01
41138	.998±.00	.998±.00	.998±.00	.998±.00
41142	.785±.02	.785±.02	.785±.02	.785±.02
41143	.821±.00	.821±.00	.822±.01	.822±.01
41146	.943±.00	.943±.00	.943±.00	.943±.00
41150	.998±.00	.998±.00	.998±.00	.998±.00
41156	.858±.01	.858±.01	.858±.01	.858±.01
41157	.772±.14	.772±.14	.773±.14	.773±.14
41159	.000±.00	.000±.00	.000±.00	.000±.00
41161	.000±.00	.000±.00	.000±.00	.000±.00
41162	.954±.02	.954±.02	.954±.02	.954±.02
41163	.955±.01	.955±.01	.955±.01	.955±.01
41164	.742±.02	.742±.02	.742±.02	.742±.02
41165	.761±.11	.761±.11	.761±.11	.761±.11
41166	.704±.04	.704±.04	.704±.04	.705±.04
41168	.736±.02	.736±.02	.736±.02	.736±.02
41169	.742±.18	.742±.18	.742±.18	.742±.18
41212	.851±.01	.851±.01	.851±.01	.851±.01
41216	.296±.00	.296±.00	.296±.00	.296±.00

Iterative Deepening Hyperband

41278	.766±.01	.766±.01	.767±.01	.767±.01
-------	----------	----------	----------	----------

rbv2_ranger, $\eta = 3$

OpenML ID	IH-HB	dID-HB	pID-HB	eID-HB
3	.994±.00	.994±.00	.994±.00	.994±.00
6	.946±.01	.946±.01	.946±.01	.946±.01
11	.897±.01	.897±.01	.897±.01	.897±.01
12	.971±.00	.971±.00	.971±.00	.971±.00
14	.833±.01	.833±.01	.833±.01	.833±.01
15	.977±.01	.977±.01	.977±.01	.977±.01
16	.951±.00	.951±.00	.951±.00	.951±.00
18	.716±.02	.716±.02	.716±.02	.716±.02
22	.784±.01	.784±.01	.784±.01	.784±.01
23	.561±.02	.561±.02	.561±.02	.561±.02
24	.999±.00	.999±.00	.999±.00	.999±.00
28	.976±.00	.976±.00	.976±.00	.976±.00
29	.877±.04	.877±.04	.877±.04	.877±.04
31	.762±.01	.762±.01	.762±.01	.762±.01
32	.993±.00	.993±.00	.993±.00	.993±.00
37	.777±.03	.777±.03	.777±.03	.777±.03
38	.993±.00	.993±.00	.993±.00	.993±.00
42	.964±.01	.964±.01	.964±.01	.964±.01
44	.947±.00	.947±.00	.947±.00	.947±.00
46	.964±.00	.964±.00	.963±.00	.963±.00
50	.990±.01	.990±.01	.990±.01	.990±.01
54	.757±.02	.757±.02	.757±.02	.757±.02
60	.858±.01	.858±.01	.858±.01	.858±.01
151	.899±.01	.899±.01	.899±.01	.899±.01
181	.624±.03	.624±.03	.624±.03	.624±.03
182	.916±.01	.916±.01	.916±.01	.916±.01
188	.714±.01	.714±.01	.714±.01	.714±.01
300	.944±.01	.944±.01	.944±.01	.944±.01
307	.939±.01	.939±.01	.939±.01	.939±.01
312	.983±.01	.983±.01	.983±.01	.983±.01
334	.759±.11	.759±.11	.759±.11	.759±.11
375	.966±.00	.966±.00	.966±.00	.966±.00
377	.988±.00	.988±.00	.988±.00	.988±.00
458	.985±.00	.985±.00	.985±.00	.985±.00
469	.238±.03	.238±.03	.238±.03	.238±.03
470	.682±.01	.682±.01	.682±.01	.682±.01
554	.999±.00	.999±.00	.999±.00	.999±.00
1040	.997±.00	.997±.00	.997±.00	.997±.00
1049	.913±.01	.913±.01	.913±.01	.913±.01
1050	.901±.00	.901±.00	.901±.00	.901±.00
1053	.819±.00	.819±.00	.819±.00	.819±.00
1056	.994±.00	.994±.00	.994±.00	.994±.00
1063	.848±.03	.848±.03	.848±.03	.848±.03
1067	.868±.01	.868±.01	.868±.01	.868±.01
1068	.939±.00	.939±.00	.939±.00	.939±.00
1111	.999±.00	.999±.00	.999±.00	.999±.00
1220	.839±.01	.839±.01	.839±.01	.839±.01
1457	.762±.02	.762±.02	.762±.02	.762±.02

Iterative Deepening Hyperband

1461	.914±.00	.914±.00	.914±.00	.914±.00
1462	.995±.00	.995±.00	.995±.00	.995±.00
1464	.780±.01	.780±.01	.780±.01	.780±.01
1468	.947±.01	.947±.01	.947±.01	.947±.01
1475	.635±.01	.635±.01	.635±.01	.635±.01
1476	.996±.00	.996±.00	.996±.00	.996±.00
1478	.978±.00	.978±.00	.978±.00	.978±.00
1479	.562±.03	.562±.03	.562±.03	.562±.03
1480	.722±.02	.722±.02	.722±.02	.722±.02
1485	.868±.01	.868±.01	.868±.01	.868±.01
1486	.965±.00	.965±.00	.965±.00	.965±.00
1487	.941±.00	.941±.00	.941±.00	.941±.00
1489	.899±.01	.899±.01	.899±.01	.899±.01
1493	.826±.02	.826±.02	.826±.02	.826±.02
1494	.871±.01	.871±.01	.871±.01	.871±.01
1497	.996±.00	.996±.00	.996±.00	.996±.00
1501	.929±.01	.929±.01	.929±.01	.929±.01
1510	.965±.01	.965±.01	.965±.01	.966±.01
1515	.893±.02	.893±.02	.893±.02	.893±.02
1590	.885±.01	.885±.01	.885±.01	.885±.01
4134	.822±.02	.822±.02	.822±.02	.822±.02
4135	.959±.01	.959±.01	.959±.01	.959±.01
4154	.998±.00	.998±.00	.998±.00	.998±.00
4534	.959±.00	.959±.00	.959±.00	.959±.00
4538	.668±.02	.668±.02	.668±.02	.668±.02
4541	.801±.13	.801±.13	.801±.13	.801±.13
6332	.808±.05	.808±.05	.808±.05	.808±.05
23381	.622±.02	.622±.02	.622±.02	.621±.02
23512	.782±.04	.782±.04	.782±.04	.781±.04
23517	.549±.02	.549±.02	.549±.02	.548±.02
40496	.743±.03	.743±.03	.743±.03	.743±.03
40498	.691±.02	.691±.02	.692±.02	.692±.02
40499	.978±.00	.978±.00	.978±.00	.978±.00
40536	.904±.02	.904±.02	.904±.02	.904±.02
40668	.838±.02	.838±.02	.838±.02	.838±.02
40670	.957±.00	.957±.00	.957±.00	.957±.00
40685	.997±.00	.997±.00	.997±.00	.997±.00
40701	.965±.00	.965±.00	.965±.00	.965±.00
40900	.995±.00	.995±.00	.995±.00	.995±.00
40923	.000±.00	.000±.00	.000±.00	.000±.00
40927	.000±.00	.000±.00	.000±.00	.000±.00
40966	.977±.01	.977±.01	.977±.01	.977±.01
40975	.975±.01	.975±.01	.975±.01	.975±.01
40978	.976±.00	.976±.00	.976±.00	.976±.00
40978	.976±.00	.976±.00	.976±.00	.976±.00
40979	.978±.00	.978±.00	.978±.00	.978±.00
40981	.883±.01	.883±.01	.883±.01	.883±.01
40982	.792±.01	.792±.01	.792±.01	.792±.01
40983	.989±.00	.989±.00	.989±.00	.989±.00
40984	.974±.00	.974±.00	.974±.00	.974±.00
40994	.921±.01	.921±.01	.921±.01	.921±.01
40996	.997±.00	.997±.00	.997±.00	.997±.00
41027	.852±.01	.852±.01	.852±.01	.851±.01
41138	.995±.00	.995±.00	.996±.00	.996±.00
41142	.770±.02	.770±.02	.771±.02	.771±.02

Iterative Deepening Hyperband

41143	.818±.01	.818±.01	.818±.01	.818±.01
41146	.941±.00	.941±.00	.941±.00	.941±.00
41150	.995±.01	.995±.01	.995±.01	.995±.01
41156	.857±.01	.857±.01	.857±.01	.857±.01
41157	.767±.14	.767±.14	.767±.14	.767±.14
41159	.000±.00	.000±.00	.000±.00	.000±.00
41161	.000±.00	.000±.00	.000±.00	.000±.00
41162	.944±.02	.944±.02	.944±.02	.944±.02
41163	.952±.01	.952±.01	.952±.01	.952±.01
41164	.734±.02	.734±.02	.734±.02	.734±.02
41165	.695±.09	.695±.09	.695±.09	.695±.09
41166	.685±.04	.687±.04	.687±.04	.687±.04
41168	.727±.02	.727±.02	.727±.02	.727±.02
41169	.643±.20	.643±.20	.643±.20	.643±.20
41212	.847±.01	.847±.01	.847±.01	.847±.01
41216	.294±.00	.294±.00	.294±.00	.294±.00
41278	.760±.01	.760±.01	.760±.01	.760±.01

rbv2_svm, $\eta = 2$

OpenML ID	IH-HB	dID-HB	pID-HB	eID-HB
3	.994±.00	.994±.00	.994±.00	.994±.00
6	.971±.01	.971±.01	.971±.01	.971±.01
11	.969±.02	.969±.02	.969±.02	.969±.02
12	.981±.00	.981±.00	.981±.00	.981±.00
14	.845±.01	.846±.01	.846±.01	.846±.01
15	.973±.01	.973±.01	.973±.01	.973±.01
16	.978±.00	.978±.00	.978±.00	.978±.00
18	.770±.01	.770±.01	.770±.01	.770±.01
22	.889±.01	.889±.01	.889±.01	.889±.01
23	.556±.03	.556±.03	.556±.03	.556±.03
24	.000±.00	.000±.00	.000±.00	.000±.00
28	.993±.00	.993±.00	.993±.00	.993±.00
29	.872±.03	.872±.03	.872±.03	.872±.03
31	.756±.01	.756±.01	.756±.01	.756±.01
32	.997±.00	.997±.00	.997±.00	.997±.00
37	.778±.04	.778±.04	.778±.04	.778±.04
38	.975±.00	.975±.00	.975±.00	.975±.00
42	.943±.02	.943±.02	.943±.02	.943±.02
44	.938±.00	.938±.00	.938±.00	.938±.00
46	.959±.01	.959±.01	.959±.01	.959±.01
50	.999±.00	.999±.00	.999±.00	.999±.00
54	.842±.02	.842±.02	.842±.02	.842±.02
60	.873±.00	.873±.00	.873±.00	.873±.00
151	.840±.01	.840±.01	.840±.01	.840±.01
181	.611±.03	.611±.03	.611±.03	.612±.03
182	.917±.01	.917±.01	.917±.01	.917±.01
188	.687±.03	.687±.03	.687±.03	.687±.03
300	.977±.00	.977±.00	.977±.00	.977±.00
307	.991±.00	.991±.00	.991±.00	.991±.00
312	.976±.01	.976±.01	.976±.01	.976±.01
334	.910±.06	.910±.06	.909±.06	.909±.06
375	.994±.00	.994±.00	.994±.00	.994±.00

Iterative Deepening Hyperband

377	.991±.00	.990±.00	.991±.00	.991±.00
458	.996±.00	.996±.00	.996±.00	.996±.00
469	.218±.02	.218±.02	.218±.02	.218±.02
470	.738±.02	.738±.02	.738±.02	.738±.02
1040	.995±.00	.995±.00	.995±.00	.995±.00
1049	.911±.01	.911±.01	.911±.01	.911±.01
1050	.913±.01	.913±.01	.913±.01	.913±.01
1053	.819±.00	.819±.00	.819±.00	.819±.00
1056	.997±.00	.997±.00	.997±.00	.997±.00
1063	.849±.03	.849±.03	.849±.03	.849±.03
1067	.858±.00	.858±.00	.857±.00	.857±.00
1068	.946±.00	.946±.00	.946±.00	.946±.00
1111	.987±.00	.987±.00	.987±.00	.987±.00
1220	.847±.00	.847±.00	.847±.00	.847±.00
1457	.825±.01	.825±.01	.825±.01	.825±.01
1461	.908±.01	.908±.01	.908±.01	.907±.01
1462	.999±.00	.999±.00	.999±.00	.999±.00
1464	.778±.01	.778±.01	.779±.01	.779±.01
1468	.947±.01	.947±.01	.947±.01	.947±.01
1475	.572±.01	.572±.01	.572±.01	.572±.01
1476	.995±.00	.995±.00	.995±.00	.995±.00
1478	.989±.00	.989±.00	.989±.00	.989±.00
1479	.768±.02	.768±.02	.768±.02	.768±.02
1480	.725±.01	.725±.01	.725±.01	.725±.01
1485	.588±.03	.588±.03	.588±.03	.588±.03
1486	.962±.00	.962±.00	.962±.00	.962±.00
1487	.946±.00	.946±.00	.946±.00	.946±.00
1489	.891±.01	.891±.01	.891±.01	.891±.01
1493	.863±.01	.863±.01	.863±.01	.863±.01
1494	.876±.01	.876±.01	.876±.01	.876±.01
1497	.927±.01	.927±.01	.927±.01	.927±.01
1501	.962±.01	.962±.01	.962±.01	.962±.01
1510	.976±.01	.976±.01	.976±.01	.976±.01
1515	.806±.03	.806±.03	.806±.03	.805±.04
1590	.861±.00	.861±.00	.861±.00	.861±.00
4134	.771±.00	.771±.00	.771±.00	.771±.00
4135	.951±.00	.951±.00	.951±.00	.951±.00
4154	.999±.00	.999±.00	.999±.00	.999±.00
4534	.971±.00	.971±.00	.971±.00	.971±.00
4538	.555±.01	.555±.01	.555±.01	.555±.01
6332	.833±.05	.833±.05	.833±.05	.834±.05
23381	.643±.04	.643±.04	.643±.04	.643±.04
40496	.752±.04	.752±.04	.752±.04	.752±.04
40498	.665±.02	.665±.02	.664±.02	.664±.02
40499	.997±.00	.997±.00	.997±.00	.997±.00
40536	.866±.00	.866±.00	.866±.00	.866±.00
40668	.860±.03	.860±.03	.860±.03	.859±.03
40670	.962±.00	.962±.00	.962±.00	.962±.00
40685	.998±.00	.998±.00	.998±.00	.998±.00
40701	.918±.00	.918±.00	.918±.00	.918±.00
40900	.996±.00	.996±.00	.996±.00	.995±.00
40966	.997±.00	.997±.00	.997±.00	.997±.00
40975	.995±.01	.995±.01	.995±.01	.995±.01
40978	.975±.01	.975±.01	.975±.01	.975±.01

Iterative Deepening Hyperband

40979	.984±.00	.984±.00	.984±.00	.984±.00
40981	.866±.02	.866±.02	.866±.02	.866±.02
40982	.754±.02	.754±.02	.754±.02	.754±.02
40983	.985±.00	.985±.00	.985±.00	.985±.00
40984	.960±.01	.960±.01	.960±.01	.959±.01
40994	.957±.01	.957±.01	.957±.01	.957±.01
41027	.848±.02	.848±.02	.848±.02	.848±.02
41138	.991±.00	.991±.00	.991±.00	.991±.00
41142	.736±.01	.736±.01	.736±.01	.735±.01
41143	.802±.02	.802±.02	.802±.02	.802±.02
41146	.925±.01	.925±.01	.925±.01	.924±.01
41156	.853±.01	.853±.01	.853±.01	.853±.01
41157	.841±.11	.841±.11	.841±.11	.841±.11
41162	.917±.01	.917±.01	.917±.01	.917±.01
41163	.985±.00	.985±.00	.985±.00	.985±.00
41164	.700±.01	.700±.01	.700±.01	.700±.01
41169	.368±.01	.368±.01	.368±.01	.368±.01
41212	.789±.02	.789±.02	.789±.02	.789±.02
41216	.255±.00	.255±.00	.255±.00	.255±.00
41278	.757±.00	.757±.00	.757±.00	.756±.00

rbv2_svm, $\eta = 3$

OpenML ID	IH-HB	dID-HB	pID-HB	eID-HB
3	.993±.00	.993±.00	.993±.00	.993±.00
6	.968±.01	.968±.01	.968±.01	.968±.01
11	.957±.03	.957±.03	.957±.03	.957±.03
12	.980±.00	.980±.00	.980±.00	.980±.00
14	.844±.01	.844±.01	.844±.01	.844±.01
15	.972±.01	.972±.01	.972±.01	.972±.01
16	.975±.00	.975±.00	.975±.00	.975±.00
18	.766±.02	.766±.02	.766±.02	.765±.01
22	.885±.01	.885±.01	.885±.01	.885±.01
23	.554±.03	.554±.03	.554±.03	.554±.03
24	.000±.00	.000±.00	.000±.00	.000±.00
28	.992±.00	.992±.00	.992±.00	.992±.00
29	.867±.04	.867±.04	.867±.04	.867±.04
31	.754±.01	.754±.01	.754±.01	.754±.01
32	.997±.00	.997±.00	.997±.00	.997±.00
37	.777±.04	.777±.04	.777±.04	.777±.04
38	.974±.00	.974±.00	.974±.00	.974±.00
42	.941±.02	.941±.02	.941±.02	.941±.02
44	.936±.01	.936±.01	.936±.01	.936±.01
46	.958±.01	.958±.01	.958±.01	.958±.01
50	.995±.01	.995±.01	.995±.01	.995±.01
54	.833±.02	.833±.02	.833±.02	.833±.02
60	.872±.00	.872±.00	.872±.00	.872±.00
151	.832±.02	.832±.02	.832±.02	.832±.02
181	.610±.03	.610±.03	.610±.03	.610±.03
182	.914±.01	.914±.01	.914±.01	.914±.01
188	.686±.03	.686±.03	.686±.03	.686±.03
300	.977±.00	.977±.00	.977±.00	.977±.00
307	.984±.02	.984±.02	.984±.02	.984±.02

Iterative Deepening Hyperband

312	.974±.01	.974±.01	.974±.01	.974±.01
334	.893±.06	.893±.06	.889±.05	.889±.05
375	.993±.00	.993±.00	.993±.00	.993±.00
377	.988±.01	.988±.01	.988±.01	.988±.01
458	.996±.00	.996±.00	.996±.00	.996±.00
469	.214±.02	.214±.02	.214±.02	.214±.02
470	.734±.02	.734±.02	.734±.02	.734±.02
1040	.995±.00	.995±.00	.995±.00	.995±.00
1049	.910±.01	.910±.01	.910±.01	.910±.01
1050	.911±.01	.911±.01	.911±.01	.911±.01
1053	.818±.00	.818±.00	.818±.00	.818±.00
1056	.997±.00	.997±.00	.997±.00	.997±.00
1063	.849±.03	.849±.03	.848±.03	.848±.03
1067	.857±.00	.857±.00	.857±.00	.857±.00
1068	.944±.00	.944±.00	.944±.00	.944±.00
1111	.986±.00	.986±.00	.986±.00	.986±.00
1220	.845±.00	.845±.00	.845±.00	.845±.00
1457	.824±.01	.824±.01	.824±.01	.824±.01
1461	.906±.01	.906±.01	.906±.01	.906±.01
1462	.999±.00	.999±.00	.999±.00	.999±.00
1464	.776±.01	.776±.01	.776±.01	.776±.01
1468	.945±.01	.945±.01	.945±.01	.945±.01
1475	.565±.02	.565±.02	.565±.02	.565±.02
1476	.994±.00	.994±.00	.994±.00	.994±.00
1478	.988±.00	.988±.00	.988±.00	.988±.00
1479	.767±.02	.767±.02	.767±.02	.767±.02
1480	.724±.01	.724±.01	.724±.01	.724±.01
1485	.580±.03	.580±.03	.580±.03	.580±.03
1486	.958±.01	.958±.01	.958±.01	.958±.01
1487	.945±.00	.945±.00	.945±.00	.945±.00
1489	.886±.02	.886±.02	.886±.02	.886±.02
1493	.861±.01	.861±.01	.861±.01	.861±.01
1494	.874±.01	.874±.01	.873±.01	.873±.01
1497	.921±.01	.921±.01	.921±.01	.921±.01
1501	.959±.01	.959±.01	.959±.01	.959±.01
1510	.976±.01	.976±.01	.976±.01	.976±.01
1515	.799±.04	.799±.04	.799±.04	.799±.04
1590	.860±.00	.860±.00	.860±.00	.860±.00
4134	.770±.01	.770±.01	.770±.01	.770±.01
4135	.949±.00	.949±.00	.949±.00	.949±.00
4154	.999±.00	.999±.00	.999±.00	.999±.00
4534	.969±.00	.969±.00	.969±.00	.969±.00
4538	.549±.02	.549±.02	.549±.02	.549±.02
6332	.827±.05	.827±.05	.827±.05	.827±.05
23381	.633±.04	.633±.04	.633±.04	.633±.04
40496	.748±.05	.748±.05	.749±.05	.749±.05
40498	.660±.02	.660±.02	.659±.02	.660±.02
40499	.997±.00	.997±.00	.997±.00	.997±.00
40536	.864±.00	.864±.00	.864±.00	.864±.00
40668	.845±.03	.845±.03	.845±.03	.845±.03
40670	.961±.00	.961±.00	.961±.00	.961±.00
40685	.997±.00	.997±.00	.997±.00	.997±.00
40701	.916±.01	.916±.01	.916±.01	.916±.01
40900	.995±.00	.995±.00	.995±.00	.995±.00

Iterative Deepening Hyperband

40966	.996±.00	.996±.00	.996±.00	.996±.00
40975	.988±.02	.988±.02	.988±.02	.988±.02
40978	.975±.01	.975±.01	.975±.01	.975±.01
40979	.983±.00	.983±.00	.983±.00	.983±.00
40981	.863±.02	.863±.02	.863±.02	.863±.02
40982	.749±.02	.749±.02	.749±.02	.749±.02
40983	.984±.00	.984±.00	.984±.00	.984±.00
40984	.958±.01	.958±.01	.958±.01	.958±.01
40994	.956±.01	.956±.01	.956±.01	.956±.01
41027	.836±.02	.836±.02	.836±.02	.836±.02
41138	.990±.00	.990±.00	.990±.00	.990±.00
41142	.732±.01	.732±.01	.732±.01	.732±.01
41143	.798±.02	.798±.02	.798±.02	.798±.02
41146	.923±.01	.923±.01	.923±.01	.922±.01
41156	.852±.01	.852±.01	.852±.01	.852±.01
41157	.834±.12	.834±.12	.834±.12	.834±.12
41162	.913±.01	.913±.01	.913±.01	.913±.01
41163	.980±.01	.980±.01	.981±.01	.981±.01
41164	.698±.01	.698±.01	.698±.01	.698±.01
41169	.365±.01	.365±.01	.365±.01	.365±.01
41212	.779±.02	.779±.02	.779±.02	.779±.02
41216	.252±.01	.252±.01	.252±.01	.251±.01
41278	.755±.01	.755±.01	.755±.01	.755±.01

rbv2_xgboost, $\eta = 2$

OpenML ID	IH-HB	dID-HB	pID-HB	eID-HB
3	.985±.01	.985±.01	.985±.01	.985±.01
6	.000±.00	.000±.00	.000±.00	.000±.00
11	.857±.02	.857±.02	.857±.02	.857±.02
12	.983±.00	.983±.00	.983±.00	.983±.00
14	.852±.02	.852±.02	.852±.02	.852±.02
15	.984±.01	.984±.01	.984±.01	.984±.01
16	.966±.01	.966±.01	.966±.01	.966±.01
18	.775±.05	.775±.05	.775±.05	.775±.05
22	.857±.03	.857±.03	.857±.03	.857±.03
23	.614±.04	.614±.04	.617±.04	.617±.04
24	.999±.00	.999±.00	.999±.00	.999±.00
28	.993±.01	.993±.01	.993±.01	.993±.01
29	.891±.01	.891±.01	.891±.01	.891±.01
31	.754±.02	.754±.02	.754±.02	.753±.02
32	.999±.00	.999±.00	.999±.00	.999±.00
37	.786±.02	.786±.02	.786±.02	.786±.02
38	.989±.00	.989±.00	.989±.00	.989±.00
42	.892±.09	.892±.09	.892±.09	.892±.09
44	.964±.01	.964±.01	.964±.01	.964±.01
46	.981±.00	.981±.00	.981±.00	.981±.00
50	.959±.04	.959±.04	.959±.04	.959±.04
54	.810±.03	.810±.03	.810±.03	.810±.03
60	.917±.02	.917±.02	.917±.02	.917±.02
151	.938±.03	.938±.03	.938±.03	.938±.03
181	.649±.07	.649±.07	.649±.07	.649±.07
182	.953±.04	.953±.04	.953±.04	.952±.04

Iterative Deepening Hyperband

188	.694±.04	.694±.04	.694±.04	.694±.04
300	.000±.00	.000±.00	.000±.00	.000±.00
307	.844±.08	.844±.08	.844±.08	.844±.08
312	.961±.01	.961±.01	.961±.01	.961±.01
334	.678±.01	.678±.01	.678±.01	.678±.01
375	.992±.01	.992±.01	.992±.01	.992±.01
377	.981±.01	.981±.01	.981±.01	.981±.01
458	.997±.00	.997±.00	.997±.00	.997±.00
469	.251±.06	.251±.06	.251±.06	.251±.06
470	.692±.01	.692±.01	.692±.01	.692±.01
554	.000±.00	.000±.00	.000±.00	.000±.00
1040	.997±.00	.997±.00	.997±.00	.997±.00
1049	.925±.01	.925±.01	.925±.01	.925±.01
1050	.909±.00	.909±.00	.909±.00	.909±.00
1053	.839±.01	.839±.01	.839±.01	.839±.01
1056	.993±.00	.993±.00	.993±.00	.992±.00
1063	.885±.02	.885±.02	.885±.02	.885±.02
1067	.876±.01	.876±.01	.876±.01	.876±.01
1068	.938±.00	.938±.00	.938±.00	.938±.00
1111	.990±.01	.990±.01	.990±.01	.990±.01
1220	.927±.06	.927±.06	.927±.06	.927±.06
1457	.000±.00	.000±.00	.000±.00	.000±.00
1461	.977±.03	.977±.03	.977±.03	.977±.03
1462	.992±.00	.992±.00	.992±.00	.992±.00
1464	.795±.01	.795±.01	.795±.01	.795±.01
1468	.892±.03	.892±.03	.892±.03	.892±.03
1475	.717±.16	.717±.16	.717±.16	.717±.16
1476	.999±.00	.999±.00	.999±.00	.999±.00
1478	.997±.00	.997±.00	.997±.00	.997±.00
1479	.747±.04	.747±.04	.747±.04	.747±.04
1480	.738±.01	.738±.01	.738±.01	.737±.01
1485	.822±.03	.822±.03	.822±.03	.823±.03
1486	.979±.01	.979±.01	.979±.01	.979±.01
1487	.948±.01	.948±.01	.949±.01	.949±.01
1489	.897±.01	.897±.01	.898±.01	.898±.01
1493	.000±.00	.000±.00	.000±.00	.000±.00
1494	.872±.01	.872±.01	.873±.01	.873±.01
1497	.998±.00	.998±.00	.998±.00	.998±.00
1501	.920±.02	.920±.02	.920±.02	.920±.02
1510	.970±.01	.970±.01	.970±.01	.970±.01
1515	.790±.12	.790±.12	.793±.12	.793±.12
1590	.891±.05	.891±.05	.891±.05	.891±.05
4134	.816±.02	.816±.02	.816±.02	.815±.02
4135	.935±.02	.935±.02	.936±.02	.936±.02
4154	.998±.00	.998±.00	.998±.00	.998±.00
4534	.968±.01	.968±.01	.968±.01	.967±.01
4538	.868±.14	.868±.14	.868±.14	.868±.14
4541	.000±.00	.000±.00	.000±.00	.000±.00
6332	.813±.04	.813±.04	.813±.04	.813±.04
23381	.625±.02	.625±.02	.625±.02	.624±.02
23512	.943±.08	.943±.08	.943±.08	.943±.08
23517	.865±.15	.865±.15	.865±.15	.865±.15
40496	.764±.04	.764±.04	.764±.04	.764±.04
40498	.786±.17	.786±.17	.786±.17	.787±.17

Iterative Deepening Hyperband

40499	.993±.01	.993±.01	.993±.01	.993±.01
40536	.886±.01	.886±.01	.887±.01	.887±.01
40668	.990±.04	.990±.04	.990±.04	.990±.04
40670	.982±.01	.982±.01	.982±.01	.982±.01
40685	.999±.00	.999±.00	.999±.00	.999±.00
40701	.941±.01	.941±.01	.941±.01	.941±.01
40900	.994±.00	.994±.00	.994±.00	.994±.00
40923	.000±.00	.000±.00	.000±.00	.000±.00
40927	.000±.00	.000±.00	.000±.00	.000±.00
40966	.963±.02	.963±.02	.963±.02	.963±.02
40975	.925±.05	.925±.05	.926±.05	.926±.05
40978	.948±.02	.948±.02	.948±.02	.948±.02
40979	.980±.00	.980±.00	.980±.00	.980±.00
40981	.876±.01	.876±.01	.876±.01	.876±.01
40982	.834±.02	.834±.02	.834±.02	.834±.02
40983	.983±.00	.983±.00	.983±.00	.983±.01
40984	.984±.01	.984±.01	.984±.01	.984±.01
40994	.900±.01	.900±.01	.900±.01	.900±.01
40996	.000±.00	.000±.00	.000±.00	.000±.00
41027	.990±.03	.990±.03	.990±.03	.990±.03
41138	.975±.01	.975±.01	.975±.01	.975±.01
41142	.767±.02	.767±.02	.767±.02	.767±.02
41143	.809±.01	.809±.01	.809±.01	.808±.02
41146	.952±.01	.952±.01	.952±.01	.952±.01
41150	.999±.01	.999±.01	.999±.01	.999±.01
41156	.883±.01	.883±.01	.883±.01	.883±.01
41157	.834±.12	.834±.12	.834±.12	.834±.12
41159	.898±.04	.898±.04	.898±.04	.898±.04
41161	.998±.00	.998±.00	.998±.00	.998±.00
41162	.986±.03	.986±.03	.986±.03	.986±.03
41163	.993±.01	.993±.01	.993±.01	.993±.01
41164	.897±.14	.897±.14	.897±.14	.897±.14
41165	.000±.00	.000±.00	.000±.00	.000±.00
41166	.000±.00	.000±.00	.000±.00	.000±.00
41168	.000±.00	.000±.00	.000±.00	.000±.00
41169	.000±.00	.000±.00	.000±.00	.000±.00
41212	.834±.03	.834±.03	.834±.03	.833±.03
41216	.964±.11	.964±.11	.964±.11	.964±.11
41278	.984±.06	.984±.06	.984±.06	.984±.06

rbv2_xgboost, $\eta = 3$

OpenML ID	IH-HB	dID-HB	pID-HB	eID-HB
3	.979±.01	.979±.01	.979±.01	.979±.01
6	.999±.01	.999±.01	.999±.01	.999±.01
11	.845±.02	.845±.02	.845±.02	.845±.02
12	.982±.00	.982±.00	.982±.00	.982±.00
14	.848±.02	.848±.02	.848±.02	.848±.02
15	.982±.01	.982±.01	.982±.01	.982±.01
16	.965±.01	.965±.01	.965±.01	.965±.01
18	.753±.05	.753±.05	.753±.05	.753±.05
22	.847±.03	.847±.03	.847±.03	.847±.03
23	.601±.04	.601±.04	.601±.04	.597±.04

Iterative Deepening Hyperband

24	.999±.00	.999±.00	.999±.00	.999±.00
28	.987±.01	.987±.01	.987±.01	.987±.01
29	.887±.01	.887±.01	.887±.01	.887±.01
31	.748±.02	.748±.02	.748±.02	.748±.02
32	.997±.00	.997±.00	.997±.00	.997±.00
37	.784±.02	.784±.02	.784±.02	.784±.02
38	.987±.01	.987±.01	.987±.01	.987±.01
42	.861±.13	.861±.13	.861±.13	.861±.13
44	.961±.01	.961±.01	.961±.01	.961±.01
46	.980±.01	.980±.01	.980±.01	.980±.01
50	.924±.06	.924±.06	.924±.06	.924±.06
54	.797±.03	.797±.03	.797±.03	.797±.03
60	.912±.02	.912±.02	.912±.02	.911±.02
151	.922±.04	.922±.04	.922±.04	.921±.04
181	.643±.06	.643±.06	.643±.06	.637±.06
182	.936±.03	.936±.03	.936±.03	.936±.03
188	.678±.04	.678±.04	.682±.04	.681±.04
300	.999±.01	.999±.01	.999±.01	.999±.01
307	.806±.10	.806±.10	.806±.10	.802±.10
312	.957±.01	.957±.01	.957±.01	.956±.01
334	.675±.01	.675±.01	.675±.01	.675±.01
375	.983±.01	.983±.01	.983±.01	.983±.01
377	.979±.01	.979±.01	.979±.01	.979±.01
458	.997±.00	.997±.00	.997±.00	.997±.00
469	.232±.05	.232±.05	.232±.05	.232±.05
470	.687±.01	.687±.01	.688±.01	.688±.01
554	.000±.00	.000±.00	.000±.00	.000±.00
1040	.996±.00	.996±.00	.996±.00	.996±.00
1049	.922±.01	.922±.01	.922±.01	.922±.01
1050	.907±.00	.907±.00	.907±.00	.907±.00
1053	.836±.01	.836±.01	.836±.01	.836±.01
1056	.992±.00	.992±.00	.992±.00	.992±.00
1063	.882±.02	.882±.02	.882±.02	.882±.02
1067	.875±.01	.875±.01	.875±.01	.874±.01
1068	.937±.01	.937±.01	.937±.01	.937±.01
1111	.986±.01	.986±.01	.986±.01	.986±.01
1220	.899±.05	.899±.05	.899±.05	.899±.05
1457	.000±.00	.000±.00	.000±.00	.000±.00
1461	.956±.03	.956±.03	.956±.03	.956±.03
1462	.990±.00	.990±.00	.990±.00	.990±.00
1464	.791±.01	.791±.01	.791±.01	.791±.01
1468	.885±.03	.885±.03	.886±.03	.886±.03
1475	.611±.09	.611±.09	.611±.09	.611±.09
1476	.996±.01	.996±.01	.996±.01	.996±.01
1478	.994±.01	.994±.01	.994±.01	.994±.01
1479	.699±.08	.699±.08	.699±.08	.697±.08
1480	.731±.02	.731±.02	.731±.02	.731±.02
1485	.793±.05	.793±.05	.795±.05	.795±.05
1486	.977±.01	.977±.01	.977±.01	.977±.01
1487	.947±.01	.947±.01	.947±.01	.947±.01
1489	.890±.01	.890±.01	.890±.01	.890±.01
1493	.989±.06	.989±.06	.989±.06	.989±.06
1494	.865±.02	.865±.02	.865±.02	.865±.02
1497	.998±.00	.998±.00	.998±.00	.998±.00

Iterative Deepening Hyperband

1501	.919±.02	.919±.02	.919±.02	.918±.02
1510	.966±.01	.966±.01	.966±.01	.966±.01
1515	.674±.20	.674±.20	.674±.20	.674±.20
1590	.870±.04	.870±.04	.870±.04	.870±.04
4134	.807±.02	.807±.02	.807±.02	.807±.02
4135	.926±.01	.926±.01	.926±.01	.926±.01
4154	.998±.00	.998±.00	.998±.00	.998±.00
4534	.964±.01	.964±.01	.964±.01	.964±.01
4538	.757±.14	.757±.14	.757±.14	.757±.14
4541	.989±.06	.989±.06	.989±.06	.989±.06
6332	.796±.05	.796±.05	.796±.05	.796±.05
23381	.612±.03	.612±.03	.612±.03	.612±.03
23512	.875±.11	.875±.11	.875±.11	.875±.11
23517	.767±.16	.767±.16	.767±.16	.767±.16
40496	.750±.04	.750±.04	.750±.04	.750±.04
40498	.698±.15	.698±.15	.698±.15	.698±.15
40499	.987±.01	.987±.01	.987±.01	.985±.01
40536	.883±.01	.883±.01	.883±.01	.883±.01
40668	.981±.05	.981±.05	.981±.05	.981±.05
40670	.980±.01	.980±.01	.980±.01	.980±.01
40685	.999±.00	.999±.00	.999±.00	.999±.00
40701	.931±.02	.931±.02	.931±.02	.931±.02
40900	.993±.00	.993±.00	.993±.00	.993±.00
40923	.000±.00	.000±.00	.000±.00	.000±.00
40927	.000±.00	.000±.00	.000±.00	.000±.00
40966	.954±.03	.954±.03	.954±.03	.954±.03
40975	.900±.05	.900±.05	.900±.05	.900±.05
40978	.937±.03	.937±.03	.937±.03	.937±.03
40979	.980±.01	.980±.01	.980±.01	.980±.01
40981	.866±.02	.866±.02	.866±.02	.866±.02
40982	.820±.03	.820±.03	.820±.03	.820±.03
40983	.982±.00	.982±.00	.982±.00	.982±.00
40984	.980±.01	.980±.01	.980±.01	.980±.01
40994	.898±.01	.898±.01	.898±.01	.898±.01
40996	.000±.00	.000±.00	.000±.00	.000±.00
41027	.973±.04	.973±.04	.973±.04	.973±.04
41138	.972±.01	.972±.01	.972±.01	.972±.01
41142	.761±.01	.761±.01	.761±.01	.761±.01
41143	.801±.02	.801±.02	.801±.02	.801±.02
41146	.949±.01	.949±.01	.949±.01	.949±.01
41150	.997±.01	.997±.01	.997±.01	.996±.01
41156	.879±.01	.879±.01	.879±.01	.878±.01
41157	.826±.12	.826±.12	.826±.12	.826±.12
41159	.880±.04	.880±.04	.880±.04	.880±.04
41161	.997±.00	.997±.00	.997±.00	.997±.00
41162	.960±.04	.960±.04	.960±.04	.960±.04
41163	.987±.01	.987±.01	.987±.01	.987±.01
41164	.775±.17	.775±.17	.775±.17	.775±.17
41165	.000±.00	.000±.00	.000±.00	.000±.00
41166	.000±.00	.000±.00	.000±.00	.000±.00
41168	.997±.02	.997±.02	.997±.02	.997±.02
41169	.000±.00	.000±.00	.000±.00	.000±.00
41212	.821±.04	.821±.04	.821±.04	.821±.04
41216	.941±.15	.941±.15	.941±.15	.941±.15

Iterative Deepening Hyperband

41278 .963±.08 .963±.08 .963±.08 .963±.08

Iterative Deepening Hyperband

lcbench, $\eta = 2$				
OpenML ID	IH-HB	dID-HB	pID-HB	eID-HB
3945	.993±.00	.993±.00	.993±.00	.993±.00
7593	.716±.03	.716±.03	.716±.03	.716±.03
34539	.981±.01	.981±.01	.981±.01	.981±.01
126025	.881±.02	.881±.02	.879±.02	.877±.02
126026	.966±.01	.966±.01	.966±.01	.965±.01
126029	.926±.01	.926±.01	.926±.01	.926±.01
146212	.975±.01	.975±.01	.976±.01	.975±.01
167104	.922±.01	.922±.01	.922±.01	.922±.01
167149	.971±.00	.971±.00	.971±.00	.970±.00
167152	.967±.00	.967±.00	.967±.00	.967±.00
167161	.818±.03	.818±.03	.818±.03	.816±.03
167168	.780±.02	.780±.02	.780±.02	.779±.02
167181	.904±.01	.904±.01	.904±.01	.903±.01
167184	.800±.01	.800±.01	.800±.01	.800±.02
167185	.961±.00	.961±.00	.961±.00	.961±.00
167190	.847±.01	.847±.01	.847±.01	.845±.01
167200	.715±.02	.715±.02	.715±.02	.713±.02
167201	.738±.04	.738±.04	.738±.04	.738±.04
168329	.281±.03	.281±.03	.279±.03	.277±.03
168330	.636±.02	.636±.02	.637±.02	.637±.02
168331	.582±.04	.582±.04	.582±.04	.582±.04
168335	.929±.01	.929±.01	.929±.01	.929±.01
168868	.996±.00	.996±.00	.996±.00	.996±.00
168908	.814±.01	.814±.01	.815±.01	.815±.01
168910	.675±.02	.675±.02	.675±.02	.675±.02
189354	.704±.03	.704±.03	.704±.03	.704±.03
189862	.852±.02	.852±.02	.853±.02	.852±.02
189865	.944±.01	.944±.01	.944±.01	.944±.01
189866	.690±.03	.690±.03	.690±.03	.690±.03
189873	.797±.03	.797±.03	.797±.03	.797±.03
189905	.905±.02	.905±.02	.905±.02	.905±.02
189906	.865±.02	.865±.02	.865±.02	.865±.02
189908	.872±.01	.872±.01	.872±.01	.872±.01
189909	.752±.02	.752±.02	.753±.02	.753±.02

Iterative Deepening Hyperband

lcbench, $\eta = 3$				
OpenML ID	IH-HB	dID-HB	pID-HB	eID-HB
3945	.993±.00	.993±.00	.993±.00	.993±.00
7593	.711±.04	.711±.04	.711±.04	.712±.04
34539	.982±.01	.982±.01	.982±.01	.982±.01
126025	.886±.02	.886±.02	.887±.02	.888±.02
126026	.965±.01	.965±.01	.965±.01	.965±.01
126029	.923±.02	.923±.02	.924±.02	.924±.02
146212	.975±.01	.975±.01	.975±.01	.975±.01
167104	.922±.01	.922±.01	.922±.01	.922±.01
167149	.969±.01	.969±.01	.969±.01	.969±.01
167152	.967±.00	.967±.00	.967±.00	.967±.00
167161	.821±.03	.821±.03	.822±.03	.816±.03
167168	.770±.02	.770±.02	.770±.02	.770±.02
167181	.903±.02	.903±.02	.903±.02	.903±.02
167184	.798±.03	.798±.03	.799±.03	.796±.03
167185	.961±.00	.961±.00	.961±.00	.961±.00
167190	.851±.02	.851±.02	.853±.01	.848±.02
167200	.710±.02	.710±.02	.710±.02	.711±.02
167201	.735±.05	.735±.05	.736±.05	.736±.05
168329	.273±.04	.273±.04	.273±.04	.273±.04
168330	.635±.03	.635±.03	.635±.03	.635±.03
168331	.562±.05	.562±.05	.562±.05	.562±.05
168335	.926±.02	.926±.02	.926±.02	.926±.02
168868	.996±.00	.996±.00	.996±.00	.996±.00
168908	.808±.01	.808±.01	.808±.02	.808±.02
168910	.682±.03	.682±.03	.682±.03	.682±.03
189354	.706±.03	.706±.03	.706±.03	.706±.03
189862	.856±.02	.856±.02	.856±.02	.854±.02
189865	.943±.01	.943±.01	.943±.01	.943±.01
189866	.686±.03	.686±.03	.686±.03	.686±.03
189873	.771±.08	.771±.08	.771±.08	.771±.08
189905	.898±.02	.898±.02	.898±.02	.898±.02
189906	.860±.02	.860±.02	.860±.02	.860±.02
189908	.871±.02	.871±.02	.871±.02	.871±.02
189909	.747±.03	.747±.03	.748±.03	.748±.03