

Diversity Awareness in Software Engineering Participant Research

Riya Dutta

*Department of Computer Science and
Software Engineering
Concordia University
Montreal, Canada
r_utta@live.concordia.ca*

Diego Elias Costa

*Department of Computer Science
Université du Québec à Montréal
LATECE Lab
Montreal, Canada
costa.diego@uqam.ca*

Emad Shihab

*Department of Computer Science and
Software Engineering
Concordia University
Montreal, Canada
emad.shihab@concordia.ca*

Tanja Tajmel

*Centre for Engineering in Society
Concordia University
Montreal, Canada
tanja.tajmel@concordia.ca*

Abstract—Diversity and inclusion are necessary prerequisites for shaping technological innovation that benefits society as a whole. A common indicator of diversity consideration is the representation of different social groups among software engineering (SE) researchers, developers, and students. However, this does not necessarily entail that diversity is considered in the SE research itself.

In our study, we examine how diversity is embedded in SE research, particularly research that involves participant studies. To this end, we have selected 79 research papers containing 105 participant studies spanning three years of ICSE technical tracks. Using a content analytical approach, we identified how SE researchers report the various diversity categories of their study participants and investigated: 1) the extent to which participants are described, 2) what diversity categories are commonly reported, and 3) the function diversity serves in the SE studies.

We identified 12 different diversity categories reported in SE participant studies. Our results demonstrate that even though most SE studies report on the diversity of participants, SE research often emphasizes professional diversity data, such as occupation and work experience, over social diversity data, such as gender or location of the participants. Furthermore, our results show that participant diversity is seldom analyzed or reflected upon when SE researchers discuss their study results, outcome or limitations.

To help researchers self-assess their study diversity awareness, we propose a diversity awareness model and guidelines that SE researchers can apply to their research. With this study, we hope to shed light on a new approach to tackling the diversity and inclusion crisis in the SE field.

Index Terms—diversity, content analysis, participant studies, diversity awareness, ICSE

GENERAL ABSTRACT

Incorporating diversity considerations in research, development, and innovation has become an increasingly important topic. It is a well-known fact that diverse teams produce better

outcomes, whereas the lack of diversity might result in biased and discriminatory technologies. Therefore, the inclusion of diverse stakeholders is considered paramount for the creation of an ethical and social-responsible future. With this study, we aim to contribute to the conversation on how EDI (equity, diversity, inclusion) can be implemented in Software Engineering (SE) research. In our study, we focus on SE research that includes research participants since this is an evident opportunity to consider diversity, and we investigate to which extent and with what purpose SE researchers consider and report diversity in their research papers. Our results demonstrate that only a few studies do not consider diversity at all, however, the examined studies differ greatly in the range of the consideration and reporting of diversity. From these outcomes, we draw the conclusion of differences in the diversity awareness among SE researchers. Finally, we propose a model of diversity awareness for participant studies as a tool to support SE researchers in reflecting on diversity and incorporating it systematically in their research.

I. INTRODUCTION

In recent years, the consideration of the diversity of people who are involved in research and innovation has become an increasingly important topic. Diversity of developers and researchers is regarded – and has already been proven – beneficial for numerous reasons: diverse teams produce better outcomes [1]–[3], research and development that systematically includes diversity are of benefit for a broader population whereas the lack of diversity might result in biased and discriminatory technologies [4]–[6], the inclusion of diverse stakeholders is paramount for the creation of an ethical and social-responsible future [7] [8], and, last but not least, excluding large parts of society from research and the development

of future technologies violates human rights [9]–[11]. One size does not fit all, and this applies to research and development, too. To mitigate the negative effects of non-diverse research and to stimulate researchers to incorporate diversity in their research, national and international research funding programs are developing policies and guidelines for equity, diversity, and inclusion (EDI) [12], for responsible research and innovation (RRI) [13] to bind the research funding to increasingly important conditions: the sufficient consideration of EDI.

In our study, we focus on research that includes research participants as we regard this as an evident opportunity for SE researchers to include diversity considerations in their research. Therefore, our research questions are as follows:

- RQ1. To what extent do SE participant studies report the diversity of participants?
- RQ2. What diversity categories are reported in SE participant studies?
- RQ3. What is the function of diversity in SE participant studies?

To capture all variants of diversity categories, we choose an inductive approach, which means: we do not predefine the categories to examine the content according to these categories. Instead, we reconstruct the diversity categories through open coding of the content. Therefore, for the purpose of this study, we choose a broader definition of diversity categories: A diversity category is a category based on which individuals (in our case, research participants) are distinguished and grouped. This open approach allows for identifying categories that might be relevant for research but are not included in the commonly discussed diversity categories such as gender, race, and ethnicity, amongst others [14].

Our results demonstrate that only a few studies do not consider diversity at all, however, the examined studies differ greatly in the range of the consideration and reporting of diversity. From these outcomes, we draw the conclusion of differences in diversity awareness among SE researchers. We propose a model of diversity awareness for participant studies as a tool to support SE researchers in reflecting on diversity and incorporating it systematically in their research. Finally, we publish our classification coding scheme and the dataset used to conduct this study to encourage further studies on diversity awareness and facilitate replicability¹.

This paper is organized as follows. Section II describes the related literature. We detail our study methodology in Section III and present the results of our three research questions in Section IV. Upon reflecting on the results, we discuss a model of diversity awareness and guidelines for the community in Section V. Finally, we discuss the limitations of our study in Section VI and our final remarks in Section VII.

II. RELATED WORK

Time and time again, diversity, and the importance of diversity, has been a topic of discussion for many researchers in various fields. This has led to different definitions of diversity

emerging in different contexts [15]–[17]. In recent years, diversity, especially gender diversity, has received increasing attention in the field of SE [18]–[21].

Lack of Diversity in SE. The issue of lack of diversity, also referred to as the diversity crisis, in SE has been investigated by many SE research papers as can be seen in the IEEE special issue article by Albusays *et al.* [22]. The importance of diversity and inclusion in the field of SE has been clearly stated in the article with one of the questions being “What are the relevant diversity parameters we should consider when exploring software development practices and technology” [22]. Tamtik [15] notes that only understanding diversity in terms of gender, language, and socio-economic categories limits the understanding of diversity. Similarly, Rodriguez and Nadri *et al.* conclude that more perceived diversity aspects need to be considered in SE research [23]. One of the goals of our research is to address these challenges in the context of SE research, by (i) revealing how SE researchers are addressing diversity in their studies and reporting about it in their publications, and (ii) by providing SE researchers with guidelines they can use when conducting participant studies.

Other work by Menezes and Prikładnicki [1] investigated various publications about diversity in SE by performing a literature review. They also investigated the impact of diversity on processes in software development by conducting semi-structured interviews. They concluded that many challenges still need to be overcome to make SE work environments more diverse. Our work complements the work by Menezes and Prikładnicki since we investigate to what extent SE research considers diversity, the types of categories used and the function of diversity.

Human Values in SE Research. Perera *et al.* examine to what extent human values are considered in SE research instead of diversity [24]. They use a similar methodology to ours, where they analyze research papers from top-tier SE conferences and journals to assess their consideration of human values. They found that very few SE publications consider human values. Storey *et al.* conducted a similar study where they investigate the consideration of human aspects in SE research by analyzing SE research papers [25]. They found most SE studies focus on technical aspects of SE even though these studies claim to impact human stakeholders. Storey *et al.* concluded that there is a need for SE studies to consider more human aspects and recommended a framework they created that can be used to consider more human and social aspects in SE research.

Although the work by Perera *et al.* [24] and Storey *et al.* [25] used a similar approach to ours, these two studies investigate the considerations of human aspects/values in SE research whereas we study the consideration of diversity in SE research, more specifically participant studies, while providing guidelines for SE researchers conducting participant studies.

The work closest to ours is the work by Lenarduzzi *et al.* [26] who investigated participant studies in SE, where they examined the current participant selection guidelines and practices in empirical SE research. They analyze existing

¹<https://doi.org/10.5281/zenodo.7587076>

guidelines for participant selection in SE and present the participant selection strategies being currently used in their results. Our work complements their study since we study actual research papers involving participants and create guidelines for SE researchers, whereas their study only examined guidelines (and not actual research papers).

III. METHODOLOGY

The goal of our research is to examine to which extent diversity is considered in SE research and to provide guidelines to SE researchers that they can use when conducting participant studies. As a methodological approach, we apply qualitative and quantitative content analysis [27] [28] where we used open coding and axial coding methods [29] to examine software engineering research papers which include participant studies. Due to the novel nature of this study, we start by performing a pilot study to assess the viability of this study and develop an appropriate framework.

Fig. 1 shows an overview of our methodology. As the first step, we selected a venue to collect data for our study. Then, we conducted a pilot study to assess the viability of our study and establish a coding scheme. After the coding scheme was developed, we extended the data collection process to include more studies with participants. To collect our sample data, we filtered through abstracts of research papers from our selected venues to identify studies with participants. Once we gathered our data, the first author read each paper and classified each study according to our coding scheme. We leveraged a mixed methods approach that uses qualitative and quantitative methods to reach our results.

A. Research Questions

To assess to what extent SE research papers with participants display diversity awareness, we first investigate if SE research papers report on diversity in their studies:

RQ1. To what extent do SE participant studies report the diversity of participants?

After examining whether diversity is even reported, we set out to identify the kinds of diversity reported:

RQ2. What diversity categories are reported in SE participant studies?

Finally, after assessing what kind of diversity categories can be identified in SE research with participants, we investigate if the reported diversity is actually analysed/leveraged throughout the research paper:

RQ3. What is the function of diversity in SE participant studies?

B. Selecting the Target Venue

To take a more systematic approach, we collected the sample for this research from the International Conference of Software Engineering proceedings (ICSE). We choose ICSE as our venue because it is considered the flagship software engineering conference [30] and the proceedings of ICSE are easily accessible online [31]. We collected our sample from ICSE 2019, 2020 and 2021 technical tracks to enrich the sample of studies and ensure our findings cover multiple editions of the conference. In total, the technical track of ICSE 2019, 2020, and 2021 contained 379 papers. Sampling three venues were also in line with software engineering meta-studies, such as the study of Storey *et al.* [25], which used two venues, ICSE 2017 technical track and ESME 2017 paper, as their sample.

For completeness, we list below all of the inclusion criteria used for the data set of our study:

- Technical research track papers from ICSE 2019, 2020 and 2021.
- Studies that contained participants such as surveys, control groups, action research, grounded theory, focus groups, interviews, field studies, lab studies, validation studies, task-based studies and judgement studies.
- Studies with one or more participants

C. Selecting Papers with Participant Studies

Software engineering research employs a variety of research methods. As we are interested in studies with participants, we need to identify papers that have employed a particular set of methods, e.g., surveys, interviews, field studies, etc. To this aim, we read the abstracts of all 376 papers in the technical research track of ICSE, from 2019 to 2021.

We choose to read the abstracts of each paper in order to find research papers containing participant studies. Abstracts often convey the main methodology of a research therefore if a participant study was conducted as part of a research, it would likely be mentioned in the abstract. This is particularly the case with participant studies, as the inclusion of interviews and surveys with practitioners is well-valued by the SE community. Analyzing paper abstracts is commonly used in related literature when conducting similar content analyses [24], [32]. Given our initial sample contains 379 papers, reading the abstracts was a suitable and efficient method for filtering papers that are candidates for containing participant studies.

To select papers with participant studies, we identified words and phrases that indicated that the research involves research participants. Some examples of these words and phrases are given in Table. I.

Sometimes, the abstract of a paper does not explicitly describe the entire methodology adopted by the studies. In the case of only implicit indication of research involving participants, we read the entire paper for verification. For example, in the following abstract, the indication of a study with research participants is not clear.

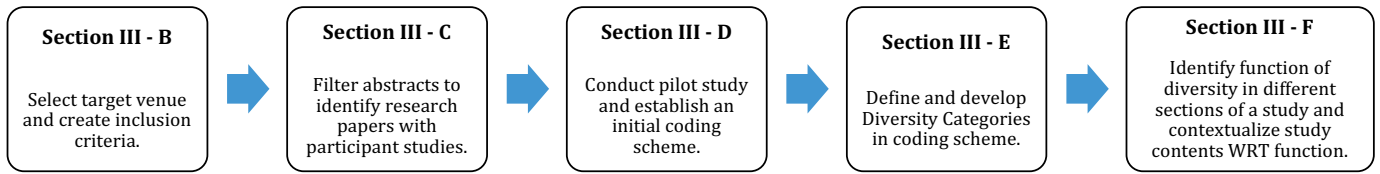


Fig. 1. Overview of methodology as explained in Section III.

TABLE I

THE TABLE SHOWS SOME OF THE WORDS AND PHRASES WE RECOGNIZED IN ABSTRACTS OF PAPERS CONTAINING PARTICIPANT STUDIES.

Keywords indicating participant studies
judgement study, empirical studies, controlled experiment, control group, participants, analyze recordings, grounded theory methodology, grounded theory study, practitioners, surveys, surveyed, interviewed, collected quantitative information, focus group, action research, qualitative insights, quantitative survey, professional software developers, examined [...] developers, developers real work

“Using screencasts of developers’ real work, we demonstrate the usefulness of our technique in a practical application for action-aware extraction of key-code frames in developers’ work.” [33]

The highlighted text here indicates a possibility that the “developers” mentioned in the abstract are participants in this study. In such a case, we go beyond reading the abstract to verifying the contents of the paper to see if participants were actually involved in the study.

We did not consider studies where participants were not directly or actively involved in the research. For example, Wu *et al.* [34] analyzed app user reviews in their research. Since the authors use already available reviews from the users and do not contact the app users directly to gather data from them, we do not consider this paper to have a participant study.

TABLE II

THE TABLE SHOWS THE NUMBER OF ABSTRACTS WE READ TO SELECT OUR SAMPLE, THE NUMBER OF RESEARCH PAPERS IN OUR SAMPLE AND THE NUMBER OF STUDIES WE FOUND PER VENUE.

	2019	2020	2021	Total
Number of Abstracts	109	129	138	376
Number of Research Papers	28	25	26	79
Number of Studies	34	33	38	105

Of a total of 376 papers from the three venues of ICSE 2019, 2020, and 2021 technical tracks, we identified 79 publications that met our selection criteria to be included in our study. A summary of this data is presented in Table II. Out of our sample of 79 research papers with participants, some of the papers included more than one participant study. For example, Miller *et al.* [35] conducted two different surveys with different sets of participants. Since the two surveys that were described in the paper had different sets of participants,

we coded the two different surveys as two different participant studies, noting that they are part of the same research paper. Similarly, several other research papers consisted of two or more studies with participants. Therefore, even though we selected 79 research papers with participant studies as our sample data, we found a total of 105 studies with participants in those research papers. Thus, our main sample consists of a total of 105 participant studies.

D. Developing the Diversity Coding Scheme

To the best of our knowledge, there are no other studies that attempt to characterize diversity awareness of SE research. Hence, we cannot reuse an established framework to conduct our study. We start the study by developing an appropriate framework for encoding different diversity categories by conducting a pilot study using the ICSE 2020 technical research track. The ICSE 2020 technical research track contains a total of 129 papers. We read the abstracts of the 129 papers and identified 25 research papers with participant studies.

Once we selected our sample of 25 research papers, the first author read each research paper and identified references creating diversity categories and developing a coding scheme. By following an inductive approach, codes were developed while reading the papers. We used an open coding method where the codes emerged directly from the content of the paper [29]. In the next step, we used the axial coding method where codes were grouped into diversity categories [29]. Tamtik [15] and Storey *et al.* [25] used a similar approach in their study. The coding scheme grew as new diversity categories were identified in the sample data.

Throughout the pilot study, the research team met weekly between February 2021 and June 2021 to discuss each paper in our sample. We discussed, defined and refined the diversity categories that emerged from each paper. The initial coding scheme developed through our pilot study which was agreed upon by the research team. While the pilot study was fundamental for developing the initial coding scheme, the coding scheme was further refined and new codes were added to the coding scheme as we went through the rest of our sample. All new codes added, as the coding book evolved, were discussed and agreed upon by the research team.

E. Qualitative Analysis of Papers to Create Diversity Categories

The developed coding scheme mentioned in section III-D was used to code the sample of 105 studies. The first author

read each paper and identified different words and phrases that describe and distinguish participants in the studies. For example, in the following quote from Krueger *et al.*:

“When participants elected to participate in the study, we collected basic demographic data (**sex, gender, age, cumulative GPA, and years of experience**) and **socioeconomic status (SES)** data.” [36]

the words highlighted in bold are descriptive words since they are used to describe the participants. We marked such descriptive words in each research paper.

We grouped codes to create the diversity categories. For example the words “sex”, “gender”, “gender fluid”, “male”, “female”, “women”, “sexual orientation” were all grouped into the diversity category labeled “gender/sex”. The research team met each week to discuss any potential ambiguities that arouse in forming the diversity categories and find agreement.

These diversity categories were then added to our coding scheme. Whenever we discovered a descriptive word or phrase that could not previously be included in our coding scheme, we either added the new code to an existing category or added a new category to the coding scheme. Thus, our coding scheme included the diversity categories identified in our sample papers. It is important to note here that the diversity categories in our coding scheme are not all the diversity categories that exist. The ones in our scheme are just the ones we created based on the words and phrases we identified in our sample data. We wanted to inductively create diversity categories to add to our coding scheme rather than using preexisting frameworks for diversity because we did not want to limit our view of diversity to the already existing diversity category definitions. This approach is commonly applied when using the open coding method [29].

F. Identify the Function of Diversity Categories in Software Engineering Research

The goal of RQ3 is to understand how diversity is embedded in SE research. We want to identify the function that participant diversity serves in the selected SE studies. We consider four different functions of diversity in participant studies: 1) describing participants, 2) analyzing the impact of diversity in the study results, 3) reflecting upon participant diversity in the study conclusion, and 4) assessing the limitation of diversity in the participant study.

Given our sample contains 105 studies covering a multitude of different study types and goals, we evaluate the function of diversity in a study using a two-step approach. First, we identify the section in which diversity is discussed, as the study section also serves a clear function in the study report. For example, we illustrate how a hypothetical ICSE paper would have its sections classified by our method in Fig. 2. Second, we carefully analyze the context in which diversity is inserted to confirm its function in the study. In detail, we proceed as follows to identify the four functions of diversity:

- **Describing** the diversity of participants. This information is usually reported in the methodology sections of a research paper to describe the diverse sample of participants, e.g., in the “experimental design”, “study design”, and “research design” sections. In some studies, the diversity information of participants is not reported in the methodology section but the user evaluation part of their study. Hence the importance to consider the context in which diversity is described to identify its function in SE participant studies.
- **Analysing** the diversity of participants in study results. We evaluated the results reported in a research paper to identify if authors analyze the impact of participant diversity when discussing the results of their research. This information is usually reported in the “results” section of the paper but can also be found in “experimental results”, “findings”, etc.
- **Reflecting** upon the diversity of participants when concluding the study. We identified if authors reflect on participant diversity and use this data to draw outcomes or conclusions in a paper. This information is typically discussed in the sections named “discussion”, “conclusions” and “future work”.
- Assessing the **limitations** of participant diversity in the study. To identify if authors assess the limitations of participant diversity or the lack of collection of diversity data about participants, we evaluate the “threats to validity” or “limitations” section of research papers. It is important to identify if authors assess the limitations of their participant diversity, as it reflects how aware authors are about diversity or lack thereof.

IV. RESULTS

The goal of our overall research is to assess the diversity awareness in software engineering research with participants. To do so, we first want to know if researchers report any kind of diversity data about participants (RQ1); what kind of diversity they report (RQ2); and the function of diversity in the software research (RQ3). The aforementioned research questions help us assess the awareness of diversity in software engineering participant research.

A. RQ1. To what extent do SE participant studies report the diversity of participants?

The first step to understanding the awareness of diversity in SE research is to examine how often SE studies report the diversity of their participants. This analysis will help us understand how well-established are the practices of collecting, analyzing and reporting demographic data about participants. Hence, to answer RQ1, we performed the qualitative content analysis described in Section III-E. We also break our results by type of participant study (e.g., survey, task-based) and for this purpose we rely on how researchers describe their own study.

We found that 98.01% of the examined participant studies report the diversity of participants. Out of our

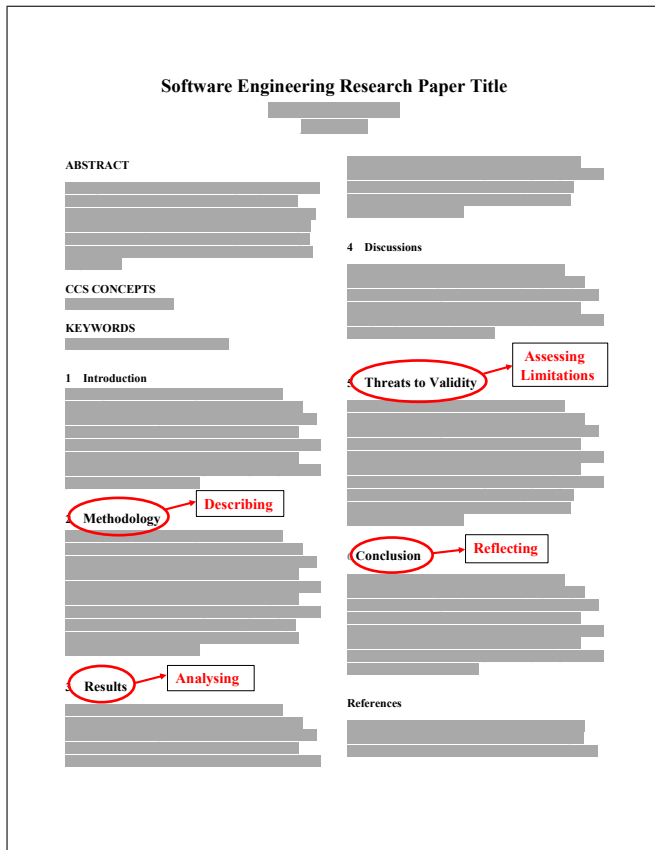


Fig. 2. This image shows a generic layout format of a typical ICSE paper. The sections circled in red are the sections that typically correspond to the four functions of diversity, namely, describing, analyzing, reflecting and assessing limitations in a study.

sample of 105 studies that we analyzed in our research, 103 studies used descriptive words and phrases when characterizing participants. Only 2 studies out of 105 did not report any participant diversity.

To make better sense of the results, we break our analysis per type of participant study in Table III. First, we note that SE papers use participant studies on 11 different study modalities, the most common being: surveys (51 studies), task-based (33 studies), interviews (22 studies), and validation (19 studies). Second, most types of studies tend to report an average of 3 different categories when describing the participants, with Lab studies reporting the highest average (4.6 categories) across the samples we investigated. Some studies, such as task-based and lab studies, reported a wide array of diversity categories when describing participants, including 8 different types of descriptors.

Our results indicate that the practice of reporting participant diversity is well-established in participant studies in Software Engineering. Researchers tend to select between 2-4 categories of descriptors when describing participants. Only in rare cases (2 out of 105 studies) do researchers omit to describe the participants included in their study.

TABLE III
THE FREQUENCY IN WHICH STUDIES REPORT DIVERSITY CATEGORY (REPORTED COLUMN) PER TYPE OF PARTICIPANT STUDY.

Study Type	# of Studies		# Diversity Categories	
	Total	Reported	Average	Max
Surveys	51	49	3.0	7
Task based	33	32	3.3	8
Interviews	22	22	3.0	7
Validation	19	19	2.8	6
Lab study	9	9	4.6	8
Field study	6	6	2.8	6
Grounded theory	4	4	3.2	6
Control Group	2	2	2.5	3
Action Research	1	1	4.0	4
Focus groups	1	1	2.8	6
Judgement study	1	1	3.0	3

The number of studies surpasses 105, as a participant study may involve multiple study types (e.g., interviews and surveys). The study type is based on how the authors describe their own study.

B. RQ2. What diversity categories are reported in SE participant studies?

After determining that most SE participant studies do report aspects of participant diversity, we want to identify what kinds of diversity are reported. Such analysis will help us better understand what characteristics of participant diversity are emphasized by SE researchers and the aspects that might be overlooked and require more attention. To answer RQ2, we created a coding scheme where we identified descriptors about participants in SE studies. We then grouped similar descriptors to form diversity categories as mentioned in section III-E.

We found 12 different diversity categories reported in SE participant studies. Table IV shows the diversity categories we identify in the content analysis, as well as their definition and frequency (Freq) in our sample. The frequencies do not sum up to 100% as, on average, studies report multiple categories of diversities (as shown in Table III).

Overall, two types of diversity remained dominant in the participant diversity reported by our sample of studies, the *Experience* and the *Main Occupation* of participants. This shows that SE studies are often concerned with showcasing a diverse sample of participants regarding professional backgrounds. The *Experience* of participants was reported in 89% of the studies. We group in this category different kinds of professional experiences, from years of industrial experience to experience in a specific technology, such as programming languages. As Zhang and Yang report in their study [37]:

“Eleven participants had two to **five years of Java experience**, while the other five were **novice programmers with one-year Java experience**, showing a good mix of different levels of Java programming experience.”

Main Occupation was reported in 77% of the studies, showing a well-established practice to collect and report participation occupations. This category includes professional occupations (e.g., developer, quality analyst) and education-

TABLE IV
DIVERSITY CATEGORIES IDENTIFIED IN PARTICIPANT STUDY DESCRIPTION OF 105 STUDIES FROM ICSE 2019, 2020, AND 2021.

Themes	Diversity Category	Definition	Freq.	
Professional	Experience	The reported professional working experience of a participant such as their experience in programming languages, industrial work experience, number of years of experience in their field.	89%	
	Main Occupation	The current occupation of the participant, ex. developer. The current occupation also includes being in graduate school, for example, if the participant's main occupation is currently pursuing their PhD.	77%	
	Education	The reported education of a participant could include their level of education, their education institution or their field of study.	37%	
Social	Gender/Sex	The reported gender or sex of participants.	39%	
	Location	The reported geographical location of participants.	33%	
	Age	The reported age of participants.	18%	
	Language	The reported spoken or written language of participants.	8%	
	Nationality	The reported nationality of participants.	5%	
	Race	The reported race of participants.	4%	
	Physiological	The reported physiological characteristics such as right-handedness or physical disability such as colour-blindness.	2%	
	Psychological	The reported psychological measurements and neurological data of participants such as Optimism, Pessimism, Extroversion, Conscientiousness, Neuroticism, etc.	2%	
	Socioeconomic status	The reported socioeconomic status of the participant.	1%	

related occupations (e.g., Ph.D. student, MSc. student). For example, as Ju *et al.* [38] describes:

“This process yielded 397 **developers** and 1167 **developer managers** for interviews and 1629 **developers** and 754 **developer managers** for surveys”

Three other categories were reported to describe participants in a comparable frequency: *Gender/Sex* (39%), *Education* (37%), and *Location* (33%). Reported in at least a third of the studies, these categories help qualify the diversity of participants in terms of gender, scholarly level and geographic location. For example, Dias *et al.* report the location diversity of their participants as follows:

“Our interviewees are **located in different countries**, such as Brazil, Canada, Czech Republic, USA, Germany, and Portugal.” [39]

Age (18%) and *Language* (8%) of participants are less commonly reported in our sample of SE studies. The age of participants is a characteristic that may be indirectly captured by participants’ years of experience. However, it is remarkable that the language spoken by participants is seldom reported, given the international audience of SE papers and the importance of effective communication in any type of study with participants. For example, Xia *et al.* reported on the efforts of translating the survey content to ensure effective communication with participants:

“To support respondents from China, we translated our survey to **Chinese** before publishing the survey.” [40]

Finally, some categories were reported only in a handful of SE participant studies. These categories include *Nationality* (5%), *Race* (4%), *Physiological* (2%), *Psychological* (2%) and *Socioeconomic status* (1%). These categories describe specific racial and social aspects of participants and seem to only be collected and reported in specific cases. For example, Krueger *et al.* [36] ask participants to complete psychological measurement surveys, such as the Positive and Negative Affect Scale (PANAS, emotional health). Peitek *et al.* [41] reported that all participants in their study had a normal or corrected-to-normal vision and were right-handed.

Once we analyze the frequency of categories based on two major themes of categories, professional and social category (Themes column of Table IV), it becomes clear that **SE studies emphasize professional diversity over social diversity when selecting and reporting participants**. All professional categories are reported in at least a third of all studies, while only social categories of *Gender* and *Location* reach similar levels of frequency. Social diversity categories, also known as personal or identity categories, are considered particularly important for EDI efforts towards social equity [42], however, our results show that SE studies do not often report this type of diversity.

C. RQ3. What is the function of diversity in SE participant studies?

In the previous RQ we found that SE studies commonly report characteristics of participants in their studies, with emphasis on professional background. In this RQ, we aim to assess the function of participant diversity in SE research. To that end, we follow the methodology described in Section III-F, where we classify the function of participant diversity in

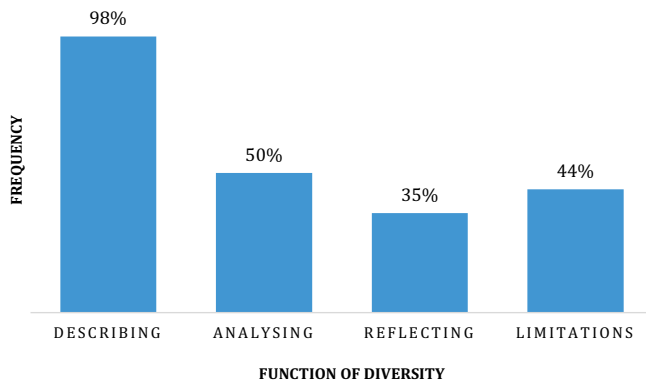


Fig. 3. How participant diversity is used in the sample of 105 SE studies. We report the frequency of studies that use participant diversity for **describing** participants, **analyzing** results, **reflecting** the study outcomes, and assessing the study **limitations**.

TABLE V
THE FUNCTION OF PARTICIPANT DIVERSITY IN THE 105 STUDIES,
BROKEN DOWN BY DIVERSITY CATEGORY.

Diversity Categories	Describing	Analysing	Reflecting	Limitations
Experience	82%	44%	28%	27%
Occupation	76%	17%	10%	10%
Gender/Sex	37%	10%	6%	10%
Education	35%	8%	5%	8%
Location	29%	9%	4%	13%
Age	17%	4%	2%	2%
Language	5%	1%	0%	4%
Nationality	4%	1%	0%	1%
Race	4%	0%	0%	0%
Physiological	1%	1%	1%	0%
Psychological	2%	1%	1%	0%
Socioeconomic	1%	0%	0%	0%

To better visualize the differences across categories, we highlight the most frequent function per category in dark blue and the second most frequent function in a light blue.

four categories: 1) describing participants, 2) analyzing the impact of diversity in the study results, 3) reflecting upon participant diversity in the study conclusion, and 4) assessing the limitation of diversity in the participant study.

Figure 3 shows the frequency of every function of participant diversity in the sample of 105 studies. We determine that 98% of studies describe participant diversity by considering 103 out of 105 studies that report diversity. Naturally, this result is expected as the primary function of participant descriptors is to describe the participants. Interestingly, however, participant diversity is less frequently referred to when researchers analyze their study results (50%), reflect upon the results (35%), and assess the limitations of their study (44%). This leads us to conclude that **in most SE participant studies, diversity is reported as a means to describe participants but is less frequently used for further analysis or reflection in the research.**

Table V displays a breakdown of the participant diversity

function, across diversity categories. To make it easier to identify patterns across the diversity categories, we highlight the highest frequency (dark blue) and the second-highest frequency (light blue) in each category. It can be seen that *Experience* is the diversity category that most consistently presents the four functions of describing, analyzing, reflecting and assessing limitations in SE studies. While also a dominant professional category (as discussed in RQ2), *Main Occupation* is mostly used to describe participants (76%) and is only used for reflection or assessing limitations in 10% of the studies in our sample. This leads us to conclude that **SE researchers use the Experience of participants consistently in the four functions of diversity we analyzed.** At least a quarter of the studies in our sample discusses the experience of participants when analyzing the results, outcomes, and limitations of their study. In contrast, **all other diversity categories are used mostly to describe participants, with no further reflection on its possible impact in the research.**

Some interesting patterns emerge when we look at the second most frequent function (light blue) per diversity category in Table V. We identified *Gender/sex*, *Location*, and *Language* as social diversity categories which researchers use more frequently to assess the study limitations. Often, these categories are used to discuss the limitations of the study’s generalizability (external validity). The following quote from Alsuhaibani *et al.* [43] is an example of the use of participation diversity to discuss the study’s limitations:

“With regards to external validity, we did not directly collect geolocation data. However, we did collect IP addresses, which gave us country information. From this we determined that participants came from 72 different countries, mainly from Europe and North America. Thus, we feel that the results are generalizable to a broad population.” [43]

Race and *Socioeconomic status* which are two eminent social diversity categories, were only reported in 4% and 1% of all studies in our sample, respectively. These two social diversity categories played a role when describing the participants but were not used in further analysis or reflection in any SE study we sampled. This finding leads us to the conclusion that although some SE researchers collect and report data about participants’ race and socioeconomic status, they do not use this data for further analysis or reflection in their research. This is not necessarily problematic. For example, considering to which extent the sample of research participants represents the demography is not necessarily linked to investigating social differences. However, especially in the case that participants are far from representing the demography, a further reflection on the impact of this fact on the results of the research might be important.

To conclude, diversity plays four major functions: describing, analyzing, reflecting upon and assessing the limitations of participants in SE studies. Our results indicate that in most studies, SE researchers report diversity when describing par-

ticipants. However, participant diversity is used less frequently by researchers when discussing the study results, reflecting on the study outcomes, or when assessing the study’s limitations.

V. DISCUSSION

A. Diversity Awareness Model for SE Participant Studies

While studying the extent to which SE participant studies report on the diversity of participants, we identified five types of studies which were distinguishable in terms of considering diversity in the overall research and publication approach. Based on these five types of studies, we propose a model for diversity awareness as shown in Table VI. The model contains five levels of diversity awareness and it can be helpful in assessing the level of diversity awareness of authors of a participant study and supporting SE researchers in reflecting on diversity.

In Table VI, we describe short fictional examples for each level. We refrain from providing real examples for all levels, as our goal is not to single out past studies but to discuss paths for improving future ones. Good examples, however, can help illustrate and guide SE researchers. As a good example of a study with high-level diversity awareness, we report on the work of Dias *et al.* [39]. The authors of this study demonstrate a high level of diversity awareness (level 4), as they consciously “choose” to include diversity and report in detail about their choice and the reasons for it.

“To foster diversity, when inviting the participants, we prioritize women and non-US based maintainers. We took this decision to avoid having too many “Silicon Valley” participants, as they are over-represented amongst OSS maintainers.” [39]

A few studies in our sample even reported the diversity of the researchers involved. The following quote from Gerosa *et al.* [44] shows how the authors report the diversity of the researchers. This indicates diversity awareness that goes beyond considering the diversity of research participants.

“we formed an international and diverse team of researchers, who are originally from South America (4), Europe (3), and Asia (1) and were working, at the time of this study, in North America (5), Europe (1), South America (1), and Australia (1). Seven researchers work in academia with extensive experience with OSS, and one researcher is a practitioner working in an OSS company.” [44]

B. Diversity Awareness Guidelines

It is difficult to determine the level of diversity awareness quantitatively. For example, reporting several diversity categories or stating that the gender diversity of participants was not considered because the research is not about gender does not necessarily mean a high level of diversity awareness. **It is the combination of reporting, analyzing, addressing and reflecting on the considerations of diversity that can**

demonstrate the diversity awareness of authors. Here, we propose questions that can guide researchers when self-assessing their diversity awareness that they apply on their research.

- Do you consider diversity in your research?
- Which diversity categories did you consider when selecting research participants?
- How do you make sure that your research participants are diverse (e.g., a demographic representation of society)?
- What recruitment efforts did you undertake to reach a demographic representation?
- Which groups/diversity categories are over represented?
- Which professional diversity categories do you consider (e.g., work experience, ...)?
- Which social diversity categories do you consider (e.g., gender, language, nationality, age, ...)?
- Which diversity categories do you NOT consider? Why do you not consider them?
- Which diversity categories might be relevant in the context of your research?
- Are you reporting your diversity considerations in your research publication?
- Are the diversity categories considered relevant to your research?

C. Impact on Society

We believe this research to have a significant impact on the design of future SE research, in particular research that includes research participants. Our work both highlights the importance of considering and reporting the diversity of participants as well as provides guiding questions to successfully integrate considerations of diversity and inclusion into the research design. Furthermore, our proposed model of diversity awareness helps researchers to self-assess and review their research to identify lacks which, otherwise, they would have missed. For research that includes participant studies, defining, selecting and recruiting research participants is an evident opportunity to consider and implement diversity and inclusion into research. The better diversity is considered and implemented in the research design the broader will be the acceptance and the benefit of the research and development for society.

VI. THREATS TO VALIDITY

In this section, we recognize the threats to validity of our research and discuss methods we applied in our research design to mitigate these threats.

Internal Validity: A threat to the internal validity of our research is the selection of our sample of participant studies. This process is described in Section III-C. The first author read all the abstracts from our selected venue to identify participant studies for our sample. There is a chance that participant studies were not included because the authors have not described their methodology in their abstract. To mitigate this threat of subjectivity, we took two steps. Firstly, whenever ambiguity arose, the first author read the entire paper to

TABLE VI
DIVERSITY AWARENESS MODEL FOR SE PARTICIPANT STUDIES.

<p>Level 0: Non Identifiable</p> <p>No reporting of the diversity of participants. No reporting of considerations of diversity for the selection of participants. No reflection on the lack of diversity (including statements such as “diversity (or gender) was not considered”).</p>
<p>Level 1: Beginner’s Level</p> <p>Mentioning some diversity categories, categories are limited. ✓ No further explanation on the relevance of the categories. No reporting of considerations of diversity for the selection of participants. No reflection on the lack of diversity and implications for research. Example: “20% of the research participants were women” (Study includes no further reflection on participants’ gender)</p>
<p>Level 2: Intermediate Level</p> <p>Mentioning of diversity categories. ✓ Reporting of the consideration of diversity for the selection of participants. ✓ Limited to no reflection on the lack of diversity and implications for research. Limited to no explanation on the relevance of the categories. Example: “Although we tried to reach a balanced representation of gender, only 20% of the research participants were women”</p>
<p>Level 3: Advanced Level</p> <p>Reporting the consideration of diversity in the selection of participants. ✓ Reflecting diversity (or the lack thereof) and implications for research. ✓ Explaining the relevance of the categories. ✓ Example: “We paid attention to diversity in recruiting participants. Since our study involves reaction time, vision, and other physical factors, we paid special attention to including participants of diverse ages and diverse physical abilities.”</p>
<p>Level 4: High Level</p> <p>Extensive reporting of the consideration of diversity in the selection of participants. ✓ Extensive reflection on diversity (or the lack thereof), implications for research, and improvement of research design. ✓ Extensive explanation and reflection of the relevance of particular categories for the research topic. ✓ Example: “We paid attention to diversity in recruiting participants in terms of gender, race, language, age. Since our study involves reaction time, vision, and other physical factors, we paid special attention to include participants of a broad diversity of age and diverse physical ability. However, the study design might have benefited from a greater diversity among the researchers. All researchers involved in this study are between 27-40 years old, 80% of the researchers are male, and no researcher has color vision deficiency or a physical disability.</p>

Note that diversity awareness can only be evaluated by considering the entire research report. In general, the level of diversity awareness cannot be determined from a single phrase. These example phrases only serve the purpose of illustrating how the levels can be distinguished from each other.

confirm (or not) its inclusion in the study. Secondly, if after verifying the contents of the paper there was still ambiguity, the research team discussed if the study would be considered part of the sample or removed. Given our sample consists of 105 participant studies, it is unlikely that any missing study would have drastically changed our overall results.

The classification of diversity categories in the coding scheme for RQ1 and RQ2 could also pose a threat to the internal validity of our findings. This is because this classification was done manually and can be regarded as subjective. However, to mitigate this threat, we took the following steps, described in Section III-D. First, we conducted a pilot study and met regularly for the duration of this study in order to discuss the classification of each diversity category in our pilot sample. Second, if ever there was ambiguity during coding, we discussed it among the authors to reach a consensus.

External Validity: A threat to external validity is that our selection sample was limited to the ICSE technical tracks of the 2019, 2020, and 2021 editions. ICSE is highly regarded

as a top-tier conference in the SE research community and even though choosing three years of sample papers is within industry standards (e.g., [25]), it is possible that our results might differ if we had selected a different venue for our sample. This might limit the generalizability of our results. However, we believe that our contributions of creating a coding scheme to identify diversity categories, the model for diversity awareness, and guidelines for diversity awareness would still remain valid.

Construct Validity: Our coding scheme poses a threat to our construct validity. We defined four different functions of diversity, namely describing, analyzing, reflecting and assessing limitations of participant diversity. These functions were based on our interpretation of what we thought were relevant functions for this research. However, we acknowledge that there could be other characterizations of different functions of diversity in participant studies. Our classification of diversity categories also poses a similar threat where the diversity categories we created could be labelled differently. However,

due to the lack of classification schemes in SE that suited our research, we felt the need to create our own classification scheme for diversity categories. Our approach to identifying diversity categories in SE participant studies is one of the contributions of our research that we hope to see in future works.

VII. CONCLUSION AND FUTURE WORK

In this paper, we examine the diversity considerations in SE participant studies. We apply content analysis to investigate participant studies from three ICSE technical tracks, from 2019 to 2021. Our investigation focused on understanding 1) the extent to which participants are described, 2) what diversity categories are more prominent in SE research, and 3) the function participant diversity serves in SE studies.

On one hand, our findings shed light on some positive remarks for the SE research community. Reporting participant diversity is a well-established practice, with studies reporting on multiple characteristics of participants. On the other hand, our results also point to some gaps/challenges that may need further addressing. Studies emphasize participants' professional backgrounds over their social backgrounds, which may prevent important reflections that are needed in a research community. Furthermore, participant diversity is often only reported initially in the studies, to describe participants, but is seldom analyzed or reflected upon, when researchers discuss their study results, outcomes and limitations. Our study sheds light on the strengths and gaps of diversity awareness in SE participant studies and provides a model that future studies can use to improve diversity awareness. This research is as a starting point for discussions about diversity awareness in SE participant research. There is a large potential for future work to assess the impact of the lack of diversity consideration in SE participant research, and its effect on representation and inclusion. Our model can also be applied to other engineering fields to uncover differences of reporting participant diversity across various engineering disciplines.

REFERENCES

- [1] A. Menezes and R. Prikładnicki, "Diversity in software engineering," in *Proceedings of the 11th International Workshop on Cooperative and Human Aspects of Software Engineering*, ser. CHASE '18. New York, NY, USA: Association for Computing Machinery, 2018, p. 45–48. [Online]. Available: <https://doi.org/10.1145/3195836.3195857>
- [2] V. Pieterse, D. G. Kourie, and I. P. Sonnekus, "Software engineering team diversity and performance," in *Proceedings of the 2006 Annual Research Conference of the South African Institute of Computer Scientists and Information Technologists on IT Research in Developing Countries*, ser. SAICSIT '06. ZAF: South African Institute for Computer Scientists and Information Technologists, 2006, p. 180–186. [Online]. Available: <https://doi.org/10.1145/1216262.1216282>
- [3] H. A. Patrick and V. R. Kumar, "Managing workplace diversity: Issues and challenges," *Sage Open*, vol. 2, no. 2, p. 2158244012444615, 2012.
- [4] L. Schiebinger, I. Klinge, H. Y. Paik, I. Sánchez de Madariaga, M. Schraudner, and M. Stefanick. (2011-2020) Gendered innovations in science, health & medicine, engineering, and environment. [Online]. Available: <http://genderedinnovations.stanford.edu/index.html>

- [5] J. Buolamwini and T. Gebru, "Gender shades: Intersectional accuracy disparities in commercial gender classification," in *Proceedings of the 1st Conference on Fairness, Accountability and Transparency*, ser. Proceedings of Machine Learning Research, S. A. Friedler and C. Wilson, Eds., vol. 81. PMLR, Feb 2018, pp. 77–91. [Online]. Available: <https://proceedings.mlr.press/v81/buolamwini18a.html>
- [6] C. Tannenbaum, R. Ellis, F. Eyssele, J. Zou, and L. Schiebinger, "Sex and gender analysis improves science and engineering," *Nature*, vol. 575, pp. 137–146, 11 2019.
- [7] D. Sarewitz, "This won't hurt a bit: Assessing and governing rapidly advancing technologies in a democracy," *The Future of Technology Assessment*, pp. 14–21, 01 2005.
- [8] M. Van Oudheusden and C. Shelley-Egan, "Rri futures: learning from a diversity of voices and visions," *Journal of Responsible Innovation*, vol. 8, pp. 1–9, 11 2021.
- [9] G. Oberleitner, *Understanding the Human Right to Science: CESCR General Comment No. 25 (2020)*, 1st ed., T. Tajmel, K. Starl, and S. Spintig, Eds. Münster/New York: Waxmann, 2021.
- [10] N. Al-Nashif, *A Human Rights-Based Approach to Equitable Access to STEM Education*, 1st ed., T. Tajmel, K. Starl, and S. Spintig, Eds. Münster/New York: Waxmann, 2021.
- [11] PAR-L. (2010) Calls to action: Human rights complaint concerning the canada research chairs program. policy, action, research list. [Online]. Available: https://www2.unb.ca/parl/CRC_index.htm
- [12] NSERC. (2022) Nserc guide on integrating equity, diversity and inclusion considerations in research. [Online]. Available: https://www.nserc-crsng.gc.ca/NSERC-CRSNG/Policies-Politiques/EDI_guidance-Conseils_EDI_eng.asp
- [13] E. Parliament and Council, "Regulation (eu) no 1291/2013 of the european parliament and of the council of 11 december 2013 establishing horizon 2020-the framework programme for research and innovation (2014-2020) and repealing decision no 1982/2006/ec." *Official Journal of the European Union*, vol. 20, no. 12, 2013.
- [14] S. Nkomo and M. Stewart, *Diverse identities in organizations.*, 01 2006, pp. 520–540.
- [15] M. Tamtik, "Mirroring society? tracing the logic of diversity in the canadian journal of higher education," *Canadian Journal of Higher Education*, vol. 51, no. 3, p. 127–144, Feb. 2022. [Online]. Available: <https://journals.sfu.ca/cjhe/index.php/cjhe/article/view/189125>
- [16] P. Zanoni and M. Janssens, "Deconstructing difference: The rhetoric of human resource managers' diversity discourses," *Organization studies*, vol. 25, no. 1, pp. 55–74, 2004.
- [17] M. Nagappan, T. Zimmermann, and C. Bird, "Diversity in software engineering research," in *Proceedings of the 2013 9th joint meeting on foundations of software engineering*, 2013, pp. 466–476.
- [18] G. Catolino, F. Palomba, D. A. Tamburri, A. Serebrenik, and F. Ferrucci, "Gender diversity and women in software teams: How do they affect community smells?" in *Proceedings of the 41st International Conference on Software Engineering: Software Engineering in Society*, ser. ICSE-SEIS '19. IEEE Press, 2019, p. 11–20. [Online]. Available: <https://doi.org/10.1109/ICSE-SEIS.2019.00010>
- [19] M. Burnett, A. Peters, C. Hill, and N. Elarief, "Finding gender-inclusiveness software issues with gendermag: A field investigation," in *Proceedings of the 2016 CHI Conference on Human Factors in Computing Systems*, ser. CHI '16. New York, NY, USA: Association for Computing Machinery, 2016, p. 2586–2598. [Online]. Available: <https://doi.org/10.1145/2858036.2858274>
- [20] H. S. Padala, C. Mendez, F. Fronchetti, I. Steinmacher, Z. Steine-Hanson, C. Hilderbrand, A. Horvath, C. Hill, L. Simpson, M. Burnett, M. Gerosa, and A. Sarma, "How gender-biased tools shape newcomer experiences in oss projects," *IEEE Trans. Softw. Eng.*, vol. 48, no. 1, p. 241–259, jan 2022. [Online]. Available: <https://doi.org/10.1109/TSE.2020.2984173>
- [21] A. Bosu and K. Z. Sultana, "Diversity and inclusion in open source software (oss) projects: Where do we stand?" in *2019 ACM/IEEE International Symposium on Empirical Software Engineering and Measurement (ESEM)*, Sep. 2019, pp. 1–11.
- [22] K. Albusays, P. Bjorn, L. Dabbish, D. Ford, E. Murphy-Hill, A. Serebrenik, and M.-A. Storey, "The diversity crisis in software development," *IEEE Software*, vol. 38, no. 2, pp. 19–25, 2021.
- [23] G. Rodriguez, R. Nadri, and M. Nagappan, "Perceived diversity in software engineering: a systematic literature review," *Empirical Software Engineering*, vol. 26, 09 2021.

- [24] H. Perera, W. Hussain, J. Whittle, A. Nurwidyantoro, D. Mougouei, R. A. Shams, and G. Oliver, "A study on the prevalence of human values in software engineering publications, 2015 – 2018," in *Proceedings of the ACM/IEEE 42nd International Conference on Software Engineering*, ser. ICSE '20. New York, NY, USA: Association for Computing Machinery, 2020, p. 409–420. [Online]. Available: <https://doi.org/10.1145/3377811.3380393>
- [25] M. A. Storey, N. A. Ernst, C. Williams, and E. Kalliamvakou, "The who, what, how of software engineering research: A socio-technical framework," *Empirical Softw. Engg.*, vol. 25, no. 5, p. 4097–4129, sep 2020. [Online]. Available: <https://doi.org/10.1007/s10664-020-09858-z>
- [26] V. Lenarduzzi, O. Dieste, D. Fucci, and S. Vegas, "Towards a methodology for participant selection in software engineering experiments: A vision of the future," in *Proceedings of the 15th ACM / IEEE International Symposium on Empirical Software Engineering and Measurement (ESEM)*, ser. ESEM '21. New York, NY, USA: Association for Computing Machinery, 2021. [Online]. Available: <https://doi.org/10.1145/3475716.3484273>
- [27] k. krippendorff and M. Bock, *The Content Analysis Reader*, 2009.
- [28] K. Krippendorff, *Content Analysis: An Introduction to Its Methodology*. SAGE Publications, 2018. [Online]. Available: <https://books.google.ca/books?id=nE1aDwAAQBAJ>
- [29] J. Saldaña, "The coding manual for qualitative researchers," *The coding manual for qualitative researchers*, pp. 1–440, 2021.
- [30] D. Damian and A. Zeller, "Message from the icse 2022 program chairs," in *2022 IEEE/ACM 44th International Conference on Software Engineering (ICSE)*, 2022, pp. xxxi–xxxii.
- [31] *ICSE '20: Proceedings of the ACM/IEEE 42nd International Conference on Software Engineering*. New York, NY, USA: Association for Computing Machinery, 2020.
- [32] M. Shaw, "Writing good software engineering research papers: Minitutorial," in *Proceedings of the 25th International Conference on Software Engineering*, ser. ICSE '03. USA: IEEE Computer Society, 2003, p. 726–736.
- [33] D. Zhao, Z. Xing, C. Chen, X. Xia, and G. Li, "Actionnet: Vision-based workflow action recognition from programming screencasts," in *Proceedings of the 41st International Conference on Software Engineering*, ser. ICSE '19. IEEE Press, 2019, p. 350–361. [Online]. Available: <https://doi.org/10.1109/ICSE.2019.00049>
- [34] H. Wu, W. Deng, X. Niu, and C. Nie, "Identifying key features from app user reviews," in *Proceedings of the 43rd International Conference on Software Engineering*, ser. ICSE '21. IEEE Press, 2021, p. 922–932. [Online]. Available: <https://doi.org/10.1109/ICSE43902.2021.00088>
- [35] C. Miller, P. Rodeghero, M.-A. Storey, D. Ford, and T. Zimmermann, *How Was Your Weekend? Software Development Teams Working From Home During COVID-19*. IEEE Press, 2021, p. 624–636. [Online]. Available: <https://doi.org/10.1109/ICSE43902.2021.00064>
- [36] R. Krueger, Y. Huang, X. Liu, T. Santander, W. Weimer, and K. Leach, "Neurological divide: An fmri study of prose and code writing," in *Proceedings of the ACM/IEEE 42nd International Conference on Software Engineering*, ser. ICSE '20. New York, NY, USA: Association for Computing Machinery, 2020, p. 678–690. [Online]. Available: <https://doi.org/10.1145/3377811.3380348>
- [37] T. Zhang, D. Yang, C. Lopes, and M. Kim, "Analyzing and supporting adaptation of online code examples," in *2019 IEEE/ACM 41st International Conference on Software Engineering (ICSE)*. IEEE, 2019, pp. 316–327.
- [38] A. Ju, H. Sajnani, S. Kelly, and K. Herzig, "A case study of onboarding in software teams: Tasks and strategies," in *2021 IEEE/ACM 43rd International Conference on Software Engineering (ICSE)*. IEEE, 2021, pp. 613–623.
- [39] E. Dias, P. Meirelles, F. Castor, I. Steinmacher, I. Wiese, and G. Pinto, "What makes a great maintainer of open source projects?" in *2021 IEEE/ACM 43rd International Conference on Software Engineering (ICSE)*. IEEE, 2021, pp. 982–994.
- [40] X. Xia, Z. Wan, P. S. Kochhar, and D. Lo, "How practitioners perceive coding proficiency," in *2019 IEEE/ACM 41st International Conference on Software Engineering (ICSE)*. IEEE, 2019, pp. 924–935.
- [41] N. Peitek, S. Apel, C. Parnin, A. Brechmann, and J. Siegmund, "Program comprehension and code complexity metrics: An fmri study," in *Proceedings of the 43rd International Conference on Software Engineering*, ser. ICSE '21. IEEE Press, 2021, p. 524–536. [Online]. Available: <https://doi.org/10.1109/ICSE43902.2021.00056>
- [42] C. R. C. Committee *et al.*, "Best practices in equity, diversity and inclusion in research," *Government of Canada*, vol. 22, 2021. [Online]. Available: <https://www.sshrc-crsh.gc.ca/funding-financement/nfrf-fnfr/edi-eng.aspx>
- [43] R. S. Alsuhailani, C. D. Newman, M. J. Decker, M. L. Collard, and J. I. Maletic, *On the Naming of Methods: A Survey of Professional Developers*. IEEE Press, 2021, p. 587–599. [Online]. Available: <https://doi.org/10.1109/ICSE43902.2021.00061>
- [44] M. Gerosa, I. Wiese, B. Trinkenreich, G. Link, G. Robles, C. Treude, I. Steinmacher, and A. Sarma, "The shifting sands of motivation: Revisiting what drives contributors in open source," in *Proceedings of the 43rd International Conference on Software Engineering*, ser. ICSE '21. IEEE Press, 2021, p. 1046–1058. [Online]. Available: <https://doi.org/10.1109/ICSE43902.2021.00098>