

# Robust empirical risk minimization via Newton’s method

Eirini Ioannou  
University of Edinburgh  
ei250@cantab.ac.uk

Muni Sreenivas Pydi  
LAMSADE, Université Paris Dauphine-PSL  
muni.pydi@lamsade.dauphine.fr

Po-Ling Loh  
University of Cambridge  
p1128@cam.ac.uk

## Abstract

We study a variant of Newton’s method for empirical risk minimization, where at each iteration of the optimization algorithm, we replace the gradient and Hessian of the objective function by robust estimators taken from existing literature on robust mean estimation for multivariate data. After proving a general theorem about the convergence of successive iterates to a small ball around the population-level minimizer, we study consequences of our theory in generalized linear models, when data are generated from Huber’s epsilon-contamination model and/or heavy-tailed distributions. We also propose an algorithm for obtaining robust Newton directions based on the conjugate gradient method, which may be more appropriate for high-dimensional settings, and provide conjectures about the convergence of the resulting algorithm. Compared to the robust gradient descent algorithm proposed by Prasad et al. (2020), our algorithm enjoys the faster rates of convergence for successive iterates often achieved by second-order algorithms for convex problems, i.e., quadratic convergence in a neighborhood of the optimum, with a stepsize that may be chosen adaptively via backtracking linesearch.

## 1 Introduction

Statistical estimation via classical procedures often depends on strong model assumptions, which only hold in the absence of outliers and other deviations. However, many real-life datasets do not typically follow these model assumptions, necessitating the use of robust statistical methods [14, 29, 22], which remain reasonably accurate even under deviations from the model assumptions. In this paper, we focus on situations where data are sampled from a small ball around a parametric distribution, according to Huber’s  $\epsilon$ -contamination model. In other words, we have samples of the form  $z_i \sim (1 - \epsilon)P_{\theta^*} + \epsilon Q$ , where  $Q$  is an arbitrary distribution and the goal is to estimate the unknown parameter  $\theta^*$  based on an observed data set  $\{z_i\}_{i=1}^n$ . We also analyze the behavior of the same algorithms in situations where data are generated from a heavy-tailed distribution. Although the parameter corresponds to the true data-generating distribution, “outliers” are observed in the data set due to random sampling, and the goal is to obtain an estimator with similar high-probability guarantees as in the case of standard parameter estimation techniques for lighter-tailed distributions.

Classical robust statistics [14] suggests the use of  $M$ -estimators, which involve optimizing an appropriate loss function over the space of parameters. More specifically, suppose we wish to estimate the parameter  $\theta^* = \arg \min_{\theta \in \Theta} \mathcal{R}(\theta)$ , where the risk  $\mathcal{R}(\theta) = \mathbb{E}[\mathcal{L}(\theta, (x, y))]$  is the expectation of a loss function. In practice, one uses an empirical risk minimizer  $\hat{\theta} \in \arg \min_{\theta \in \Theta} \frac{1}{n} \sum_{i=1}^n \mathcal{L}(\theta, (x_i, y_i))$ .

Standard theory of parametric statistics shows that the optimal choice of  $\mathcal{L}$  corresponds to the log-likelihood function when data are not contaminated. However, taking into account  $\epsilon$ -contamination leads to the use of other losses such as the Huber loss, which can be shown to be optimal in a min-max sense when the uncontaminated data are normally distributed [14]. Similarly, while the least-squares loss corresponds to maximum likelihood for Gaussian errors, minimizing a different loss function may be advantageous in the case of heavy-tailed data.

In this paper, we adopt an alternative approach inspired by optimization methods [2]. Rather than seeking to design a robust loss, we introduce robustness into the estimation algorithm by implementing robust updates in an iterative second-order optimization procedure. Our work is directly inspired by the work of Prasad et al. [28], who proposed and analyzed a first-order version of this method. Our algorithm, which we call “robust Newton’s method,” utilizes the *AgnosticMean* algorithm from Lai et al. [15] in the Huber contamination setting to obtain robust gradient and Hessian estimates on each iterate of our algorithm. Moreover, given appropriate assumptions, we prove that the rate of convergence of this algorithm is faster than that of robust gradient descent, and successive iterates converge quadratically to a small ball around  $\theta^*$ . Furthermore, a suitable stepsize may be determined adaptively using a robust variant of backtracking linesearch. Our analysis of the Newton iterates is fairly general, and can be used to derive convergence guarantees when alternative procedures are employed for gradient/Hessian estimation. We consequently propose a method based on the conjugate gradient method [30] for obtaining approximate Newton directions which may be useful in higher dimensions, and discuss some conjectures about the corresponding convergence rate on  $\epsilon$ -contaminated data.

## 1.1 Related Work

Here, we discuss several other general approaches to robust empirical risk minimization which have appeared in the literature. A variety of algorithms have been proposed based on median-of-means estimators, which give a robust alternative to a mean estimator (a more detailed description is provided in Section 2.4 below). Median-of-mean tournaments [21, 20, 19] provide a method for comparing pairs of candidate regression functions based on the number of blocks in which the empirical mean of the loss function is smaller for one function than the other. The final estimator is a function which “wins” the most pairwise matches among other candidate functions. Another use of median-of-means estimators derives an estimator by considering a “minimaximization” problem formed by increments of the objective function, where a median-of-means estimate is used in place of the expectation appearing in the population-level version of the problem [16, 17, 7]. Finally, and more similar in spirit to the approach taken in our paper, we mention a method which involves modifying gradient descent by computing a gradient with respect to a median block on each iteration [18]. The median block is defined as the block with the smallest empirical mean (with respect to the objective function value) on the current iteration. Excess risk bounds are then derived for a class of binary classification problems, where a certain fraction of the data are arbitrarily generated outliers and the rest are drawn i.i.d. from the uncontaminated model.

The SEVER algorithm [9] also operates via an appropriate modification of an iterative optimization procedure. It uses any “approximate learner” algorithm, which can find an approximate critical point of an empirical risk minimization problem, as a subroutine (e.g., gradient descent, stochastic gradient descent, or Newton’s method). On successive iterations, the SEVER algorithm filters out data points by applying the approximate learner to the currently remaining set of data points and then filtering out any points with outlying gradients computed at the parameter chosen by the approximate learner. Statistical error bounds are derived for the output of the SEVER algorithm on classification and regression problems, where data are drawn from a possibly heavy-tailed

model and then corrupted by a small fraction of adversarial outliers.

Finally, our work is most closely related to the work of Prasad et al. [28], which may be seen as a first-order version of our second-order algorithm. In that paper, the authors propose to perform parameter estimation by running a variant of gradient descent on the empirical risk objective, where successive gradients are computed by treating each gradient computation as an approximation of a population-level mean, and then applying a robust mean estimation procedure for multivariate data. As in our work, they use the mean estimation algorithm by Lai et al. [15] for their multivariate estimation procedure in the case of Huber’s  $\epsilon$ -contamination model. They also derive statistical error bounds for successive iterates, which hold with high probability. The main difference with our work is that we are able to derive faster rates of convergence due to the use of second-order algorithms, while enjoying the broad applicability of their approach.

## 1.2 Outline

The remainder of our paper is organized as follows: In Section 2, we discuss the setup of the problem we are aiming to solve. In Section 3, we introduce our novel robust Newton’s method and present two theorems concerning its convergence. In Section 4, we discuss applications of our general theory to generalized linear models. In Section 5, we provide some illustrative numerical results and comparisons. In Section 6, we present a version of robust Newton’s method based on the conjugate gradient method and provide some conjectures. Finally, we conclude our paper with a discussion of open directions in Section 7.

## 1.3 Notation

For a matrix  $A \in \mathbb{R}^{p \times p}$ , we use  $\|A\|_2$  to denote the spectral norm,  $\lambda_{\min}(A)$  to denote the minimum eigenvalue, and  $\text{tr}(A)$  to denote the trace. We use  $c, C, c_1, C_1, c_2, C_2, \dots$  to denote universal positive constants whose specific values may change from line to line. For functions  $f(n)$  and  $g(n)$ , we write  $f(n) = O(g(n))$  to mean that  $f(n) \leq Cg(n)$  for some constant  $C > 0$ , and also write  $f(n) \lesssim g(n)$  and  $g(n) \gtrsim f(n)$ . We write  $f(n) \asymp g(n)$  when both inequalities hold simultaneously.

## 2 Background

We consider a parametric estimation problem, wherein the data  $\{z_i\}_{i=1}^n \subseteq \mathcal{Z}$  sampled from a true distribution  $P$  are to be fit to a model with parameter  $\theta \in \Theta$ . A loss function  $\mathcal{L} : \Theta \times \mathcal{Z} \rightarrow \mathbb{R}$  measures the goodness of fit of the model. The optimal parameter  $\theta^* \in \Theta$  minimizes the population risk of the model, which is the expected loss incurred by the model over the true data distribution:

$$\theta^* = \underset{\theta \in \Theta}{\operatorname{argmin}} \mathcal{R}(\theta) := \mathbb{E}_{z \sim P}[\mathcal{L}(\theta, z)]. \quad (1)$$

Given  $n$  i.i.d. data points  $\{z_i\}_{i=1}^n$  sampled from the true distribution  $P$ , the goal in empirical risk minimization (ERM) is to estimate the parameter  $\hat{\theta}_n$  that minimizes the empirical risk of the model, which is the average loss incurred by the model over the  $n$  data points:

$$\hat{\theta}_n = \underset{\theta \in \Theta}{\operatorname{argmin}} \hat{\mathcal{R}}_n(\theta) := \frac{1}{n} \sum_{i=1}^n \mathcal{L}(\theta, z_i). \quad (2)$$

## 2.1 Examples

**Linear regression:** In linear regression, data  $z \in \mathcal{Z}$  are of the form  $z = (x, y) \in \mathbb{R}^p \times \mathbb{R}$ , where the covariate  $x$  and response  $y$  are related via

$$y = x^T \theta^* + w,$$

where  $w \in \mathbb{R}$  is noise that is sampled independently from  $x$  and  $y$ . The loss function we use for this model is the squared loss function,

$$\mathcal{L}(\theta, (x, y)) = \frac{1}{2}(y - x^T \theta)^2.$$

**Generalized linear models:** In a generalized linear model (GLM), data  $z = (z, y) \in \mathbb{R}^p \times \mathbb{R}$  are sampled from a true distribution  $P$  that satisfies the following relation on the conditional probability of  $x$  given  $y$ :

$$P(y|x) \propto \exp\left(\frac{yx^T \theta^* - \Phi(x^T \theta^*)}{c(\sigma)}\right), \quad (3)$$

where  $c(\sigma)$  is the scale parameter and  $\Phi : \mathbb{R} \rightarrow \mathbb{R}$  is a convex link function. The loss function we use for a GLM is the negative log-likelihood,

$$\mathcal{L}(\theta, (x, y)) = -yx^T \theta + \Phi(x^T \theta). \quad (4)$$

## 2.2 Optimization Algorithms

In practice, we seek efficient algorithms for solving the ERM problem (1). A popular algorithm is gradient descent [1]. Given an initial guess for the parameter  $\theta_0 \in \Theta$  and a stepsize  $\eta$ , the gradient descent algorithm generates a sequence of iterates  $\{\theta_t\}_{t=1}^\infty$ , as follows:

$$\theta_{t+1} = \theta_t - \eta \nabla \mathcal{R}(\theta_t).$$

Another popular algorithm is Newton's method [30, 2], whose iterates are given by the following update equation:

$$\theta_{t+1} = \theta_t - (\nabla^2 \mathcal{R}(\theta_t))^{-1} \nabla \mathcal{R}(\theta_t). \quad (5)$$

Whereas gradient descent uses only gradient information at the current iterate  $\theta_t$ , Newton's method uses both gradient and Hessian information at the current iterate.

## 2.3 Huber's $\epsilon$ -Contamination Model

In Huber's  $\epsilon$ -contamination model, samples are drawn from a mixture distribution of the form

$$P_\epsilon = (1 - \epsilon)P + \epsilon Q, \quad (6)$$

where  $P$  is the true data distribution and  $Q$  is an arbitrary noise distribution. The goal is to estimate a parameter  $\theta^* \in \Theta$  corresponding to the uncontaminated component  $P$ , given  $n$  i.i.d. samples drawn from the corrupted distribution  $P_\epsilon$ .

Huber's contamination model is a classical model studied in robust statistics [14, 29, 22], with many exciting theoretical breakthroughs in estimation and inference. More recently, as robust

statistics received renewed attention in the theoretical computer science community, additional questions were raised, particularly concerning computational tractability for optimal robust estimators in high dimensions. The contemporaneous work of Lai et al. [15] and Diakonikolas et al. [8] studied computationally-tractable mean estimation in multivariate Gaussian settings, where the former paper studied contamination with respect to Huber’s model and the latter paper studied a stronger form of “adversarial” contamination. The subroutine which we call Algorithm 1 comes from Lai et al. [15]—we state it in the slightly adapted version studied in Prasad et al. [28].

---

**Algorithm 1** Huber Estimator

---

**Require:** Samples  $S = \{s_i\}_{i=1}^n$ , Corruption level  $\epsilon$ , Dimension  $p$ , Failure probability  $\delta$

- 1: **function** HUBERESTIMATOR( $S = \{s_i\}_{i=1}^n, \epsilon, p, \delta$ )
- 2:   Set  $\tilde{S} = \text{HUBEROUTLIERTRUNCATION}(S, \epsilon, p, \delta)$
- 3:   **if**  $p = 1$  **then**
- 4:     **return**  $\text{mean}(\tilde{S})$
- 5:   **else**
- 6:     Compute  $\Sigma_{\tilde{S}}$ , the covariance matrix of  $\tilde{S}$
- 7:     Compute  $V$ , the span of the top  $p/2$  principal components of  $\Sigma_{\tilde{S}}$  and  $W$ , its complement
- 8:     Set  $S_1 := P_V(\tilde{S})$ , where  $P_V$  is the projection operation onto  $V$
- 9:     Set  $\hat{\mu}_V := \text{HUBERESTIMATOR}(S_1, \epsilon, p/2, \delta)$
- 10:     Set  $\hat{\mu}_W := \text{mean}(P_W \tilde{S})$
- 11:     Set  $\hat{\mu} \in \mathbb{R}^p$  such that  $P_V(\hat{\mu}) = \hat{\mu}_V$  and  $P_W(\hat{\mu}) = \hat{\mu}_W$
- 12:     **return**  $\hat{\mu}$ .
- 13:   **end if**
- 14: **end function**
- 15: **function** HUBEROUTLIERGRADIENTTRUNCATION( $S, \epsilon, p, \delta$ )
- 16:   **if**  $p = 1$  **then**
- 17:     Let  $[a, b]$  be the smallest interval containing  $\left(1 - \epsilon - C \sqrt{\frac{\log(|S|/\delta)}{|S|}}\right) (1 - \epsilon)$  fraction of points
- 18:      $\tilde{S} \leftarrow S \cap [a, b]$
- 19:     **return**  $\tilde{S}$
- 20:   **else**
- 21:     Let  $[S]_i$  be the samples with the  $i^{\text{th}}$  coordinates only,  $[S]_i = \{\langle x, e_i \rangle \mid x \in S\}$
- 22:     **for**  $i = 1$  to  $p$  **do**
- 23:        $a[i] = \text{HUBERESTIMATOR}([S]_i, \epsilon, 1, \delta/p)$
- 24:     **end for**
- 25:     Let  $B(r, a)$  be the ball of smallest radius centered at  $a$  containing  $(1 - \epsilon - C_p \left(\sqrt{\frac{p}{|S|} \log\left(\frac{|S|}{p\delta}\right)}\right) (1 - \epsilon)$  fraction of points in  $S$
- 26:      $\tilde{S} \leftarrow S \cap B(r, a)$
- 27:     **return**  $\tilde{S}$
- 28:   **end if**
- 29: **end function**

---

## 2.4 Heavy-Tailed Model

In the heavy-tailed model, we assume that data are drawn i.i.d. from a distribution with some number of finite moments. Note that the heavy-tailed model does not involve a contaminating distribution  $Q$ . However, the i.i.d. data may still appear to have “outlier” points due to random sampling.

A popular approach for heavy-tailed mean estimation in the probably approximately correct (PAC) framework—obtaining high-probability deviation bounds which are as tight as possible under minimal distributional assumptions—is to use a median-of-means (MOM) estimator. Roughly speaking, data are randomly partitioned into blocks, the mean of each block is computed, and the median of all of the block means is returned as the estimator. In multiple dimensions, different notions of medians exist, leading to different flavors of MOM estimators. For a more detailed overview, see the survey [19] and the references cited therein. The MOM algorithm is summarized in Algorithm 2. In particular, we will employ a version of the algorithm from Minsker [24], which combines the mean estimates using the geometric median, i.e., the point which minimizes the sum of  $\ell_2$ -distances to the block means.

---

### Algorithm 2 Heavy-Tailed Estimator

---

**Require:** Samples  $S = \{s_i\}_{i=1}^n$ , Failure probability  $\delta$

- 1: **function** HEAVYTAILEDESTIMATOR( $S = \{s_i\}_{i=1}^n, \delta$ )
- 2:   Set  $b = 1 + \lceil 3.5 \log 1/\delta \rceil$ , the number of buckets
- 3:   Partition  $S$  into  $b$  blocks  $B_1, \dots, B_b$ , each of size  $\lfloor n/b \rfloor$
- 4:   **for**  $i = 1 \dots n$  **do**
- 5:      $\hat{\mu}_i = \frac{1}{|B_i|} \sum_{s \in B_i} s$
- 6:   **end for**
- 7:   Set  $\hat{\mu} = \operatorname{argmin}_{\mu} \sum_{i=1}^b \|\mu - \hat{\mu}_i\|_2$
- return**  $\hat{\mu}$
- 8: **end function**

---

## 3 Robust Newton’s Method

We now present our variant of robust Newton’s method. At each iterate, we will use gradient and Hessian estimates ( $g(\theta), H(\theta)$ ) in place of  $(\nabla \mathcal{R}(\theta), \nabla^2 \mathcal{R}(\theta))$  in the update equation (5). We assume that these estimates satisfy the conditions described in the following definitions:

**Definition 1.** (Prasad et al. [28]) A function  $g(\theta)$  is a *robust gradient estimator* for a data set  $S = \{z_i\}_{i=1}^n$ , if for functions  $\alpha_g$  and  $\beta_g$ , with probability at least  $1 - \delta$ , at any fixed  $\theta \in \Theta$ , the estimator satisfies the following inequality:

$$\|g(\theta) - \nabla \mathcal{R}(\theta)\|_2 \leq \alpha_g(n, \delta) \|\theta - \theta^*\|_2 + \beta_g(n, \delta). \quad (7)$$

**Definition 2.** A function  $H(\theta)$  is a *robust Hessian estimator* for a data set  $S = \{z_i\}_{i=1}^n$ , if for functions  $\alpha_h$  and  $\beta_h$ , with probability at least  $1 - \delta$ , at any fixed  $\theta \in \Theta$ , the estimator satisfies the following inequality:

$$\|H(\theta) - \nabla^2 \mathcal{R}(\theta)\|_2 \leq \alpha_h(n, \delta) \|\theta - \theta^*\|_2 + \beta_h(n, \delta). \quad (8)$$

Successive iterates then take the form

$$\theta_{t+1} = \theta_t - \alpha_t H(\theta_t)^{-1} g(\theta_t),$$

where  $\alpha_t$  is chosen via a version of backtracking linesearch [2]. The exit condition of backtracking linesearch differs from its non-robust version in that function evaluations are replaced by robust estimates (cf. Lemmas 7 and 8 below) and an extra tolerance parameter  $\zeta$  is included. The full algorithm is provided in Algorithm 3.

---

**Algorithm 3** Robust Newton’s Method

---

**Require:** Data samples  $S = \{z_i\}_{i=1}^n$ , Number of iterations  $T$ , Initial guess  $\theta_0 \in \Theta$ , Backtracking linesearch parameters  $\kappa_1 \in (0, 0.5)$ ,  $\kappa_2 \in (0, 1)$ , and  $\zeta$

- 1: **function** ROBUSTNEWTON( $S, \xi, \theta_0, \kappa_1, \kappa_2, \zeta$ )
- 2:   **for**  $t = 0$  to  $T - 1$  **do**
- 3:     Compute losses  $\{\mathcal{L}(\theta_t, z_i)\}_{i=1}^n$  and gradients  $\{\nabla \mathcal{L}(\theta_t, z_i)\}_{i=1}^n$
- 4:     Compute gradient estimate  $g(\theta_t) = \text{ROBUSTGRADIENTESTIMATE}(S, \theta_t)$
- 5:     Compute Hessian estimate  $H(\theta_t) = \text{ROBUSTHESSIANESTIMATE}(S, \theta_t)$
- 6:     Compute Newton step  $\Delta\theta_{nt} = -H(\theta_t)^{-1}g(\theta_t)$
- 7:     Compute stepsize  $\alpha = \text{BACKTRACKINGLINESEARCH}(S, \theta_t, \Delta\theta_{nt}, g(\theta_t), \kappa_1, \kappa_2, \zeta)$
- 8:     Update  $\theta_{t+1} = \theta_t + \alpha\Delta\theta_{nt}$
- 9:   **end for**
- 10:   **return**  $\theta_T$
- 11: **end function**
- 12: **function** BACKTRACKINGLINESEARCH( $(S, \theta, \Delta\theta_{nt}), g(\theta), \kappa_1, \kappa_2, \zeta$ )
- 13:   Set  $\alpha = 1$
- 14:   **while**  $\text{ROBUSTESTIMATE}(\{\mathcal{L}(\theta + \alpha\Delta\theta_{nt}, z_i)\}_{i=1}^n) > \text{ROBUSTESTIMATE}(\{\mathcal{L}(\theta, z_i)\}_{i=1}^n) + \kappa_1\alpha g(\theta)\Delta\theta_{nt} + \zeta$  **do**
- 15:     Update  $\alpha = \kappa_2\alpha$
- 16:   **end while**
- 17:   **return**  $\alpha$
- 18: **end function**

---

### 3.1 General Analysis for Robust Newton’s Method

For the results of this section, we assume that  $f(\theta) := \mathcal{R}(\theta)$  is twice-differentiable and satisfies the Lipschitz condition  $\|\nabla^2 f(\theta_1) - \nabla^2 f(\theta_2)\|_2 \leq L\|\theta_1 - \theta_2\|_2$ , for all  $\theta_1, \theta_2$ . We also assume that  $f$  satisfies the strong convexity and smoothness conditions  $mI \preceq \nabla^2 f(\theta) \preceq MI$ , for all  $\theta$  close enough to the initialization  $\theta_0$ . (We will verify these conditions for GLMs in Propositions 1 and 2 below.) Finally, we will assume that at each iterate, the gradient and Hessian estimates  $g(\theta)$  and  $H(\theta)$  satisfy inequalities (7) and (8), respectively. As demonstrated in Theorems 3 and 4 later, the last condition can typically be justified w.h.p. via a union bound. Observe that in this setting, the unique global minimum of  $f$  is the true parameter  $\theta^*$ .

The first result shows that if  $\|\nabla f(\theta_0)\|_2$  is sufficiently small, the backtracking linesearch procedure will always choose stepsize 1. (This is known as the “pure Newton” phase.) Furthermore, successive iterates converge at a geometric rate to a small ball around  $\theta^*$ . Recall that the parameters  $(\kappa_1, \kappa_2)$  of backtracking linesearch are defined as in Algorithm 3.

**Theorem 1.** Suppose  $\|\nabla f(\theta_0)\|_2 < \eta$ , where

$$\eta := \frac{m^2}{8L} \cdot \min \{3(1 - 2\kappa_1), 2\}. \quad (9)$$

Suppose the gradient and Hessian errors satisfy the bounds

$$\gamma_g := \frac{2\eta\alpha_g}{m} + \beta_g \leq \eta, \quad \text{and} \quad \gamma_h := \frac{2\eta\alpha_h}{m} + \beta_h \leq \frac{m}{2}. \quad (10)$$

Also suppose the robust estimates satisfy

$$|\text{ROBUSTESTIMATE}(\{\mathcal{L}(\theta_t + \alpha\Delta\theta_t, z_i)\}_{i=1}^n) - f(\theta_t + \alpha\Delta\theta_t)| \leq \frac{\zeta}{4}, \quad (11)$$

for each evaluation of backtracking linesearch, where we set the linesearch parameter to be

$$\zeta \geq \frac{8\gamma_g\eta}{m} + \frac{16\gamma_h\eta^2}{m^2}. \quad (12)$$

Then backtracking linesearch chooses unit steps on all successive iterates, and we have  $\|\nabla f(\theta_t)\|_2 < \eta$  and

$$\|\theta_t - \theta^*\|_2 \leq \frac{m}{L} \left(\frac{1}{2}\right)^{2^t} + \frac{6c_2}{m} \quad (13)$$

for all  $t \geq 1$ , where

$$c_2 = \eta \left( \frac{4\gamma_g L}{m^2} + \frac{2\gamma_h}{m} \right) + \frac{2L\gamma_g^2}{m^2} + \gamma_g + \frac{2\gamma_g\gamma_h}{m},$$

and we further assume that  $(\gamma_g, \gamma_h)$  are small enough so that

$$c_2 \leq \min \left\{ \frac{\eta}{2}, \frac{m^2}{24L} \right\}. \quad (14)$$

*Proof.* Our first step is to show that backtracking linesearch chooses unit steps whenever the gradient is small, i.e.,  $\|\nabla f(\theta_t)\|_2 < \eta$ . In other words, we want to prove that

$$\tilde{f}(\theta + \Delta\theta_{nt}) \leq \tilde{f}(\theta) - \kappa_1 \tilde{\lambda}(\theta)^2 + \zeta,$$

where  $\theta = \theta_t$  denotes the iterate,  $\tilde{f}$  denotes the robust estimate of  $f$ , and we have defined the noisy Newton decrement

$$\tilde{\lambda}(\theta) := (g(\theta)^T H^{-1}(\theta) g(\theta))^{1/2}. \quad (15)$$

Recall that  $\Delta\theta_{nt} = -H(\theta_t)^{-1}g(\theta_t)$ . Note that since  $\|\nabla f(\theta_t)\|_2 < \eta$ , we have [2, Equation (9.11)]

$$\|\theta_t - \theta^*\|_2 \leq \frac{2}{m} \|\nabla f(\theta_t)\|_2 < \frac{2\eta}{m} := \gamma_0. \quad (16)$$

In particular, this implies a bound of  $\gamma_g := \alpha_g\gamma_0 + \beta_g$  on the error of the gradient, and a bound of  $\gamma_h := \alpha_h\gamma_0 + \beta_h$  on the error of the Hessian, according to Definitions 1 and 2. We will show that

$$f(\theta + \Delta\theta_{nt}) \leq f(\theta) - \kappa_1 \tilde{\lambda}(\theta)^2 + \frac{\zeta}{2}, \quad (17)$$

from which the desired result clearly follows by the accuracy bound (11) on the robust estimates and the triangle inequality.



Note that  $\tilde{\lambda}(\theta)^2 = \Delta\theta_{nt}^T H(\theta) \Delta\theta_{nt}$ , implying that

$$\tilde{\lambda}(\theta)^2 \geq (m - \gamma_h) \|\Delta\theta_{nt}\|_2^2 > \frac{m}{2} \|\Delta\theta_{nt}\|_2^2 \quad (18)$$

(where we assume  $\gamma_h \leq \frac{m}{2}$ ). Furthermore, by the Lipschitz condition, for  $u \geq 0$ , we have

$$\|\nabla^2 f(\theta + u\Delta\theta_{nt}) - \nabla^2 f(\theta)\|_2 \leq uL \|\Delta\theta_{nt}\|_2,$$

so

$$|\Delta\theta_{nt}^T (\nabla^2 f(\theta + u\Delta\theta_{nt}) - \nabla^2 f(\theta)) \Delta\theta_{nt}| \leq uL \|\Delta\theta_{nt}\|_2^3. \quad (19)$$

Defining  $\bar{f}(u) := f(\theta + u\Delta\theta_{nt})$ , we have  $\bar{f}''(u) = \Delta\theta_{nt}^T \nabla^2 f(\theta + u\Delta\theta_{nt}) \Delta\theta_{nt}$ , so we can rewrite inequality (19) as

$$|\bar{f}''(u) - \bar{f}''(0)| \leq uL \|\Delta\theta_{nt}\|_2^3,$$

implying that

$$\bar{f}''(u) \leq \bar{f}''(0) + uL \|\Delta\theta_{nt}\|_2^3 \leq \bar{f}''(0) + uL \left(\frac{2}{m}\right)^{3/2} \tilde{\lambda}(\theta)^3,$$

using inequality (18). Integrating with respect to  $u$  gives

$$\bar{f}'(u) \leq \bar{f}'(0) + u\bar{f}''(0) + \frac{u^2 L}{2} \left(\frac{2}{m}\right)^{3/2} \tilde{\lambda}(\theta)^3,$$

and a second integration gives

$$\bar{f}(u) \leq \bar{f}(0) + u\bar{f}'(0) + \frac{u^2}{2} \bar{f}''(0) + \frac{u^3 L}{6} \left(\frac{2}{m}\right)^{3/2} \tilde{\lambda}(\theta)^3. \quad (20)$$

Now note that

$$\begin{aligned} \bar{f}'(0) &= \nabla f(\theta)^T \Delta\theta_{nt} \\ &= -\nabla f(\theta)^T H^{-1}(\theta) g(\theta) \\ &= -\tilde{\lambda}(\theta)^2 + (g(\theta) - \nabla f(\theta)) H^{-1}(\theta) g(\theta) \\ &\leq -\tilde{\lambda}(\theta)^2 + \gamma_g \frac{1}{m - \gamma_h} (\|\nabla f(\theta)\|_2 + \gamma_g) \\ &\leq -\tilde{\lambda}(\theta)^2 + \gamma_g \frac{1}{m - \gamma_h} (\eta + \gamma_g), \end{aligned} \quad (21)$$

whereas

$$\begin{aligned} \bar{f}''(0) &= \Delta\theta_{nt}^T \nabla^2 f(\theta) \Delta\theta_{nt} \\ &= \tilde{\lambda}(\theta)^2 + \Delta\theta_{nt}^T (\nabla^2 f(\theta) - H(\theta)) \Delta\theta_{nt} \\ &\leq \tilde{\lambda}(\theta)^2 + \gamma_h \|\Delta\theta_{nt}\|_2^2 \\ &\leq \tilde{\lambda}(\theta)^2 \left(1 + \frac{2\gamma_h}{m}\right), \end{aligned} \quad (22)$$

using the bound (18) in the last inequality. Plugging inequalities (21) and (22) into inequality (20) (with  $u = 1$ ) then gives

$$f(\theta + \Delta\theta_{nt}) \leq f(\theta) + \left(-\tilde{\lambda}(\theta)^2 + \frac{\gamma_g(\eta + \gamma_g)}{m - \gamma_h}\right) + \frac{\tilde{\lambda}(\theta)^2}{2} \left(1 + \frac{2\gamma_h}{m}\right) + \frac{L}{6} \left(\frac{2}{m}\right)^{3/2} \tilde{\lambda}(\theta)^3.$$

Finally, note that

$$\tilde{\lambda}(\theta) \leq \|H^{-1/2}(\theta)\|_2 \cdot \|g(\theta)\|_2 \leq \frac{\|\nabla f(\theta)\|_2 + \gamma_g}{\sqrt{m - \gamma_h}} \leq \frac{\eta + \gamma_g}{\sqrt{m - \gamma_h}}.$$

Since

$$\zeta \geq 2 \left( \frac{\gamma_g \cdot 2\eta}{m/2} + \frac{\gamma_h}{m} \left( \frac{2\eta}{\sqrt{m/2}} \right)^2 \right)$$

and using the assumptions  $\gamma_h \leq \frac{m}{2}$  and  $\gamma_g \leq \eta$ , we then have

$$f(\theta + \Delta\theta_{nt}) \leq f(\theta) - \tilde{\lambda}(\theta)^2 \left( \frac{1}{2} - \frac{L}{6} \left( \frac{2}{m} \right)^{3/2} \tilde{\lambda}(\theta) \right) + \frac{\zeta}{2}.$$

In particular, if  $\tilde{\lambda}(\theta) \leq \frac{3-6\kappa_1}{L(2/m)^{3/2}}$ , which is guaranteed if  $\eta$  is chosen sufficiently small so

$$\frac{\eta + \gamma_g}{\sqrt{m - \gamma_h}} \leq \frac{3 - 6\kappa_1}{L(2/m)^{3/2}},$$

then inequality (17) is indeed satisfied. We can guarantee this last inequality by taking  $\eta \leq \frac{3m^2(1-2\kappa_1)}{8L}$ , assuming  $\gamma_h \leq \frac{m}{2}$  and  $\gamma_g \leq \eta$ .

To derive the geometric convergence rate (13), we will use induction. We first establish an inequality of the form

$$\|\nabla f(\theta + \Delta\theta_{nt})\|_2 \leq c_1 \|\nabla f(\theta)\|_2^2 + c_2, \quad (23)$$

assuming  $\|\nabla f(\theta)\|_2 < \eta$ . Note that

$$\begin{aligned} \|\nabla f(\theta + \Delta\theta_{nt})\|_2 &= \|\nabla f(\theta + \Delta\theta_{nt}) - g(\theta) - H(\theta)\Delta\theta_{nt}\|_2 \\ &\leq \|\nabla f(\theta + \Delta\theta_{nt}) - \nabla f(\theta) - \nabla^2 f(\theta)\Delta\theta_{nt}\|_2 + \gamma_g + \gamma_h \|\Delta\theta_{nt}\|_2 \\ &= \left\| \int_0^1 (\nabla^2 f(\theta + u\Delta\theta_{nt}) - \nabla^2 f(\theta)) \Delta\theta_{nt} du \right\|_2 + \gamma_g + \gamma_h \|\Delta\theta_{nt}\|_2 \\ &\leq \frac{L}{2} \|\Delta\theta_{nt}\|_2^2 + \gamma_g + \gamma_h \|\Delta\theta_{nt}\|_2, \end{aligned} \quad (24)$$

using the Lipschitz condition in the second inequality. Next, we use the bound

$$\|\Delta\theta_{nt}\|_2 = \|H^{-1}(\theta)g(\theta)\|_2 \leq \frac{1}{m - \gamma_h} (\|\nabla f(\theta)\|_2 + \gamma_g) \leq \frac{2}{m} (\|\nabla f(\theta)\|_2 + \gamma_g),$$

assuming  $\gamma_h \leq \frac{m}{2}$ . Plugging back into inequality (24) gives

$$\begin{aligned} \|\nabla f(\theta + \Delta\theta_{nt})\|_2 &\leq \frac{L}{2} \left( \frac{2(\|\nabla f(\theta)\|_2 + \gamma_g)}{m} \right)^2 + \gamma_g + \gamma_h \left( \frac{2(\|\nabla f(\theta)\|_2 + \gamma_g)}{m} \right) \\ &= \frac{2L}{m^2} \|\nabla f(\theta)\|_2^2 + \|\nabla f(\theta)\|_2 \left( \frac{4\gamma_g L}{m^2} + \frac{2\gamma_h}{m} \right) + \left( \frac{2L\gamma_g^2}{m^2} + \gamma_g + \frac{2\gamma_g \gamma_h}{m} \right) \\ &\leq \frac{2L}{m^2} \|\nabla f(\theta)\|_2^2 + \eta \left( \frac{4\gamma_g L}{m^2} + \frac{2\gamma_h}{m} \right) + \frac{2L\gamma_g^2}{m^2} + \gamma_g + \frac{2\gamma_g \gamma_h}{m}, \end{aligned} \quad (25)$$

giving inequality (23) with  $c_1 = \frac{2L}{m^2}$  and  $c_2 = \eta \left( \frac{4\gamma_g L}{m^2} + \frac{2\gamma_h}{m} \right) + \frac{2L\gamma_g^2}{m^2} + \gamma_g + \frac{2\gamma_g\gamma_h}{m}$ . In particular,  $c_2$  can be made small if we choose  $\gamma_g$  and  $\gamma_h$  small enough, and we will assume that  $c_2 \leq \frac{\eta}{2}$ . We will also assume that  $c_1 c_2 \leq \frac{1}{12}$ .

We are now ready for our induction. Using the notation  $y_t := c_1 \|\nabla f(\theta_t)\|_2$ , we will prove that  $y_t < c_1 \eta$  and  $y_t \leq y_0^{2^t} + c_1 c_2$  for all  $t \geq 1$ . For the base case  $t = 1$ , note that

$$y_1 \leq y_0^2 + c_1 c_2 = y_0^{2^1} + c_1 c_2,$$

using inequality (23). Furthermore, since  $y_0 < c_1 \eta < \frac{1}{2}$  and  $c_2 \leq \frac{\eta}{2}$  by assumption, we have

$$y_1 \leq \frac{y_0}{2} + \frac{c_1 \eta}{2} < \frac{c_1 \eta}{2} + \frac{c_1 \eta}{2} = c_1 \eta.$$

For the inductive step, suppose  $t \geq 1$ , and we have  $y_s < c_1 \eta$  and  $y_s \leq y_0^{2^s} + 3c_1 c_2$  for all  $s \leq t$ . Then by inequality (23), we have

$$y_{t+1} \leq y_t^2 + c_1 c_2. \tag{26}$$

Furthermore, using the assumption  $\eta \leq \frac{m^2}{4L}$ , we have  $y_t < \frac{1}{2}$ , so if  $c_2 \leq \frac{\eta}{2}$ , this implies that

$$y_{t+1} \leq \frac{y_t}{2} + \frac{c_1 \eta}{2} < \frac{c_1 \eta}{2} + \frac{c_1 \eta}{2} \leq c_1 \eta.$$

By inequality (26) and the induction hypothesis, we now write

$$\begin{aligned} y_{t+1} &\leq y_t^2 + c_1 c_2 \\ &\leq \left( y_0^{2^t} + 3c_1 c_2 \right)^2 + c_1 c_2 \\ &= y_0^{2^{t+1}} + 6c_1 c_2 y_0^{2^t} + 9c_1^2 c_2^2 + c_1 c_2 \\ &\leq y_0^{2^{t+1}} + \frac{3}{2} c_1 c_2 + \frac{3}{4} c_1 c_2 + c_1 c_2 \\ &\leq y_0^{2^{t+1}} + 3c_1 c_2, \end{aligned}$$

using the assumption  $c_1 c_2 \leq \frac{1}{12}$ . This completes the induction.

Thus,

$$c_1 \|\nabla f(\theta_t)\|_2 \leq \left( \frac{1}{2} \right)^{2^t} + 3c_1 c_2.$$

Applying inequality (16) then gives the convergence rate

$$\|\theta_{t+1} - \theta^*\|_2 \leq \frac{2}{m} \cdot \frac{m^2}{2L} \left( \left( \frac{1}{2} \right)^{2^{t+1}} + \frac{6L}{m^2} c_2 \right),$$

completing the proof. □

Next, we show that after a finite number of steps, the iterates will indeed satisfy  $\|\nabla f(\theta_t)\|_2 < \eta$ , for an appropriate  $\eta$ .

**Theorem 2.** *Suppose the parameters  $\eta$  and  $\zeta$  are as defined in Theorem 1. Define*

$$\gamma := \kappa_1 \cdot \kappa_2 \frac{m}{M} \left( \frac{1}{2} - \kappa_1 \right) \cdot \frac{\eta^2}{4\sqrt{2M}}.$$

Suppose  $(\gamma_g, \gamma_h)$  are chosen small enough such that  $\zeta \leq \frac{\eta}{2}$  and conditions (10) and (11) are satisfied. Also suppose

$$\frac{2\alpha_g}{m} \sqrt{2M(f(\theta_0) - f(\theta^*))} + \beta_g \leq \min \left\{ \frac{\eta}{2}, \sqrt{\frac{m}{2}} \cdot \frac{1}{2} \sqrt{\frac{\eta^2}{4\sqrt{2M}}} \right\}, \quad (27)$$

and

$$\frac{2\alpha_h}{m} \sqrt{2M(f(\theta_0) - f(\theta^*))} + \beta_h \leq M. \quad (28)$$

If  $\|\nabla f(\theta_t)\|_2 \geq \eta$  for an iterate  $t \geq 0$ , then  $f(\theta_t) \leq f(\theta_0)$  and  $f(\theta_{t+1}) - f(\theta_t) < -\frac{\eta}{2}$ .

*Proof.* First, we show that we have an upper bound  $\gamma'_0 := \frac{2}{m} \sqrt{2M(f(\theta_0) - f(\theta^*))}$  on  $\|\theta_t - \theta^*\|_2$ . We can then translate this into upper bounds  $\gamma'_g := \alpha_g \gamma'_0 + \beta_g$  and  $\gamma'_h := \alpha_h \gamma'_0 + \beta_h$  on the gradient and Hessian deviations, respectively. By the result of Theorem 1, we must have  $\|\nabla f(\theta_s)\|_2 \geq \eta$  for all  $0 \leq s \leq t$ . We now show by induction that:

1.  $f(\theta_s) \leq f(\theta_0)$ , and
2.  $\|\theta_s - \theta^*\|_2 \leq \gamma'_0$ ,

for all  $0 \leq s \leq t$ . For the base case  $s = 0$ , note that claim (1) is obvious. We can establish claim (2) by noting that

$$\|\theta_s - \theta^*\|_2 \leq \frac{2}{m} \|\nabla f(\theta_s)\|_2 \leq \frac{2}{m} \sqrt{2M(f(\theta_s) - f(\theta^*))} \leq \frac{2}{m} \sqrt{2M(f(\theta_0) - f(\theta^*))} = \gamma'_0, \quad (29)$$

using inequality (16), inequality (9.14) of Boyd and Vandenberghe [2], and claim (1).

Turning to the inductive step, suppose claims (1) and (2) hold for all  $s \leq s'$ , where  $0 \leq s' < t$ . We wish to establish the claims for  $s = s' + 1$ . Note that if we prove claim (1), then claim (2) follows by the same chain of inequalities (29). Thus, it remains to establish claim (1).

Assuming  $\gamma'_g \leq \frac{\eta}{2}$ , we have  $\|g(\theta_s)\|_2 \geq \frac{\eta}{2}$  for all  $0 \leq s \leq s'$  by claim (2), the fact that  $\|\nabla f(\theta_s)\|_2 \geq \eta$ , and the triangle inequality. Using the same notation for the Newton decrement (15), we note that

$$\tilde{\lambda}(\theta_s)^2 \geq \frac{1}{\sqrt{M + \gamma'_h}} \|g(\theta_s)\|_2^2 \geq \frac{\eta^2}{4\sqrt{2M}}, \quad (30)$$

where we assume  $\gamma'_h \leq M$ .

First, we will prove that the exit condition of *BacktrackingLineSearch* function will be satisfied, i.e., we want to prove that

$$\tilde{f}(\theta_{s'} + \alpha \Delta \theta_{nt}) \leq \tilde{f}(\theta) - \kappa_1 \alpha \tilde{\lambda}(\theta_{s'})^2 + \zeta \quad (31)$$

holds for small enough  $\alpha$ , where  $\tilde{f}$  is the robust estimate of  $f$ . For convenience, we use the notation  $\theta = \theta_{s'}$  in what follows. In fact, we will show that

$$f(\theta + \alpha \Delta \theta_{nt}) \leq f(\theta) - \kappa_1 \alpha \tilde{\lambda}(\theta)^2 \quad (32)$$

for small enough  $\alpha$ , which clearly then implies inequality (31) by the triangle inequality and the condition (11).

Consider the following:

$$\begin{aligned}
f(\theta + \alpha\Delta\theta_{nt}) &\leq f(\theta) + \alpha\nabla f(\theta)^T \Delta\theta_{nt} + \frac{M}{2}\|\Delta\theta_{nt}\|_2^2\alpha^2 \\
&\leq f(\theta) + \alpha g(\theta)\Delta\theta_{nt} + \alpha\gamma'_g\|\Delta\theta_{nt}\|_2 + \frac{M}{2}\tilde{\lambda}(\theta)^2\frac{2}{m}\alpha^2 \\
&= f(\theta) - \alpha\tilde{\lambda}(\theta)^2 + \alpha\gamma'_g\|\Delta\theta_{nt}\|_2 + \frac{M}{m}\tilde{\lambda}(\theta)^2\alpha^2 \\
&\leq f(\theta) - \alpha\tilde{\lambda}(\theta)^2 + \alpha\gamma'_g\tilde{\lambda}(\theta)\sqrt{\frac{2}{m}} + \frac{M}{m}\tilde{\lambda}(\theta)^2\alpha^2,
\end{aligned}$$

where we use the relation  $-\tilde{\lambda}(\theta)^2 = g(\theta)^T \Delta\theta_{nt}$  and inequality (18). Assuming  $\gamma'_g\sqrt{\frac{2}{m}} \leq \frac{1}{2}\sqrt{\frac{\eta^2}{4\sqrt{2M}}}$  and using inequality (30), the last expression is upper-bounded as

$$\begin{aligned}
f(\theta + \alpha\Delta\theta_{nt}) &\leq f(\theta) - \frac{\alpha}{2}\tilde{\lambda}(\theta)^2 + \frac{M}{m}\tilde{\lambda}(\theta)^2\alpha^2 \\
&= f(\theta) - \tilde{\lambda}(\theta)^2\alpha\left(\frac{1}{2} - \frac{M}{m}\alpha\right).
\end{aligned} \tag{33}$$

Hence, the condition (32) is indeed satisfied for sufficiently small  $\alpha$ , i.e.,  $\alpha \leq \frac{m}{M}\left(\frac{1}{2} - \kappa_1\right)$ , and in particular, the linesearch procedure must return a stepsize satisfying  $\alpha \geq \kappa_2\frac{m}{M}\left(\frac{1}{2} - \kappa_1\right)$ . Plugging such a stepsize into inequality (31), we have

$$f(\theta_{s'+1}) \leq f(\theta_{s'}) - \kappa_1 \cdot \kappa_2 \frac{m}{M} \left(\frac{1}{2} - \kappa_1\right) \cdot \frac{\eta^2}{4\sqrt{2M}} + \zeta \leq f(\theta_0) - \gamma + \zeta \leq f(\theta_0) - \frac{\gamma}{2}, \tag{34}$$

using inequality (30) and the induction hypothesis. This implies that claim (1) is true, completing the induction.

Finally, note that the inequality  $f(\theta_{t+1}) - f(\theta_t) < -\frac{\gamma}{2}$  follows by the same argument in inequality (34) with  $\theta = \theta_t$ , completing the proof.  $\square$

The preceding theorem directly implies that after a finite number of steps (known as the ‘‘damped Newton’’ phase), all successive iterates of the algorithm satisfy  $\|\nabla f(\theta_t)\|_2 < \eta$ .

## 3.2 Robust Estimation of Gradients and Hessians

In this subsection, we explain how robust estimators for gradients and Hessians can be obtained under two models of contamination, namely the Huber  $\epsilon$ -contamination model and the heavy-tailed model.

### 3.2.1 Robust Gradient Estimation

For the  $\epsilon$ -contamination model, we obtain a robust gradient estimate by applying Algorithm 1 to the gradients computed on each of the  $n$  sampled data points. Similarly, for the heavy-tailed model, we use Algorithm 2 to obtain a robust gradient estimate. For completeness, we summarize this procedure in Algorithm 4.

---

**Algorithm 4** Robust Gradient Estimator

---

**Require:** Samples  $S = \{z_i\}_{i=1}^n$ , Parameter  $\theta$ , Contamination type TYPE  
**Require:** (If TYPE = Huber) Corruption Level  $\epsilon$ , Dimension  $p$ , Failure probability  $\delta$   
**Require:** (If TYPE = Heavy-tail) Failure probability  $\delta$

- 1: **function** ROBUSTGRADIENTESTIMATOR( $S, \theta, \text{TYPE}, \epsilon, p, \delta$ )
- 2:   Compute  $\{\nabla\mathcal{L}(\theta, z_i)\}_{i=1}^n$ , the gradient of the loss at each data point in  $S$
- 3:   **if** TYPE = Huber **then**  
      **return** HUBERESTIMATOR( $\{\nabla\mathcal{L}(\theta, z_i)\}_{i=1}^n, \epsilon, p, \delta$ )
- 4:   **end if**
- 5:   **if** TYPE = Heavy-tail **then**  
      **return** HEAVYTAILEDESTIMATOR( $\{\nabla\mathcal{L}(\theta, z_i)\}_{i=1}^n, \delta$ )
- 6:   **end if**
- 7: **end function**

---

The following lemmas, borrowed from Prasad et al. [28], show that Algorithm 4 returns a robust gradient estimator that satisfies Definition 1.

**Lemma 1** (Lemma 1 of Prasad et al. [28]). *Let  $\{z_i\}_{i=1}^n$  be  $n$  i.i.d. samples drawn from a Huber  $\epsilon$ -contaminated distribution (6). Let the true distribution of gradients  $\nabla\mathcal{L}(\theta, z)$ , with  $z$  drawn from  $P$ , have bounded fourth moments. Then Algorithm 4 with  $S = \{z_i\}_{i=1}^n$ , TYPE = Huber, and any  $\theta \in \Theta$  returns a gradient estimate  $g(\theta)$  that satisfies*

$$\|g(\theta) - \mathbb{E}[\nabla\mathcal{L}(\theta, z)]\|_2 \leq C_1(\sqrt{\epsilon} + \gamma(n, p, \delta, \epsilon))\sqrt{\|\text{Cov}(\nabla\mathcal{L}(\theta, z))\|_2 \log p}, \quad (35)$$

with probability at least  $1 - \delta$ , where  $C_1 > 0$  is a constant and  $\gamma$  is given by

$$\gamma(n, p, \delta, \epsilon) = \left(\frac{p \log(p) \log(n/(p\delta))}{n}\right)^{3/8} + \left(\frac{\epsilon p^2 \log(p) \log(p \log(p)/\delta)}{n}\right)^{1/4}. \quad (36)$$

**Lemma 2** (Lemma 2 of Prasad et al. [28]). *Let  $\{z_i\}_{i=1}^n$  be  $n$  i.i.d. samples drawn from a heavy-tailed distribution  $P$  such that the true distribution of gradients  $\nabla\mathcal{L}(\theta, z)$  has bounded second moments. Then Algorithm 4 with  $S = \{z_i\}_{i=1}^n$ , TYPE = Heavy-tail, and any  $\theta \in \Theta$  returns a gradient estimate  $g(\theta)$  that satisfies*

$$\|g(\theta) - \mathbb{E}[\nabla\mathcal{L}(\theta, z)]\|_2 \leq 11\sqrt{\frac{\text{tr}(\text{Cov}(\nabla\mathcal{L}(\theta, z))) \log(1.4/\delta)}{n}}, \quad (37)$$

with probability at least  $1 - \delta$ .

### 3.2.2 Robust Hessian Estimation: The Vectorizing Approach

The procedure for obtaining a robust Hessian, summarized in Algorithm 5, is similar to that of Algorithm 4, except that the appropriate multivariate estimation procedure is applied to a vectorized version of the Hessian matrix (where we use  $\text{flatten}(A)$  to denote a vectorized version of the matrix  $A$ , and use  $\text{unflatten}()$  to denote the inverse function).

---

**Algorithm 5** Robust Hessian Estimator
 

---

**Require:** Samples  $S = \{z_i\}_{i=1}^n$ , Parameter  $\theta$ , Contamination type TYPE  
**Require:** (If TYPE = Huber) Corruption Level  $\epsilon$ , Dimension  $p$ , Failure probability  $\delta$   
**Require:** (If TYPE = Heavy-tail) Failure probability  $\delta$

- 1: **function** ROBUSTHESSIANESTIMATOR( $S, \theta, \text{TYPE}, \epsilon, p, \delta$ )
- 2:   Compute  $\{\nabla^2 \mathcal{L}(\theta, z_i)\}_{i=1}^n$ , the Hessian of the loss at each data point in  $S$
- 3:   **if** TYPE = Huber **then**  
       **return** unflatten(HUBERESTIMATOR( $\{\text{flatten}(\nabla^2 \mathcal{L}(\theta, z_i))\}_{i=1}^n, \epsilon, p, \delta$ ))
- 4:   **end if**
- 5:   **if** TYPE = Heavy-tail **then**  
       **return** unflatten(HEAVYTAILEDESTIMATOR( $\{\text{flatten}(\nabla^2 \mathcal{L}(\theta, z_i))\}_{i=1}^n, \delta$ ))
- 6:   **end if**
- 7: **end function**

---

The next two lemmas follow immediately from the arguments used to derive Lemmas 1 and 2:

**Lemma 3.** *Let  $\{z_i\}_{i=1}^n$  be  $n$  i.i.d. samples drawn from a Huber  $\epsilon$ -contaminated distribution (6). Suppose  $\text{Cov}(\text{flatten}(\nabla^2 \mathcal{L}(\theta, z)))$  is finite and  $\text{flatten}(\nabla^2 \mathcal{L}(\theta, z))$  has bounded fourth moments. Then Algorithm 4 with  $S = \{z_i\}_{i=1}^n$ , TYPE = Huber, and any  $\theta \in \Theta$  returns a Hessian estimate  $H(\theta)$  that satisfies*

$$\|H(\theta) - \mathbb{E}[\nabla^2 \mathcal{L}(\theta, z)]\|_2 \leq C_2(\sqrt{\epsilon} + \gamma(n, p, \delta, \epsilon))\sqrt{\|\text{Cov}(\text{flatten}(\nabla^2 \mathcal{L}(\theta, z)))\|_2 \log p}, \quad (38)$$

with probability at least  $1 - \delta$ , where  $C_2 > 0$  is a constant and  $\gamma$  is given by equation (36).

**Lemma 4.** *Let  $\{z_i\}_{i=1}^n$  be  $n$  i.i.d. samples drawn from a heavy-tailed distribution  $P$ . Suppose  $\text{Cov}(\text{flatten}(\nabla^2 \mathcal{L}(\theta, z)))$  is finite. Then Algorithm 4 with  $S = \{z_i\}_{i=1}^n$ , TYPE = Heavy-tail, and any  $\theta \in \Theta$  returns a Hessian estimate  $H(\theta)$  that satisfies*

$$\|H(\theta) - \mathbb{E}[\nabla^2 \mathcal{L}(\theta, z)]\|_2 \leq C_3 \sqrt{\frac{\text{tr}(\text{Cov}(\text{flatten}(\nabla^2 \mathcal{L}(\theta, z)))) \log(1.4/\delta)}{n}}, \quad (39)$$

with probability at least  $1 - \delta$ , where  $C_3 > 0$  is a constant.

## 4 Application to GLMs

In this section, we apply the robust Newton method to parametric estimation in GLMs. We consider the Huber  $\epsilon$ -contamination model in Section 4.1, and we consider the heavy-tailed contamination model in Section 4.2.

Throughout this section, we will assume that the uncontaminated model is a GLM of the form (3). Consider the loss function in equation (4). We assume that the link function  $\Phi$  of the GLM satisfies the following bounds:

$$\mathbb{E} \left[ |\Phi'(x_i^T \theta) - \Phi'(x_i^T \theta^*)|^{2k} \right] \leq L_{\Phi, 2k} \|\theta - \theta^*\|_2^2 + B_{\Phi, 2k}, \quad \forall \theta \in \Theta, \quad (40)$$

$$\mathbb{E} \left[ |\Phi^{(t)}(x_i^T \theta^*)|^k \right] \leq M_{\Phi, t, k}, \quad (41)$$

and

$$\|\Phi^{(t)}\|_\infty \leq \overline{M}_{\Phi, t}, \quad (42)$$

for pairs  $(k, t)$  to be specified in the sequel, where  $\Phi^{(t)}$  is the  $t^{\text{th}}$  derivative of  $\Phi$ .

We also make assumptions on the boundedness of moments of  $x_i \in \mathbb{R}^p$ . We say that  $x_i$  has bounded  $2k^{\text{th}}$  moments if there is a constant  $\tilde{C}_{2k} > 0$  such that for every unit vector  $v \in \mathbb{R}^d$ , we have  $\mathbb{E}[(x_i^T v)^{2k}] \leq \tilde{C}_{2k} (\mathbb{E}[(x_i^T v)^2])^k$ . We assume that the covariate distribution has bounded eighth moments and a finite covariance matrix  $\Sigma_x$ .

From Lemmas 1 and 2, we see that the term  $\text{Cov}(\nabla \mathcal{L}(\theta, z))$  plays a crucial role in proving that our gradient estimates are robust. Likewise, Lemmas 3 and 4 show the importance of the term  $\text{Cov}(\text{flatten}(\nabla^2 \mathcal{L}(\theta, z)))$  in proving that the Hessian estimates are robust. The following two lemmas provide upper bounds on these two terms for the specific case of GLMs:

**Lemma 5** (Lemma 4 in Prasad et al. [28]). *Let  $\{z_i\}_{i=1}^n$  be  $n$  i.i.d. samples drawn from a distribution that satisfies the GLM model (3) with the assumptions above. Let the link function  $\Phi$  satisfy inequalities (40) and (41) for  $k \in \{1, 2\}$  and  $t \in \{2, 4\}$ . Then the true distribution of gradients  $\nabla \mathcal{L}(\theta, z)$  has bounded fourth moments. Moreover,*

$$\begin{aligned} \|\text{Cov}(\nabla \mathcal{L}(\theta, z))\|_2 &\leq C_1 \|\Sigma_x\|_2 \left( \sqrt{L_{\Phi,4}} + L_{\Phi,2} \right) \|\theta - \theta^*\|_2^2 \\ &\quad + C_2 \|\Sigma_x\|_2 \left( B_{\Phi,2} + \sqrt{B_{\Phi,4}} + c(\sigma) \sqrt{M_{\Phi,2,2}} + \sqrt{c(\sigma)^3 M_{\Phi,4,1}} \right), \end{aligned} \quad (43)$$

where  $C_1, C_2 > 0$  are constants.

**Lemma 6.** *Let  $\{z_i\}_{i=1}^n$  be  $n$  i.i.d. samples drawn from a distribution that satisfies the GLM model (3) with the assumptions above. Let the link function  $\Phi$  satisfy inequality (42) for  $t = 2$ . Then the distribution of the flattened Hessian  $\text{flatten}(\nabla^2 \mathcal{L}(\theta, z))$  has bounded fourth moments. Moreover, we have*

$$\text{tr}(\text{Cov}(\text{flatten}(\nabla^2 \mathcal{L}(\theta, z)))) \leq \overline{M}_{\Phi,2}^2 \tilde{C}_4 p^2 \|\Sigma_x\|_2^2. \quad (44)$$

*Proof.* From the definition of the loss function (4), we have  $\mathbb{E}[\nabla^2 \mathcal{L}(\theta, z)] = \mathbb{E}[\Phi''(x_i^T \theta) x_i x_i^T]$ . By our assumptions on the boundedness of  $\Phi''$  and bounded eighth moments of  $x_i$ , we see that the distribution of the flattened Hessian  $\text{flatten}(\nabla^2 \mathcal{L}(\theta, z))$  has bounded fourth moments. We then write

$$\begin{aligned} \text{tr}(\text{Cov}(\text{flatten}(\nabla^2 \mathcal{L}(\theta, z)))) &= \text{tr}(\text{Cov}(\text{flatten}(\Phi''(x_i^T \theta) x_i x_i^T))) \\ &\leq \text{tr}(\mathbb{E}[\text{flatten}(\Phi''(x_i^T \theta) x_i x_i^T) \text{flatten}(\Phi''(x_i^T \theta) x_i x_i^T)^T]) \\ &\leq \overline{M}_{\Phi,2}^2 \text{tr}(\mathbb{E}[\text{flatten}(x_i x_i^T) \text{flatten}(x_i x_i^T)^T]) \\ &= \overline{M}_{\Phi,2}^2 \sum_{j,k=1}^p \mathbb{E}[x_{ij}^2 x_{ik}^2] \\ &\leq \overline{M}_{\Phi,2}^2 \mathbb{E} \left[ \left( \sum_{j=1}^p x_{ij} \right)^4 \right] \\ &\leq \overline{M}_{\Phi,2}^2 \mathbb{E} \left[ (x_i^T \mathbf{1})^4 \right], \end{aligned}$$

where  $\mathbf{1}$  denotes the all-ones vector. Finally, note that

$$\begin{aligned} \mathbb{E} \left[ (x_i^T \mathbf{1})^4 \right] &\leq \tilde{C}_4 \mathbb{E} \left[ (x_i^T \mathbf{1})^2 \right]^2 \\ &\leq \tilde{C}_4 p^2 \|\Sigma_x\|_2^2, \end{aligned}$$

implying the desired result.  $\square$



**Remark 1.** Note that under additional assumptions (e.g., 4-wise independence of the components of the  $x_i$ 's), we can prove that

$$\|\text{Cov}(\text{flatten}(\nabla^2 \mathcal{L}(\theta, z)))\|_2 \leq C \tilde{C}_4 \|\Sigma_x\|_2^2,$$

for some constant  $C > 0$ , which avoids an extra dimension-dependent factor in comparison to inequality (44) (cf. Proposition 4.2 in Lai et al. [15]) for the Huber contamination setting. Indeed, only the spectral norm of the covariance of the flattened Hessian appears in the deviation bound of Lemma 3 (Huber's  $\epsilon$ -contamination model); the trace of the covariance appears in Lemma 4 (heavy-tailed model).

In order to apply Theorems 1 and 2 to GLMs, we need the Hessian  $\nabla^2 \mathcal{R}(\theta)$  to be Lipschitz smooth and satisfy  $mI \preceq \nabla^2 \mathcal{R}(\theta) \preceq MI$  for all  $\theta \in \Theta$  close enough to the initialization  $\theta_0$ . We now verify these assumptions.

**Proposition 1.** Let the link function  $\Phi$  satisfy inequality (42) for  $t = 3$ . Then the Hessian  $\nabla^2 \mathcal{R}(\theta)$  is  $L$ -Lipschitz and satisfies  $\nabla^2 \mathcal{R}(\theta) \preceq MI$  with  $L := \sqrt{\tilde{C}_4 \overline{M}_{\Phi,3}} \|\Sigma_x\|_2$  and  $M := \overline{M}_{\Phi,2} \sqrt{\tilde{C}_4} \|\Sigma_x\|_2$ .

*Proof.* For the Lipschitz condition, note that for any  $\theta_1, \theta_2 \in \mathbb{R}^p$ , we have

$$\begin{aligned} \|\nabla^2 \mathcal{R}(\theta_1) - \nabla^2 \mathcal{R}(\theta_2)\|_2 &= \|\nabla^2 \mathcal{L}(\theta_1, z) - \nabla^2 \mathcal{L}(\theta_2, z)\|_2 \\ &= \|\mathbb{E} [x_i x_i^T (\Phi''(x_i^T \theta_1) - \Phi''(x_i^T \theta_2))]\|_2 \\ &= \sup_{u \in \mathbb{S}^{p-1}} u^T \mathbb{E} [x_i x_i^T (\Phi''(x_i^T \theta_1) - \Phi''(x_i^T \theta_2))] u \\ &= \sup_{u \in \mathbb{S}^{p-1}} \mathbb{E} [(u^T x_i)^2 (\Phi''(x_i^T \theta_1) - \Phi''(x_i^T \theta_2))] \\ &\leq \sup_{u \in \mathbb{S}^{p-1}} \mathbb{E} [(u^T x_i)^4]^{\frac{1}{2}} \mathbb{E} [(\Phi''(x_i^T \theta_1) - \Phi''(x_i^T \theta_2))^2]^{\frac{1}{2}} \\ &\leq \sup_{u \in \mathbb{S}^{p-1}} \sqrt{\tilde{C}_4} \mathbb{E} [(u^T x_i)^2] \sqrt{\overline{M}_{\Phi,3}} \|\theta_1 - \theta_2\|_2 \\ &\leq \sqrt{\tilde{C}_4 \overline{M}_{\Phi,3}} \|\Sigma_x\|_2 \|\theta_1 - \theta_2\|_2, \end{aligned}$$

where we use the mean value theorem to upper-bound the expectation in the second-to-last inequality.

For any  $\theta \in \mathbb{R}^p$ , we have

$$\begin{aligned} \|\nabla^2 \mathcal{R}(\theta)\|_2 &= \|\nabla^2 \mathcal{L}(\theta, z)\|_2 \\ &= \|\mathbb{E} [x_i x_i^T (\Phi''(x_i^T \theta))]\|_2 \\ &= \sup_{u \in \mathbb{S}^{p-1}} u^T \mathbb{E} [x_i x_i^T (\Phi''(x_i^T \theta))] u \\ &= \sup_{u \in \mathbb{S}^{p-1}} \mathbb{E} [(u^T x_i)^2 (\Phi''(x_i^T \theta))] \\ &\leq \sup_{u \in \mathbb{S}^{p-1}} \mathbb{E} [(u^T x_i)^4]^{\frac{1}{2}} \mathbb{E} [(\Phi''(x_i^T \theta))^2]^{\frac{1}{2}} \\ &\leq \sup_{u \in \mathbb{S}^{p-1}} \sqrt{\tilde{C}_4} \mathbb{E} [(u^T x_i)^2] \overline{M}_{\Phi,2} \\ &\leq \overline{M}_{\Phi,2} \sqrt{\tilde{C}_4} \|\Sigma_x\|_2. \end{aligned}$$

□

**Proposition 2.** *Suppose there exist constants  $B, \tau > 0$  such that for any  $\theta \in \mathbb{R}^p$  such that  $\|\theta\|_2 \leq B$ , we have*

$$\tilde{C}_4 \|\Sigma_x\|_2^2 \cdot \mathbb{P}(|x_i^T \theta| > \tau) \leq \frac{1}{4} \lambda_{\min}^2(\Sigma_x). \quad (45)$$

Define  $b_\tau := \inf_{|u| \leq \tau} \Phi''(u)$ . Then  $\frac{b_\tau}{2} \lambda_{\min}(\Sigma_x) I \preceq \nabla^2 \mathcal{R}(\theta)$  for all  $\theta \in \mathbb{R}^p$  such that  $\|\theta\|_2 \leq B$ .

*Proof.* Suppose  $v \in \mathbb{R}^p$  is a unit vector. We write

$$\begin{aligned} v^T \nabla^2 \mathcal{R}(\theta) v &= \mathbb{E} [(v^T x_i)^2 \cdot \Phi''(x_i^T \theta)] \\ &\geq \mathbb{E} [(v^T x_i)^2 \cdot b_\tau \mathbf{1}\{|x_i^T \theta| \leq \tau\}] \\ &= b_\tau (\mathbb{E} [(v^T x_i)^2] - \mathbb{E} [(v^T x_i)^2 \cdot \mathbf{1}\{|x_i^T \theta| > \tau\}]) \\ &\geq b_\tau \left( \lambda_{\min}(\Sigma_x) - \sqrt{\mathbb{E} [(v^T x_i)^4] \cdot \mathbb{P}(|x_i^T \theta| > \tau)} \right) \\ &\geq b_\tau \left( \lambda_{\min}(\Sigma_x) - \sqrt{\tilde{C}_4 \|\Sigma_x\|_2^2 \cdot \mathbb{P}(|x_i^T \theta| > \tau)} \right) \\ &\geq \frac{b_\tau}{2} \lambda_{\min}(\Sigma_x), \end{aligned}$$

where we have used the fact that  $\Phi''$  is always nonnegative in the first inequality, applied Cauchy-Schwarz in the second inequality, and used the assumption (45) in the last inequality.  $\square$

**Remark 2.** *Note that when the covariates are sub-Gaussian, we can certainly guarantee that the tail condition (45) is satisfied for sufficiently large  $\tau$ , since  $x_i^T \theta$  is sub-Gaussian with parameter scaling with  $B$  and the sub-Gaussian parameter  $\sigma_x^2$  of  $x_i$ . Thus, we have*

$$\mathbb{P}(|x_i^T \theta| > \tau) \leq c_1 \exp\left(-\frac{c_2 \tau^2}{B^2 \sigma_x^2}\right),$$

and it suffices to take  $\tau = c_3 B \sigma_x \log^{1/2}\left(\frac{c_4 \|\Sigma_x\|_2^2}{\lambda_{\min}^2(\Sigma_x)}\right)$ . Furthermore, in the proofs of Theorems 1 and 2 (cf. inequalities (16) and (29), respectively), we show that  $\|\theta_t - \theta^*\|_2$  remains bounded (where the bound depends on  $\theta_0$  and the problem parameters).

In the case of logistic regression, we have  $\Phi''(u) = \frac{e^u}{(1+e^u)^2}$ , and it is easy to see that  $b_\tau > 0$  for any value of  $\tau$ .

For applying Theorems 1 and 2, we also need the robust estimate of the losses to be close to the population risk, as in inequality (11). In the following two lemmas, we show that this assumption holds with high probability for the robust estimates obtained by applying Algorithms 1 and 2 on the losses. Further note that the following lemmas require boundedness of higher-order moments of  $\mathcal{L}(\theta, z)$ , which can be justified in our scenario if  $\theta$  is bounded. As mentioned in Remark 2, we can indeed assume that the iterates  $\{\theta_t\}$ , to which Lemmas 7 and 8 are applied in the sequel, are bounded.

**Lemma 7.** *Let  $\{z_i\}_{i=1}^n$  be  $n$  i.i.d. samples drawn from a Huber  $\epsilon$ -contaminated distribution (6), where the true distribution satisfies the GLM model (3) with the assumptions above. Let  $\mathcal{L}(\theta, z)$  have bounded fourth moments. Then with probability at least  $1 - \delta$ , the robust estimate returned by Algorithm 1 satisfies*

$$\begin{aligned} &|\text{HUBERESTIMATE}(\{\mathcal{L}(\theta, z_i)\}_{i=1}^n) - \mathcal{R}(\theta)| \\ &\leq C_1 \left( \epsilon + \sqrt{\frac{\log(n/\delta)}{n}} \right)^{\frac{3}{4}} + C_2 \left( \epsilon + \sqrt{\frac{\log(n/\delta)}{n}} \right)^{\frac{1}{2}} \frac{\log(1/\delta)}{n}, \end{aligned}$$

where  $C_1, C_2 > 0$  are constants.

*Proof.* The desired result follows from an application of Lemma 14 in Prasad et al. [28].  $\square$

**Lemma 8.** Let  $\{z_i\}_{i=1}^n$  be  $n$  i.i.d. samples drawn from a heavy-tailed distribution  $P$  that satisfies the GLM model (3) with the assumptions above. Let  $\mathcal{L}(\theta, z)$  have bounded second moments. Then with probability at least  $1 - \delta$ , the robust estimate returned by Algorithm 2 satisfies

$$|\text{HEAVYTAILED\ESTIMATE}(\{\mathcal{L}(\theta, z_i)\}_{i=1}^n) - \mathcal{R}(\theta)| \leq C \sqrt{\frac{\log\left(\frac{1.4}{\delta}\right)}{n}},$$

with probability at least  $1 - \delta$ , where  $C > 0$  is a constant.

*Proof.* This result follows from similar arguments to those in Lemma 2.  $\square$

The following lemma shows how small the parameters  $(\alpha_g, \beta_g, \alpha_h, \beta_h)$  in the robust gradient and Hessian estimates need to be in order to satisfy the assumptions of Theorems 1 and 2.

**Lemma 9.** Define

$$\begin{aligned} \hat{\alpha}_g &:= \min \left\{ \frac{m}{64}, \frac{\eta m}{8\sqrt{2M(f(\theta_0) - f(\theta^*))}}, \sqrt{\frac{\eta^2 m}{8\sqrt{2M}} \cdot \frac{m}{8\sqrt{2M(f(\theta_0) - f(\theta^*))}}} \right\}, \\ \hat{\beta}_g &:= \min \left\{ \frac{\eta}{32}, \frac{\eta m}{8\sqrt{2M(f(\theta_0) - f(\theta^*))}}, \frac{1}{4} \sqrt{\frac{\eta^2 m}{8\sqrt{2M}}} \right\}, \\ \hat{\alpha}_h &:= \min \left\{ \frac{m^2}{256\eta}, \frac{mM}{4\sqrt{2M(f(\theta_0) - f(\theta^*))}} \right\}, \\ \hat{\beta}_h &:= \min \left\{ \frac{m}{128}, \frac{M}{2} \right\}. \end{aligned}$$

Suppose  $\alpha_g \leq \hat{\alpha}_g$ ,  $\beta_g \leq \hat{\beta}_g$ ,  $\alpha_h \leq \hat{\alpha}_h$ , and  $\beta_h \leq \hat{\beta}_h$ . Then the bounds (10) and (14) of Theorem 1, as well as the bounds (27) and (28) of Theorem 2, are satisfied.

*Proof.* Under the assumptions, we have

$$\begin{aligned} \gamma_g &= \frac{2\eta\alpha_g}{m} + \beta_g \leq \frac{\eta}{32} + \frac{\eta}{32} = \frac{\eta}{16}, \\ \gamma_h &= \frac{2\eta\alpha_h}{m} + \beta_h \leq \frac{m}{128} + \frac{m}{128} = \frac{m}{64}, \\ \frac{2\alpha_g}{m} \sqrt{2M(f(\theta_0) - f(\theta^*))} + \beta_g &\leq \min \left\{ \frac{\eta}{2}, \sqrt{\frac{m}{2}} \cdot \frac{1}{2} \sqrt{\frac{\eta^2}{4\sqrt{2M}}} \right\}, \\ \frac{2\alpha_h}{m} \sqrt{2M(f(\theta_0) - f(\theta^*))} + \beta_h &\leq M. \end{aligned}$$

Hence, inequalities (10), (27), and (28) are satisfied. Using the fact that  $\eta := \frac{m^2}{8L} \cdot \min\{3(1 - 2\kappa_1), 2\} \leq$

$\frac{m^2}{4L}$ , we have  $\frac{L}{m^2} \leq \frac{1}{4\eta}$ . Then

$$\begin{aligned}
c_2 &= \eta \left( \frac{4\gamma_g L}{m^2} + \frac{2\gamma_h}{m} \right) + \frac{2L\gamma_g^2}{m^2} + \gamma_g + \frac{2\gamma_g\gamma_h}{m} \\
&\leq \eta \left( \frac{4\eta}{16} \cdot \frac{1}{4\eta} + \frac{2}{m} \cdot \frac{m}{64} \right) + \frac{2\eta^2}{256} \cdot \frac{1}{4\eta} + \frac{\eta}{16} + \frac{2}{m} \cdot \frac{\eta}{16} \cdot \frac{m}{64} \\
&< \frac{\eta}{6} \\
&\leq \frac{m^2}{24L}.
\end{aligned}$$

Hence, inequality (14) is satisfied.  $\square$

In Propositions 3 and 4, we will derive expressions for  $(\alpha_g, \beta_g, \alpha_h, \beta_h)$  for the Huber contamination and heavy-tailed models, which will then allow us to translate the conditions of Lemma 9 into assumptions involving the contamination level and/or minimum sample size required for our theoretical results to hold.

#### 4.1 Huber Contamination

In this subsection, we assume that the link function  $\Phi$  satisfies inequality (40) for  $k \in \{1, 2, 4\}$ , inequality (41) for  $t \in \{2, 4\}$ , and inequality (42) for  $t \in \{2, 3\}$ . We assume that the population risk  $\mathcal{R}(\theta)$  is  $m$ -strongly convex. Define  $L$  and  $M$  as in Proposition 1.

**Proposition 3.** *Under the assumptions above, the gradient and Hessian estimates with TYPE = Huber returned by Algorithms 4 and 5, respectively, satisfy the conditions of Definitions 1 and 2 with the following parameters:*

$$\begin{aligned}
\alpha_g &= c_1(\sqrt{\epsilon} + \gamma(n, p, \delta, \epsilon))\sqrt{\|\Sigma_x\|_2 \log p}, \\
\beta_g &= c_2(\sqrt{\epsilon} + \gamma(n, p, \delta, \epsilon))\sqrt{\|\Sigma_x\|_2 \log p}, \\
\alpha_h &= 0, \\
\beta_h &= c_3(\sqrt{\epsilon} + \gamma(n, p, \delta, \epsilon))\|\Sigma_x\|_2 p \sqrt{\log p},
\end{aligned}$$

with probability at least  $1 - \delta$ .

*Proof.* By Lemma 5, the true distribution of the gradients  $\nabla\mathcal{L}(\theta, z)$  has bounded fourth moments. Moreover,

$$\begin{aligned}
\|\text{Cov}(\nabla\mathcal{L}(\theta, z))\|_2 &\leq C_1\|\Sigma_x\|_2 \left( \sqrt{L_{\Phi,4}} + L_{\Phi,2} \right) \|\theta - \theta^*\|_2^2 \\
&\quad + C_2\|\Sigma_x\|_2 \left( B_{\Phi,2} + \sqrt{B_{\Phi,4}} + c(\sigma)\sqrt{M_{\Phi,2,2}} + \sqrt{c(\sigma)^3 M_{\Phi,4,1}} \right).
\end{aligned}$$

Plugging the above bound into inequality (35) of Lemma 1, we obtain

$$\begin{aligned}
\|g(\theta) - \mathbb{E}[\nabla\mathcal{L}(\theta, z)]\|_2 &\leq C'_1(\sqrt{\epsilon} + \gamma(n, p, \delta, \epsilon))\sqrt{\|\text{Cov}(\nabla\mathcal{L}(\theta, z))\|_2 \log p} \\
&\leq c_1(\sqrt{\epsilon} + \gamma(n, p, \delta, \epsilon))\sqrt{\|\Sigma_x\|_2 \log p} \cdot \|\theta - \theta^*\|_2 \\
&\quad + c_2(\sqrt{\epsilon} + \gamma(n, p, \delta, \epsilon))\sqrt{\|\Sigma_x\|_2 \log p}.
\end{aligned}$$

Hence, the gradient estimate returned by Algorithm 4 satisfies Definition 1 with  $\alpha_g = c_1(\sqrt{\epsilon} + \gamma(n, p, \delta, \epsilon))\sqrt{\|\Sigma_x\|_2 \log p}$  and  $\beta_g = c_2(\sqrt{\epsilon} + \gamma(n, p, \delta, \epsilon))\sqrt{\|\Sigma_x\|_2 \log p}$ .

By Lemma 6, the true distribution of the flattened Hessian  $\text{flatten}(\nabla^2 \mathcal{L}(\theta, z))$  has bounded fourth moments. Moreover, combining Lemma 6 with Lemma 3, we obtain

$$\begin{aligned} \|H(\theta) - \mathbb{E}[\nabla^2 \mathcal{L}(\theta, z)]\|_2 &\leq C'_2(\sqrt{\epsilon} + \gamma(n, p, \delta, \epsilon))\sqrt{\|\text{Cov}(\text{flatten}(\nabla^2 \mathcal{L}(\theta, z)))\|_2 \log p} \\ &\leq c_3(\sqrt{\epsilon} + \gamma(n, p, \delta, \epsilon))\|\Sigma_x\|_2 p \sqrt{\log p}. \end{aligned}$$

Hence, the Hessian estimate returned by Algorithm 5 satisfies Definition 2 with  $\alpha_h = 0$  and  $\beta_h = c_3(\sqrt{\epsilon} + \gamma(n, p, \delta, \epsilon))\|\Sigma_x\|_2 p \sqrt{\log p}$ .  $\square$

We then have the following result:

**Theorem 3.** *Let  $\{z_i\}_{i=1}^n$  be  $n$  i.i.d. samples drawn from a Huber  $\epsilon$ -contaminated distribution (6), where the true distribution satisfies the GLM model (3) and the aforementioned assumptions are satisfied. Define  $(\eta, c_2, \gamma_g, \gamma_h)$  as in Theorem 1 and  $\gamma$  as in Theorem 2. Suppose*

$$\zeta = C \max \left\{ \frac{\gamma_g \eta}{m} + \frac{\gamma_h \eta^2}{m^2}, \left( \epsilon + \sqrt{\frac{\log(n/\delta)}{n}} \right)^{\frac{3}{4}} + \left( \epsilon + \sqrt{\frac{\log(n/\delta)}{n}} \right)^{\frac{1}{2}} \frac{\log(1/\delta)}{n} \right\} \leq \frac{\gamma}{2}. \quad (46)$$

Let  $\delta > 0$ . Define

$$\hat{\gamma} := \min \left\{ \frac{\hat{\alpha}_g}{c_1 \sqrt{\|\Sigma_x\|_2 \log p}}, \frac{\hat{\beta}_g}{c_2 \sqrt{\|\Sigma_x\|_2 \log p}}, \frac{\hat{\beta}_h}{c_3 \|\Sigma_x\|_2 p \sqrt{\log p}} \right\}, \quad (47)$$

where  $(\hat{\alpha}_g, \hat{\beta}_h, \hat{\beta}_g)$  are as defined in Lemma 9. Suppose  $n$  and  $\epsilon$  are such that

$$\sqrt{\epsilon} + \gamma(n, p, \delta, \epsilon) < \hat{\gamma}. \quad (48)$$

Then applying Algorithm 3 on  $\{z_i\}_{i=1}^n$  with initialization  $\theta_0 \in \Theta$  and number of iterations

$$T \geq \frac{\mathcal{R}(\theta_0) - \mathcal{R}(\theta^*)}{\gamma/2} + \log_2 \log_2 \left( \frac{6c_2 L}{m^2} \right)$$

returns an output such that

$$\|\theta_T - \theta^*\|_2 \leq \frac{12c_2}{m} = O\left(p^2 \sqrt{\epsilon \log p}\right),$$

with probability at least  $1 - T\delta \left( 5 + \left\lceil \frac{\log\left(\frac{m}{M}\left(\frac{1}{2} - \kappa_1\right)\right)}{\log \kappa_2} \right\rceil \right)$ .

*Proof.* We will apply Theorems 1 and 2 to show that Algorithm 5 returns  $\hat{\theta}_T$  such that  $\|\theta_T - \theta^*\|_2 \leq \frac{12c_2}{m} = O\left(\epsilon \log(p) + \sqrt{\epsilon \log(p)}\right)$ .

Under the assumption that  $\sqrt{\epsilon} + \gamma(n, p, \delta, \epsilon) < \hat{\gamma}$ , and using Proposition 3, the assumptions of Lemma 9 are satisfied. Note that the assumptions of Lemma 7 are likewise satisfied by the condition (46). Applying Theorem 2, the risk  $\mathcal{R}(\theta_t)$  is reduced by at least  $\frac{\gamma}{2}$  in each step of the damped Newton phase of the algorithm. Hence, the number of such iterations cannot exceed

$$T_{damp} := \frac{\mathcal{R}(\theta_0) - \mathcal{R}(\theta^*)}{\gamma/2}. \quad (49)$$

Define

$$T_{\text{pure}} := \log_2 \log_2 \left( \frac{6c_2 L}{m^2} \right). \quad (50)$$

Applying Theorem 1, we observe that after  $T_{\text{pure}}$  iterations in the pure Newton phase, we have  $\frac{m}{L} \left(\frac{1}{2}\right)^{2^t} < \frac{6c_2}{m}$ . Therefore, from inequality (13), we have  $\|\hat{\theta} - \theta^*\|_2 \leq \frac{12c_2}{m}$ . Combining inequalities (49) and (50), we obtain the bound on the total number of iterations  $T$ .

From the preceding analysis on the robust gradient and Hessian estimators, observe that  $\eta$ ,  $L$ , and  $m$  are independent of  $\epsilon$  and  $p$ , while  $\gamma_g$  is  $O(\sqrt{\epsilon \log p})$  and  $\gamma_h$  is  $O(p\sqrt{\epsilon \log p})$ . Hence, from inequality (13), we have  $\|\theta_T - \theta^*\|_2 = O(p\sqrt{\epsilon \log p})$ .

We now compute the error probability of the algorithm via a union bound. For each of the  $T$  gradient and Hessian calculations, we have a possible error of  $\delta$ . Furthermore, each call of backtracking linesearch incurs a possible error from the robust estimates, by Lemma 7; once at  $\theta_t$  and once for each value of  $\alpha$  used in the linesearch. This is a total of  $2T_{\text{pure}}$  evaluations for the pure Newton steps, and a maximum of  $T_{\text{damp}} \left(1 + \left\lceil \frac{\log \left(\frac{m}{M} \left(\frac{1}{2} - \kappa_1\right)\right)}{\log \kappa_2} \right\rceil\right)$  evaluations for the damped Newton steps. Thus, the overall probability of error is at most

$$2T\delta + 2T_{\text{pure}}\delta + T_{\text{damp}} \left(1 + \left\lceil \frac{\log \left(\frac{m}{M} \left(\frac{1}{2} - \kappa_1\right)\right)}{\log \kappa_2} \right\rceil\right) \delta \leq T\delta \left(5 + \left\lceil \frac{\log \left(\frac{m}{M} \left(\frac{1}{2} - \kappa_1\right)\right)}{\log \kappa_2} \right\rceil\right).$$

□

**Remark 3.** Examining the condition (48), we see that (assuming  $(m, M, L, \eta, \|\Sigma_x\|_2)$  are all constants) we have a required upper bound of  $\hat{\gamma}^2 \asymp \frac{1}{\log p}$  on the contamination proportion  $\epsilon$ . Furthermore, from the expression (36), we have (ignoring log factors)  $n \gtrsim \max\{p, \epsilon p^2\}$ . The condition (46) likewise gives a minimum sample size requirement on  $n$  in terms of  $\delta$ .

**Remark 4.** It is instructive to compare the result of Theorem 3 to Theorem 4 in Prasad et al. [28], which gives a convergence statement of the form

$$\|\theta^t - \theta^*\|_2 \leq \kappa^t \|\theta^0 - \theta^*\|_2 + \frac{C \|\Sigma_x\|_2^{1/2} \sqrt{\log p}}{1 - \kappa} (\sqrt{\epsilon} + \gamma(n, p, \delta, \epsilon))$$

for iterates  $\{\theta^t\}_{t \geq 0}$  of robust gradient descent. For sufficiently large  $t$ , the second term dominates, leaving an error term of  $O(\sqrt{\epsilon \log p})$ . Our theorem has a dominant factor of  $O(p\sqrt{\epsilon \log p})$ , which can be reduced to  $O(\sqrt{\epsilon \log p})$  if we assume 4-wise independence of the coordinates of the covariate distribution (cf. Remark 1 above). In terms of the convergence rate of the optimization procedure, however, we just need  $T \asymp \log \log \frac{1}{\epsilon}$ , compared to  $T \asymp \log \frac{1}{\epsilon}$  in the case of robust gradient descent.

Linear regression is of course a special case of GLMs, for which Theorem 3 readily applies. On the other hand, note that a much more direct way to obtain a robust estimator for linear regression would be to directly robustify the estimator  $\hat{\theta}_{OLS} = \left(\frac{X^T X}{n}\right)^{-1} \left(\frac{X^T y}{n}\right)$ , where we apply Algorithm 1 to obtain robust estimates of  $\mathbb{E}[y_i x_i]$  and  $\mathbb{E}[x_i x_i^T]$  (the latter matrix being vectorized before applying the agnostic mean algorithm). Indeed, in the non-robust case, applying Newton's method to the ordinary least squares objective converges in a single step. A careful analysis of this so-called "robust plug-in estimator" would also give an error of  $O(\sqrt{\epsilon})$  in the robust case, but a direct analysis would provide an error bound which depends on  $\|\theta^*\|_2$ , since  $\text{Cov}(x_i, y_i)$  would scale with  $\|\theta^*\|_2$  (cf. Corollary 3 in Prasad et al. [28]). On the other hand, the guarantee of Theorem 3 for the full robust Newton's method does not involve  $\|\theta^*\|_2$ .

**Remark 5.** A natural question is whether the estimation error upper bounds in Theorem 3 are tight: For i.i.d. samples from a GLM with Huber  $\epsilon$ -contamination, is it possible to derive estimators with error smaller than  $C\sqrt{\epsilon}$ ? For the case of linear regression, this problem has been studied quite carefully, and it has been established that when the uncontaminated data are Gaussian with an isotropic covariance, the rate should be  $\Theta(\epsilon)$  [3, 11, 27]. In the case when the covariates only follow a bounded fourth moment assumption, the rate improves to  $\Theta(\sqrt{\epsilon})$  [5, 6]. We are not aware of existing lower bounds in the literature for more general GLMs.

## 4.2 Heavy-Tailed Distributions

In this subsection, we assume that the link function  $\Phi$  satisfies inequality (40) for  $k \in \{1, 2\}$ , inequality (41) for  $t \in \{2, 4\}$ , and inequality (42) for  $t \in \{2, 3\}$ . As in the case of Huber contamination, we assume that the population risk  $\mathcal{R}(\theta)$  is  $m$ -strongly convex. Define  $L$  and  $M$  as in Proposition 1.

**Proposition 4.** Under the assumptions above, the gradient and Hessian estimates with TYPE = Heavy-tail returned by Algorithms 4 and 5, respectively, satisfy the conditions of Definitions 1 and 2 with the following parameters:

$$\begin{aligned}\alpha_g &= c_1 \sqrt{\frac{p \log(1.4/\delta)}{n}}, \\ \beta_g &= c_2 \sqrt{\frac{p \log(1.4/\delta)}{n}}, \\ \alpha_h &= 0, \\ \beta_h &= c_3 \|\Sigma_x\|_2 p \sqrt{\frac{\log(1.4/\delta)}{n}},\end{aligned}$$

with probability at least  $1 - \delta$ .

*Proof.* By Lemma 5, the distribution of the gradients  $\nabla \mathcal{L}(\theta, z)$  has bounded fourth moments. Moreover,

$$\begin{aligned}\|\text{Cov}(\nabla \mathcal{L}(\theta, z))\|_2 &\leq C_1 \|\Sigma_x\|_2 \left( \sqrt{L_{\Phi,4}} + L_{\Phi,2} \right) \|\theta - \theta^*\|_2^2 \\ &\quad + C_2 \|\Sigma_x\|_2 \left( B_{\Phi,2} + \sqrt{B_{\Phi,4}} + c(\sigma) \sqrt{M_{\Phi,2,2}} + \sqrt{c(\sigma)^3 M_{\Phi,4,1}} \right).\end{aligned}$$

Plugging this bound into inequality (37) of Lemma 2, we obtain

$$\begin{aligned}\|g(\theta) - \mathbb{E}[\nabla \mathcal{L}(\theta, z)]\|_2 &\leq 11 \sqrt{\frac{\text{tr}(\text{Cov}(\nabla \mathcal{L}(\theta, z))) \log(1.4/\delta)}{n}} \\ &\leq 11 \sqrt{\frac{p \text{Cov}(\nabla \mathcal{L}(\theta, z)) \log(1.4/\delta)}{n}} \\ &\leq c_1 \sqrt{\frac{p \log(1.4/\delta)}{n}} \|\theta - \theta^*\|_2 + c_2 \sqrt{\frac{p \log(1.4/\delta)}{n}}.\end{aligned}$$

Hence, the gradient estimate returned by Algorithm 4 satisfies Definition 1 with  $\alpha_g = c_1 \sqrt{\frac{p \log(1.4/\delta)}{n}}$  and  $\beta_g = c_2 \sqrt{\frac{p \log(1.4/\delta)}{n}}$ .

By Lemma 6, the distribution of the flattened Hessian  $\text{flatten}(\nabla^2 \mathcal{L}(\theta, z))$  has bounded fourth moments. Moreover, combining Lemma 6 with Lemma 4, we obtain

$$\begin{aligned} \|H(\theta) - \mathbb{E}[\nabla^2 \mathcal{L}(\theta, z)]\|_2 &\leq C_3 \sqrt{\frac{\text{tr}(\text{Cov}(\text{flatten}(\nabla^2 \mathcal{L}(\theta, z)))) \log(1.4/\delta)}{n}} \\ &\leq c_3 \|\Sigma_x\|_2 p \sqrt{\frac{\log(1.4/\delta)}{n}}. \end{aligned}$$

Hence, the Hessian estimate returned by Algorithm 5 satisfies Definition 2 with  $\alpha_h = 0$  and  $\beta_h = c_3 \|\Sigma_x\|_2 \sqrt{\frac{\log(1.4/\delta)}{n}}$ .  $\square$

We then have the following result:

**Theorem 4.** *Let  $\{z_i\}_{i=1}^n$  be  $n$  i.i.d. samples drawn from a heavy-tailed distribution  $P$  that satisfies the GLM in (3), and suppose the aforementioned assumptions are satisfied. Define  $(\eta, c_2, \zeta, \gamma_g, \gamma_h)$  as in Theorem 1 and  $\gamma$  as in Theorem 2. Let  $\delta > 0$ . Suppose  $n$  satisfies*

$$n > C \max \left\{ \frac{p}{\widehat{\alpha}_g^2}, \frac{p}{\widehat{\beta}_g^2}, \frac{p^2 \|\Sigma_x\|_2^2}{\widehat{\beta}_h^2}, \frac{1}{\zeta^2} \right\} \log \left( \frac{1.4}{\delta} \right), \quad (51)$$

where  $(\widehat{\alpha}_g, \widehat{\beta}_g, \widehat{\beta}_h)$  are as defined in Lemma 9. Then applying Algorithm 3 on  $\{z_i\}_{i=1}^n$ , with initialization  $\theta_0 \in \Theta$  and number of iterations

$$T \geq \frac{\mathcal{R}(\theta_0) - \mathcal{R}(\theta^*)}{\gamma/2} + \log_2 \log_2 \left( \frac{6c_2 L}{m^2} \right),$$

returns an output such that

$$\|\theta_T - \theta^*\|_2 \leq \frac{12c_2}{m} = O \left( \sqrt{\frac{p^2}{n}} \right),$$

with probability at least  $1 - T\delta \left( 5 + \left\lceil \frac{\log(\frac{m}{M}(\frac{1}{2} - \kappa_1))}{\log \kappa_2} \right\rceil \right)$ .

*Proof.* We will follow a similar outline as in the proof of Theorem 3.

Using the assumption on  $n$  and Proposition 4, it is straightforward to verify that the conditions of Lemma 9 are satisfied. Furthermore, the conditions of Lemma 8 are satisfied by inequality (51), as well. Applying Theorem 2, the risk  $\mathcal{R}(\theta_t)$  is reduced by at least  $\frac{\gamma}{2}$  in each step of the damped Newton phase of the algorithm. Hence, the number of such iterations cannot exceed  $T_{\text{damp}}$ , defined as in equation (49). Applying Theorem 1, we observe that after  $T_{\text{pure}}$  iterations (defined as in equation (50)) in the pure Newton phase, we have  $\frac{m}{L} \left(\frac{1}{2}\right)^{2^t} < \frac{6c_2}{m}$ . Therefore, from inequality (13), we have  $\|\widehat{\theta} - \theta^*\|_2 \leq \frac{12c_2}{m}$ . Combining inequalities (49) and (50), we obtain the bound on the total number of iterations  $T$ .

From the preceding analysis on the robust gradient and Hessian estimators (cf. Proposition 4), observe that  $\gamma_g = O \left( \sqrt{\frac{p}{n}} \right)$  and  $\gamma_h = O \left( \sqrt{\frac{p^2}{n}} \right)$ . Hence,  $c_2$  is  $O \left( \sqrt{\frac{p^2}{n}} \right)$ . From inequality (13), we then have  $\|\theta_T - \theta^*\|_2 = O \left( \sqrt{\frac{p^2}{n}} \right)$ .

Computing the error probability of the algorithm via a union bound is the same as in Theorem 3 with the use of appropriate gradient, Hessian, and robust estimates.  $\square$

**Remark 6.** *Again, assuming 4-wise independence of the coordinates of the covariate distribution, we can reduce the dimension-dependence of the bounds (cf. Remark 1). We then take  $\beta_h \asymp \sqrt{p} \|\Sigma_x\|_2^2$ , to obtain an estimation error bound of the form  $\|\widehat{\theta} - \theta^*\|_2 = O \left( \sqrt{\frac{p}{n}} \right)$ .*



## 5 Simulations

We note that in our simulations, we have implemented the code from Lai et al. [15] for agnostic mean estimation. In particular, the outlier truncation step is slightly different from the one analyzed in Prasad et al. [28], and consequently also in our theorems above.

### 5.1 Huber’s Contamination Model

We begin with simulations for linear and logistic regression in Huber’s contamination model.

#### 5.1.1 Linear Regression

For our simulations, we set the dimension to be  $p = 10$  and the number of data points to be  $n = 1000$ . We simulated the clean covariates as  $x_i \sim N(0, I_p)$ , with corresponding responses  $y_i = x_i^T \theta^* + w_i$ , where  $w_i \sim N(0, 0.1)$  is i.i.d. noise and the true parameter is  $\theta^* = \frac{1}{\sqrt{p}}(1, 1, \dots, 1)$ . We simulated the outlier covariates as  $x_i \sim N(0, p^2 I_p)$ , with corresponding responses  $y_i = 0$ .

Figure 1 shows the results for Robust Newton’s Method (RNM), Robust Gradient Descent (RGD), and ordinary least squares (OLS). We used the initialization  $\theta_0 = (0.4, \dots, 0.4) + 10w$ , with  $w \sim \mathcal{N}(0, I_p)$ , for both RNM and RGD. For RNM, we used the backtracking linesearch parameters  $\kappa_1 = 0.01, \kappa_2 = 0.5$ , and  $\zeta = 10^{-8}$ . For RGD, we used stepsize  $\eta = 0.1$ . We repeated the algorithm three times with contamination fractions  $\epsilon = 0.1, 0.2$ , and  $0.3$ . As seen in the figure, the statistical error indeed decreases quite quickly for RNM in comparison to RGD.

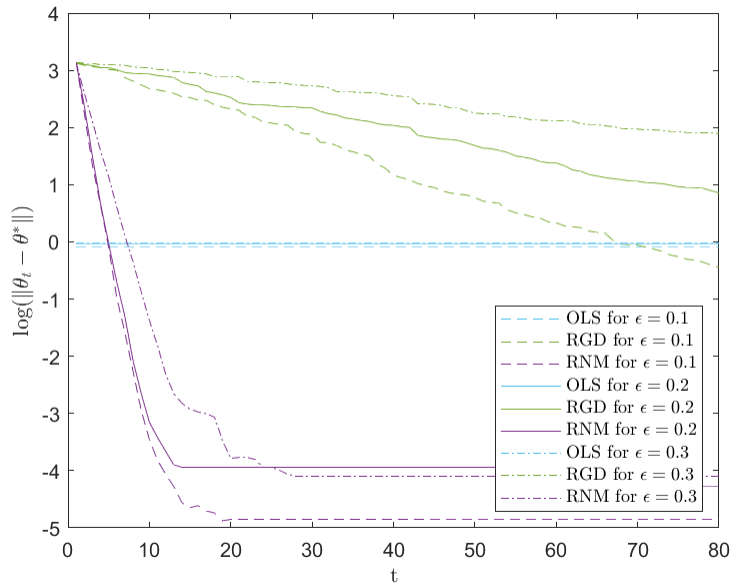


Figure 1: Error  $\log(\|\theta_t - \theta^*\|_2)$  with respect to each iteration of Robust Newton’s Method (RNM), Robust Gradient Descent (RGD), and ordinary least squares (OLS) for linear regression with Huber contamination.

### 5.1.2 Logistic Regression

Next, we generated data from a logistic model with  $p = 10$ ,  $n = 1000$ , and  $\theta^* = (1/\sqrt{p}, \dots, 1/\sqrt{p})$ , where we sampled the covariates as  $x_i \sim \mathcal{N}(0, I_p)$  and sampled  $y_i \in \{0, 1\}$  such that  $p(y_i = 1|x_i) = \frac{1}{1+e^{-x_i^T \theta^*}}$ . We then randomly changed an  $\epsilon$  fraction of the labels to be either 0 or 1, with equal probability. For various values of  $\epsilon$ , we ran Robust Gradient Descent (RGD) and Robust Newton’s Method (RNM), and plotted the parameter error in Figure 2. For RNM, we used the same backtracking linesearch parameters as in the case of linear regression with Huber contamination. For RGD, we used a stepsize of  $\eta = 3$ . As seen in the figure, the statistical error again decreases more quickly for RNM than for RGD.

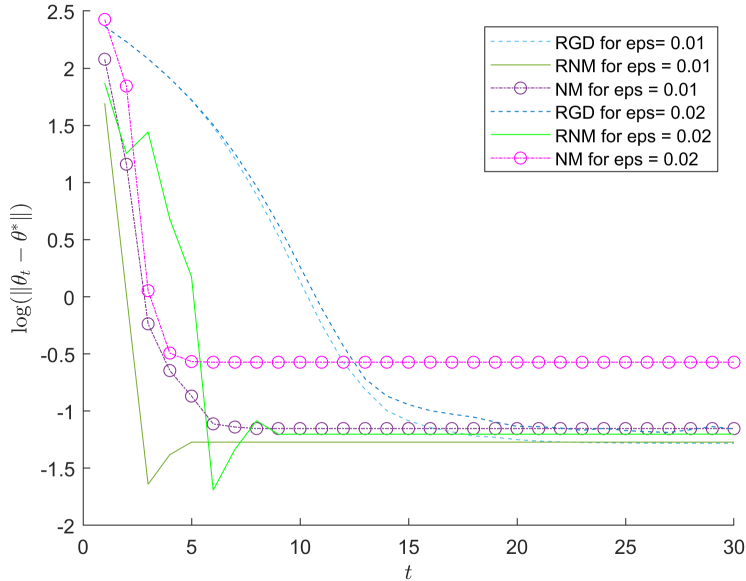


Figure 2: Error  $\log(\|\theta_t - \theta^*\|_2)$  with respect to each iteration for Robust Newton’s Method (RNM) and Robust Gradient Descent (RGD) for logistic regression with Huber contamination. The behavior of the non-robust optimizer, found using Newton’s method (NM), is also shown for reference.

### 5.2 Heavy-Tailed Data

For heavy-tailed data, we took  $p = 10$  and  $n = 1000$ . We generated the covariates  $x_i \sim N(0, I_p)$  and the corresponding responses  $y_i = x_i^T \theta^* + w_i$ , with  $w_i$  following a Pareto distribution with variance  $\sigma^2$  and tail-index parameter  $\beta$ . We set the regression parameter  $\theta^* = \frac{1}{\sqrt{p}}(1, 1, \dots, 1)$ .

Figure 3 compares the results of Robust Newton’s Method (RNM), Robust Gradient Descent (RGD), and ordinary least squares (OLS). We used the initialization  $\theta_0 = (10, 10, \dots, 10)$  for both RNM and RGD. For RNM, we used the backtracking linesearch parameters  $\kappa_1 = 0.01$ ,  $\kappa_2 = 0.5$ , and  $\zeta = 1000$ . For RGD, we used stepsize  $\eta = 0.1$ . We repeated the algorithm three times, for  $\sigma = 0.5, 1$ , and  $1.5$ , all with  $\beta = 1$ . As seen in the figure, the statistical error again decreases more quickly for RNM than for RGD; on the other hand, in this simulation, the final error of RGD is lower than that of RNM.

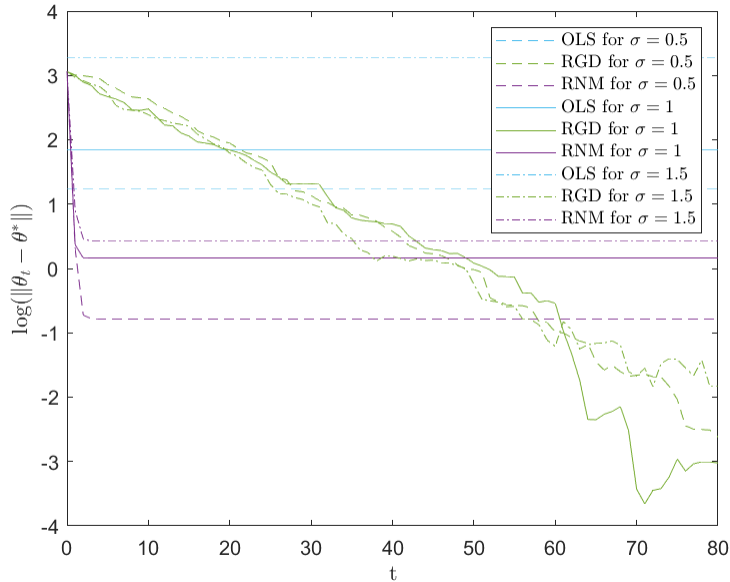


Figure 3: Error  $\log(\|\theta_t - \theta^*\|_2)$  with respect to each iteration for Robust Newton’s Method (RNM), Robust Gradient Descent (RGD), and ordinary least squares (OLS) for linear regression with heavy-tailed data.

## 6 Robust Hessian Estimation: The Conjugate Gradient Approach

In this section, we discuss an alternative to Newton’s method (and present a robust variant thereof) which does not involve explicitly computing the Hessian. Inspired by Martens [23], the idea is to estimate  $\nabla^2 f(\theta)v$ , for any vector  $v$ , using the approximation

$$h_v(\theta) = \frac{\nabla f(\theta + \delta v) - \nabla f(\theta)}{\delta}, \quad (52)$$

for some small  $\delta > 0$ . Note that in order to compute the Newton step  $\Delta\theta_{nt}$ , we need to solve the system  $\nabla^2 f(\theta)\Delta\theta = -\nabla f(\theta)$ , which we will do using the conjugate gradient algorithm, which provides an iterative method for solving a linear system of the form  $Ax = b$  [30, Chapter 5]. Our robust approach will involve using the robust gradient estimate  $g(\theta)$  in place of  $\nabla f(\theta)$ .

The details of the algorithm are provided in Algorithm 6. Note that we have specified that the `CGNewtonStep` subroutine for finding the Newton direction on each iteration of `CGRobustNewton` runs for  $p$  steps, because in the noiseless case, the conjugate gradient method is known to terminate in at most  $p$  steps.

---

**Algorithm 6** Conjugate Gradient Robust Newton's Method

---

**Require:** Data samples  $S = \{z_i\}_{i=1}^n$ , Number of iterations  $T$ , Initial guess  $\theta_0 \in \Theta$ , Backtracking linesearch parameters  $\kappa_1 \in (0, 0.5)$ ,  $\kappa_2 \in (0, 1)$ , and  $\zeta$ , Tolerance  $\delta$

```
1:
2: function CGROBUSTNEWTON( $S, \xi, \theta_0, \kappa_1, \kappa_2, \zeta$ )
3:   for  $t = 0$  to  $T - 1$  do
4:     Compute losses  $\{\mathcal{L}(\theta_t, z_i)\}_{i=1}^n$  and gradients  $\{\nabla\mathcal{L}(\theta_t, z_i)\}_{i=1}^n$ 
5:     Compute Newton step  $\Delta\theta_{nt} = \text{CGNEWTONSTEP}(\theta_t)$ 
6:     Compute stepsize  $\alpha = \text{BACKTRACKINGLINESEARCH}(S, \theta_t, \Delta\theta_{nt}, g(\theta_t), \kappa_1, \kappa_2, \zeta)$ 
7:     Update  $\theta_{t+1} = \theta_t + \alpha\Delta\theta_{nt}$ 
8:   end for
9:   return  $\theta_T$ 
10: end function
11: function CGNEWTONSTEP( $\theta$ )
12:   Randomly initialize  $\Delta\theta^{(0)} \in \Theta$ 
13:   Compute gradient estimate  $g(\theta) = \text{ROBUSTGRADIENTESTIMATE}(S, \theta)$ 
14:   Compute Hessian-vector product estimate  $h_{\Delta\theta^{(0)}}(\theta) = \text{HVPRODUCT}(\theta, \Delta\theta^{(0)})$ 
15:   Set  $r_0 = h_{\Delta\theta^{(0)}}(\theta) + g(\theta)$ 
16:   Set  $p_0 = -r_0$ 
17:   for  $k = 1$  to  $p - 1$  do
18:     Compute Hessian-vector product estimate  $h_{p_k}(\theta) = \text{HVPRODUCT}(\theta, p_k)$ 
19:     Set  $\alpha_k = \frac{r_k^T r_k}{p_k^T h_{p_k}(\theta)}$ 
20:     Set  $\Delta\theta^{(k+1)} = \Delta\theta^{(k)} + \alpha_k p_k$ 
21:     Set  $r_{k+1} = r_k + \alpha_k h_{p_k}(\theta)$ 
22:     Set  $\beta_{k+1} = \frac{r_{k+1}^T r_{k+1}}{r_k^T r_k}$ 
23:     Set  $p_{k+1} = -r_{k+1} + \beta_{k+1} p_k$ 
24:   end for
25:   return  $\Delta\theta^{(d)}$ 
26: end function
27: function HVPRODUCT( $\theta, v$ )
28:   Compute gradient estimate  $g(\theta) = \text{ROBUSTGRADIENTESTIMATE}(S, \theta)$ 
29:   Compute gradient estimate  $g(\theta + \delta v) = \text{ROBUSTGRADIENTESTIMATE}(S, \theta + \delta v)$ 
30:   return  $\frac{g(\theta + \delta v) - g(\theta)}{\delta}$ 
31: end function
32: function BACKTRACKINGLINESEARCH( $(S, \theta, \Delta\theta_{nt}), g(\theta), \kappa_1, \kappa_2, \zeta$ )
33:   Set  $\alpha = 1$ 
34:   while  $\text{ROBUSTESTIMATE}(\{\mathcal{L}(\theta + \alpha\Delta\theta_{nt}, z_i)\}_{i=1}^n) > \text{ROBUSTESTIMATE}(\{\mathcal{L}(\theta, z_i)\}_{i=1}^n) + \kappa_1\alpha g(\theta)\Delta\theta_{nt} + \zeta$  do
35:     Update  $\alpha = \kappa_2\alpha$ 
36:   end while
37:   return  $\alpha$ 
end function
```

---

## 6.1 Convergence

We sketch some ideas here; a rigorous proof giving rates of convergence of the robust conjugate gradient method is beyond the scope of this work. Focusing on the pure Newton phase, note that our analysis of the iterates of robust Newton’s method essentially hinges on the Newton step  $\Delta\theta_{nt}$  satisfying the equation

$$\nabla f(\theta_t) = -\nabla^2 f(\theta_t)\Delta\theta_{nt} + \chi_t, \quad (53)$$

where the next iterate is then defined by  $\theta_{t+1} = \theta_t + \Delta\theta_{nt}$  and  $\chi_t$  is a small, bounded error (cf. inequalities (24) and (25)). In particular, we can bound  $\chi_t$  using the fact that  $\Delta\theta_{nt} = -H(\theta_t)^{-1}g(\theta_t)$ , and  $\|g(\theta_t) - \nabla f(\theta_t)\|_2$  and  $\|H(\theta_t) - \nabla^2 f(\theta_t)\|_2$  are small. In the case of the robust conjugate gradient method, we can again think of the conjugate gradient method as providing an approximate solution of the form

$$\nabla f(\theta_t) = -\nabla^2 f(\theta_t)\Delta\tilde{\theta}_{nt} + \tilde{\chi}_t, \quad (54)$$

where successive iterates are then defined by  $\tilde{\theta}_{t+1} = \tilde{\theta}_t + \Delta\tilde{\theta}_{nt}$ . Thus, the main challenge is to understand the propagation of errors when the conjugate gradient method is applied to solve the system  $Ax = b$ , but the matrix-vector pair  $(A, b)$  is replaced by  $(\tilde{A}, \tilde{b})$  on each iteration. To the best of our knowledge, this is actually an open question in optimization [12, 13]. We note, however, that since our ultimate statistical estimation error bounds are all up to a small radius of, e.g.,  $O(\sqrt{\epsilon})$ , we only need the output of the conjugate gradient method to be correct up to this error. In particular, as it is known that the exact conjugate gradient method terminates after  $p$  steps [30], it would for instance suffice to show that an inexact conjugate gradient method, where the error of  $(\tilde{A}, \tilde{b})$  is also  $O(\sqrt{\epsilon})$ , only accumulates  $O(\sqrt{\epsilon})$  error after  $p$  steps. Alternatively, one could try to derive a geometric rate of convergence (cf. equation (5.36) of Nocedal and Wright [30]), with an additional additive error term, for inexact conjugate gradient steps.

To this end, we also need to understand the error terms introduced to conjugate gradient steps due to inexactness. This depends on the increment  $\delta$  used in the finite-difference approximation of the Hessian term (52). Note that by a Taylor expansion, we have

$$\nabla f(\theta + \delta v) = \nabla f(\theta) + \delta \nabla^2 f(\theta)v + C\delta^2,$$

for some constant  $C$ . Thus, we have the error bounds

$$\begin{aligned} \|h_v(\theta) - \nabla^2 f(\theta)v\|_2 &= \left\| \frac{g(\theta + \delta v) - g(\theta)}{\delta} - \nabla^2 f(\theta)v \right\|_2 \\ &= \left\| \frac{g(\theta + \delta v) - g(\theta)}{\delta} - \frac{\nabla f(\theta + \delta v) - \nabla f(\theta)}{\delta} - C\delta \right\|_2 \\ &\leq \frac{\|g(\theta + \delta v) - \nabla f(\theta + \delta v)\|_2}{\delta} + \frac{\|g(\theta) - \nabla f(\theta)\|_2}{\delta} + C\delta. \end{aligned}$$

If we had deviations bounds of the form (8), e.g., with  $\alpha_g, \beta_g \asymp \sqrt{\epsilon}$ , the optimal choice of  $\delta$  would be  $\delta \asymp \epsilon^{1/4}$ .

In summary, we conjecture that the robust conjugate gradient method would allow us to incur an overall estimation error of  $O(\epsilon^{1/4})$  in the case of Huber’s  $\epsilon$ -contamination model, again at a quadratic convergence rate for the successive Newton iterates. Although this is a slower rate than the one derived in Section 4 for GLMs, it may be applicable to a much wider range of settings. We also note that for the SEVER algorithm [9], a rate of  $O(\epsilon^{1/4})$  is also derived for empirical risk minimization for a class of classification problems. If the above discussion could be made rigorous, it would then also be extendable to the heavy-tailed setting in a straightforward manner.

## 6.2 Simulations

In Figure 4, we compare the Newton Conjugate Gradient Method (NCGM), Robust Gradient Descent (RGD), and ordinary least squares (OLS) on a linear model with Huber  $\epsilon$ -contaminated data, with the same setup as in Section 5.1.1. We used the initial parameter  $\theta_0 = (1, \dots, 1) + 2w$ , with  $w \sim N(0, I_p)$ , for both NCGM and RGD. For NCGM, we used the backtracking linesearch parameters  $\kappa_1 = 0.01, \kappa_2 = 0.5$ , and  $\zeta = 0.001$ . We also used  $\delta = 10^{-9}$  for the estimation of Hessian-vector products. For RGD, we used stepsize  $\eta = 0.02$ . We repeated the algorithm two times, with contamination fractions  $\epsilon = 0.01$  and  $0.02$ .

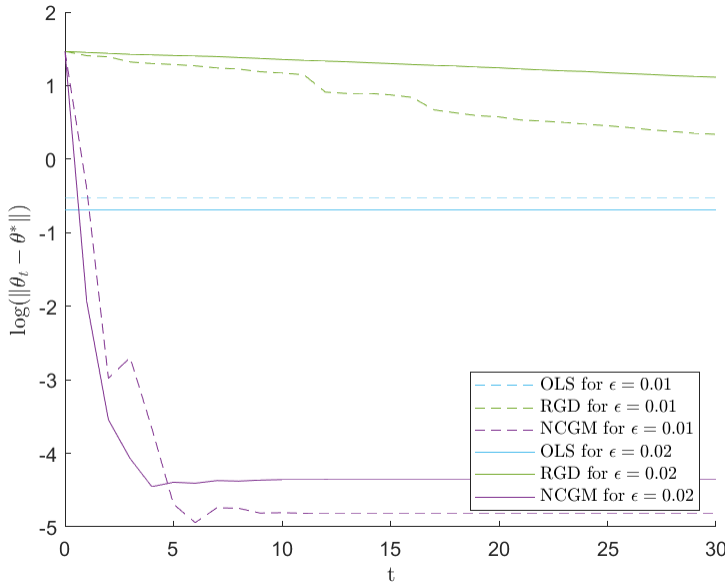


Figure 4: Error  $\log(\|\theta_t - \theta^*\|_2)$  with respect to each iteration for the Newton Conjugate Gradient Method (NCGM), Robust Gradient Descent (RGD), and ordinary least squares (OLS) for linear regression with Huber contamination.

In Figure 5, we compare the Newton Conjugate Gradient Method (NCGM), Robust Gradient Descent (RGD), and ordinary least squares (OLS) on a linear model with heavy-tailed data, again with the same setup as in Section 5.1.1. We used the initial parameter  $\theta_0 = (1.5, \dots, 1.5) + 2w$ , with  $w \sim N(0, I_p)$ , for both NCGM and RGD. For NCGM, we used the backtracking linesearch parameters  $\kappa_1 = 0.01, \kappa_2 = 0.5$ , and  $\zeta = 0.00001$ . We also used  $\delta = 10^{-10}$  for the estimation of Hessian-vector products. For RGD, we used stepsize  $\eta = 0.2$ . We repeated the algorithm twice with  $\sigma = 0.5$  and  $0.25$ , with  $\beta = 0.7$ .

In Figure 6, we compare the Newton Conjugate Gradient Method (NCGM) and Robust Gradient Descent (RGD) on a logistic model with Huber  $\epsilon$  contamination. To generate the contaminated logistic data, we used the same procedure outlined in Section 5.1.2. We also used the same hyperparameters for NCGM and RGD as in Section 5.1.2.

## 7 Discussion

We have presented a novel second-order method for robust parameter estimation, based on an adaptation of Newton’s method where gradients and Hessians are computed in a robust manner

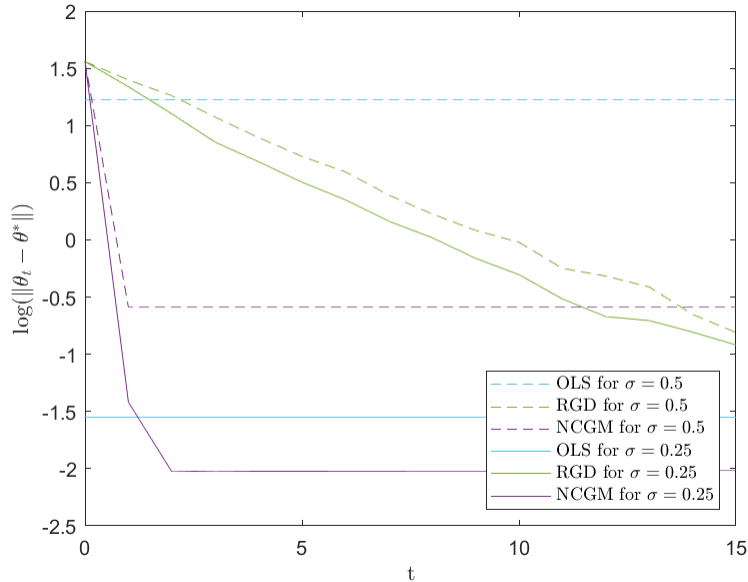


Figure 5: Error  $\log(\|\theta_t - \theta^*\|_2)$  with respect to each iteration for the Newton Conjugate Gradient Method (NCGM), Robust Gradient Descent (RGD), and ordinary least squares (OLS) for linear regression with heavy-tailed data.

on each iteration. In particular, we have shown that a variant of the backtracking linesearch algorithm will adaptively choose stepsizes in such a way that a finite number of iterates initially lie in a “damped” phase of the algorithm, after which the algorithm enters a “pure” phase where it only chooses stepsizes equal to 1 and converges quadratically to a small ball around the true parameter. Although our method shows clear advantages in comparison to previously analyzed first-order methods, many possible improvements exist which may also be extremely interesting to study theoretically. First of all, we have used a rather naive method for computing robust Hessians based on vectorizing the Hessian matrix and applying the same subroutine used for robust gradient estimation. Obtaining optimal rates for robust matrix estimation under a variety of metrics and contamination settings is an active area of research [25, 26, 4], and it is entirely possible that a different robust matrix estimator would lead to better overall error bounds for our robust Newton algorithm. Another plausible extension of our analysis that could be studied under a similar theoretical framework would be to use robust gradient and Hessian estimators which employ the estimation procedures of Diakonikolas et al. [10] rather than those of Lai et al. [15]; we note that this would allow us to also handle the setting of adversarially contaminated data, rather than i.i.d. data from either an  $\epsilon$ -contaminated or heavy-tailed model.

It would also be interesting and practically important to devise robust second-order algorithms appropriate for higher-dimensional data. For moderate to large  $p$  (even in settings where  $p < n$ ), implementing the robust version of Newton’s method can become more tedious, since it involves robustly computing  $p \times p$  matrices and then inverting them on each iteration. In the truly high-dimensional case ( $p > n$ ), even the canonical version of Newton’s method must be modified, since the Hessian matrix becomes rank-deficient. This raises the question of whether it would be beneficial to analyze a robust inexact second-order algorithm, instead, where the Hessian matrix need not be approximated as closely. In the truly high-dimensional setting, combining this with regularization would be a natural direction for future work.

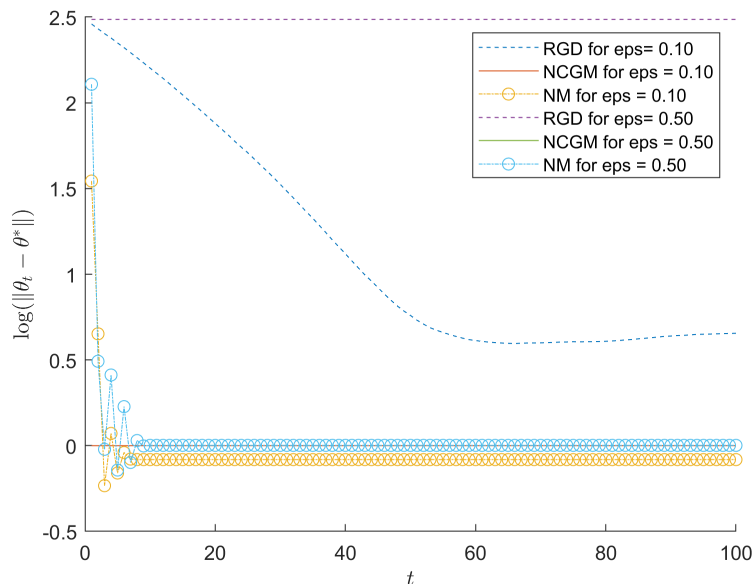


Figure 6: Error  $\log(\|\theta_t - \theta^*\|_2)$  with respect to each iteration for the Newton Conjugate Gradient Method (NCGM) and Robust Gradient Descent (RGD) for logistic regression with Huber contamination. The behavior of the non-robust optimizer, found using Newton’s method (NM), is also shown for reference.

Finally, we have proposed the robust conjugate gradient method as an alternative second-order algorithm which, though based on Newton’s method, only requires computing robust gradients rather than needing to separately compute robust Hessians. This method could potentially enjoy the fast convergence benefits of Newton’s method while bypassing some of the computational issues in higher dimensions. However, a rigorous analysis of the robust conjugate gradient method is beyond the current scope of this paper—in particular, it would involve carefully tracking the propagation of errors through iterates of the conjugate gradient method, which has remained a long-standing open problem. We note that any error bounds on successive conjugate gradient iterates could then easily be plugged into our proofs to obtain quadratic convergence to an appropriate ball around the true parameter.

## Acknowledgments

The work of EI was supported by the Cantab Capital Institute for the Mathematics of Information via the Philippa Fawcett Internship programme (Faculty of Mathematics, University of Cambridge).

## References

- [1] D. Bertsekas. *Convex Optimization Algorithms*. Athena Scientific, 2015.
- [2] S. P. Boyd and L. Vandenberghe. *Convex Optimization*. Cambridge University Press, 2004.
- [3] M. Chen, C. Gao, and Z. Ren. A general decision theory for Huber’s  $\epsilon$ -contamination model. *Electronic Journal of Statistics*, 10(2):3752–3774, 2016.



- [4] Y. Cheng, I. Diakonikolas, R. Ge, and D. P. Woodruff. Faster algorithms for high-dimensional robust covariance estimation. In *Conference on Learning Theory*, pages 727–757. PMLR, 2019.
- [5] Y. Cherapanamjeri, E. Aras, N. Tripuraneni, M. I. Jordan, N. Flammarion, and P. L. Bartlett. Optimal robust linear regression in nearly linear time. *arXiv preprint arXiv:2007.08137*, 2020.
- [6] Y. Cherapanamjeri, S. B. Hopkins, T. Kathuria, P. Raghavendra, and N. Tripuraneni. Algorithms for heavy-tailed statistics: Regression, covariance estimation, and beyond. In *Proceedings of the 52nd Annual ACM SIGACT Symposium on Theory of Computing*, pages 601–609, 2020.
- [7] G. Chinot, G. Lecué, and M. Lerasle. Robust statistical learning with Lipschitz and convex loss functions. *Probability Theory and Related Fields*, 176(3):897–940, 2020.
- [8] I. Diakonikolas, G. Kamath, D. Kane, J. Li, A. Moitra, and A. Stewart. Robust estimators in high-dimensions without the computational intractability. *SIAM Journal on Computing*, 48(2):742–864, 2019.
- [9] I. Diakonikolas, G. Kamath, D. Kane, J. Li, J. Steinhardt, and A. Stewart. SEVER: A robust meta-algorithm for stochastic optimization. In *International Conference on Machine Learning*, pages 1596–1606. PMLR, 2019.
- [10] I. Diakonikolas and D. M. Kane. Recent advances in algorithmic high-dimensional robust statistics. *arXiv preprint arXiv:1911.05911*, 2019.
- [11] I. Diakonikolas, W. Kong, and A. Stewart. Efficient algorithms and lower bounds for robust linear regression. In *Proceedings of the Thirtieth Annual ACM-SIAM Symposium on Discrete Algorithms*, pages 2745–2754. SIAM, 2019.
- [12] A. Greenbaum. Behavior of slightly perturbed Lanczos and conjugate-gradient recurrences. *Linear Algebra and its Applications*, 113:7–63, 1989.
- [13] A. Greenbaum and Z. Strakos. Predicting the behavior of finite precision Lanczos and conjugate gradient computations. *SIAM Journal on Matrix Analysis and Applications*, 13(1):121–137, 1992.
- [14] P. J. Huber and E. M. Ronchetti. *Robust Statistics*. Wiley Series in Probability and Statistics. Wiley, 2011.
- [15] K. A. Lai, A. B. Rao, and S. Vempala. Agnostic estimation of mean and covariance. In *2016 IEEE 57th Annual Symposium on Foundations of Computer Science (FOCS)*, pages 665–674. IEEE, 2016.
- [16] G. Lecué and M. Lerasle. Learning from MOM’s principles: Le Cam’s approach. *Stochastic Processes and their Applications*, 129(11):4385–4410, 2019.
- [17] G. Lecué and M. Lerasle. Robust machine learning by median-of-means: Theory and practice. *The Annals of Statistics*, 48(2):906–931, 2020.
- [18] G. Lecué, M. Lerasle, and T Mathieu. Robust classification via MOM minimization. *Machine Learning*, 109(8):1635–1665, 2020.
- [19] G. Lugosi and S. Mendelson. Mean estimation and regression under heavy-tailed distributions: A survey. *Foundations of Computational Mathematics*, 19(5):1145–1190, 2019.

- [20] G. Lugosi and S. Mendelson. Regularization, sparse recovery, and median-of-means tournaments. *Bernoulli*, 25(3):2075–2106, 2019.
- [21] G. Lugosi and S. Mendelson. Risk minimization by median-of-means tournaments. *Journal of the European Mathematical Society*, 22(3):925–965, 2019.
- [22] R. A. Maronna, R. D. Martin, V. J. Yohai, and M. Salibián-Barrera. *Robust Statistics: Theory and Methods (with R)*. John Wiley & Sons, 2019.
- [23] J. Martens. Deep learning via Hessian-free optimization. In *ICML*, volume 27, pages 735–742, 2010.
- [24] S. Minsker. Geometric median and robust estimation in Banach spaces. *Bernoulli*, 21(4):2308–2335, 2015.
- [25] S. Minsker. Sub-Gaussian estimators of the mean of a random matrix with heavy-tailed entries. *The Annals of Statistics*, 46(6A):2871–2903, 2018.
- [26] S. Minsker and L. Wang. Robust estimation of covariance matrices: Adversarial contamination and beyond. *arXiv preprint arXiv:2203.02880*, 2022.
- [27] A. Pensia, V. Jog, and P. Loh. Robust regression with covariate filtering: Heavy tails and adversarial contamination. *arXiv preprint arXiv:2009.12976*, 2020.
- [28] A. Prasad, A. S. Suggala, S. Balakrishnan, and P. Ravikumar. Robust estimation via robust gradient estimation. *Journal of the Royal Statistical Society: Series B (Statistical Methodology)*, 82(3):601–627, 2020.
- [29] P. J. Rousseeuw, F. R. Hampel, E. M. Ronchetti, and W. A. Stahel. *Robust Statistics: The Approach Based on Influence Functions*. John Wiley & Sons, 2011.
- [30] S. Wright and J. Nocedal. Numerical Optimization. *Springer Science*, 35(67-68):7, 1999.