

How universal is the relation between sign problem and phase transition

Zheng Yan,^{1,2,3} Jun-Song Sun,¹ Gaopei Pan,^{4,5,*} Chen Cheng,^{3,†} and Nvsen Ma^{1,‡}

¹*School of Physics, Beihang University, Beijing 100191, China*

²*Department of Physics and HKU-UCAS Joint Institute of Theoretical and Computational Physics, The University of Hong Kong, Pokfulam Road, Hong Kong*

³*Lanzhou Center for Theoretical Physics & Key Laboratory of Theoretical Physics of Gansu Province, Lanzhou University, Lanzhou, Gansu 730000, China*

⁴*Beijing National Laboratory for Condensed Matter Physics and Institute of Physics, Chinese Academy of Sciences, Beijing 100190, China*

⁵*School of Physical Sciences, University of Chinese Academy of Sciences, Beijing 100190, China*

The mystery of the infamous sign problem in quantum Monte Carlo simulations mightily restricts applications of the method in fermionic and frustrated systems. A recent work [Science **375**, 418 (2022)] made a remarkable breakthrough in the sign problem and suggested a positive connection between the sign and phase transition. How general this argument is can be crucial in various fields related to many-body systems, such as condensed matter physics, quantum chemistry, and nuclear physics. Based on universal analyses of typical examples and numerical simulations from different approaches, we discuss when and how studying the sign can provide helpful information on phase transitions in general systems independent of specific models and algorithms. While our results support that the notorious sign offers new angles in exploring quantum many-body problems, we also notice that taking advantage of the sign can even be as challenging as neutralizing the sign problem itself in unknown systems.

Introduction.— It is well known that studying a quantum many-body problem via analytical ways can be extremely difficult or even impossible. Thus, in order to understand the enormous interest phenomena with rich physics in those systems, different numerical approaches[1] have been generated and developed rapidly in the last few decades, among which the Quantum Monte Carlo (QMC) is one of the most effective and widely used methods[2–4]. In a quantum many-body system, the Hilbert space grows exponentially as the system size increases, and QMC overcomes this exponential-wall difficulty through importance sampling and focuses on a fraction of Hilbert space stochastically. Compared with other extensively used methods, QMC is especially efficient in studying models in high dimensions (dimension $D \geq 2$) or phases and phenomena that can only be predicted in systems with large enough sizes [3, 5–8].

However, there exists a fundamental deficiency in QMC approaches. Various QMC methods suffer from notorious sign problems[9–13] in many widely interested quantum systems. With a sign problem, some of the sampling weights in the QMC procedure can be negative or even complex, which does not make sense since a distribution probability must be zero or positive. Negative weights are commonly found in fermionic systems and frustrated spin systems, where QMC can hardly provide meaningful results. In order to perform large-scale QMC calculations on systems with the sign problem, there have been lots of efforts trying to neutralize the impact of the negative weights. A recent consensus is that the sign problem is related to the choice of basis, and quite a few works have successfully reduced the severity of the sign problem with basis transformation [14–24]. These approaches are at least partly model-dependent and cannot

conveniently be extended to general situations. Moreover, many works show that some interacting models may have intrinsic sign problems that a local unitary transformation cannot overcome [25–28].

Most recently, there is another viewpoint that one can possibly make use of the sign problem rather than avoid it. While there have been numerical evidences indicating the severity of the sign may be related to the phase where the QMC simulation takes place [23, 29–32], the authors of Ref. [33] systematically investigate the sign in several interacting models and suggest a close relationship between the average sign of the sampling weight and phase transitions. The simulation results in the honeycomb-Hubbard model show that the average sign value decreases to a minimum at the parameter where the quantum phase transition (QPT) occurs. Similar behaviors are observed in the square ionic Hubbard model and spinless fermions on the honeycomb lattice. Besides, in the square ionic Hubbard model, the derivative of the sign value also reaches an extremum at the phase transition point. If it is a general argument, the QMC application can be significantly extended and can be used in probing phase transition in systems with severe sign problems.

In this paper, we aim to unveil the common relationship between the sign value and critical point by analyzing the essence of the sign, accompanied by numerical proofs of two representative models from QMC and the exact diagonalization(ED) simulations. While some examples do support the connection between the sign and phase transition, further general analysis of the sign manifests that this close relationship is not universal. Or more strictly speaking, those positive examples where the average sign can probe the critical value can be excep-

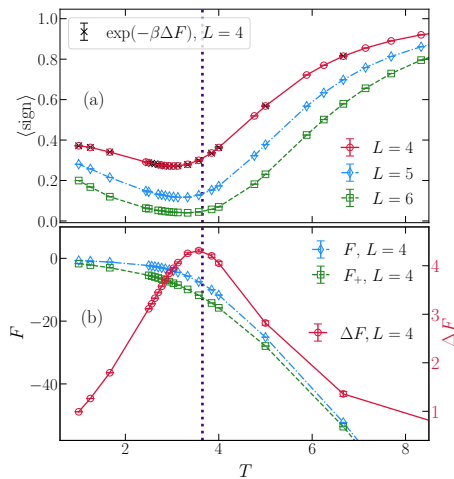


FIG. 1. (a) The average sign as a function of the temperature T for different system sizes $L = 4, 5, 6$. The purple dashed line denotes the thermodynamic phase transition temperature T_c , which is close to the peak of the average sign. The black cross denotes $\exp(-\beta\Delta F)$, which is equal to the average sign with the same parameters. (b) The free energy of the system Z and the reference system Z_+ , and the difference between them. The maximum of ΔF in (b) and the minimum of $\langle \text{sign} \rangle$ appear roughly at the same position.

tional cases. On the other hand, in previous studies, the phase transition can be related to the sign value itself or its derivative in different circumstances without an explicit criterion [32–38]. This non-conformity has also been discussed in the present work.

Sign probes phase transition in FBLSC.— To begin with, we perform the Determinant Quantum Monte Carlo (DQMC)[8] simulation on the flat-band interaction model[38–40] with long-ranged single-gate-screened Coulomb interaction (FBLSC) and calculate the average sign $\langle \text{sign} \rangle$ using the following form

$$\langle \text{sign} \rangle = \frac{Z}{Z_+} = \frac{\sum_C W(C)}{\sum_C |W(C)|}, \quad (1)$$

where the partition function Z is the sum of all simulated configurations C with weight $W(C)$, and Z_+ is the reference partition function of Z whose configuration weights are all positive as $|W(C)|$. The latter can be considered as the partition function of a sign-free auxiliary system, which we call the reference system in the following. A phase transition from the quantum anomalous Hall (QAH) insulator to the metallic state has been observed in FBLSC recently [38]. Despite negative weights in QMC sampling, $\langle \text{sign} \rangle$ decays algebraically with system size L at low temperature according to the sign bound theory[41], which makes it possible to perform QMC simulations and probe the relationship between $\langle \text{sign} \rangle$ and critical points. More details about the model and corresponding computational approaches are provided in Sec. I of the Supplemental Material (SM).

From numerical results displayed in Fig. 1(a), it is found that $\langle \text{sign} \rangle$ reaches its minimum close to the phase transition. Moreover, as the system size increases, the minimum seems to be closer to the critical temperature $T_c = 3.65(5)$ in the thermodynamic limit. Our simulations on the FBLSC model provide another example where the $\langle \text{sign} \rangle$ can be helpful in detecting the critical point, supporting the argument in Ref. [33]. However, it is still not transparent to what extent one can make use of $\langle \text{sign} \rangle$ in detecting phase transitions. In the following, we try to understand the internal mechanism between the sign problem and phase transition beyond specific models.

General analysis about sign and transition.— Considering the relationship between the free energy and the partition function $F = -T \ln Z$, we can rewrite Eq. (1) as

$$\langle \text{sign} \rangle = e^{-\beta\Delta F}, \quad (2)$$

where $\beta = 1/T$ and $\Delta F = F - F_+$ is the difference between the free energy of the original system (F) and the reference system (F_+). It is widely known that the phase transition comes into being with a dramatic change in free energy defined as $F = E - TS$ which separated the internal energy E -dominated ordered phase at low- T and the entropy S -dominated disorder phase at high- T . For quantum systems at zero temperature $F = E$ and the QPT is tuned by the quantum fluctuation results from a changeable parameter J . It is easy to find that the position of the critical point T_c (or J_c as the quantum critical point) is strongly related only to F of the original system, but the simulated $\langle \text{sign} \rangle$ depends on both F and F_+ . Therefore, to fully understand the relationship between $\langle \text{sign} \rangle$ and T_c/J_c , it is necessary to explore possible relations between F and ΔF in different systems. In the following, we consider three typical kinds of such relations.

One special situation is that the partition function of the original system Z and the corresponding auxiliary Z_+ are not evidently different from each other. In this case, the T (or J at zero temperature) dependence of free energy in both systems is also similar to each other, as illustrated in Fig.2 (a1). The difference of free energies ΔF has a broad maximum in the critical region, within which critical points from F and F_+ are not far from each other. As a consequence, the $\langle \text{sign} \rangle$ reaches a minimum in the critical region as well, as shown in Fig.2 (b1) for the T -driven and Fig.2 (c1) for J -driven transition, respectively. Since the critical X_c^S from sign can be roughly close to real transition point X_c^F , the sign value seems successfully probe the phase transition point with a rough precision. This is similar to the case displayed in Fig. 1, and also explains why the minimum of $\langle \text{sign} \rangle$ can be a criterion judging the phase transition in Ref [34]. Here and after, we neglect the trivial minimum of $\langle \text{sign} \rangle$ at zero temperature.

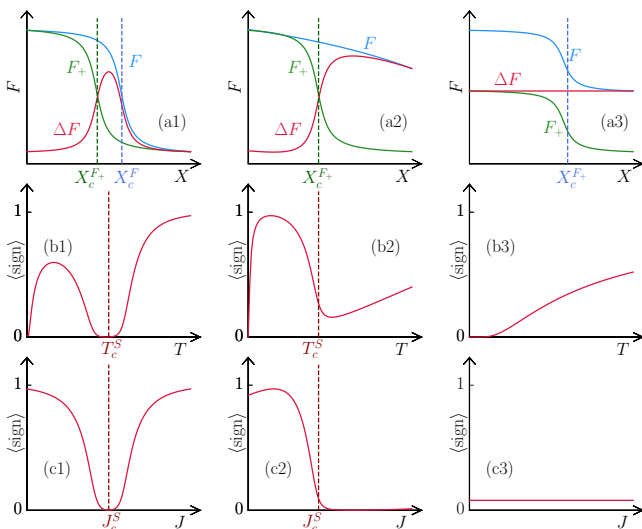


FIG. 2. Schematic diagram for three typical relations between the free energy F and sign , as demonstrated in three columns. The x-axis in (a1-a3) can be T or J when probing the finite temperature phase transition or quantum phase transition. The corresponding behaviors of sign value are displayed in (b1-b3) and (c1-c3) for the temperature-driven phase transition and quantum phase transition at a fixed temperature, respectively. Here X_c^F (X_c^{F+}) labels the critical point extracted from the rapid change of F (F_+). In the first column, X_c^S is extracted from the minimum of $\langle \text{sign} \rangle$; in the second column, X_c^S is extracted from the rapid change of $\langle \text{sign} \rangle$.

The second possible situation is shown in Fig.2 (a2) where the original system has no phase transition with a constantly changing free energy while F_+ of the auxiliary system drops quickly around the “critical point” X_c^{F+} . Free energies of the two systems are close to each other at low temperatures with a very small ΔF and then distinctly separate with a much larger ΔF due to the evidently change in F_+ . In this case, there also exists a minimum $\langle \text{sign} \rangle$, which however can no longer be related to the critical point. Actually, there is no transition in the original system at all. Thus, the minimum of $\langle \text{sign} \rangle$ fails to probe the phase transition but provides misleading information.

If the X dependence of F and F_+ in Fig.2 (a2) is interchanged with each other, that is, there is a phase transition in the studied system and F_+ has no dramatic change, then ΔF would drop rapidly at the critical point where F has the sharp variation. Therefore, the derivative of $\langle \text{sign} \rangle$ rather than the sign value itself is closely related to T_c or J_c , which explains why one can use the derivative of $\langle \text{sign} \rangle$ to probe phase transitions in the Ref [34]. We should point out that the minimum of $\langle \text{sign} \rangle$ or its derivative can be pretty helpful in studying phase transitions from the analysis up to now; However, the two criteria are applicable in different cases. It may not be a convincing procedure to randomly choose one of

them or use both in the same system. It is not easy to determine the standard for probing the phase transition without knowing about it, making it subtle to extract information from the sign problem.

In the third case we consider, F and F_+ are always far away from each other no matter with or without phase transitions, as illustrated in Fig.2 (a3). And the sign value keeps close to zero in a wide range of parameters in both thermal (b3) and quantum (c3) transitions. The increasing of $\langle \text{sign} \rangle$ in Fig.2 (b3) results from the decreasing of β , i.e., the increasing of temperature. In this case, no helpful information can be extracted from $\langle \text{sign} \rangle$, let alone a rough approximation of the phase transition point.

The three examples discussed above can not cover all possibilities, but they are quite typical. It shows that the value of $\langle \text{sign} \rangle$ can sometimes help people roughly detect phase transitions but may not be as precise as expected. Besides, it is not always proper to adopt $\langle \text{sign} \rangle$ as the testing variable as it depends on both F and F_+ in the simulation. It’s worth noting that our statement does not depend on the details of QMC approaches or specific models.

Sign fails to probe phase transition in frustrated spin system.— From the above analysis, there are possible situations where neither $\langle \text{sign} \rangle$ nor the derivative of it works, as shown in Fig.2 (a2) and (a3). In this section, we provide practical numerical results demonstrating the failure to extract meaningful information about phase transitions from the sign problem. Among several different systems we examined, we adopt the J_1 - J_2 Heisenberg model on the square lattice as a typical example. The J_1 - J_2 Hamiltonian reads

$$H = J_1 \sum_{\langle i,j \rangle} \mathbf{S}_i \cdot \mathbf{S}_j + J_2 \sum_{\langle\langle i,j \rangle\rangle} \mathbf{S}_i \cdot \mathbf{S}_j, \quad (3)$$

where $\mathbf{S}_j = (S_j^x, S_j^y, S_j^z)$ is the spin-1/2 operator, $\langle i, j \rangle$ and $\langle\langle i, j \rangle\rangle$ denotes the nearest and the next nearest neighbors respectively. The model with positive J_1 and J_2 was first introduced to describe the breakdown of Néel order in cuprate superconductors [42–44] and has been extensively studied in the past several decades [45–55]. It is generally accepted that the ground state phase has a Néel antiferromagnetic (AFM) order in the small $J = J_2/J_1$ region, and the collinear AFM order in the large J region. But the physics in the intermediate region (J_2/J_1 around 0.5) is still unsettled, with possibilities of a gapped/gapless spin liquid phase [49–53] or even two intermediate phases [54, 55]. The antiferromagnetic J_1 - J_2 Hamiltonian suffers from the sign problem and thus leads to the failure of QMC. Therefore, we define a reference sign-free model $H_+ = J_1 \sum_{\langle i,j \rangle} \mathbf{S}_i \cdot \mathbf{S}_j - J_2 \sum_{\langle\langle i,j \rangle\rangle} \mathbf{S}_i \cdot \mathbf{S}_j$ and adopt the exact diagonalization (ED) method to analyze the behavior of $\langle \text{sign} \rangle$. Specifically, With $J_1 = 1$ as the energy scale, we compute the full eigen-spectrum of

H and H_+ on the 4×4 square lattice, from which the partition function Z , the sign, and the free energy can be easily extracted [See Sec. II of SM for more details].

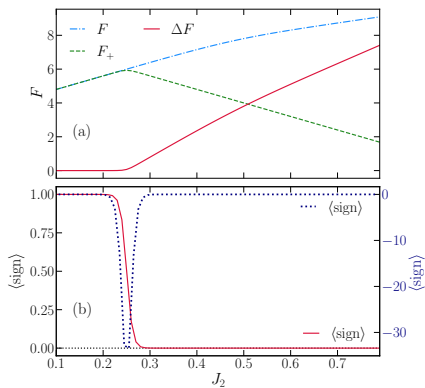


FIG. 3. (a) The free energy F and F_+ , as well as the their difference ΔF versus J_2 . (b) The sign value as a function of J_2 . The data is from ED calculations of the J_1 - J_2 model on the square lattice at $T = 0.1$.

As displayed in Fig.3 (a), the J_2 dependence of F shows no evidence of an apparent quantum phase transition [56] in the J_1 - J_2 model, while there is one in the model described by H_+ , which is qualitatively the same as the second case discussed in Fig.2. One can extract a phase transition point around $J = 0.25$ from the deep of $\langle \text{sign} \rangle'$ in Fig. 3(b), which however refers to the critical point of the reference system H_+ . Here probing sign value does not provide helpful information to the controversy and interesting physics in the J_1 - J_2 model. Even more, relying on the sign would bring us confusing and misleading results. Similar results are also found on the spinful triangular Hubbard model where the onset of $\langle \text{sign} \rangle'$ starts away from the best known location of the phase transition point [57].

Sign and its derivative.— Some examples support the positive relationship between the sign and phase transition, but negative examples exist as well. It is also subtle to determine whether to adopt the minimum of $\langle \text{sign} \rangle$ or its derivative to probe the phase transition. To better understand these puzzles, we first consider a J -driven phase transition at the fixed temperature and write down the derivative of $\langle \text{sign} \rangle$ in terms of ΔF as:

$$\langle \text{sign} \rangle' = -\beta e^{-\beta \Delta F} \Delta F', \quad (4)$$

where $'$ denotes the derivative with respect to a tunable parameter J . In many cases, the n th order phase transition can be related to the discontinuity (even divergency) of the n th order derivative of the free energy, which usually degenerates to a sharp altering or local maximum in finite systems.

In this sense, the minimum of $\langle \text{sign} \rangle'$ rather than the sign itself is more likely to be directly related to phase

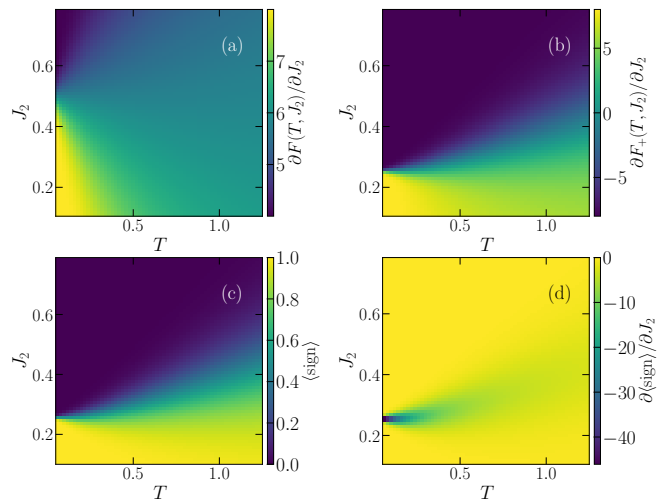


FIG. 4. The 1st-order derivative of (a) F and (b) F_+ displayed in the parameter space $\{T, J_2\}$. (c) and (d) shows $\langle \text{sign} \rangle$ and its derivative $\langle \text{sign} \rangle'$ respectively. The data is from ED calculations of the J_1 - J_2 model on the square lattice.

transitions, as the former explicitly contains the information of the 1st order derivative of $\Delta F'$, which is a simple combination of F' and F_+' . Furthermore, one can luckily probe the corresponding phase transition when F changes much faster than F_+ in a range of parameters, which has to contain its critical anomalous and be wide enough to tolerate numerical errors. A counter-example is to study the phase transition of the J_1 - J_2 model via the sign problem. As shown in Fig. 4, derivatives of F and F_+ show possibilities of the phase transition in both the system and the reference one. However, the anomalous amplitude in F_+ is much stronger, leading to a $\Delta F'$ mainly maintaining the information of phase transitions in the reference system. In Fig. 4(d), the significant signal of the phase transition extracted from $\langle \text{sign} \rangle'$ is totally misleading.

On the other hand, sometimes the position of minimum $\langle \text{sign} \rangle$ without derivations can successfully catch phase transitions as in the Ref.[33, 37, 38]. One possible situation is that F and F_+ are close to each other, and the distance between their critical points is also narrow. These requirements result in a broad maximum of ΔF between two critical points, and it further leads to a deep of $\langle \text{sign} \rangle$ in the same area. In our cases [See Fig. 1 and 2(a1-a3)], the critical position extracted from the minimum of $\langle \text{sign} \rangle$ is unnecessarily to be closer to the actual critical point X_c^F as system size increases, because the size-dependence of X_c^F and $X_c^{F_+}$ is unpredictable without heavy numerics. This also restricts applications of using the sign as a precise transition detector.

Considering only the relationships among the sign, the free energies, and the critical points, the temperature-driven phase transition is essentially similar to the quan-

tum phase transition [See SM for more details]. Our discussion here is restricted to the 1st-order derivative, since it is too complicated to consider higher-order derivations, and numerical errors in practical QMC simulations make the higher-order derivations less reliable.

Conclusion and discussion.— A recent work [33] strongly suggests a close relationship between the notorious sign in QMC and the phase transition based on massive simulations with different QMC algorithms in different quantum systems. This provides the possibility of using the sign to probe phase transitions, which would greatly extend applications of QMC and is inspiring in solving strongly-correlated problems. In this work, we reconsider this issue from the perspective of the relationship between the studied system and the reference sign-free system. Based on a general analysis of typical situations and numerical simulations, we propose two situations one can approximately extract useful information from the sign. First, when the free energy of the reference system varies much slower than the target system, the minimum of the sign's derivative almost catches the phase transition; Second, if the two systems share similar free energies, the minimum of the sign can be roughly close to the critical point.

Our work does not cover all possibilities, and there can be more cases where the sign successfully probes the phase transition. We hope current discussions on typical cases are helpful in constructing a good reference system, which however is still not transparent. In worst cases, searching for the best reference model for an unknown system may degenerate into approaches to finding a good basis to solve or mitigate the sign problem. Thus, making use of the sign can be even as painful as the sign problem itself.

Acknowledgments.— We especially acknowledge Xu Zhang, Zi Yang Meng, and Kai Sun for useful discussions. C. C. and N. M. acknowledge Rubem Mondaini for enlightening discussions. This research was supported by the National Natural Science Foundation of China (grant nos. 12004020, 12174167, 12247101, 11904145), and the Fundamental Research Funds for the Central Universities in China.

* gppan@iphy.ac.cn

† chengchen@lzu.edu.cn

‡ nvsenma@buaa.edu.cn

- [1] A. Avella, F. Mancini, *et al.*, *Strongly Correlated Systems* (Springer, 2012).
- [2] H. Fehske, R. Schneider, and A. Weisse, *Computational many-particle physics*, Vol. 739 (Springer, 2007).
- [3] W. M. C. Foulkes, L. Mitas, R. J. Needs, and G. Rajagopal, Quantum monte carlo simulations of solids, *Rev. Mod. Phys.* **73**, 33 (2001).
- [4] J. Koloren? and L. Mitas, Applications of quantum

- monte carlo methods in condensed systems, *Reports on Progress in Physics* **74**, 026502 (2011).
- [5] D. M. Ceperley, Path integrals in the theory of condensed helium, *Rev. Mod. Phys.* **67**, 279 (1995).
- [6] A. W. Sandvik, Computational studies of quantum spin systems, *AIP Conference Proceedings* **1297**, 135 (2010).
- [7] J. Carlson, S. Gandolfi, F. Pederiva, S. C. Pieper, R. Schiavilla, K. E. Schmidt, and R. B. Wiringa, Quantum monte carlo methods for nuclear physics, *Rev. Mod. Phys.* **87**, 1067 (2015).
- [8] F. Assaad and H. Evertz, World-line and determinantal quantum monte carlo methods for spins, phonons and electrons, in *Computational Many-Particle Physics*, edited by H. Fehske, R. Schneider, and A. Weiße (Springer Berlin Heidelberg, Berlin, Heidelberg, 2008) pp. 277–356.
- [9] E. Y. Loh, J. E. Gubernatis, R. T. Scalettar, S. R. White, D. J. Scalapino, and R. L. Sugar, Sign problem in the numerical simulation of many-electron systems, *Phys. Rev. B* **41**, 9301 (1990).
- [10] M. Takasu, S. Miyashita, and M. Suzuki, Monte carlo simulation of quantum heisenberg magnets on the triangular lattice, *Progress of theoretical physics* **75**, 1254 (1986).
- [11] N. Hatano and M. Suzuki, Representation basis in quantum monte carlo calculations and the negative-sign problem, *Physics Letters A* **163**, 246 (1992).
- [12] V. I. Iglovikov, E. Khatami, and R. T. Scalettar, Geometry dependence of the sign problem in quantum monte carlo simulations, *Phys. Rev. B* **92**, 045110 (2015).
- [13] G. Pan and Z. Y. Meng, Sign problem in quantum monte carlo simulation, *arXiv preprint arXiv:2204.08777* (2022).
- [14] H. Shinaoka, Y. Nomura, S. Biermann, M. Troyer, and P. Werner, Negative sign problem in continuous-time quantum monte carlo: Optimal choice of single-particle basis for impurity problems, *Phys. Rev. B* **92**, 195126 (2015).
- [15] R. Levy and B. K. Clark, Mitigating the sign problem through basis rotations, *Phys. Rev. Lett.* **126**, 216401 (2021).
- [16] G. Torlai, J. Carrasquilla, M. T. Fishman, R. G. Melko, and M. P. A. Fisher, Wave-function positivization via automatic differentiation, *Phys. Rev. Research* **2**, 032060(R) (2020).
- [17] D. Hangleiter, I. Roth, D. Nagaj, and J. Eisert, Easing the monte carlo sign problem, *Science Advances* **6**, eabb8341 (2020).
- [18] J. Klassen, M. Marvian, S. Piddock, M. Ioannou, I. Hen, and B. M. Terhal, Hardness and ease of curing the sign problem for two-local qubit hamiltonians, *SIAM Journal on Computing* **49**, 1332 (2020).
- [19] M. Marvian, D. A. Lidar, and I. Hen, On the computational complexity of curing non-stoquastic hamiltonians, *Nature communications* **10**, 1 (2019).
- [20] A. J. Kim, P. Werner, and R. Valentí, Alleviating the sign problem in quantum monte carlo simulations of spin-orbit-coupled multiorbital hubbard models, *Phys. Rev. B* **101**, 045108 (2020).
- [21] R. Rossi, Determinant diagrammatic monte carlo algorithm in the thermodynamic limit, *Phys. Rev. Lett.* **119**, 045701 (2017).
- [22] R. Rossi, N. Prokof'ev, B. Svistunov, K. V. Houcke, and F. Werner, Polynomial complexity despite the fermionic

- sign, *EPL (Europhysics Letters)* **118**, 10004 (2017).
- [23] S. Wessel, B. Normand, F. Mila, and A. Honecker, Efficient Quantum Monte Carlo simulations of highly frustrated magnets: the frustrated spin-1/2 ladder, *SciPost Phys.* **3**, 005 (2017).
- [24] J. D’Emidio, S. Wessel, and F. Mila, Reduction of the sign problem near $t = 0$ in quantum monte carlo simulations, *Phys. Rev. B* **102**, 064420 (2020).
- [25] M. Hastings, How quantum are non-negative wavefunctions?, *Journal of Mathematical Physics* **57**, 015210 (2016).
- [26] Z. Ringel and D. L. Kovrizhin, Quantized gravitational responses, the sign problem, and quantum complexity, *Science advances* **3**, e1701758 (2017).
- [27] A. Smith, O. Golan, and Z. Ringel, Intrinsic sign problems in topological quantum field theories, *Phys. Rev. Research* **2**, 033515 (2020).
- [28] O. Golan, A. Smith, and Z. Ringel, Intrinsic sign problem in fermionic and bosonic chiral topological matter, *Phys. Rev. Research* **2**, 043032 (2020).
- [29] S. R. White, D. J. Scalapino, R. L. Sugar, E. Y. Loh, J. E. Gubernatis, and R. T. Scalettar, Numerical study of the two-dimensional hubbard model, *Phys. Rev. B* **40**, 506 (1989).
- [30] R. Mondaini, K. Bouadim, T. Paiva, and R. R. dos Santos, Finite-size effects in transport data from quantum monte carlo simulations, *Phys. Rev. B* **85**, 125127 (2012).
- [31] Y. F. Kung, C.-C. Chen, Y. Wang, E. W. Huang, E. A. Nowadnick, B. Moritz, R. T. Scalettar, S. Johnston, and T. P. Devereaux, Characterizing the three-orbital hubbard model with determinant quantum monte carlo, *Phys. Rev. B* **93**, 155166 (2016).
- [32] A. Götz, S. Beyl, M. Hohenadler, and F. F. Assaad, Valence-bond solid to antiferromagnet transition in the two-dimensional su-schrieffer-heeger model by langevin dynamics, *Phys. Rev. B* **105**, 085151 (2022).
- [33] R. Mondaini, S. Tarat, and R. T. Scalettar, Quantum critical points and the sign problem, *Science* **375**, 418 (2022).
- [34] S. Tarat, B. Xiao, R. Mondaini, and R. T. Scalettar, Deconvolving the components of the sign problem, *Phys. Rev. B* **105**, 045107 (2022).
- [35] Y. Mou, R. Mondaini, and R. T. Scalettar, Bilayer hubbard model: Analysis based on the fermionic sign problem, *Phys. Rev. B* **106**, 125116 (2022).
- [36] R. Mondaini, S. Tarat, and R. T. Scalettar, Universality and critical exponents of the fermion sign problem, *arXiv:2207.09026* (2022).
- [37] J. K. Ding, W. O. Wang, B. Moritz, Y. Schattner, E. W. Huang, and T. P. Devereaux, Thermodynamics of correlated electrons in a magnetic field, *Communications Physics* **5**, 204 (2022).
- [38] G. Pan, X. Zhang, H. Lu, H. Li, B.-B. Chen, K. Sun, and Z. Y. Meng, Thermodynamic characteristic for a correlated flat-band system with a quantum anomalous hall ground state, *Phys. Rev. Lett.* **130**, 016401 (2023).
- [39] B. A. Bernevig, Z.-D. Song, N. Regnault, and B. Lian, Twisted bilayer graphene. iii. interacting hamiltonian and exact symmetries, *Phys. Rev. B* **103**, 205413 (2021).
- [40] J. S. Hofmann, E. Khalaf, A. Vishwanath, E. Berg, and J. Y. Lee, Fermionic monte carlo study of a realistic model of twisted bilayer graphene, *Phys. Rev. X* **12**, 011061 (2022).
- [41] X. Zhang, G. Pan, X. Y. Xu, and Z. Y. Meng, Fermion sign bounds theory in quantum monte carlo simulation, *Phys. Rev. B* **106**, 035121 (2022).
- [42] M. Inui, S. Doniach, and M. Gabay, Doping dependence of antiferromagnetic correlations in high-temperature superconductors, *Phys. Rev. B* **38**, 6631 (1988).
- [43] P. Chandra and B. Doucot, Possible spin-liquid state at large s for the frustrated square heisenberg lattice, *Phys. Rev. B* **38**, 9335 (1988).
- [44] E. Dagotto and A. Moreo, Phase diagram of the frustrated spin-1/2 heisenberg antiferromagnet in 2 dimensions, *Phys. Rev. Lett.* **63**, 2148 (1989).
- [45] R. R. P. Singh, Z. Weihong, C. J. Hamer, and J. Oitmaa, Dimer order with striped correlations in the $J_1 - j_2$ heisenberg model, *Phys. Rev. B* **60**, 7278 (1999).
- [46] L. Capriotti and S. Sorella, Spontaneous plaquette dimerization in the $j_1 - j_2$ heisenberg model, *Phys. Rev. Lett.* **84**, 3173 (2000).
- [47] S.-S. Gong, W. Zhu, D. N. Sheng, O. I. Motrunich, and M. P. A. Fisher, Plaquette ordered phase and quantum phase diagram in the spin- $\frac{1}{2}$ $J_1 - J_2$ square heisenberg model, *Phys. Rev. Lett.* **113**, 027201 (2014).
- [48] W. C. Yu, C. Cheng, and P. D. Sacramento, Energy bonds as correlators for long-range symmetry-protected topological models and models with long-range topological order, *Phys. Rev. B* **101**, 245131 (2020).
- [49] H.-C. Jiang, H. Yao, and L. Balents, Spin liquid ground state of the spin- $\frac{1}{2}$ square $J_1 - J_2$ heisenberg model, *Phys. Rev. B* **86**, 024424 (2012).
- [50] W.-J. Hu, F. Becca, A. Parola, and S. Sorella, Direct evidence for a gapless Z_2 spin liquid by frustrating néel antiferromagnetism, *Phys. Rev. B* **88**, 060402(R) (2013).
- [51] L. Wang and A. W. Sandvik, Critical level crossings and gapless spin liquid in the square-lattice spin-1/2 $J_1 - J_2$ heisenberg antiferromagnet, *Phys. Rev. Lett.* **121**, 107202 (2018).
- [52] W.-Y. Liu, S. Dong, C. Wang, Y. Han, H. An, G.-C. Guo, and L. He, Gapless spin liquid ground state of the spin- $\frac{1}{2}$ $J_1 - J_2$ heisenberg model on square lattices, *Phys. Rev. B* **98**, 241109(R) (2018).
- [53] F. Ferrari and F. Becca, Gapless spin liquid and valence-bond solid in the $J_1 - J_2$ heisenberg model on the square lattice: Insights from singlet and triplet excitations, *Phys. Rev. B* **102**, 014417 (2020).
- [54] Y. Nomura and M. Imada, Dirac-type nodal spin liquid revealed by refined quantum many-body solver using neural-network wave function, correlation ratio, and level spectroscopy, *Phys. Rev. X* **11**, 031034 (2021).
- [55] W.-Y. Liu, S.-S. Gong, Y.-B. Li, D. Poilblanc, W.-Q. Chen, and Z.-C. Gu, Gapless quantum spin liquid and global phase diagram of the spin-1/2 $j_1 - j_2$ square antiferromagnetic heisenberg model, *Science Bulletin* **67**, 1034 (2022).
- [56] It’s worth noting that the original system actually has quantum phase transitions at zero temperature in the parameter region we simulated. However, transitions related to the spin liquid phase can not be simply extracted from the free energy but level crossings [48, 51, 53]. In our case, the signal of phase transitions is also affected by the finite-size effect.
- [57] T.-C. Yi, R. T. Scalettar, and R. Mondaini, Hamming distance and the onset of quantum criticality, *Phys. Rev. B* **106**, 205113 (2022).

Supplementary Materials of “How universal is the relation between sign problem and phase transition”

Zheng Yan,^{1,2,3} Jun-Song Sun,¹ Gaopei Pan,^{4,5,*} Chen Cheng,^{3,†} and Nvsen Ma^{1,‡}

¹*School of Physics, Key Laboratory of Micro-Nano Measurement-Manipulation and Physics, Beihang University, Beijing 100191, China*

²*Department of Physics and HKU-UCAS Joint Institute of Theoretical and Computational Physics, The University of Hong Kong, Pokfulam Road, Hong Kong*

³*Lanzhou Center for Theoretical Physics & Key Laboratory of Theoretical Physics of Gansu Province, Lanzhou University, Lanzhou, Gansu 730000, China*

⁴*Beijing National Laboratory for Condensed Matter Physics and Institute of Physics, Chinese Academy of Sciences, Beijing 100190, China*

⁵*School of Physical Sciences, University of Chinese Academy of Sciences, Beijing 100190, China*

THE FLAT-BAND MODEL WITH LONG-RANGED COULOMB INTERACTION

In the manuscript, we study the behaviors of sign problem in a flat-band model with long-ranged Coulomb interaction, which can be used to investigate the thermodynamic properties[1] of correlated flat-band twisted bilayer graphene (TBG) at 3/4 filling.

Fortunately, the sign bound theory[2] make it possible to simulate the model at the finite size and finite temperature, since $\langle \text{sign} \rangle$ decays algebraically with system size L at low temperature. As the system size increases, the sign minimum gets closer and closer to critical temperature T_c (as shown in Fig 1 in the maintext), which provides a good example for discussing the relationship between the sign and thermodynamic phase transition point.

The interaction Hamiltonian can be written in the momentum space as:

$$H_I = \frac{1}{2\Omega} \sum_{\mathbf{G}} \sum_{\mathbf{q} \in m\text{BZ}} V(\mathbf{q} + \mathbf{G}) \delta \rho_{\mathbf{q}+\mathbf{G}} \delta \rho_{-\mathbf{q}-\mathbf{G}} \quad (\text{S1})$$

where

$$\delta \rho_{\mathbf{q}+\mathbf{G}} = \sum_{\mathbf{k}, m} \lambda_m(\mathbf{k}, \mathbf{k} + \mathbf{q} + \mathbf{G}) \left(d_{\mathbf{k}, m}^\dagger d_{\mathbf{k}+\mathbf{q}, m} - \frac{1}{2} \delta_{\mathbf{q}, 0} \right). \quad (\text{S2})$$

Here $m = \pm 1$ denotes the Chern band indices since we have projected the system onto flat bands; mBZ means moiré Brillouin zone. And $d_{\mathbf{k}, m}^\dagger$ is the creation operator for the eigenstate, $|u_{\mathbf{k}, m}\rangle$ of Bistritzer-MacDonald(BM) model[3-5]. The form factor is defined as

$$\lambda_m(\mathbf{k}, \mathbf{k} + \mathbf{q} + \mathbf{G}) \equiv \langle u_{\mathbf{k}, m} | u_{\mathbf{k}+\mathbf{q}+\mathbf{G}, m} \rangle \quad (\text{S3})$$

The area $\Omega = N_k \frac{\sqrt{3}}{2} L_M^2$ with $N_k = L \times L$ is the number of \mathbf{k} points in mBZ. The long-ranged single-gate-screened Coulomb interaction[6] is then given by: $V(\mathbf{q}) = \frac{e^2}{4\pi\epsilon} \int d^2\mathbf{r} \left(\frac{1}{\mathbf{r}} - \frac{1}{\sqrt{\mathbf{r}^2 + d^2}} \right) e^{i\mathbf{q}\cdot\mathbf{r}} = \frac{e^2}{2\epsilon} \frac{1}{q} (1 - e^{-qd})$, where $\frac{d}{2}$ is the distance between graphene layer and single gate, and ϵ is the dielectric constant. We set $d = 40$ nm and $\epsilon = 7\epsilon_0$ in this work.

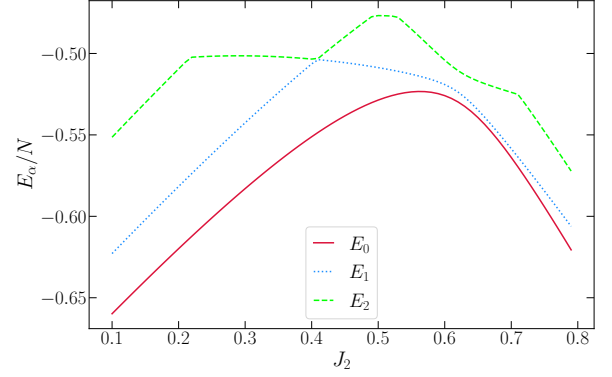


Figure S1. The lowest 3 eigenlevels of the antiferromagnetic J_1 - J_2 model on a 4×4 square lattice versus J_2 from ED calculations.

THE EXACT DIAGONALIZATION CALCULATION ON J_1 - J_2 MODEL

The Monte Carlo method can not solve a quantum Hamiltonian with a severe sign problem. In order to systematically investigate the relationship between meaningful physical quantities (such as the free energy) and the sign value, we rely on the exact diagonalization (ED) calculations in the present work. For the J_1 - J_2 model considered in the main text, we use ED to solve the full eigen-spectrum of the square lattice with 4×4 sites, with many different J_2 and periodic boundary conditions. Then we can easily calculate the partition function $Z = \exp(-\beta H)$ and the free energy $F = -\ln Z/\beta$ in the diagonal basis. Similarly, we use ED to solve the sign-free Hamiltonian H^+ and obtain Z_+ and F_+ of the reference system. Although ED itself does not meet any sign problem, we can estimate the sign value $\langle \text{sign} \rangle = Z/Z_+$ from ED calculations of the J_1 - J_2 model and its reference Hamiltonian. The consistency between the $\langle \text{sign} \rangle$ from Monte Carlo calculations and its estimated value $Z/Z_+ = \exp(-\beta\Delta F)$ have also been numerically confirmed in Fig. 1 in the main text.

The groundstate phase diagram of the antiferromag-

netic J_1 - J_2 model on the square lattice is still under debate. Groundstate phases and transitions can not be directly extracted from the free energy but require deeper analyses such as low-energy level crossings [7–9]. We display the three lowest energy levels of the antiferromagnetic J_1 - J_2 Hamiltonian in Fig. S1, where a transition from the long-range Néel AFM ground state to the spin liquid state can be determined from the level crossing of the 2nd and 3rd eigenlevels, qualitatively in agreement with large-scale DMRG calculations in Ref. [9]. Although this quantum phase transition is blurred by the finite temperature ($T = 0.1$), one can still see clues from derivatives of free energy, as shown in Fig. 4(a) in the main text [See also Fig. S2 (c) and (e)]. We do not find the signal of another transition (or transitions) attributed to the limited size in our ED calculations.

MORE DETAILS ABOUT THE SIGN IN THE J_1 - J_2 MODEL

Unlike QMC, a full ED computes all eigenstates of the system, relying on which one can obtain the physics at an arbitrary temperature without repeated simulations for different temperatures. As a supplement to the main text, we display many free-energy related quantities and the sign, which are obtained from ED calculations of the J_1 - J_2 model on the 4×4 square lattice, in the 2D parameter space $\{T, J_2\}$ in Fig. S2. The information of possible transition, both temperature-driven or parameter J_2 -driven, is hard to be extracted from the free energy itself, for both J_1 - J_2 Hamiltonian H and the reference sign-free model H_+ , as shown in Fig. S2. The differences ΔF between free energies the two systems displayed in panel (i) cannot tell the transition as well. In panel (c) and (d), the 1st-order derivative of F and F_+ with respect to J_2 is able draw a loose phase diagram. The quantum phase transition around 0.5 in panel (c) agrees with results shown in Fig. S1 and Ref. [9]. Here in Fig. S2 (e) and (f), we display derivatives with respect to the temperature T_2 , and the results show a similar profile as panels (c) and (d).

The J_1 - J_2 model is a typical counter-example for the argument that the sign would prove phase transitions, despite the fact that the model does have a transition that can be probed by the 1st-order derivative of F . Compared to the reference system, the amplitude of the anomaly in F is too small to appear in the data of $\Delta F' = F' - F'_+$, which directly determines the sign value. In panels (g) and (j), neither the diagram of $\partial\Delta F/\partial J_2$ nor $\langle \text{sign} \rangle$ keeps information of the phase transition in H , at the numerically achievable accuracy.

DERIVATIVE OF THE SIGN IN THE TEMPERATURE-DRIVEN PHASE TRANSITION

In the main text, we demonstrate that one should use $\langle \text{sign} \rangle$ probing quantum phase transitions in case F has a sharp jump and F_+ is slowly varied. In this section, we consider the case of a temperature-driven transition. Similarly, one can derive the first derivative of the sign with respect to T as

$$\langle \text{sign} \rangle' = \beta e^{-\beta\Delta F} (\beta\Delta F - \Delta F'), \quad (\text{S4})$$

where $'$ denotes the derivative with respect to the temperature T . Here $\langle \text{sign} \rangle'$ is more complicated than Eq. 4 in the main text, where T can be considered as a constant when probing quantum phase transitions. However, similar to the fixed- T case, $\langle \text{sign} \rangle'$ but not $\langle \text{sign} \rangle$ explicitly contains the information of $\partial\Delta F/\partial T$, and we expect that the criteria for choosing $\langle \text{sign} \rangle$ or $\langle \text{sign} \rangle'$ is the same as the quantum phase transition. Although it is a counter-example, we test the above argument in the J_1 - J_2 model, to tackle the phase transition in H_+ instead of H . In Fig. S2 (h), the profile of $\partial\Delta F/\partial T$ shows a similar phase diagram as the panel (g). Therefore, we propose that the way the sign probing phase transitions does not generally depend on driven parameters, i.e., it catches the critical point in the same, no matter for the quantum or thermal phase transitions.

* gppan@iphy.ac.cn

† chengchen@lzu.edu.cn

‡ nvsenma@buaa.edu.cn

- [1] G. Pan, X. Zhang, H. Lu, H. Li, B.-B. Chen, K. Sun, and Z. Y. Meng, Thermodynamic characteristic for a correlated flat-band system with a quantum anomalous hall ground state, *Phys. Rev. Lett.* **130**, 016401 (2023).
- [2] X. Zhang, G. Pan, X. Y. Xu, and Z. Y. Meng, Fermion sign bounds theory in quantum monte carlo simulation, *Phys. Rev. B* **106**, 035121 (2022).
- [3] R. Bistritzer and A. H. MacDonald, Moiré bands in twisted double-layer graphene, *Proceedings of the National Academy of Sciences* **108**, 12233 (2011).
- [4] B. A. Bernevig, Z.-D. Song, N. Regnault, and B. Lian, Twisted bilayer graphene. iii. interacting hamiltonian and exact symmetries, *Phys. Rev. B* **103**, 205413 (2021).
- [5] Y. Zhang, K. Jiang, Z. Wang, and F. Zhang, Correlated insulating phases of twisted bilayer graphene at commensurate filling fractions: A hartree-fock study, *Phys. Rev. B* **102**, 035136 (2020).
- [6] S. Liu, E. Khalaf, J. Y. Lee, and A. Vishwanath, Nematic topological semimetal and insulator in magic-angle bilayer graphene at charge neutrality, *Phys. Rev. Research* **3**, 013033 (2021).
- [7] L. Wang and A. W. Sandvik, Critical level crossings and gapless spin liquid in the square-lattice spin-1/2 $J_1 - J_2$ heisenberg antiferromagnet, *Phys. Rev. Lett.* **121**, 107202 (2018).

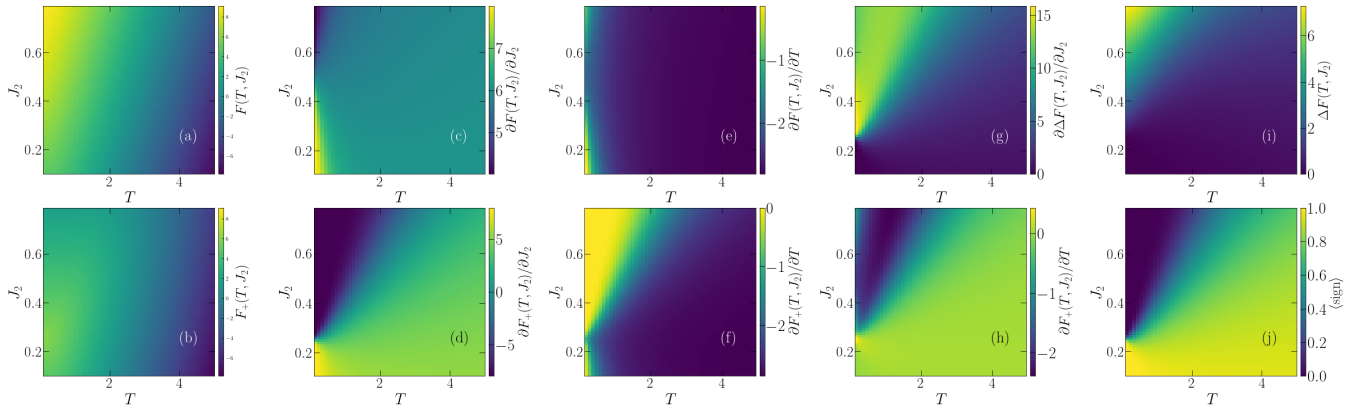


Figure S2. Free energy related quantities [(a) F , (b) F_+ , (c) $\partial F/\partial J_2$, (d) $\partial F_+/\partial J_2$, (e) $\partial F/\partial T$, (f) $\partial F_+/\partial T$, (g) $\partial \Delta F/\partial J_2$, (h) ΔF] and (i) $\langle \text{sign} \rangle$ displayed in the parameter space $\{T, J_2\}$. In (c) and (d), the 1st-order derivative of F and F_+ with respect to J_2 indicates phase transitions in H and H_+ respectively, with H and H_+ denotes the J_1 - J_2 model on the square lattice and its sign-free reference Hamiltonian. (e) and (f) The 1st-order derivatives with respect to T .

[8] F. Ferrari and F. Becca, Gapless spin liquid and valence-bond solid in the J_1 - J_2 heisenberg model on the square lattice: Insights from singlet and triplet excitations, *Phys. Rev. B* **102**, 014417 (2020).

[9] W. C. Yu, C. Cheng, and P. D. Sacramento, Energy bonds as correlators for long-range symmetry-protected topological models and models with long-range topological order, *Phys. Rev. B* **101**, 245131 (2020).