
Contextual Causal Bayesian Optimisation

Vahan Arsenyan¹ Antoine Grosnit² Haitham Bou-Ammar^{2,3}

Abstract

Causal Bayesian optimisation (CaBO) combines causality with Bayesian optimisation (BO) and shows that there are situations where the optimal reward is not achievable if causal knowledge is ignored. While CaBO exploits causal relations to determine the set of controllable variables to intervene on, it does not exploit purely observational variables and marginalises them. We show that, in general, utilising a subset of observational variables as a context to choose the values of interventional variables leads to lower cumulative regrets. We propose a general framework of contextual causal Bayesian optimisation that efficiently searches through combinations of controlled and contextual variables, known as policy scopes, and identifies the one yielding the optimum. We highlight the difficulties arising from the application of the causal acquisition function currently used in CaBO to select the policy scope in contextual settings and propose a multi-armed bandits based selection mechanism. We analytically show that well-established methods, such as contextual BO (CoBO) or CaBO, are not able to achieve the optimum in some cases, and empirically show that the proposed method achieves sub-linear regret in various environments and under different configurations.

1. Introduction

Bayesian optimization (BO) (Garnett, 2023) is a powerful machine learning technique designed to efficiently find the optimum of an expensive-to-evaluate black-box function. In its standard form, BO ignores the causal relations that can exist among controllable variables and purely observational ones, which can be captured by a causal graph. However,

results from (Lee & Bareinboim, 2018) suggest that ignoring the causal graph when available, and considering only a fixed set of controlled variables may be sub-optimal. A naive approach to consider and test all subsets of controllable variables in a brute-force way rapidly becomes infeasible as the number of subsets to consider grows exponentially with the number of variables.

The line of work on causal Bayesian optimisation assumes that the causal graph is available and develops specific tools to exploit the graph and achieve lower regret than standard BO. Causal Bayesian Optimization (CaBO) attempts to reduce the search space by assuming the availability of the causal graph of the environment and exploiting results from (Lee & Bareinboim, 2019). After that, CaBO focuses on identifying the subset of controllable variables and the optimal values for those variables to optimize the expectation of the target variable. As CaBO, we assume the availability of the causal graph, if otherwise, the vast literature on causal discovery describes methods to infer the causal graph (Spirtes et al., 2000; Hoyer et al., 2008; Hyttinen et al., 2013).

We demonstrate that utilizing information from non-interventional variables as context leads to improved optimal values for interventional variables. This setup of contextual policy (distributions mapping from contexts to controlled variables) optimisation is ubiquitous, including applications in engineering (Anderson, 1995; Partanen & Bitmead, 1993; Mills et al., 1991), economy (Hota & Sundaram, 2021), robotics (Gu et al., 2017), biology, and healthcare (Magill & Ray, 2009; Goldman-Mazur et al., 2022). A generalisation of standard Bayesian optimisation for such scenarios is contextual Bayesian optimisation (CoBO), that informs its decision on which point should be evaluated next by the black-box function based on the current context. For instance, Baheri and Vermillion (2020) utilised CoBO to tune wind energy systems, while Fiducioso et al. (2019) considered a constrained version of CoBO to achieve sustainable room temperature control. The authors in (Pinsler et al., 2019; Feng et al., 2020) demonstrated the importance of using context information for data-efficient decision making by tuning contextual policies in a reinforcement learning setting, and Tristan Fauvel, Matthew Chalk (2021) also stressed this importance by proposing successful contextualised strategies for adaptive optimisation in psychometric

*Equal contribution ¹Department of Mathematics, Yerevan State University, Yerevan, Armenia ²Huawei Noah's Ark Lab, London, UK ³University College London, London, UK. Correspondence to: Vahan Arsenyan <v.arsenyan@ysu.am>, Antoine Grosnit <antoine.grosnit2@huawei.com>, Haitham Bou-Ammar <haitham.ammam@huawei.com>.

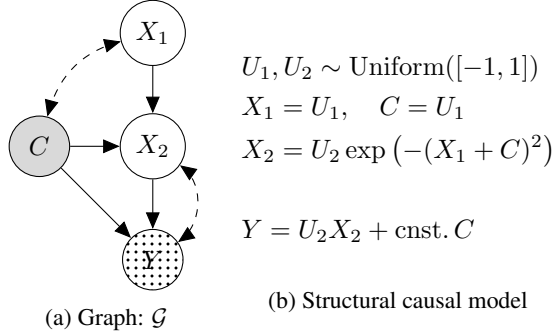


Figure 1. A toy illustration depicting a failure mode of contextual Bayesian optimisation. Fig. 1a presents the dependence or causal graph, and Fig. 1b shows the compatible structural model. The variables X_1 and X_2 are controllable, C represents a context variable, and Y is the objective variable to be maximised. U_1 and U_2 are two unobserved random variables independently sampled from a uniform distribution.

measurements.

Although widely spread and commonly used, CoBO learns contextualised policies assuming fixed action and state spaces, whereby it *a priori* bears a prespecified set of interventional (optimisable) and contextual variables, respectively. We generally refer to such a preselected choice as a policy scope. Unfortunately, *CoBO may suffer a provably linear regret when the policy scope is fixed*, like the policy scope that contains all controllable variables in the action space and all contextual variables in the state space, which is often the case in practice.

An example of CoBO/CaBO’s failure modes: We employ the semantical framework of structural causal models (Pearl, 2009a) to describe data generating processes in this paper. An SCM M is a tuple $\langle \mathbf{V}, \mathbf{U}, \mathcal{F}, P(\mathbf{U}) \rangle$, where \mathbf{V} is a set of endogenous variables and \mathbf{U} is a set of exogenous variables. \mathcal{F} is a set of functions s.t. each $f_V \in \mathcal{F}$ decides values of an endogenous variable $V \in \mathbf{V}$ taking as argument a combination of other variables in the system. That is, $V \leftarrow f_V(\mathbf{PA}_V, \mathbf{U}_V)$, $\mathbf{PA}_V \subseteq \mathbf{V}, \mathbf{U}_V \subseteq \mathbf{U}$. Exogenous variables $U \in \mathbf{U}$ are mutually independent, values of which are drawn from the exogenous distribution $P(\mathbf{U})$. Naturally, M induces a joint distribution $P(\mathbf{V})$ over endogenous variables \mathbf{V} , called the observational distribution.

Employed with the definition of SCM, we illustrate a failure mode for CaBO and CoBO. To do so, consider the example in Fig. 1, where the context variable C affects a controllable variable X_2 and the target objective Y . \mathcal{G} also introduces another controllable variable X_1 , that influences X_2 and is associated with the context C .

The goal is for the agent to determine a policy π that maximises the expected target objective, i.e., $\max_{\pi} \mathbb{E}_{\pi}[Y]$. First, we note that there is a policy that achieves $1/3$ as the ex-

pected value of Y . We will show this after a few lines, but now let us start by considering CaBO which identifies three sets of variables that should be considered as policy scopes $\{\emptyset, \{X_1\}, \{X_2\}\}$ where \emptyset represents the passive observation. Under passive observation we compute that the expected value of Y is $\mathbb{E}[Y] = 1/3 \mathbb{E}[e^{-4U_1^2}]$ which is less than $1/3$. Now, if X_2 is controlled, it becomes independent of U_2 and we trivially see that the expectation of Y becomes 0. Lastly, the control of X_1 yields $\mathbb{E}_{\text{do}(X_1=x_1)}[Y] = 1/3 \mathbb{E}[e^{-(x_1+U_1)^2}]$ which reaches the maximum when x_1 is equal to 0, but please note that this maximum $\mathbb{E}_{\text{do}(X_1=0)}[Y]$ is less than $1/3$.

Similarly, let us detail the potential of CoBO in this problem. By design, CoBO’s policy is such that $\pi_{\text{CoBO}} \equiv \pi_{\text{CoBO}}(x_1, x_2 | c)$, where X_1 and X_2 are jointly controlled based on the context observation C . Following this strategy with the given policy scope, we derive that: $\mathbb{E}_{\pi_{\text{CoBO}}}[Y] = \mathbb{E}_{\pi_{\text{CoBO}}}[U_2 X_2 + \text{cnst. } C] = 0$ since π_{CoBO} controls X_2 independently of U_2 .

However, if we choose another policy scope where we control X_1 on C , i.e., $\pi_{\text{scope}} \equiv \pi(x_1 | c)$, we would arrive at a more favourable solution. To do so, first notice that we can expand the objective as follows: $\mathbb{E}_{\pi_{\text{scope}}}[Y] = \mathbb{E}_{\pi_{\text{scope}}}[U_2^2] \mathbb{E}_{\pi_{\text{scope}}}[\exp(-(X_1 + C)^2)] + \mathbb{E}_{\pi_{\text{scope}}}[\text{cnst. } C]$. We can clearly see that the optimum is achieved when *only* X_1 is controlled and set to $-C$, whereby: $\mathbb{E}_{\pi_{\text{scope}}}[Y] = 1/3 > \mathbb{E}_{\pi_{\text{CoBO}}}[Y]$. In other words, we see through this example that choosing the “wrong” scope may produce policies that do not achieve the sought optima.

The problem we tackle in this paper naturally emerges from the three elements analysed above. 1) CoBO has to optimise over candidate policies with varying state-action spaces to determine optima. 2) Brute forcing the solution is not feasible, and 3) CaBO fails when faced with contextual variables. To our knowledge, no algorithm exists to handle those settings, and our goal is to propose the first technique for contextual and causal BO.

Our method, called CoCa-BO is capable of reducing the search space of policy scopes without risking the convergence to the optimum. We highlight difficulties arising from attempts to use the causal acquisition function (Aglietti et al., 2020) for choosing the best policy scope in a contextual setting. We propose a novel approach that is practically capable of finding the best policy scope and further simplifies the selection procedure. We consider setups for which we show analytically that other methods fail and demonstrate experimentally that our method converges to the optimum. Additionally, we empirically demonstrate that our method retains a significant reduction in sample complexity in large systems even if other techniques can acquire the optima (Appendix C).

2. Related Work

Utilising causal knowledge to derive better policies and policy scopes is an active and recent research area (Lee & Bareinboim, 2018; 2019; 2020). There are already prominent results for conditional and unconditional policies in various setups (Aglietti et al., 2020; Zhang & Bareinboim, 2017; 2022), and some of these results integrated in the scope of BO (Aglietti et al., 2020) have been proven efficient and optimal. We describe those developments from both causal and Bayesian optimisation perspectives.

2.1. Causal BO

Causal Bayesian Optimisation (CaBO) (Aglietti et al., 2020) combines the theory of possible optimal minimal interventional sets (POMIS) (Lee & Bareinboim, 2018; 2019) with the BO framework. CaBO assumes that a causal graph is given, possibly containing unobserved confounders, and attempts to find a subset of interventional variables and interventional values such that the expectation of the target variable is optimised when controlling the former at the latter. As the power set of all interventional variables grows exponentially with the number of interventional variables, rendering optimisation infeasible in large systems, CaBO derives the set of POMISs (Lee & Bareinboim, 2018) from the causal graph and restrict its search space to this set. By definition, a POMIS is guaranteed to be optimal for an SCM consistent with the causal graph, which means that if one ignores a POMIS, an SCM exists such that no other interventional sets yield the optimum. Sanghack Lee et al. (2018) also show that in some cases, an agent intervening on all interventional variables, which is a standard case in BO, never achieves the optimum. CaBO handles the case where not all observed variables can be controlled by projecting the original graph into a new one where non-controllable observed variables are latent (Lee & Bareinboim, 2019). This procedure effectively marginalises some of the observed variables.

After computing POMISs, CaBO decides at each step which POMIS and which interventional values to suggest, and runs the corresponding black-box evaluation. To make this decision, CaBO maximises for each POMIS an acquisition function based on a causal Gaussian process (GP) (Rasmussen & Williams, 2006) model per POMIS. CaBO returns the POMIS and the corresponding interventional values that attained the largest acquisition function value overall. Once CaBO has performed the intervention on the system, it collects the value of the target variable, and updates the GP of the selected POMIS. Moreover, CaBO performs an ϵ -greedy policy search alternating between passively observing and actively intervening. This is necessary for CaBO if an empty set is a POMIS for the given causal graph. Contrary to CaBO, our method exploits the contextual variables

available to the agent, and performs a search over the joint space of interventional and contextual variables. Note that this space is a super-set of the POMISs set, therefore we observe that our method recovers CaBO optima in absence of contexts, and achieves better optima than CaBO when contextual information is essential for the decisions.

2.2. Contextual BO

As discussed in the introduction, an agent may achieve better optima by considering some observable variables as contextual ones. An agent should decide the values at which interventional variables are controlled based on the values of contextual variables. Contextual BO is an algorithm well suited for this scenario. A kernel function is defined on the product space of both contextual and interventional variables, but the acquisition function is optimised only over the controllable variables as the contextual ones are fixed by the system at each step.

The common way of utilizing CoBO is to consider all controllable variables as interventional and other observed ones as contextual within the system. This may lead to slower convergence as the optimisation space grows with each variable. Moreover, the work in (Lee & Bareinboim, 2020) on possibly optimal mixed policy scopes (POMPSeS) provides an example in which such a policy scope, i.e. controlling all interventional variables based on all contextual variables, may never recover the optimal policy. Compared to CoBO, the method we propose optimises over MPSeS in an efficient manner that does not iterate through the vast space of MPSeS. This allows our method to circumvent suboptimality of CoBO.

2.3. Reinforcement Learning for Mixed Policy Scopes

The work in (Zhang & Bareinboim, 2022) considers a setup where all endogenous variables are discrete, and exogenous ones can be discrete or continuous. The first algorithm they propose is the causal-UCB* focusing on special policy scopes, that guarantee to contain the optimal one, to reduce the search space. Furthermore, they derive a method that allows the usage of samples gathered under a policy from one scope to improve the policies of other scopes under the considered setup. To do so, they identify c -components that are common for a group of policy scopes and learn c -factors of those c -components (Tian & Pearl, 2002) from samples coming from all the policy evaluations that are compatible with a policy scope belonging to the group. Authors derive sub-linear bounds for the cumulative regret based on the policy scope size being evaluated and the size of the domains of the variables of the policy scope. They show that in general, the bound for the causal-UCB* is smaller than the bound for the standard UCB, which demonstrates the importance of causal knowledge for building efficient agents. This

method limits itself to cases where all observable variables are discrete and have finite domains. Whereas our proposed solution works for both discrete and continuous variables.

3. Background

This section aims to provide the reader with a background on POMPSes. It highlights its importance for contextual decision making setup where the causal graph is available.

3.1. Preliminaries

We will denote the causal graph of the problem by \mathcal{G} , and the target variable that we should optimise by Y . Random variables will be denoted by capital letters like X and their values with corresponding lowercase letters like x . The domain of random variable X will be noted \mathfrak{X}_X . Sets of variables will be denoted by bold capital letters \mathbf{X} and the set of corresponding values by bold lowercase letters \mathbf{x} . Let \mathbf{V} denote the set of all the observable variables in the system.

We may now formally define mixed policy scopes (MPS).

Definition 3.1 (Mixed policy scopes (MPS)). Let $\mathbf{X}^* \subseteq \mathbf{V} \setminus \{Y\}$ be a set of interventional variables, and $\mathbf{C}^* \subseteq \mathbf{V} \setminus \{Y\}$ be a set of contextual variables. A mixed policy scope \mathcal{S} is defined as a collection of pairs $\langle X \mid \mathbf{C}_X \rangle$ such that

1. $X \in \mathbf{X}^*, \mathbf{C}_X \subseteq \mathbf{C}^* \setminus \{X\}$
2. $\mathcal{G}_{\mathcal{S}}$ is acyclic, where $\mathcal{G}_{\mathcal{S}}$ is defined as \mathcal{G} with edges onto X removed and directed from \mathbf{C}_X to X added for every $\langle X \mid \mathbf{C}_X \rangle \in \mathcal{S}$

Then we can properly describe what is a policy based on the MPS \mathcal{S} :

Definition 3.2 (Policy of an MPS). Given $\langle \mathcal{G}, Y, \mathbf{X}^*, \mathbf{C}^* \rangle$ and an SCM \mathcal{M} conforming the graph \mathcal{G} with $\mathfrak{X}_Y \subseteq \mathbb{R}$, a mixed policy π is a realisation of a mixed policy scope \mathcal{S} compatible with the tuple $\pi \doteq \{\pi_{X \mid \mathbf{C}_X}\}_{\langle X, \mathbf{C}_X \rangle \in \mathcal{S}}$, where $\pi_{X \mid \mathbf{C}_X} : \mathfrak{X}_x \times \mathfrak{X}_{\mathbf{C}_X} \mapsto [0, 1]$ is a proper probability mapping.

We denote the space of policies that are compatible with an MPS \mathcal{S} by $\Pi_{\mathcal{S}}$, and the set of all mixed policy scopes is denoted by \mathbb{S} . We define $\Pi_{\mathbb{S}} = \bigcup_{\mathcal{S} \in \mathbb{S}} \Pi_{\mathcal{S}}$ as the space of all policies, and $\mathbf{X}(\mathcal{S})$ designates the set of interventional variables for an MPS \mathcal{S} .

Our goal is to find a policy $\pi^* \in \Pi_{\mathbb{S}}$ maximising the expected reward Y , i.e.,

$$\pi^* = \operatorname{argmax}_{\pi \in \Pi_{\mathbb{S}}} \mathbb{E}_{\pi}[Y].$$

In this paper, we make the standard assumption that the agent knows the causal graph \mathcal{G} but does not have access to the underlying SCM of the environment.

3.2. POMPS

Some variables make the policy redundant, as when a policy contains an actionable variable that have no causal influence on Y . Redundant variables in a policy scope negatively affect the convergence speed, therefore we wish to restrict our search space to non-redundant policy scopes. We also want to converge to the optimum for any SCM \mathcal{M} compatible with the causal graph as we can not rule out any such SCM *a priori*. To meet both of these requirements, we employ the framework of possibly optimal mixed policy scopes (POMPS) (Lee & Bareinboim, 2020). To properly define POMPS we need to introduce several entities, starting with the optimal value achievable by a mixed policy scope \mathcal{S} given by $\mu_{\mathcal{S}}^* = \max_{\pi \in \Pi_{\mathcal{S}}} \mathbb{E}_{\pi}[Y]$. An important relation among MPSes that will serve to characterise POMPS is the relation of subsumption.

Definition 3.3 (Subsumption). An MPS \mathcal{S} subsumes another MPS \mathcal{S}' , denoted by $\mathcal{S} \subseteq \mathcal{S}'$, if $\mathbf{X}(\mathcal{S}') \subseteq \mathbf{X}(\mathcal{S})$ and $\mathbf{C}'_X \subseteq \mathbf{C}_X$, for every pair $\langle X \mid \mathbf{C}'_X \rangle \in \mathcal{S}'$.

Armed with the notion of subsumption, we can define non-redundancy.

Definition 3.4 (Non-Redundacy under Optimality (NRO)). Given $\langle \mathcal{G}, Y, \mathbf{X}^*, \mathbf{C}^* \rangle$, an MPS \mathcal{S} is said to be non-redundant under optimality if there exists an SCM \mathcal{M} compatible with \mathcal{G} such that $\mu_{\mathcal{S}}^* > \mu_{\mathcal{S}'}^*$ for every strictly subsumed MPS $\mathcal{S}' \subsetneq \mathcal{S}$.

Finally, we arrive to the definition of the target MPSes that an agent should optimise over.

Definition 3.5 (Possibly-Optimal MPS (POMPS)). Given $\langle \mathcal{G}, Y, \mathbf{X}^*, \mathbf{C}^* \rangle$, let \mathbb{S} be a set of NRO MPSes. An MPS $\mathcal{S} \in \mathbb{S}$ is said to be possibly-optimal if there exists \mathcal{M} compatible with the graph \mathcal{G} such that

$$\mu_{\mathcal{S}}^* > \max_{\mathcal{S}' \in \mathbb{S} \setminus \mathcal{S}} \mu_{\mathcal{S}'}^*$$

Analogous to the POMISs in CaBO, it is impossible to further restrict the search space to a subset of \mathbb{S}^* *a priori*. Indeed, for each POMPS \mathcal{S} , there will always exist an SCM \mathcal{M} compatible with \mathcal{G} for which \mathcal{S} yields the optimum value. Therefore, knowing only \mathcal{G} , the agent cannot exclude a POMPS without the risk of missing the optimal policy.

4. Proposed Solution

As outlined in Alg. 1, our method starts by considering the given causal graph and to compute \mathbb{S}^* , the set of all POMPSes, using the criteria provided by Sanghacker et al. (2020). At each step t we will need to select one POMPS \mathcal{S}_t and assign values to its controllable variables before intervening on the system. We maintain one contextual BO instance per POMPS to guide this decision.

We begin this section by defining the optimisation algorithm that is utilised in the proposed work, and subsequently explains the rationale behind its implementation. Furthermore, it highlights the inappropriateness of the causal acquisition function in a contextual setting, rendering CaBO inapplicable, and proposes an alternative approach that is effective in identifying the optimal POMPS for the given task. To further illustrate the challenges encountered in aligning the causal acquisition function with a contextual setup, an example is provided to demonstrate the difficulties that arise in such scenarios.

4.1. Contextual BO policy

We augment each POMPS \mathcal{S} with a contextual GP that models the black-box to optimise as a function of $\mathbf{C}(\mathcal{S})$ and $\mathbf{X}(\mathcal{S})$. We also keep track of all the points evaluated so far when \mathcal{S} was selected in a dataset $\mathcal{D}_{\mathcal{S}}^t = \{(\mathbf{x}_{\mathcal{S}}^i, \mathbf{c}_{\mathcal{S}}^i, \mathbf{y}^i)\}_{i \in t_{\mathcal{S}}}$ where $t_{\mathcal{S}} = \{i \leq t \text{ s.t. } \mathcal{S}_i = \mathcal{S}\}$. Each GP model is determined by a prior mean μ and a contextual kernel k supposed to capture the behaviour of the black-box as context and intervention values vary.

The GP associated to scope \mathcal{S} with dataset $\mathcal{D}_{\mathcal{S}}^t$ provides a posterior prediction of the output we would observe by applying interventions $\mathbf{x}_{\mathcal{S}}$ in context $\mathbf{c}_{\mathcal{S}}$, given by $\mathcal{N}(\mu_{\text{post}}(\mathbf{z}_{\mathcal{S}}), \sigma_{\text{post}}(\mathbf{z}_{\mathcal{S}})^2)$ where $\mathbf{z}_{\mathcal{S}} = (\mathbf{x}_{\mathcal{S}}, \mathbf{c}_{\mathcal{S}})$ and:

$$\begin{aligned} \mu_{\text{post}}(\mathbf{z}_{\mathcal{S}}) &= \mathbf{k}_{t_{\mathcal{S}}}^{\top}(\mathbf{z}_{\mathcal{S}}) (\mathbf{K}_{t_{\mathcal{S}}} + \sigma_n^2 \mathbf{I})^{-1} \mathbf{y}_{t_{\mathcal{S}}} \\ \sigma_{\text{post}}(\mathbf{z}_{\mathcal{S}})^2 &= k(\mathbf{z}_{\mathcal{S}}, \mathbf{z}_{\mathcal{S}}) \\ &\quad - \mathbf{k}_{t_{\mathcal{S}}}^{\top}(\mathbf{z}_{\mathcal{S}}) (\mathbf{K}_{t_{\mathcal{S}}} + \sigma_n^2 \mathbf{I})^{-1} \mathbf{k}_{t_{\mathcal{S}}}(\mathbf{z}_{\mathcal{S}}), \end{aligned}$$

with \mathbf{I} the identity matrix, $\mathbf{y}_{t_{\mathcal{S}}}$ the vector of all observed targets in $\mathcal{D}_{\mathcal{S}}^t$, $\mathbf{K}_{t_{\mathcal{S}}}$ the covariance matrix of all interventional values and context pairs in $\mathcal{D}_{\mathcal{S}}^t$, $\mathbf{k}_{t_{\mathcal{S}}}$ the vector of covariances between $\mathbf{z}_{\mathcal{S}}$ and each already evaluated inputs, and σ_n is a tunable noise level.

In our method we deploy HEBO (Cowen-Rivers et al., 2022) for each POMPS as it is a state-of-the-art BO algorithm (Turner et al., 2021) that handles optimisation in contextual setting, and which is able to cope with both continuous and discrete variables. HEBO’s GP model integrates input and output learnable transformations, which makes it robust to potential heteroscedasticity and non-stationarity of the black-box, which is not unexpected in a contextual setting where a change of context may induce some change of regime.

Each HEBO tries to find the best policy $\pi_{\mathcal{S}}^*$ within its POMPS \mathcal{S} such that:

$$\pi_{\mathcal{S}}^* = \operatorname{argmax}_{\pi \in \Pi_{\mathcal{S}}} \mathbb{E}_{\pi}[Y]$$

4.2. POMPS selection

In contrast to our method, CaBO utilises the values of the acquisition function for each GP to decide which POMIS should be controlled next. The motivation for such an approach comes from the observation that the best POMIS with the best interventional values will have a higher value of the expectation of the target than the others, by definition. Consequently, the acquisition function should be able to capture this pattern, especially in regions of low uncertainty. Nevertheless, this approach is not applicable in contextual cases as the optimal values of the acquisition functions are dependent on the context observed. This leads to the comparison of different functions at different points, i.e. different contexts. For example, consider POMPSes \mathcal{S} and \mathcal{S}' for which $\mathbf{c}_{\mathcal{S}}$ and $\mathbf{c}_{\mathcal{S}'}$ context has been observed correspondingly. The comparison of maximal acquisition function values associated \mathcal{S} and $\mathbf{c}_{\mathcal{S}}$ on the one hand, and \mathcal{S}' and $\mathbf{c}_{\mathcal{S}'}$ on the other hand, are not reflective of the relation between $\mathbb{E}_{\pi_{\mathcal{S}}^*}[Y]$ and $\mathbb{E}_{\pi_{\mathcal{S}'}^*}[Y]$. It may even lead to the divergence of the optimiser as such comparison may switch between POMPSes depending on the observed context.

We adopt multi-armed bandits (MAB) with upper confidence bound (UCB) action selection criterion (Sutton & Barto, 2018). Each POMPS serves as an arm for the MAB-UCB, where it attempts to find the arm with the highest reward which is the POMPS with the best $\mu_{\mathcal{S}}^*$. One may argue that for a given POMPS \mathcal{S} the $\mathbb{E}_{\pi_{\mathcal{S}}}[Y]$ is changing as the policy is being optimised. Nevertheless, note that under optimality, it is stationary and equal to $\mu_{\mathcal{S}}^*$.

Algorithm 1 Contextual Causal BO (CoCa-BO)

Input: causal graph \mathcal{G} , number of iterations n , set of interventional variables \mathbf{X} , domain of variables $\mathfrak{X}_{\mathbf{V}}$.
 Compute $\mathbb{S}^* = \text{POMPS}(\mathcal{G}, \mathbf{X})$
 Create $A = \text{MAB-UCB}(\mathbb{S}^*)$
for $\mathcal{S} \in \mathbb{S}^*$ **do**
 Create $\text{Opt}_{\mathcal{S}} = \text{HEBO}(\mathbf{X}(\mathcal{S}), \mathbf{C}(\mathcal{S}), \mathfrak{X}_{\mathcal{S}})$
end for
for $i = 1$ **to** n **do**
 Select a POMPS: $\mathcal{S} = A.\text{suggest}()$
 Implement $\pi_{\mathcal{S}}$ dictated by $\text{Opt}_{\mathcal{S}}, y, \mathbf{x}_{\mathcal{S}}, \mathbf{c}_{\mathcal{S}} \sim \mathcal{M}_{\pi_{\mathcal{S}}}$
 $A.\text{update}(y, \mathcal{S})$
 $\text{Opt}_{\mathcal{S}}.\text{update}(y, \mathbf{x}_{\mathcal{S}}, \mathbf{c}_{\mathcal{S}})$
end for

We summarise our method in Algorithm 1. Here, POMPS function computes the set of POMPSes (Lee & Bareinboim, 2020) for a given causal graph \mathcal{G} and the set of interventional variables \mathbf{X} . It is assumed that all observed variables may be contextual, but a subset of observed variables may be provided optionally. MAB-UCB creates a UCB multi-armed bandits for choosing which POMPS to implement at iteration i . The selection is done by `suggest()` method

call on the MAB-UCB. The first *for* loop initialises the HEBO optimisers for each POMPS \mathcal{S} based on its contextual $\mathbf{C}(\mathcal{S})$ variables, interventional $\mathbf{X}(\mathcal{S})$ variables, and the domain of all variables within \mathcal{S} denoted by $\mathfrak{X}_{\mathcal{S}}$. The last *for* implements the policy $\pi_{\mathcal{S}}$ defined by $Opt_{\mathcal{S}}$ and collects the values under the policy. Then both the MAB-UCB and the chosen HEBO optimiser are updated with the observed values. The policy dictated by HEBO optimiser is based on the acquisition function maximisation. We use multiple acquisition functions for GPs:

$$\alpha_{\mathcal{S}}(\mathbf{x}_{\mathcal{S}}, \mathbf{c}_{\mathcal{S}}) = (\alpha_{\text{EI}}^{\theta}(\mathbf{x}_{\mathcal{S}} | \mathcal{D}_{\mathcal{S}}, \mathbf{c}_{\mathcal{S}}), \alpha_{\text{PI}}^{\theta}(\mathbf{x}_{\mathcal{S}} | \mathcal{D}_{\mathcal{S}}, \mathbf{c}_{\mathcal{S}}), \alpha_{\text{UCB}}^{\theta}(\mathbf{x}_{\mathcal{S}} | \mathcal{D}_{\mathcal{S}}, \mathbf{c}_{\mathcal{S}}))$$

where $\mathbf{x}_{\mathcal{S}}$ is the candidate compatible with \mathcal{S} , $\mathbf{c}_{\mathcal{S}}$ is the context under \mathcal{S} , $\mathcal{D}_{\mathcal{S}}$ is the collection of samples under POMPS \mathcal{S} , θ are the parameters of the GP. HEBO performs candidate selection by maximising the acquisition function $\max_{\mathbf{x}_{\mathcal{S}}} \alpha_{\mathcal{S}}(\mathbf{x}_{\mathcal{S}}, \mathbf{c}_{\mathcal{S}})$. This process defines the policy by which a candidate $\mathbf{x}_{\mathcal{S}}$ is chosen given $\mathbf{c}_{\mathcal{S}}$.

$$\pi_{\mathcal{S}}(\mathbf{x}_{\mathcal{S}} | \mathbf{c}_{\mathcal{S}}) = \underset{\mathbf{x}_{\mathcal{S}}}{\operatorname{argmax}} \alpha_{\mathcal{S}}(\mathbf{x}_{\mathcal{S}}, \mathbf{c}_{\mathcal{S}})$$

For details on picking the candidate please see (Cowen-Rivers et al., 2022). The utilisation of multiple acquisition functions is motivated by the work of Lyu et al. (2018), which describes the conflicts that may arise between different acquisition functions.

5. Experiments

We conduct a series of experiments to compare the proposed method with CaBO and CoBO. There are two general cases considered for the experimental setup, each with a certain purpose. For each setup, $R_t = y_t - \mathbb{E}_{\pi^*}[Y]$ denotes the immediate regret suffered at iteration t , and we report the time-normalised cumulative regret $\bar{R}_t = \frac{1}{T} \sum_{t=1}^T R_t$ associated to each optimiser. We also report cumulative MPS selection frequency which gives at index t the fraction by which each MPS has been selected up to iteration t .

Configuration I.: Both the proposed method and the benchmark method can achieve the optimum. We attempt to measure the additional cost introduced by the proposed method in terms of sample complexity. Please note that in an environment with a large number of observed variables, CoBO yields a large optimisation domain, requiring a large number of samples (Appendix C). Our method utilises the independencies encoded within the causal graph to reduce the optimisation domain.

Configuration II.: The benchmark method cannot achieve the optimum. We practically confirm that there are cases

where neither CoBO nor CaBO converges to the optimum, leading to linear cumulative regret. We also show that CoCaBO converges to the optimum policy and has sub-linear cumulative regret.

All experiments have been run for 110 seeds for 700 iterations, i.e. 700 different interventions have been implemented in the system. The results are averaged and reported with 1.96 standard error intervals.

5.1. CaBO vs CoCa-BO

5.1.1. FIRST CONFIGURATION

The lack of contextual information in CaBO limits its potential to achieve optimal values. However, in cases where the context is deemed irrelevant parametrically, i.e. the SCM of the system is such that the optimal value of the target is the same across all values of the contextual variables (homogenous), CaBO is capable of attaining optima even in a contextual setup. However, these cases require a specific alignment of the SCM parameters, which may be unstable and can disappear even under small fluctuations (Pearl, 2009b). Another, less interesting, setup is when the contextual variables are in general irrelevant to the target Y which can be inferred from the causal graph \mathcal{G} . Our method is able to identify those cases and perform equally with CaBO as the set of POMPSes collapses to the set of POMISs in this case.

To further illustrate this, we define two SCMs that are compatible with the causal graph depicted in Fig. 3, from Ferro et al. (2015) (Ferro et al., 2015) and Thompson et al. (2019) (Thompson, 2019), where age, BMI, and cancer are only observable and aspirin, statin are interventional variables. PSA, which stands for prostate-specific antigen (Wang et al., 2011), is used to detect prostate cancer. We then compute the POMISs and POMPSes from the graph. The set of POMISs is $\{\emptyset, \{\text{Aspirin}\}, \{\text{Statin}\}, \{\text{Aspirin, Statin}\}\}$ and the set of POMPS consists of a single element, namely $\langle \text{Aspirin, Statin} | \text{Age, BMI} \rangle$.

Under the parametrisation from (Aglietti et al., 2020), the optimal values at which Statin and Aspirin are controlled to minimise PSA are the same for all values of Age and BMI. Let us denote the domain of a random variable X by \mathfrak{X}_X . Formally, the former statement can be written as $\forall(\text{age, bmi}) \in \mathfrak{X}_{\text{Age}} \times \mathfrak{X}_{\text{BMI}}$:

$$\begin{aligned} \underset{(\text{aspirin, statin})}{\operatorname{argmin}} \mathbb{E}[Y | \text{do}(\text{aspirin, statin}), \text{age, bmi}] \\ = \underset{(\text{aspirin, statin})}{\operatorname{argmin}} \mathbb{E}[Y | \text{do}(\text{aspirin, statin})] \end{aligned}$$

We show that the optimal values at which Aspirin and Statin should be controlled at are 0 and 1 correspondingly. For details please see Appendix A.1.

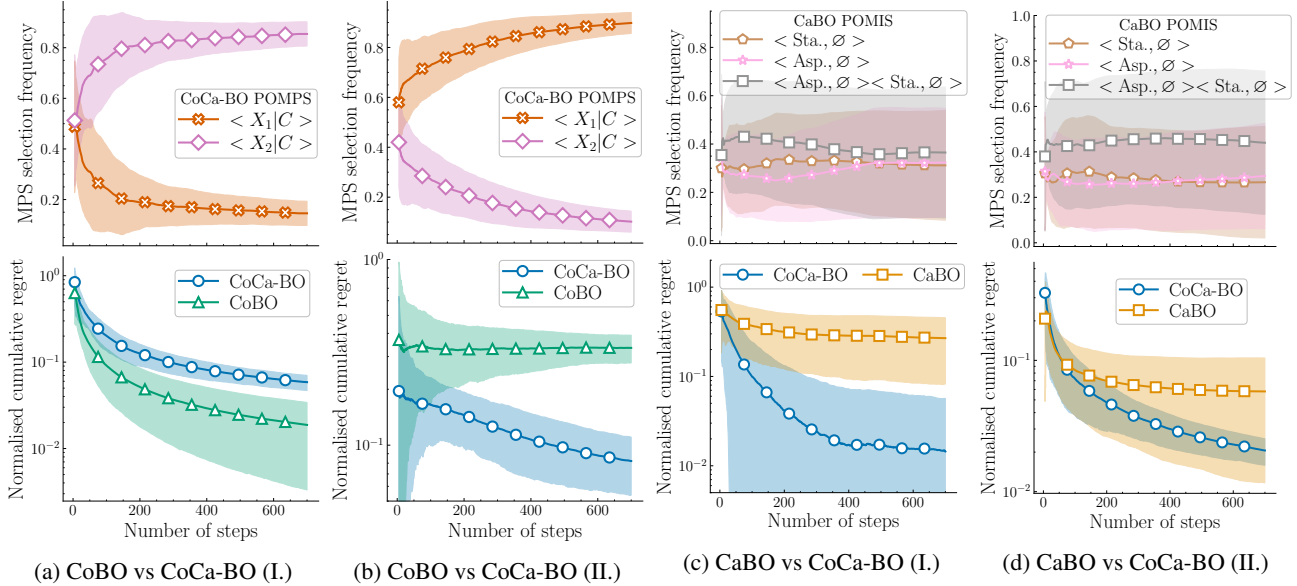


Figure 2. The upper figures show the cumulative probability of selecting the corresponding MPS (POMPS or POMIS). The frequency curve is omitted when there is only one candidate MPS. The lower charts show the time-normalised cumulative regret \bar{R}_T .

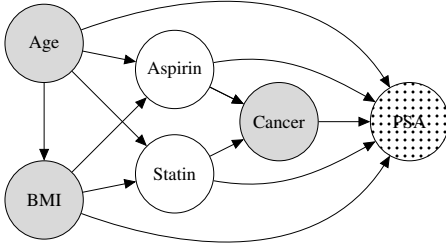


Figure 3. Causal graph of PSA level. White nodes represent variables which can be intervened and gray nodes represent non-manipulative variables. The target variable PSA is denoted with a shaded node.

Fig. 2c illustrates results for this setup. CaBO selects between POMISEs via the causal acquisition function procedure. We note the high variance of this selection method. This piratically harms the convergence properties of the optimiser. On the other hand, the MAB-UCB based POMPS selection of CoCa-BO practically does not suffer from this. This can be seen from figures 2a, 2b.

5.1.2. SECOND CONFIGURATION

The SCM for the second configuration is consistent with the causal graph in Fig. 3 is such that if Aspirin and Statin are controlled based on Age and BMI a lower expected PSA is achieved than if Aspirin and Statin are controlled at constant values.

Appendix A.2 shows that both Aspirin and Statin should

be controlled at $\left(\frac{\text{Age}-55}{21}\right) \left|\frac{\text{BMI}-27}{4}\right|$ after plugging in Cancer equation into PSA. The optimal values for Aspirin and Statin depend on Age and BMI. CaBO can not control medications based on Age and BMI as those contextual variables are marginalised. Our method converges as it utilises the $\langle \text{Aspirin}, \text{Statin} \mid \text{Age}, \text{BMI} \rangle$ and it is able to identify a policy to minimise PSA given Age and BMI.

Fig. 2d shows the results for this setup. We again observe high variance in the POMIS selection process for CaBO. The optimal policy being a contextual one renders impossible for the CaBO to achieve the optimum yielding linear cumulative regret which can be seen from the normalised cumulative regret of Fig. 2d.

5.2. CoBO vs CoCa-BO

5.2.1. FIRST CONFIGURATION

Appendix B.1 describes an SCM that is consistent with the causal graph illustrated in Fig. 1a. It also shows that controlling both X_1 and X_2 does not impede the agent’s ability to achieve the optimal outcome.

Fig. 2a illustrates that both methods converge to the optimal solution, as evidenced by the decreasing trend of normalised cumulative regrets. We observe that CoBO actually converges faster than CoCa-BO. It is expected as CoBO optimises over a fixed policy scope, which reduces the cost associated with finding the optimal policy scope. Nevertheless, it is important to note that the convergence of CoBO is contingent on the specific parametric configuration of the SCM. It is not possible to a priori exclude cases such as

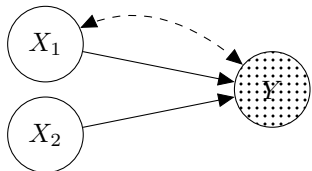


Figure 4. An example where no POMPSes share the same context

the one depicted in Fig. 1b, and therefore, it is necessary to perform a search over mixed policy sets (MPSEs), or preferable over POMPSes, to make convergence achievable. Additionally, in environments with a large number of variables CoBO performance deteriorates even if the converge is possible (Appendix C).

5.2.2. SECOND CONFIGURATION

The second configuration examined in this study is the SCM depicted in Fig. 1b in the introduction. We have show analytically that the CoBO method is unable to attain the optimal solution. Our proposed method, CoCa-BO, has been demonstrated to effectively achieve the desired optimum, resulting in sub-linear cumulative regret. The upper sub-figure of Fig. 2b illustrates the cumulative probability of selecting the corresponding POMPS. Our proposed method, CoCa-BO, converges to the policy scope that yields the optimal value, specifically $\langle X_1 \mid C \rangle$. The lower sub-figure of Fig. 2b illustrates that the normalised cumulative regret remains constant for CoBO, indicating its linear cumulative regret. On the other hand, our proposed method, CoCa-BO, attains sub-linear cumulative regret, as evidenced by the decreasing trend in the normalised cumulative regret corresponding to CoCa-BO.

6. Future Work

One may think that sharing context between POMPSes, e.g. two POMPSes have the same set of contextual variables and observations from one can be used to evaluate the acquisition function for the other, will make the optimal value of the acquisition function a valid selection criterion. Unfortunately, it is not possible in general. To further reinforce this argument, we consider the causal graph in Fig. 4 for which POMPSes are: controlling X_1 based on X_2 ($\langle X_1 \mid X_2 \rangle$), controlling X_1 based on X_1 ($\langle X_2 \mid X_1 \rangle$), and controlling simultaneously X_1 and X_2 ($\langle X_1 \mid \emptyset \rangle$, $\langle X_2 \mid \emptyset \rangle$). It is clear that sharing context between those POMPSes is impossible as a variable that is contextual for one is interventional for the other one. Moreover, we do not observe a stable behaviour for the causal acquisition function selection procedure in our experiments where it is applicable (Fig. 2d, 2c). Nevertheless, we acknowledge the necessity of detailed analysis and experiments to confidently compare MAB-UCB

with the acquisition function-based selection procedure in scenarios where the latter is applicable.

7. Conclusion

We review the problems where agents should utilise contextual information and base their decision on them to achieve the optimal outcome. We highlight the importance of searching through policy scopes rather than performing policy optimisation on a fixed one, and we note that currently available solutions in BO domain do not address this problem. Moreover, a direct application of them is either impossible or yields sub-optimal results. The proposed method, named CoCa-BO, overcomes discussed problems and efficiently performs policy optimisation in mixed policy scopes. We analyse the performance of CoCa-BO against CaBO and CoBO and show practically that the proposed method always achieves the optimum. Furthermore, CoCa-BO has lower sample complexity than CoBO in environments with a sufficiently large number of parameters as it is capable of finding smaller optimisation domains without sacrificing the convergence. We empirically show that CoCa-BO has lower variance than CaBO and consistently reaches the optimum across multiple runs. We also share our PyRo (Bingham et al., 2018; Phan et al., 2019) based code, for the reproducibility of results and in an attempt to provide a unified framework for future research in this domain.

References

- Aglietti, V., Lu, X., Paleyes, A., and González, J. Causal Bayesian optimization. *International Conference on Artificial Intelligence and Statistics*, pp. 3155–3164, 6 2020.
- Anderson, B. D. Topical challenges of control engineering. *IFAC Proceedings Volumes*, 28(17):1–7, 1995. ISSN 1474-6670. 8th IFAC Symposium on Automation in Mining, Mineral and Metal Processing 1995 (MMM’95), Sun City, South Africa, 29-31 August.
- Baheri, A. and Vermillion, C. Waypoint Optimization Using Bayesian Optimization: A Case Study in Airborne Wind Energy Systems. *2020 American Control Conference (ACC)*, 7 2020.
- Bingham, E., Chen, J. P., Jankowiak, M., Obermeyer, F., Pradhan, N., Karaletsos, T., Singh, R., Szerlip, P., Horsfall, P., and Goodman, N. D. Pyro: Deep Universal Probabilistic Programming. *Journal of Machine Learning Research*, 2018.
- Cowen-Rivers, A., Lyu, W., Tutunov, R., Wang, Z., Grosnit, A., Griffiths, R.-R., Maravel, A., Hao, J., Wang, J., Peters, J., and Bou Ammar, H. Hebo: Pushing the limits of sample-efficient hyperparameter optimisation. *Journal of Artificial Intelligence Research*, 74, 07 2022.

- Fauvel, T. and Chalk, M. Contextual bayesian optimization with binary outputs. *ArXiv*, abs/2111.03447, 2021.
- Feng, Q., Letham, B., Mao, H., and Bakshy, E. High-Dimensional Contextual Policy Search with Unknown Context Rewards using Bayesian Optimization. *Neural Information Processing Systems*, 33:22032–22044, 1 2020.
- Ferro, A., Pina, F., Severo, M., Dias, P., Botelho, F., and Lunet, N. Use of statins and serum levels of Prostate Specific Antigen. *Acta Urológica Portuguesa*, 7 2015.
- Fiducioso, M., Curi, S., Schumacher, B., Gwerder, M., and Krause, A. Safe Contextual Bayesian Optimization for Sustainable Room Temperature PID Control Tuning. *Proceedings of the Twenty-Eighth International Joint Conference on Artificial Intelligence*, 8 2019.
- Garnett, R. *Bayesian Optimization*. Cambridge University Press, 2023. to appear.
- Goldman-Mazur, S., Visram, A., Rajkumar, S. V., Kapoor, P., Dispenzieri, A., Lacy, M. Q., Gertz, M. A., Buadi, F. K., Hayman, S. R., Dingli, D., Kourelis, T., Gonsalves, W., Warsame, R., Muchtar, E., Leung, N., Kyle, R. A., and Kumar, S. K. Second- and third-line treatment strategies in multiple myeloma: a referral-center experience. *Blood Cancer Journal*, 12(12):164, 2022.
- Gu, S., Holly, E., Lillicrap, T., and Levine, S. Deep reinforcement learning for robotic manipulation with asynchronous off-policy updates. In *2017 IEEE International Conference on Robotics and Automation (ICRA)*, pp. 3389–3396. IEEE Press, 2017.
- Hota, A. R. and Sundaram, S. Controlling Human Utilization of Failure-Prone Systems via Taxes. *IEEE Transactions on Automatic Control*, 66(12):5772–5787, 12 2021.
- Hoyer, P. O., Janzing, D., Mooij, J. M., Peters, J., and Schölkopf, B. Nonlinear causal discovery with additive noise models. *Neural Information Processing Systems*, 21:689–696, 12 2008.
- Hytinen, A., Eberhardt, F., and Hoyer, P. O. Experiment selection for causal discovery. *Journal of Machine Learning Research*, 14(1):3041–3071, 1 2013.
- Koller, D. and Friedman, N. *Probabilistic Graphical Models: Principles and Techniques*. Adaptive computation and machine learning. MIT Press, 2009. ISBN 9780262013192.
- Lee, S. and Bareinboim, E. Structural causal bandits: where to intervene? *Neural Information Processing Systems*, 31:2573–2583, 12 2018.
- Lee, S. and Bareinboim, E. Structural Causal Bandits with Non-Manipulable Variables. *Proceedings of the AAAI Conference on Artificial Intelligence*, 33(01):4164–4172, 7 2019.
- Lee, S. and Bareinboim, E. Characterizing Optimal Mixed Policies: Where to Intervene and What to Observe. *Neural Information Processing Systems*, 33:8565–8576, 1 2020.
- Lyu, W., Yang, F., Yan, C., Zhou, D., and Zeng, X. Batch Bayesian optimization via multi-objective acquisition ensemble for automated analog circuit design. In Dy, J. and Krause, A. (eds.), *Proceedings of the 35th International Conference on Machine Learning*, volume 80 of *Proceedings of Machine Learning Research*, pp. 3306–3314. PMLR, 10–15 Jul 2018.
- Magill, M. and Ray, L. A. Cognitive-Behavioral Treatment With Adult Alcohol and Illicit Drug Users: A Meta-Analysis of Randomized Controlled Trials. *Journal of Studies on Alcohol and Drugs*, 70(4):516–527, 7 2009.
- Mills, P. M., Lee, P. L., and McIntosh, P. A practical study of adaptive control of an alumina calciner. *Autom.*, 27: 441–448, 1991.
- Partanen, A. and Bitmead, R. Excitation Versus Control Issues in Closed Loop Identification of Plant Models for a Sugar Cane Crushing Mill 1. *IFAC Proceedings Volumes*, 26(2):121–124, 7 1993.
- Pearl, J. Causality: Models, Reasoning and Inference. chapter 7, pp. 201–215. Cambridge University Press, 2009a.
- Pearl, J. Causality: Models, Reasoning and Inference. chapter 2, pp. 47–58. Cambridge University Press, 2009b.
- Pearl, J. Causality: Models, Reasoning and Inference. chapter 1, pp. 26–36. Cambridge University Press, 2009c.
- Phan, D., Pradhan, N., and Jankowiak, M. Composable effects for flexible and accelerated probabilistic programming in numpyro. *arXiv preprint arXiv:1912.11554*, 2019.
- Pinsler, R., Karkus, P., Kupcsik, A., Hsu, D., and Lee, W. S. Factored Contextual Policy Search with Bayesian optimization. *2019 International Conference on Robotics and Automation (ICRA)*, 5 2019.
- Rasmussen, C. E. and Williams, C. K. I. *Gaussian processes for machine learning*. Adaptive computation and machine learning. MIT Press, 2006. ISBN 026218253X.
- Spirtes, P., Glymour, C., and Scheines, R. *Causation, Prediction, and Search*. MIT press, 2nd edition, 2000.

- Sutton, R. S. and Barto, A. G. *Reinforcement Learning: An Introduction*. The MIT Press, second edition, 2018.
- Thompson, C. Causal graph analysis with the causalgraph procedure. 2019.
- Tian, J. and Pearl, J. A general identification condition for causal effects. *National Conference on Artificial Intelligence*, pp. 567–573, 7 2002.
- Turner, R., Eriksson, D., McCourt, M., Kiili, J., Laaksonen, E., Xu, Z., and Guyon, I. Bayesian optimization is superior to random search for machine learning hyperparameter tuning: Analysis of the black-box optimization challenge 2020. In Escalante, H. J. and Hofmann, K. (eds.), *Proceedings of the NeurIPS 2020 Competition and Demonstration Track*, volume 133 of *Proceedings of Machine Learning Research*, pp. 3–26. PMLR, 06–12 Dec 2021.
- Wang, X., Zhao, M., Nolte, D. D., and Ratliff, T. L. Prostate specific antigen detection in patient sera by fluorescence-free BioCD protein array. *Biosensors and Bioelectronics*, 26(5):1871–1875, 1 2011.
- Zhang, J. and Bareinboim, E. Transfer Learning in Multi-Armed Bandit: A Causal Approach. *Adaptive Agents and Multi-Agents Systems*, pp. 1778–1780, 5 2017.
- Zhang, J. and Bareinboim, E. Online reinforcement learning for mixed policy scopes. In Oh, A. H., Agarwal, A., Belgrave, D., and Cho, K. (eds.), *Advances in Neural Information Processing Systems*, 2022.

A. CaBO vs CoCa-BO

We describe and analyse SCMs used for comparing CaBO with CoCa-BO in this section.

A.1. First Configuration

The SCM that is used for the comparison of CaBO vs CoCa-BO in a scenario where CaBO can achieve the optima is given below:

$$\begin{aligned}
 \text{Age} &\sim \mathcal{U}(55, 75) \\
 \text{BMI} &\sim \mathcal{N}(27.0 - 0.01 \times \text{Age}, 0.7) \\
 \epsilon &\sim \mathcal{N}(0, 0.4) \\
 \text{Aspirin} &= \sigma(-8.0 + 0.10 \times \text{Age} + 0.03 \times \text{BMI}) \\
 \text{Statin} &= \sigma(-13.0 + 0.10 \times \text{Age} + 0.20 \times \text{BMI}) \\
 \text{Cancer} &= \sigma(2.2 - 0.05 \times \text{Age} + 0.01 \times \text{BMI} - \\
 &\quad 0.04 \times \text{Statin} + 0.02 \times \text{Aspirin}) \\
 \text{PSA} &= \epsilon + 6.8 + 0.04 \times \text{Age} - 0.15 \times \text{BMI} - \\
 &\quad 0.60 \times \text{Statin} + 0.55 \times \text{Aspirin} + \text{Cancer}
 \end{aligned}$$

We firstly note that for any values of Age and BMI

$$\begin{aligned}
 \mathbb{E}[\text{PSA} \mid \text{do}(\text{aspirin}, \text{statin}), \text{age}, \text{bmi}] &= \mathbb{E}[\epsilon + 6.8 + 0.04 \times \text{Age} - 0.15 \times \text{BMI} - 0.60 \times \text{Statin} + \\
 &\quad 0.55 \times \text{Aspirin} + \text{Cancer} \mid \text{do}(\text{aspirin}, \text{statin}), \text{age}, \text{bmi}] = \\
 &6.8 + 0.4\text{age} - 0.15\text{bmi} - 0.6\text{statin} + 0.55\text{aspirin} + \mathbb{E}[\text{Cancer} \mid \text{do}(\text{aspirin}, \text{statin}), \text{age}, \text{bmi}] = \\
 &6.8 + 0.4\text{age} - 0.15\text{bmi} - 0.6\text{statin} + 0.55\text{aspirin} + \sigma(2.2 - 0.05\text{age} + 0.01\text{bmi} - 0.04\text{statin} + 0.02\text{aspirin})
 \end{aligned}$$

It is easy to see that

$$\begin{aligned}
 \underset{\text{aspirin}, \text{statin}}{\text{argmin}} \mathbb{E}[\text{PSA} \mid \text{do}(\text{aspirin}, \text{statin}), \text{age}, \text{bmi}] &= \\
 \underset{\text{aspirin}, \text{statin}}{\text{argmin}} -0.6 \text{statin} + 0.55 \text{aspirin} - \sigma(2.2 - 0.05\text{age} + 0.01\text{bmi} - 0.04\text{statin} + 0.02\text{aspirin}) &
 \end{aligned}$$

In summary, to minimize PSA, Statin should be controlled at its highest value and Aspirin at its lowest value. Since the domains of both variables are $[0, 1]$, the solution of the optimization problem is Aspirin = 0 and Statin = 1, which is independent of Age and BMI. This implies that the optimal control values for Aspirin and Statin are the same for all values of Age and BMI. This is why the optimum is achievable by CaBO.

A.2. Second Configuration

The SCM that is used for this setup is such that an agent should control Aspirin and Statin based on Age and BMI to achieve the minimum expected value for PSA.

$$\begin{aligned}
 \text{Age} &\sim \mathcal{U}(55, 75) \\
 \text{BMI} &\sim \mathcal{N}(27.0 - 0.01 \times \text{Age}, 0.1) \\
 \epsilon &\sim \mathcal{N}(0, 0.01) \\
 \text{Aspirin} &= \sigma(-8.0 + 0.10 \times \text{Age} + 0.03 \times \text{BMI}) \\
 \text{Statin} &= \sigma(-13.0 + 0.10 \times \text{Age} + 0.20 \times \text{BMI}) \\
 \text{Cancer} &= \text{Statin}^2 + \left(\frac{\text{Age} - 55}{21}\right)^2 \left|\frac{\text{BMI} - 27}{4}\right|^2 + \frac{\text{Aspirin}^2}{2} \\
 \text{PSA} &= \epsilon + \frac{\text{Aspirin}^2}{2} + \left(\frac{\text{Age} - 55}{21}\right)^2 \left|\frac{\text{BMI} - 27}{4}\right|^2 - \\
 &\quad 2 \left(\frac{\text{Age} - 55}{21}\right) (\text{Aspirin} + \text{Statin}) \left|\frac{\text{BMI} - 27}{4}\right|
 \end{aligned}$$

If one plugs in the structural equation of Cancer into PSA they get

$$\begin{aligned}
 \text{PSA} &= \epsilon + \text{Aspirin}^2 + \text{Statin}^2 + 2 \left(\frac{\text{Age} - 55}{21}\right)^2 \left|\frac{\text{BMI} - 27}{4}\right|^2 - 2 \times \text{Aspirin} \left(\frac{\text{Age} - 55}{21}\right) \left|\frac{\text{BMI} - 27}{4}\right| - 2 \times \text{Statin} \times \\
 &\quad \left(\frac{\text{Age} - 55}{21}\right) \left|\frac{\text{BMI} - 27}{4}\right| = \left(\text{Aspirin} - \left(\frac{\text{Age} - 55}{21}\right) \left|\frac{\text{BMI} - 27}{4}\right|\right)^2 + \left(\text{Statin} - \left(\frac{\text{Age} - 55}{21}\right) \left|\frac{\text{BMI} - 27}{4}\right|\right)^2 + \epsilon
 \end{aligned}$$

An agent controlling both Aspirin and Statin at $\left(\frac{\text{Age} - 55}{21}\right) \left|\frac{\text{BMI} - 27}{4}\right|$ level achieves the minimal expected value of PSA, namely 0. CaBO fails as it does not consider Age and BMI while controlling Aspirin and Statin.

B. CoBO vs CoCa-BO

B.1. First Configuration

We introduce an SCM such that CoBO which by default controls both X_1 and X_2 based on C is still capable of getting to the optimum value. From the causal graph corresponding to the SCM (Fig. 1a) there are two POMPSes, namely $\langle X_1 \mid C \rangle$ and $\langle X_2 \mid C \rangle$.

$$\begin{aligned}
 U_2, U_2 &\sim \text{Uniform}(-1, 1) \\
 \epsilon_C, \epsilon_{X_1}, \epsilon_Y &\sim \mathcal{N}(0, 0.1) \\
 C &= U_1 + \epsilon_C \\
 X_1 &= U_1 + \epsilon_{X_1} \\
 X_2 &= |C - X_1| + 0.2U_2 \\
 Y &= \cos(C - X_2) + 0.1U_2 + 0.1\epsilon_Y
 \end{aligned}$$

We first note that controlling both X_1 and X_2 is redundant in the sense that controlling X_2 destroys the directed causal path from X_1 to Y rendering the control of X_1 irrelevant to Y . Let X_2 be controlled by an arbitrary function $g : \mathfrak{X}_C \mapsto \mathfrak{X}_{X_2}$. Then the expectation of Y under such control can be expressed as:

$$\mathbb{E}_{\text{CoBO}}[Y] = \mathbb{E}_{\text{CoBO}}[\cos(C - X_2) + 0.1U_2 + 0.1\epsilon_Y] = \mathbb{E}_{\text{CoBO}}[\cos(C - X_2)] = \mathbb{E}_{\text{CoBO}}[\cos(C - g(C))]$$

It is trivial to see that to maximise the above expectation one should control X_2 at the value of C , i.e. g is identity. This yields $\max_g \mathbb{E}_{\text{CoBO}}[\cos(C - g(C))] = 1$

Therefore controlling X_2 based on C yields the optimal value as 1 which is the highest value that the expectation of Y may achieve under any policy $\mathbb{E}_\pi[Y] = \mathbb{E}_\pi[\cos(C - X_2) + 0.1U_2 + 0.1\epsilon_Y] = \mathbb{E}_\pi[\cos(C - X_2)] \leq 1$. We conclude that CoBO can achieve the optimal value for this SCM.

C. Environment with a large number of variables

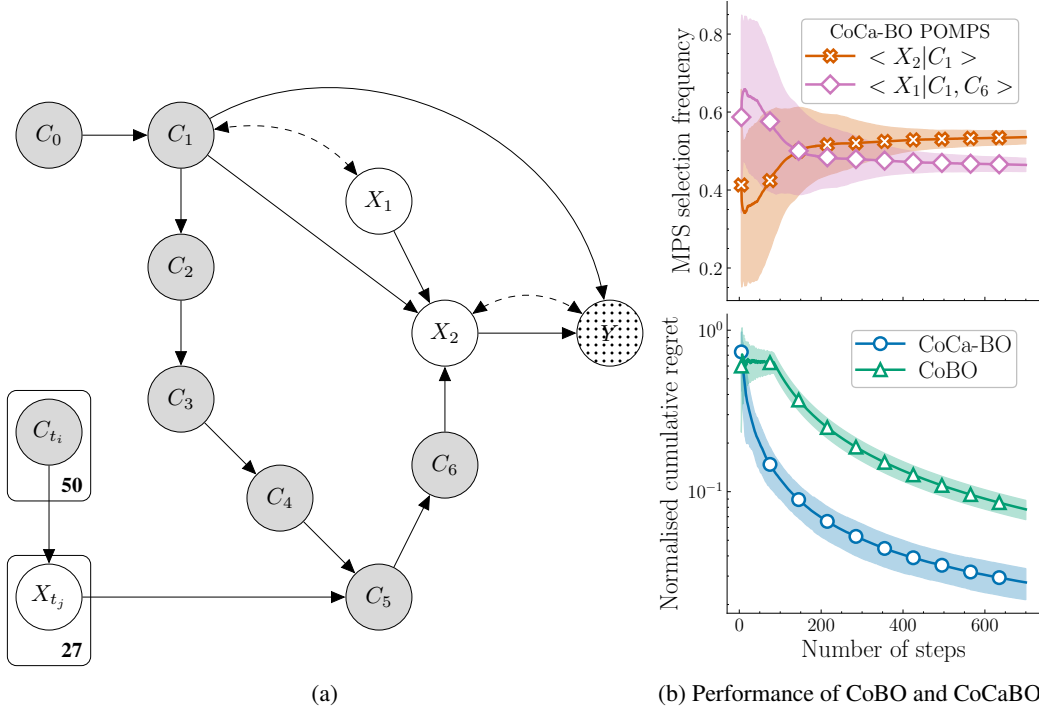


Figure 5. (a) A causal graph with a large number of variables. The rectangular nodes represent plates of variables. The number below the rectangles represents the number of variables within each plate. Variables C_{t_i} and X_{t_j} over-specify the environment and are redundant for optimising the expected value of Y . (b) Both methods converge, but CoCa-BO has lower cumulative cost due to smaller policy scopes ($\{X_1 | C_1, C_6\}, \{X_2 | C_1\}$).

$$\begin{aligned}
U_2, U_1 &\sim \text{Uniform}(-1, 1) \\
C_0 &\sim \mathcal{N}(0, 0.2) \\
X_1 &\sim \mathcal{N}(U_1, 0.1) \\
C_1 &\sim \mathcal{N}(C_0 - U_1, 0.1) \\
C_2 &\sim \mathcal{N}(C_1, 0.1) \\
C_3 &\sim \mathcal{N}(C_2, 0.1) \\
C_4 &\sim \mathcal{N}(C_3, 0.1) \\
C_{t_i} &\sim \mathcal{N}(0, 0.2) \quad \forall i \in \{1, \dots, 50\} \\
X_{t_j} &\sim \text{Uniform} \left[-1, 1 + 0.1 \frac{\sum_{i=1}^{50} C_{t_i}}{50} \right] \quad \forall j \in \{1, \dots, 27\} \\
C_5 &\sim \mathcal{N} \left(C_4 + 0.01 \frac{\sum_{j=1}^{27} X_{t_j}}{27}, 0.1 \right) \\
C_6 &\sim \mathcal{N}(C_5, 0.1) \\
X_2 &\sim \mathcal{N}(0.5(C_1 + C_6) + X_1 + 0.3|U_2|, 0.1) \\
Y &\sim \mathcal{N}(\cos(C_1 - X_2) + 0.1U_2, 0.01)
\end{aligned}$$

This example aims to show that utilising the causal graph may be beneficial even if standard CoBO converges to the optimum. The causal graphs allow the detection and removal of redundancies in policy scopes. This usually leads to policy scopes

with a smaller number of variables and improves the convergence in terms of sample efficiency. We use the plate notation (Koller & Friedman, 2009) to display the causal graph which is represented by rectangular nodes in Fig. 5a. This example has purely contextual variables C_{t_i} and X_{t_j} that only influence the rest of the system only through C_5 . It is not necessary to control or observe these variables to achieve the optima. This is reflected in the POMPSes $\{\langle X_1 | C_1, C_6 \rangle, \langle X_2 | C_1 \rangle\}$ corresponding the causal graph. Both POMPSes contain noticeably fewer variables than the policy scope considered by CoBO $\langle X_1, X_2, X_{t_{1:27}} | C_{0:6}, C_{t_{1:50}} \rangle$ where $X_{m:n} = \{X_i | m \leq i \leq n\}$. The SCM for this example is defined in terms of stochastic functions for compactness. This has no effect on the proposed work as every stochastic function can be turned into a deterministic one with stochastic inputs (Pearl, 2009c).

One may note that this SCM is similar to the SCM from B.1. Indeed, the structural equations for Y are the same. The same derivations apply to this SCM, proving that CoBO can achieve the optimum. Indeed, Fig. 5b shows that both methods converge to the optimum yielding a decreasing trend in the normalised cumulative regret. Moreover, CoCa-BO converges faster as it utilises the causal graph and derives policies with a smaller scope. As we see, this significantly improves the convergence speed over CoBO even if it achieves the optimum.