

BinaryVQA: A Versatile Test Set to Evaluate the Out-of-Distribution Generalization of VQA Models

Ali Borji
Quintic AI

aliborji@gmail.com

Abstract

We introduce a new test set for visual question answering (VQA) called *BinaryVQA* to push the limits of VQA models. Our dataset includes 7,800 questions across 1,024 images and covers a wide variety of objects, topics, and concepts. For easy model evaluation, we only consider binary questions. Questions and answers are formulated and verified carefully and manually. Around 63% of the questions have positive answers. The median number of questions per image and question length are 7 and 5, respectively. The state of the art OFA model achieves 75% accuracy on BinaryVQA dataset, which is significantly lower than its performance on the VQA v2 test-dev dataset (94.7%). We also analyze the model behavior along several dimensions including: a) performance over different categories such as text, counting and gaze direction, b) model interpretability, c) the effect of question length on accuracy, d) bias of models towards positive answers and introduction of a new score called the “*ShuffleAcc*”, and e) sensitivity to spelling and grammar errors. Our investigation demonstrates the difficulty of our dataset and shows that it can challenge VQA models for next few years. Data and code are publicly available at: [DATA](#) and [CODE](#).

1. Introduction

Visual question answering [5, 10] is a multidisciplinary task at the intersection of computer vision, NLP, knowledge representation, reasoning, common sense knowledge, etcetra. The goal is to answer a text-based question given an input still image or a video.

Recent VQA models are able to answer binary questions above 95% accuracy, which is astonishing considering that in principle, any questions can be asked on an image. At the same time, though, this alarms that perhaps we are not using the test sets that have the right level of difficulty. Using the same test set over the years has the risk of overfitting, as researchers often tune their models towards the statistics of the test sets (even when the annotations are held hidden). To mitigate this issue, it is crucial to have sev-




Figure 1. Samples from our dataset. Our dataset covers a wide variety of concepts including counting, crowd, emotions, drawings, paintings, camouflage, clothing, time, weather, body parts, age, text, gaze direction, etc. It also includes questions that address spatial understanding of models (e.g. the blue rectangle in the last image of the 3rd row). See Appendix A for more examples.

eral versatile independent test sets to evaluate models and to track the progress. While several test sets are available for problems such as image classification (e.g. [6, 14, 28]) and object detection (e.g. [20, 22, 24]), the VQA field lacks enough difficult test sets. Our study is an effort in this direction. This discussion naturally relates to the out-of-distribution studies showing that models are biased towards the test sets that are similar to the sets over which they have been trained on. Likewise, they underperform over test sets that are even slightly different [28, 32, 35]. In this regard, here we also testing the out-of-distribution performance of the VQA models.

Our test set contains 1,024 images crawled from publicly-available and free-to-distribute sources. We used Google and Bing search engines with different search phrases to collect the images. We made sure that no im-

Dataset	# Images	# Questions	Question Type(s)
DAQUAR [25]	1449	12468	Object identification
COCO-QA [29]	123287	115000	Questions automatically generated from COCO captions
VQA [5]	204721	614163	Combining vision, language and common-sense
Visual Madlibs [41]	10738	360001	Fill in the blanks
Visual7W [43]	47300	2201154	7Ws, locating objects
CLEVR [17]	100000	853554	Synthetic question generation using relations
Tally-QA [1]	165000	306907	Counting objects on varying complexities
KVQA [31]	24602	183007	Questions based on Knowledge Graphs
VizWiz [13]	31000	31000	Questions by visually impaired users
TextVQA [33]	28408	45336	Questions demanding reasoning about text

Table 1. Overview of VQA datasets described in this paper.

age contains sensitive material, has poor resolution, or violates the copyright law¹. The gathered data encompass a wide variety of visual concepts over both RGB images, paintings, drawings, cartoons, and clip arts (Fig. 1). We have made sure that all the questions are unambiguous and answers are correct. Our test set contains more questions per image (~ 7) than the VQA v2 test set (~ 3). We only consider the binary questions, since essentially any question can be converted to a “yes/no” question. This simplifies the model evaluation and eliminates the complicated process of matching sentences of predicted answers with actual answers. Notice that this argument does not necessarily mean that we only need models that give binary answers.

Although our test set is smaller than the VQA test set, it comes with the benefit of better control over the complexity of the questions and quality of the answers. Controlling the difficulty level of the questions generated by the Amazon Mechanical Turk (AMT) workers is challenging, as workers may choose to ask simple and short questions to save time. Unlike the questions in the VQA dataset [5] that are supposed to fool a toddler, alien, or a smart robot, some BinaryVQA questions can even challenge adults. To answer the majority of the questions, one has to carefully analyze the images. Further, small versatile and carefully curated test sets like ours can alleviate the legal issues concerning consents, licensing, privacy and security which are harder to control in datasets containing millions of images.

In curating the BinaryVQA, we have made three choices. First, this test set is intentionally not paired with a training set. This is to encourage generalization and to prohibit models to take advantage of correlations between testing and training sets. These correlations are easily accessible to models but are not detectable by humans [9]. Second, our dataset comes with a license that disallows researchers to update the parameters of any model for any reason on it. This is again to avoid over-fitting. Third, to mitigate the danger of leaking our data to other training sets, we mark every image by a one pixel green border that must be removed on the fly before testing.

In addition to the test set, we also introduce new dimensions along which VQA models can be tested, in particular sensitivity of the models to small perturbations in the

questions. We find that, unlike humans, current models are highly sensitive to minor grammar mistakes. Further, we study the bias of models towards generating positive answers, whether models indeed require the image to answer the questions, and whether they choose the right image regions to do so. In a nutshell, our results show that state of the art VQA models struggle on our dataset. This suggests that, in conjunction with other datasets, our dataset can be used to push the VQA models to become better.

2. VQA Datasets

Several VQA datasets have been introduced [18, 26, 40]. In these datasets, images are either taken from an existing vision dataset (e.g. MSCOCO; [24]) or are artificially created (e.g. Abstract Scenes; [5], computer graphics; [4, 17]). Further, questions are generated either automatically [4, 17, 18, 25, 29, 41], from crowd workers [5, 8, 11, 18, 21, 43], or from in-house participants [18, 38]. Unlike these datasets, questions in our dataset are carefully constructed by experts such that to answer them a detailed inspection of the image is necessary. Some prominent VQA datasets are listed in Table 1. Relevant ones to our work are described next.

COCO-QA [29] includes 123,287 images from the MSCOCO (72,783 for training and 38,948 for testing) and each image has one question/answer pair. Questions are automatically generated from the image descriptions and are categorized into four types based on the type of expected answer: object, number, color, and location. A downside of the COCO-QA dataset is that 9,072 (23.29%) of test questions also appear in the training questions.

VQA [5, 11] is one of the most widely used datasets (<https://visualqa.org/>). It comprises two parts, one using natural images called VQA-real (sourced from MSCOCO), and a second one with cartoon images called VQA-abstract. The latest more comprehensive version of this dataset, VQA v2.0 consists of 1.1 million (image, question) pairs with 13 million associated answers.

Visual Genome [21] is aimed to enhance the progress on cognitive tasks, especially spatial relationship reasoning. It contains over 108K images, with about 35 objects, 26 attributes, and 21 pairwise relationships between objects.

Visual7W [43] includes seven types of WH questions (what, where, when, who, why, which and how) to examine capability of a model in visual understanding. Questions

¹We choose images that were public domain, did not have copyright, or were released by the government.

are asked in the multiple-choice format. There are four candidates for each question, and only one candidate is the correct answer.

Visual Madlibs [41] consists of 360,001 targeted descriptions spanned across 12 different types of templates and their corresponding images.

VizWiz [13] is constructed from interactions of visually impaired users with a mobile application. It consists of 31,000 visual questions together with 10 crowdsourced answers per question. Images often have poor quality due to poor lighting, focus, and framing of the content of interest. Further, questions are on average more conversational and are sometimes incomplete.

TextVQA [33] contains 45,336 questions on 28,408 images that require reasoning about text to be answered. Images are taken from the Open Images v3 dataset [20]. TextVQA is available at <https://textvqa.org>.

In addition to above, some non-photo-realistic datasets such as CLEVR [17], NLVR [34], and FigureQA [19] have also been introduced to study visual reasoning independent of language. Some datasets such as Fact-Based VQA [37] explicitly require external knowledge to answer questions. GQA [16] is a popular dataset, which also involves phrases to address the relations.

Our work relates to research that addresses the functional diagnostics of pre-trained language models (*e.g.* [27, 30]). It also relates to works that examine adversarial robustness and out-of-distribution generalization of VQA models (*e.g.* [7, 23]). For example, [23] shows that non-expert annotators can easily attack the best VQA models.

We construct an adversarial dataset to challenge the best VQA models. Although there are few such datasets for free-form VQA (*e.g.* VQA-CP [3]), here we show that even that answering yes/no questions is not yet solved.

3. BinaryVQA Dataset

Our dataset contains 7,800 questions across 1,024 images. Majority of the questions start with “Is” and “Are” as shown in the sunburst plot in Fig. 2. The most common terms in the questions are *person*, *wearing*, *people*, and *image* (right panel in Fig. 2). We do not include WH questions and all questions have “yes” or “no” answers. We ensured that each image is valid through human review. We formulated the questions and then presented them along with their answers to three AMT workers for verification. Please see Appendix D for details. Out of all questions, only 41 QA pairs received the incorrect majority vote, which were fixed subsequently.

Statistics of the BinaryVQA dataset are shown in Fig. 3. Out of the 7,800 questions, 4,897 have positive answers and the remaining 2,903 have negative answers, resulting in a ratio of about 62.7% (positive/all images). The median positive to all questions ratio per image is 0.625. 38 images

Q type	List of words
sky	sky
spatial	rectangle
vegetation	tree, plant, flower
gaze direction	looking
real/drawing	painting, drawing
[in/out]doors	indoors, outdoors
daytime	daytime, nighttime
emotions	happy, sad, angry, upset
time	clock, time, watch, hour, minute, seconds
gender	man, woman, female, male, boy, girl
text	text, number, English, Roman, word, written
age	age, old, young, child, kid, baby, adult, teenager
weather	weather, snowy, sunny, cloudy, rainy, stormy, foggy
color	color, white, red, blue, yellow, black, purple, green, silver, blond
actions	fighting, walking, sitting, standing, running, climbing, lying, dancing, partying
direction	right, left, top, bottom, above, below, side, leftmost, rightmost, next
counting	more than, less than, two, three, ten, fifteen, twenty, two hundred, exactly, only
body parts	face, head, hand, leg, foot, feet, eye, torso, ear, belly, belly button, finger, hair, shoulder, neck, mouth, nose, body
clothing	shoe, jean, jeans, dress, tie, shirt, short, long sleeve, sock, hat, cap, earring, watch, piercing, necklace, scarf, eyeglasses, belt, cloths, wearing
animals	animal, cat, dog, elephant, tiger, horse, owl, chicken, hen, rooster, wolf, fox, octopus, sheep, eagle, lion, giraffe, monkey, cow, scorpion, turtle, fly, mosquito, dinosaur, panda, pigeon, spider
fruits	fruit, apple, banana, acorn, tomato, potato, pomegranate, pear, peach, orange, grape, melon, watermelon, cherry, strawberry, corn, pumpkin, pineapple, lemon, pepper, avocado, cabbage, lettuce, coconut, cucumber, eggplant, broccoli

Table 2. List of words per question type in the BinaryVQA dataset.

(3.7%) have all of their questions answered “yes”, while no image has all of its questions answered “no”. The median number of questions per image is 7 which means that half of the images have more than 7 questions. The median number of positive questions (questions with answer “yes”) is 4 and the median number of negative questions is 3. The mean number of questions per image in BinaryVQA is 7.62 which is higher than 5.4 for VQA v2. BinaryVQA questions range from 3 to 20 words. The mean and median question length are 5.64 and 5 words, respectively. VQA v2 questions range from 4 to 10 words (average 5). The average image resolution is 840.3×650.4 (w \times h) with the average aspect ratio of 1.32.

Sample images are shown in Fig. 1. BinaryVQA images and questions cover a wide variety of topics and concepts including drawings, paintings, uncommon views of objects, hybrid animals, out of context objects and odd scenes (elephant in the room, car in the swimming pool, black sheep among white sheep), weather conditions, time, interactions among people, actions (fighting, running, walking, dancing), emotions (sadness, happiness, surprise, anger), counts and quantity, gender, age, race, gaze direction, object materials, objects in the mirror, body parts (*e.g.* whether mouth or eyes are open, whether teeth are visible), animals, fruits, clothing (T-shirt, long sleeve, pants), shadow, color, crowd, clouds, tattoos, camouflage, illusions, non-existing objects, and logical reasoning.

In formulating the questions, we tried to remove any ambiguity (*e.g.* in giving addresses relative to the image, objects, people in the scene, or image viewer; left side of the rightmost person; left of the image). When only some people in the image (*e.g.* standing ones) are doing an action, we did not ask “Are these people doing X”. Instead, we asked “Are the standing people in this image doing X”.

terms that appeared in them, as shown in Table 2. For example, questions with words *gender*, *man*, *woman*, *female*, *male*, *boy*, *girl* address the gender. Notice that a question may fall into more than one category. These categories will be used later to analyze the models.

We did not incorporate any bias towards gender, age, or race during data collection, and tried to be as inclusive as possible in gathering images and formulating questions. We include and balance questions that address different ages and genders. The age groups are (*baby*, 26), (*kid*, 42), (*children*, 26), (*Teenager*, 5), (*Young*, 16), and (*old*, 12). The gender groups are (*woman*, 350), (*women*, 38), (*man*, 448), and (*men*, 79). We did not include any question that ask about race. These issues are more important to address over large training sets. This is because sometimes models trained on such datasets are directly deployed in the real-world.

The BinaryVQA dataset is substantially different from the VQA v2 validation set (the real images) measured in terms of the Fréchet Inception Distance (FID) [15]. The FID is equal to 50.9 indicating a large distribution shift, and hence high diversity (using 7K images). To put this number in perspective, the FID between VQA v2’s validation and its test set is approximately 23.8. Notice that the lower the FID, the more similar the two distributions.

4. Analyses and Results

To see how well the state of the art VQA models perform on our dataset², we choose the OFA model [39] which is currently the leading scorer on the VQA v2 test-std dataset³. It achieves 94.66% accuracy on “yes/no” questions. We also include a simple baseline model [5, 42] to see whether transitioning from simple to complicated models in VQA has indeed been meaningful⁴. To put the results in perspective, we also ran the Pythia model⁵. In this section, we focus on explaining the results using the OFA model. Summary results for both models are shown in Table 3.

The distribution of model scores on the BinaryVQA dataset is shown in the left panel of Fig. 4. The average accuracy of the OFA model is 75% which is much higher than the 62% accuracy of the baseline model. The OFA model, however, does significantly worse on our dataset than the VQA v2 dataset (around 20% absolute performance drop). We attribute this to the more complex nature of the questions and images in our dataset. Sample predictions of both models are shown in Fig. 5.

The OFA is able to correctly answer all questions for 160 images (15.6%) whereas the baseline is right for only 50 images (4.8%). The OFA model fails all questions over

314 images (30.7%) while the baseline answers all questions wrong over 673 images (65.7%).

Performance of the models over question types is shown in the right panel of Fig. 4. The OFA model does better than the baseline in the majority of the question types. It performs below the baseline model over counting (57.2%), text (59.7%), and spatial (63%) categories. It does, however, perform very well on weather (100%), daytime/nighttime (95.5%) and indoors/outdoors (96%) categories. Surprisingly, the OFA model does relatively well in answering questions pertaining to gaze direction (68.7%) without using any ad-hoc module to process faces, eyes, and gaze angles. The same argument holds over the real/drawing category (80.6%). We find that models have indeed improved drastically over the years, but there is still a large gap to close. Further, our dataset is significantly harder than the VQA v2 dataset (in “yes/no” questions) making it a great auxiliary test set to the existing ones.

We found that models perform about the same over real images, paintings, or drawings. OFA model scores $\sim 74.12\%$ over the paintings or drawings (568 questions across 69 drawings/paintings) which is slightly lower than its 75.47% accuracy on real images (7,232 questions over 955 images). The corresponding numbers for the baseline model are 60.03% and 63.47%. The OFA model is correct in answering the counting questions 57.2% of the time. This model is accurate 69% of the time over the number category on the VQA v2 dataset. Some difficult questions for the OFA model are shown in Fig. 6 over different categories.

4.1. Model interpretability

VQA models are very efficient in answering the questions, but how much do they really understand the images? Are their answers grounded on image content, or are merely due to some correlations? Several attempts have been made to address this (e.g. [2, 12]) and limiting the image area to a spatial location as is done here (i.e. images containing the blue rectangles) is one way to do so. In this section, we propose a new way to interpret the models by masking the image content and study its effect. To this end, we run the OpenCV face detector [36] and mask the faces in images. We then evaluate the OFA model on these images and plot the performance per category as shown in the left panel of Fig. 7. Notice that here we limit our analysis to those images for which at least one face is detected (309 out of 1024 images). Some question categories that highly depend on face information such as “gaze direction”, “age”, “gender”, and “emotions” are severely degraded, which suggests that models indeed use the right information. Degradation or enhancement over some categories such as “text” or “animals” may be partially attributed to the false detections of the face detector. This, however, needs further investigation. Note that our masking approach can also be extended to more common objects.

²We used a 12 GB NVIDIA Tesla K80 GPU to do the experiments.

³<https://paperswithcode.com/sota/visual-question-answering-on-vqa-v2-test-std>

⁴https://github.com/iamaaditya/VQA_Demo.git

⁵<https://github.com/Eurus-Holmes/Pythia-VQA>

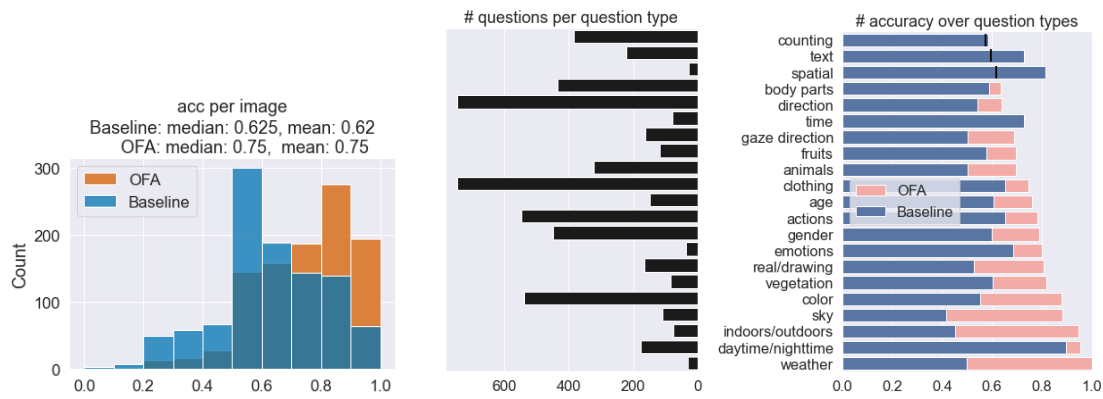


Figure 4. Left: Distribution of per image accuracy for models. OFA model is correct $\sim 75\%$ of the time. Middle: Number of questions per question type. Right: Accuracy per question type for models. OFA model does better than the baseline on most of the question types.

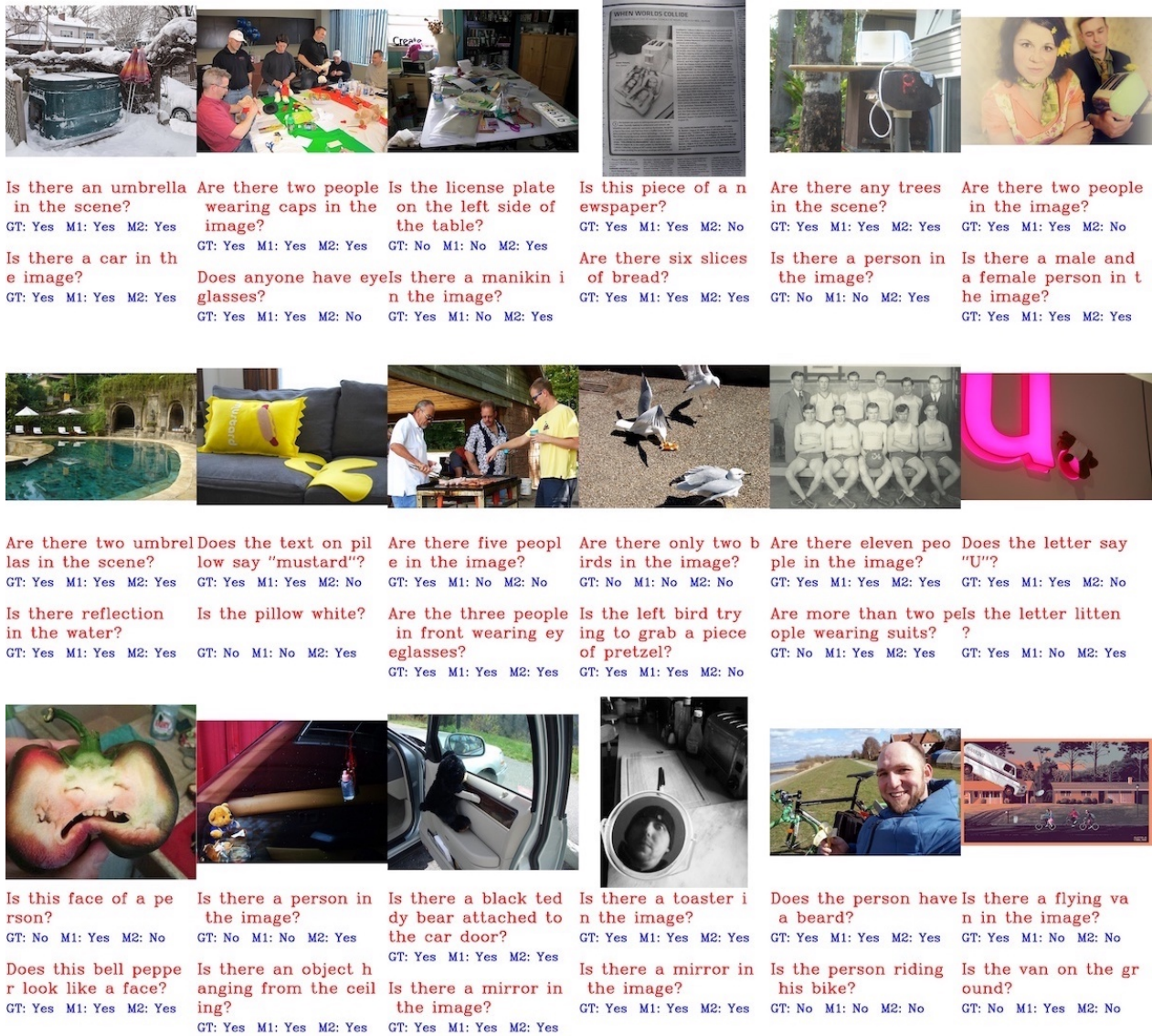


Figure 5. Sample images along with the question, ground truth answer (GT), prediction of the OFA model (M1) and prediction of the baseline model (M2). See appendix for more examples.



Figure 6. Failure cases of the OFA model over different categories of the BinaryVQA dataset.

4.2. Impact of question length on accuracy

Questions in VQA datasets have different levels of complexity. Intuitively, a longer question may be harder to answer than a short one, since it involves unpacking and understanding the dependencies among words in the sentences and their corresponding objects in the image. The right panel of Fig. 7 shows the model accuracy as a function of question length. Due to rarity, questions longer than 10 words are discarded (only 150 occurrences). As it can be noticed, accuracy decays as the question length grows. The mean accuracy of the OFA model over questions less than 8 words is 72.3%. Its accuracy over questions longer than 8 words (and less than 10) is 51.6%. The corresponding numbers for the baseline model in order are 62.3% and 52.8%. This result corroborates previous findings over the VQA dataset and shows that models underperform over longer

questions. Since our dataset contains longer questions than the VQA dataset, it can better test this aspect of models.

4.3. Analysis of “yes” bias in models

VQA datasets usually contain more questions with “yes” answers than questions with “no” answers. This is partially due to the tendency of annotators to query the existing content in images. Consequently, a smart chance model that often produces positive answers may win over a sophisticated model. One approach to combat this issue, as is done over the VQA v2 dataset, is to balance the distribution of positive and negative questions. Here, we introduce a new score called “ShuffleAcc” to automatically address this. A subset of $2n$ questions consisting of n positive and n negative questions are randomly selected (here $n = 2000$). The average model accuracy over m such subsets is then computed (here $m = 50$). A model that consistently generates a “yes” (or “no”) answer will achieve 50% accuracy. The same argument holds for a model that randomly chooses “yes” 50% of the time. The ShuffleAcc scores of OFA and baselines models in order are 75% and 62.4% which are about the same as their performance using the traditional accuracy score. This entails that these models do not suffer from inherent biases towards positive answers.

4.4. Sensitivity to spelling and grammar errors

Studies on understanding and evaluating VQA models have been primarily focused on the visual component of VQA. Less attention, however, has been paid to diagnosing errors in the NLP component, in particular the sensitivity of models to perturbations on asked questions. This is particularly important to study since we know humans are still able to correctly answer questions even in presence of significant spelling and grammar mistakes, so long the meaning of the question remains the same. Here, we study three simple perturbations that are unlikely to change the answer.

Within-word character swap. Here, we first randomly select a word (with length > 3) in the question. Next, we randomly choose two characters in this word and swap them. For example, the question “Is there a person in the image?” will turn into “Is there a peosrn in the image?”. We then evaluate the OFA model by varying the number of words, from 1 to 3, for which we swap two characters. OFA accuracy drops to 61.4% with swap in one word, 53.5% with swaps in two words, and 49.1% with swaps in three words. These results clearly show that spelling errors drastically hinder the models. Humans often do not notice these changes during reading.

To test whether this result generalizes to other datasets, we repeated these experiments over the VQA-v2 test set. The accuracy of the OFA model drops to 91.7%. This number drops to 84.7% with swap in one word, 77.3% with swaps in two words, and 65.5% with swaps in three words. Similar observations are made for the baseline model.



Figure 7. Left: Performance of the OFA with and without faces masked. Sample images with faces masked are also shown. Right: Performance of the OFA model as a function of question length.

Omission of the articles. Here, all the articles (“the”, “a”, “an”) are removed from the question. For instance, the question “Is the person on the right holding a camera?” will be converted to “Is person on right holding camera?”. The performance of the OFA model drops to 73.8% indicating that this model, similar to humans, is robust to the omission of the articles.

Negating the question. Questions in the BinaryVQA dataset are formulated positively without using the word “not”. Logically, if the question is negated the answer should also be negated⁶ For example, if the answer to the question “Is there a firefighter on the crane?” is “yes”, then the answer to the question “Is there not a firefighter on the crane?” should be “no”. For this analysis, we focus only on “Is there” type questions. Out of 1,841 such questions, the OFA model maintained its decision in 738 cases when the question was negated. This amounts to about 40% of the cases, which is far above 0%. Ideally, the model should always reverse its decision.

4.5. Ablation analyses

Following our interpretability analysis above, here we conduct two analyses which can be considered as sanity checks or baselines for models. Models can be right for wrong reasons, and vice versa. In the first analysis, we ask all the questions over a black image or a white noise image. The OFA model performs well below chance, about 36.4% and 36.89% over these images, respectively. This indicates that this model indeed requires the image to produce the right answer.

The second analysis investigates whether a model can consistently produce the “no” answer to questions for which we know the answer is surely “no”. We asked 15 questions in the form of “Is there a/an X in the image?” where X represents one of the following

⁶Of course there are exceptions in the conversational language, e.g. Isn’t there a person in the room? Answer: No! (assuming there are no people in the room).

Model	Avg Acc.	ShuffledAcc	Char Swap (one word)	Article Omission	Question* Negation (%)	Acc on VQA v2 ⁺
Baseline	62.5	62.4	51.5	59.3	35	80.5
OFA	75	75	61.4	73.8	40	94.66
Pythia	72.1	72.2	58.8	69.4	46	86.7 [†]

Table 3. Summary of model performance on BinaryVQA dataset.

* = Percentage of questions for which the model retained its answer after negation.

+ = Human perf. is about 95.48 from <https://visualqa.org/roe.html>

[†] = Pythia v0.1 the winning entry in 2018 VQA benchmark https://visualqa.org/roe_2018.html

objects ‘white orange’, ‘dragon’, ‘blue horse’, ‘backgammon board’, ‘parrot’, ‘boxer dog’, ‘ostrich’, ‘dinosaur egg’, ‘galaxy’, ‘mermaid’, ‘telescope’, ‘unicorn’, ‘centipede’, ‘yellow cow’, ‘yeti’ over all the 1024 images. The mean accuracy of OFA model across all 15×1024 questions is 93.1% using original images. The breakdown per each of these questions is shown in Appendix C. Interestingly, when we asked these questions on white noise images, the accuracy jumped to 100%. These results again demonstrate that the OFA model indeed highly relies on the image content.

5. Discussion and Conclusion

Understanding complex questions in VQA is a big challenge, so is the understanding of complex scenes. Our dataset is better suited to address the latter, whereas other datasets can address the former. It can be used to test models that already perform above 95% on binary questions of VQA-v2 dataset. Our dataset contains a lot of questions which are really challenging and need close examination of the image to be answered. Such questions ask about non-standard objects, surreal imagery, and/or other oddities (e.g. an eagle with a banana for a beak, water spout wearing sneakers, an odd clothespin-like object on one side and spoon on the other, a face with multiple pairs of eyes).

We share a zip file containing images, questions, meta-data, and detailed documentation. BinaryVQA is licensed under Creative Commons Attribution 4.0 (Appendix E).

References

- [1] Manoj Acharya, Kushal Kafle, and Christopher Kanan. Tal-lyqa: Answering complex counting questions. 33(01):8076–8084, 2019. [2](#)
- [2] Aishwarya Agrawal, Dhruv Batra, and Devi Parikh. Analyzing the behavior of visual question answering models. *arXiv preprint arXiv:1606.07356*, 2016. [5](#)
- [3] Aishwarya Agrawal, Dhruv Batra, Devi Parikh, and Anirudha Kembhavi. Don’t just assume; look and answer: Overcoming priors for visual question answering. In *Proceedings of the IEEE conference on computer vision and pattern recognition*, pages 4971–4980, 2018. [3](#)
- [4] Jacob Andreas, Marcus Rohrbach, Trevor Darrell, and Dan Klein. Neural module networks. In *Proceedings of the IEEE conference on computer vision and pattern recognition*, pages 39–48, 2016. [2](#)
- [5] Stanislaw Antol, Aishwarya Agrawal, Jiasen Lu, Margaret Mitchell, Dhruv Batra, C Lawrence Zitnick, and Devi Parikh. Vqa: Visual question answering. In *Proceedings of the IEEE international conference on computer vision*, pages 2425–2433, 2015. [1](#), [2](#), [5](#)
- [6] Andrei Barbu, David Mayo, Julian Alverio, William Luo, Christopher Wang, Dan Gutfreund, Josh Tenenbaum, and Boris Katz. Objectnet: A large-scale bias-controlled dataset for pushing the limits of object recognition models. In *Advances in Neural Information Processing Systems*, pages 9448–9458, 2019. [1](#)
- [7] Emanuele Bugliarello, Ryan Cotterell, Naoaki Okazaki, and Desmond Elliott. Multimodal pretraining unmasked: A meta-analysis and a unified framework of vision-and-language berts. *Transactions of the Association for Computational Linguistics*, 9:978–994, 2021. [3](#)
- [8] Haoyuan Gao, Junhua Mao, Jie Zhou, Zhiheng Huang, Lei Wang, and Wei Xu. Are you talking to a machine? dataset and methods for multilingual image question. *Advances in neural information processing systems*, 28, 2015. [2](#)
- [9] Robert Geirhos, Jörn-Henrik Jacobsen, Claudio Michaelis, Richard Zemel, Wieland Brendel, Matthias Bethge, and Felix A Wichmann. Shortcut learning in deep neural networks. *Nature Machine Intelligence*, 2(11):665–673, 2020. [2](#)
- [10] Donald Geman, Stuart Geman, Neil Hallonquist, and Laurent Younes. Visual turing test for computer vision systems. *Proceedings of the National Academy of Sciences*, 112(12):3618–3623, 2015. [1](#)
- [11] Yash Goyal, Tejas Khot, Douglas Summers-Stay, Dhruv Batra, and Devi Parikh. Making the v in vqa matter: Elevating the role of image understanding in visual question answering. In *Proceedings of the IEEE conference on computer vision and pattern recognition*, pages 6904–6913, 2017. [2](#)
- [12] Yash Goyal, Akrit Mohapatra, Devi Parikh, and Dhruv Batra. Towards transparent ai systems: Interpreting visual question answering models. *arXiv preprint arXiv:1608.08974*, 2016. [5](#)
- [13] Danna Gurari, Qing Li, Abigale J Stangl, Anhong Guo, Chi Lin, Kristen Grauman, Jiebo Luo, and Jeffrey P Bigham. Vizwiz grand challenge: Answering visual questions from blind people. In *Proceedings of the IEEE Conference on Computer Vision and Pattern Recognition*, pages 3608–3617, 2018. [2](#), [3](#)
- [14] Dan Hendrycks, Kevin Zhao, Steven Basart, Jacob Steinhardt, and Dawn Song. Natural adversarial examples. *CVPR*, 2021. [1](#)
- [15] Martin Heusel, Hubert Ramsauer, Thomas Unterthiner, Bernhard Nessler, and Sepp Hochreiter. Gans trained by a two time-scale update rule converge to a local nash equilibrium. *Advances in neural information processing systems*, 30, 2017. [5](#)
- [16] Drew A Hudson and Christopher D Manning. Gqa: A new dataset for real-world visual reasoning and compositional question answering. In *Proceedings of the IEEE/CVF conference on computer vision and pattern recognition*, pages 6700–6709, 2019. [3](#)
- [17] Justin Johnson, Bharath Hariharan, Laurens Van Der Maaten, Li Fei-Fei, C Lawrence Zitnick, and Ross Girshick. Clevr: A diagnostic dataset for compositional language and elementary visual reasoning. In *Proceedings of the IEEE conference on computer vision and pattern recognition*, pages 2901–2910, 2017. [2](#), [3](#)
- [18] Kushal Kafle and Christopher Kanan. Visual question answering: Datasets, algorithms, and future challenges. *Computer Vision and Image Understanding*, 163:3–20, 2017. [2](#)
- [19] Samira Ebrahimi Kahou, Vincent Michalski, Adam Atkinson, Ákos Kádár, Adam Trischler, and Yoshua Bengio. Figureqa: An annotated figure dataset for visual reasoning. *arXiv preprint arXiv:1710.07300*, 2017. [3](#)
- [20] Ivan Krasin, Tom Duerig, Neil Alldrin, Vittorio Ferrari, Sami Abu-El-Haija, Alina Kuznetsova, Hassan Rom, Jasper Uijlings, Stefan Popov, Andreas Veit, et al. Openimages: A public dataset for large-scale multi-label and multi-class image classification. *Dataset available from <https://github.com/openimages>*, 2(3):18, 2017. [1](#), [3](#)
- [21] Ranjay Krishna, Yuke Zhu, Oliver Groth, Justin Johnson, Kenji Hata, Joshua Kravitz, Stephanie Chen, Yannis Kalantidis, Li-Jia Li, David A Shamma, et al. Visual genome: Connecting language and vision using crowdsourced dense image annotations. *International journal of computer vision*, 123(1):32–73, 2017. [2](#)
- [22] Felix Lau, Nishant Subramani, Sasha Harrison, Aerin Kim, Elliot Branson, and Rosanne Liu. Natural adversarial objects. *arXiv preprint arXiv:2111.04204*, 2021. [1](#)
- [23] Linjie Li, Jie Lei, Zhe Gan, and Jingjing Liu. Adversarial vqa: A new benchmark for evaluating the robustness of vqa models. In *Proceedings of the IEEE/CVF International Conference on Computer Vision*, pages 2042–2051, 2021. [3](#)
- [24] Tsung-Yi Lin, Michael Maire, Serge Belongie, James Hays, Pietro Perona, Deva Ramanan, Piotr Dollár, and C Lawrence Zitnick. Microsoft coco: Common objects in context. In *European conference on computer vision*, pages 740–755. Springer, 2014. [1](#), [2](#)
- [25] Mateusz Malinowski and Mario Fritz. A multi-world approach to question answering about real-world scenes based on uncertain input. *Advances in neural information processing systems*, 27, 2014. [2](#)

- [26] Sruthy Manmadhan and Binsu C Kooor. Visual question answering: a state-of-the-art review. *Artificial Intelligence Review*, 53(8):5705–5745, 2020. 2
- [27] Nikita Nangia, Clara Vania, Rasika Bhalerao, and Samuel R Bowman. Crows-pairs: A challenge dataset for measuring social biases in masked language models. *arXiv preprint arXiv:2010.00133*, 2020. 3
- [28] Benjamin Recht, Rebecca Roelofs, Ludwig Schmidt, and Vaishal Shankar. Do imagenet classifiers generalize to imagenet? *arXiv preprint arXiv:1902.10811*, 2019. 1
- [29] Mengye Ren, Ryan Kiros, and Richard Zemel. Exploring models and data for image question answering. *Advances in neural information processing systems*, 28, 2015. 2
- [30] Paul Röttger, Bertram Vidgen, Dong Nguyen, Zeerak Waseem, Helen Margetts, and Janet B Pierrehumbert. Hatecheck: Functional tests for hate speech detection models. *arXiv preprint arXiv:2012.15606*, 2020. 3
- [31] Sanket Shah, Anand Mishra, Naganand Yadati, and Partha Pratim Talukdar. Kvqa: Knowledge-aware visual question answering. 33(01):8876–8884, 2019. 2
- [32] Vaishal Shankar, Rebecca Roelofs, Horia Mania, Alex Fang, Benjamin Recht, and Ludwig Schmidt. Evaluating machine accuracy on imagenet. In *International Conference on Machine Learning (ICML)*, 2020. 1
- [33] Amanpreet Singh, Vivek Natarajan, Meet Shah, Yu Jiang, Xinlei Chen, Dhruv Batra, Devi Parikh, and Marcus Rohrbach. Towards vqa models that can read. In *Proceedings of the IEEE/CVF Conference on Computer Vision and Pattern Recognition*, pages 8317–8326, 2019. 2, 3
- [34] Alane Suhr, Mike Lewis, James Yeh, and Yoav Artzi. A corpus of natural language for visual reasoning. In *Proceedings of the 55th Annual Meeting of the Association for Computational Linguistics (Volume 2: Short Papers)*, pages 217–223, 2017. 3
- [35] Rohan Taori, Achal Dave, Vaishal Shankar, Nicholas Carlini, Benjamin Recht, and Ludwig Schmidt. Measuring robustness to natural distribution shifts in image classification. *arXiv preprint arXiv:2007.00644*, 2020. 1
- [36] Paul Viola and Michael Jones. Rapid object detection using a boosted cascade of simple features. In *Proceedings of the 2001 IEEE computer society conference on computer vision and pattern recognition. CVPR 2001*, volume 1, pages I–I. Ieee, 2001. 5
- [37] Peng Wang, Qi Wu, Chunhua Shen, Anthony Dick, and Anton Van Den Hengel. Fvqa: Fact-based visual question answering. *IEEE transactions on pattern analysis and machine intelligence*, 40(10):2413–2427, 2017. 3
- [38] Peng Wang, Qi Wu, Chunhua Shen, Anton van den Hengel, and Anthony Dick. Explicit knowledge-based reasoning for visual question answering. *arXiv preprint arXiv:1511.02570*, 2015. 2
- [39] Peng Wang, An Yang, Rui Men, Junyang Lin, Shuai Bai, Zhikang Li, Jianxin Ma, Chang Zhou, Jingren Zhou, and Hongxia Yang. Ofa: Unifying architectures, tasks, and modalities through a simple sequence-to-sequence learning framework. *CoRR*, abs/2202.03052, 2022. 5
- [40] Qi Wu, Damien Teney, Peng Wang, Chunhua Shen, Anthony Dick, and Anton van den Hengel. Visual question answering: A survey of methods and datasets. *Computer Vision and Image Understanding*, 163:21–40, 2017. 2
- [41] Licheng Yu, Eunbyung Park, Alexander C Berg, and Tamara L Berg. Visual madlibs: Fill in the blank image generation and question answering. *arXiv preprint arXiv:1506.00278*, 2015. 2, 3
- [42] Bolei Zhou, Yuandong Tian, Sainbayar Sukhbaatar, Arthur Szlam, and Rob Fergus. Simple baseline for visual question answering. *arXiv preprint arXiv:1512.02167*, 2015. 5
- [43] Yuke Zhu, Oliver Groth, Michael Bernstein, and Li Fei-Fei. Visual7w: Grounded question answering in images. In *Proceedings of the IEEE conference on computer vision and pattern recognition*, pages 4995–5004, 2016. 2

**A. Samples images, questions, and answers
from the BinaryVQA dataset**

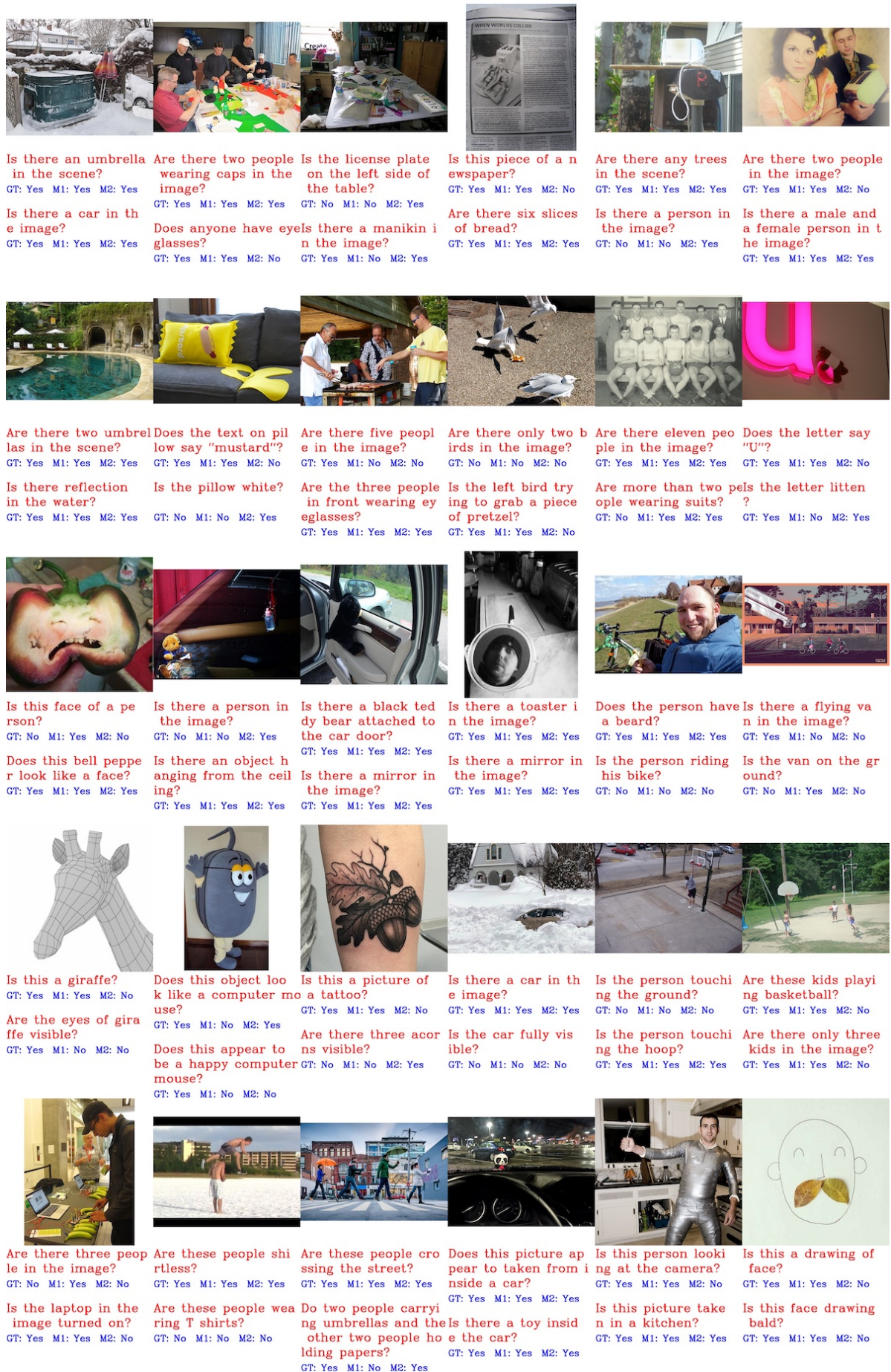


Figure 8. Sample images along with the question, ground truth answer (GT), prediction of the OFA model (M1) and prediction of the baseline model (M2).

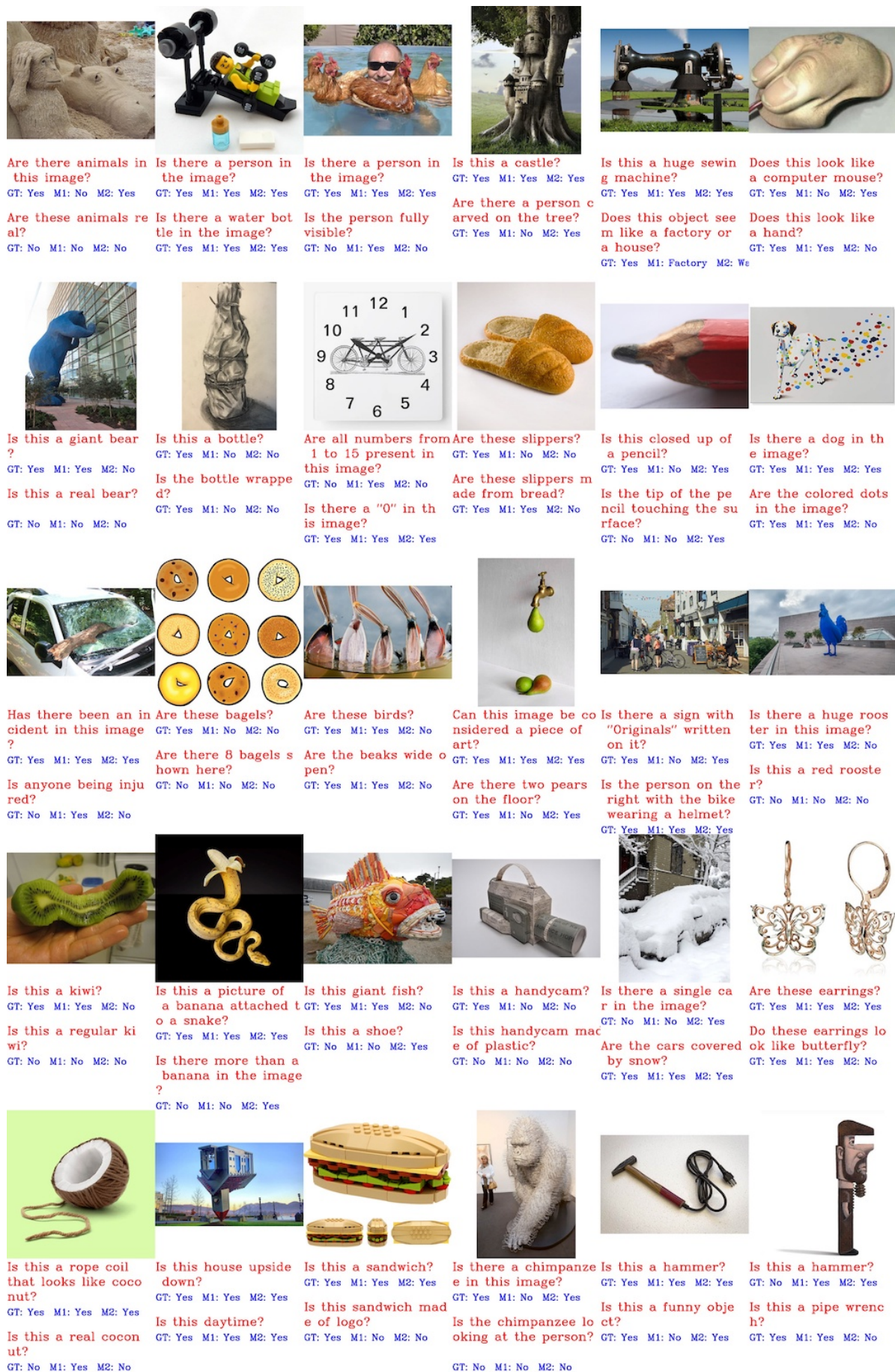


Figure 9. Sample images along with the question, ground truth answer (GT), prediction of the OFA model (M1) and prediction of the baseline model (M2).

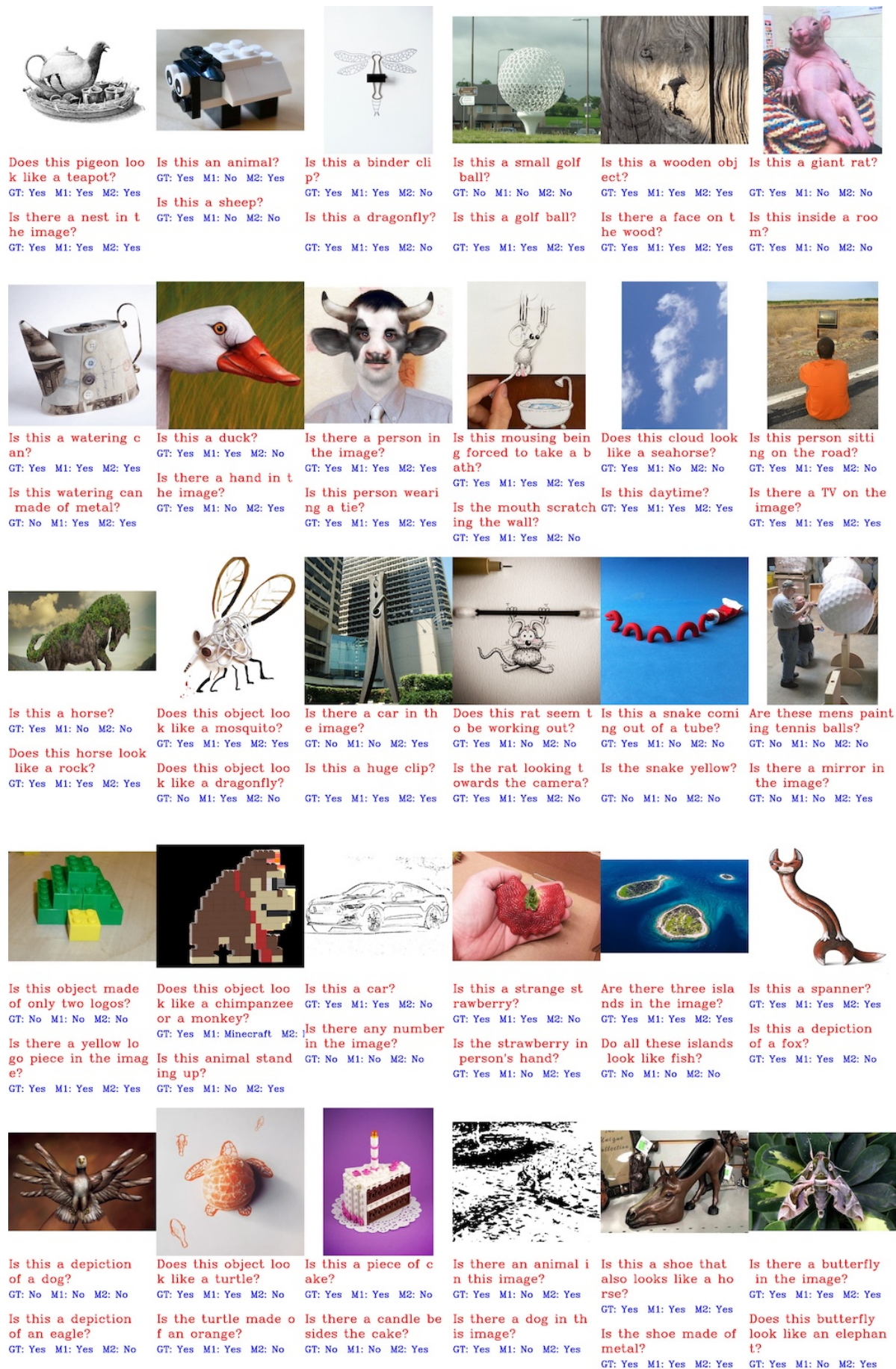


Figure 10. Sample images along with the question, ground truth answer (GT), prediction of the OFA model (M1) and prediction of the baseline model (M2).

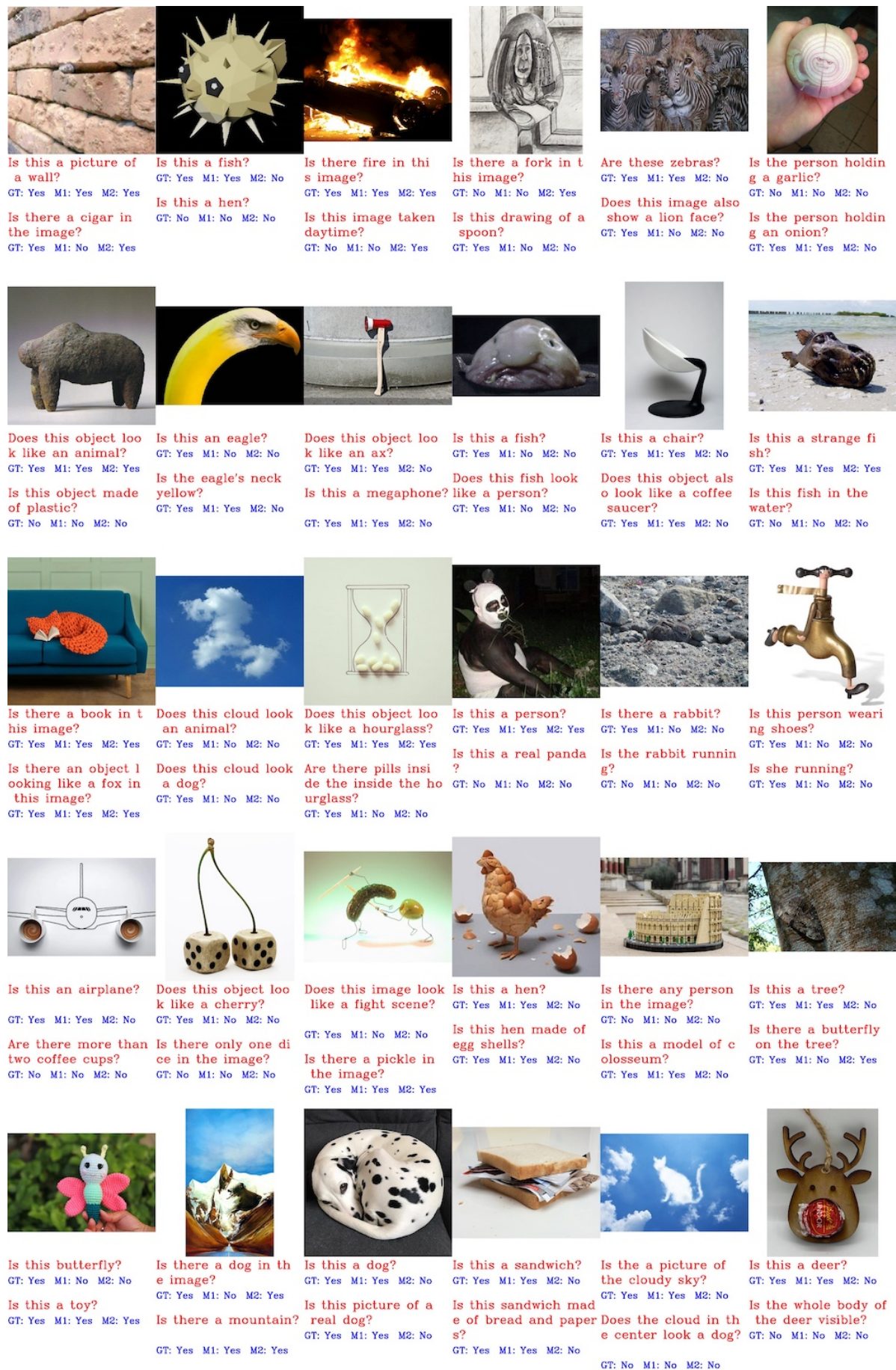


Figure 11. Sample images along with the question, ground truth answer (GT), prediction of the OFA model (M1) and prediction of the baseline model (M2).

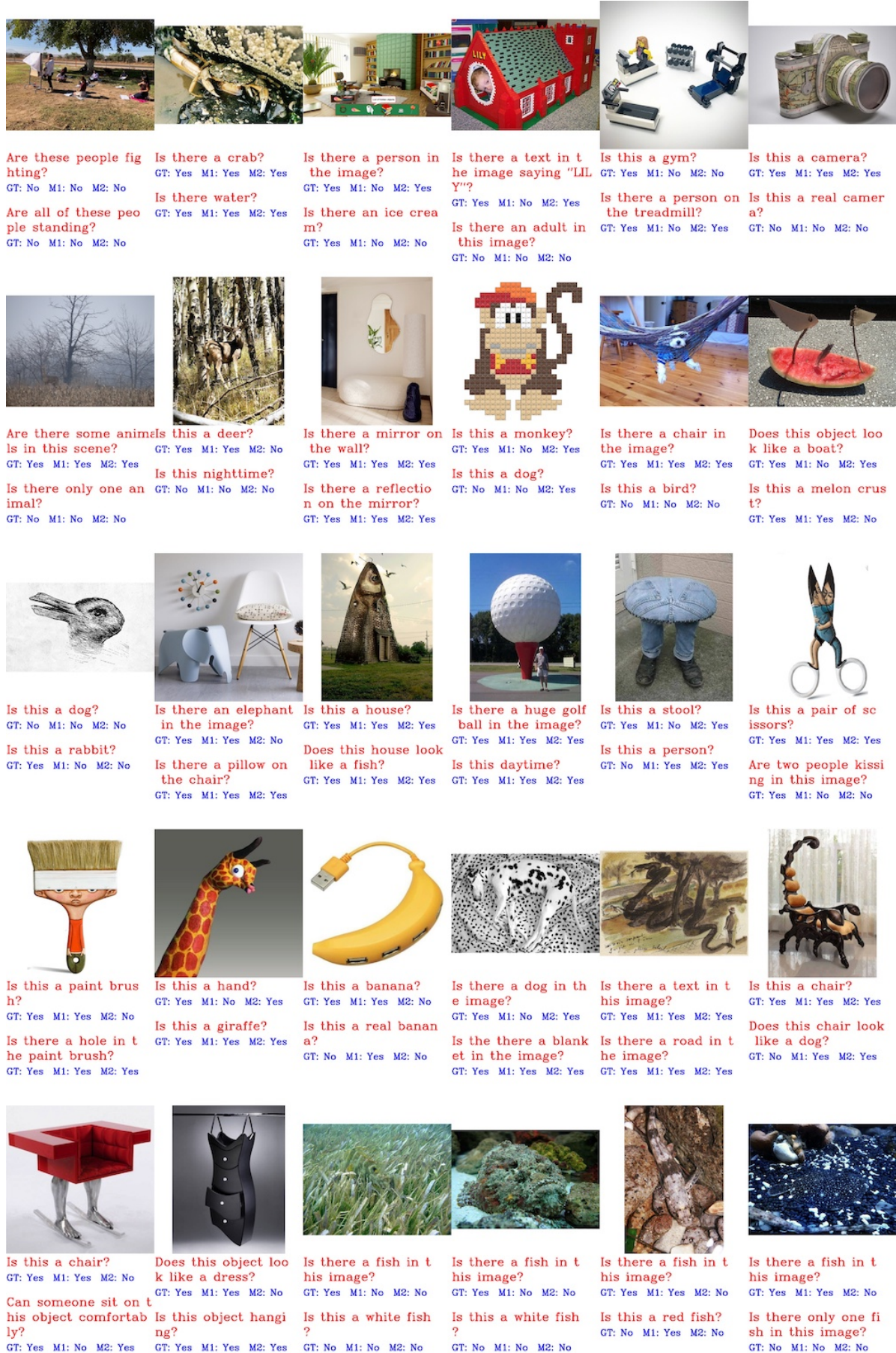


Figure 12. Sample images along with the question, ground truth answer (GT), prediction of the OFA model (M1) and prediction of the baseline model (M2).

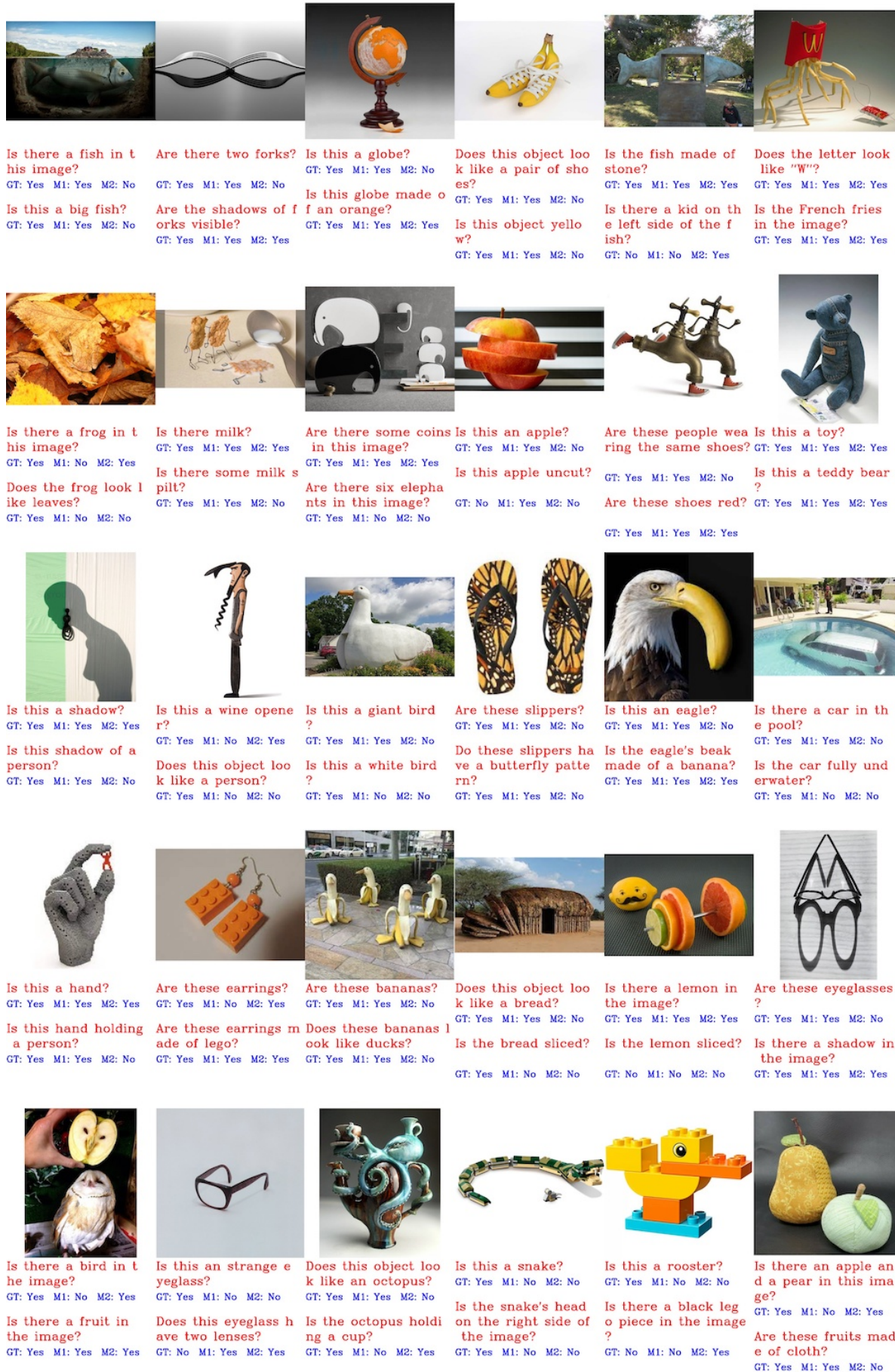



Figure 13. Sample images along with the question, ground truth answer (GT), prediction of the OFA model (M1) and prediction of the baseline model (M2).

B. Samples images from the BinaryVQA dataset






Figure 16. Additional images from the BinaryVQA dataset.

C. Breakdown over the words in ablation study

The accuracy of the OFA model over questions asking about existence of non-existing objects in the image.

Object	Accuracy over the original image	Accuracy over the white noise image
white orange	0.702	1
dragon	0.916	1
blue horse	0.958	1
backgammon board	0.953	1
parrot	0.983	1
boxer dog	0.965	1
ostrich	0.990	1
dinosaur egg	0.985	1
galaxy	0.863	1
mermaid	0.956	1
telescope	0.900	1
unicorn	0.983	1
centipede	0.981	1
yellow cow	0.933	1
yeti	0.891	1

Table 4. performance of the OFA model over questions of the type “Is there a/an X in the image? Replace X with the object name in the first column.

D. Data collection

We adopt the following high-level process to collect the images and (question,answer) pairs. First, we generated some phrases and then searched Flickr or Google search to find matching images. We limited the search results to only those images that had the creative commons licences. Some sample search queries include: “A couple of kids watching TV in a room while sitting on the floor?”, “A woman looking at the camera while eating a burger?”, “A couple of people in a meeting room?”, “Two people fighting”, “A cat in the clouds”, “A sheep made of lego”, “A man with blond hair”, etc. We then formulated some questions on these images along with answers. The (question,answer) pairs were presented to three AMT workers for further verification. Few questions for which AMT workers did not agree were then corrected.

Our AMT interface for collecting the verification of our answers to the questions. Workers were paid 25 cents per question. The experiment took 30 hours per participant.

Instructions: You are presented with an image, a question asked about it, and an answer to the question. Please verify the answer to the question and choose "Correct" if the answer is correct and vice versa.

Question: Are more than two people wearing suits?
Answer: No



- ☐ **Correct**
- ☐ **Incorrect**

[prev](#) [next](#)

Figure 17. Our AMT interface for collecting the verification of our answers to the questions.

We have 17 images (from 0700.jpeg to 0716.jpeg) that have blue rectangles. 25 questions were asked on these rectangles. These questions either asked about an object or a person inside the rectangle (*e.g.* Is there a spatula inside the blue rectangle?) or something about the rectangle itself (Is the blue rectangle on the bottom right corner of the image?).

E. Dataset License

BinaryVQA dataset is free to use only for research and academic purposes (not commercial). It is licensed under Creative Commons Attribution 4.0 with three additional clauses:

1. BinaryVQA may never be used to tune the parameters of any model.
2. The images containing people should not to be posted anywhere unless the people in the images are appropriately de-identified. Even in this case, written agreement from dataset creators is required. This is to check whether all the clauses are properly followed.

To stop or limit the misuse of our BinaryVQA by bad actors, we have made a dataset request form⁷. We review the requests that we receive and allow access for a legitimate use. The dataset we share contains images and questions is a zip file. The package also contains the detailed documentation with all relevant metadata specified to users.

⁷<https://bit.ly/3bDY0MS>

F. Experimental details and evaluation setup

We have used the validation set of the balanced real scenes from the VQAv2 dataset from <https://visualqa.org/download.html>. We are only using the binary questions. Images are resized and normalized. A questionmark is added to the questions if it is missing. BOS and EOS tokens are also added to the question. Model parameters for each of the tested models are listed below.

Parameter settings for VQA baseline:

- VGG_16 model
- 4096 D feature vector for the image representation
- Image size 224 x 224
- Each word in the question is a Glove vector 300D

OFA model:

- Checkpoint: ofa_large_384.pt
- Images are resized to and normalized
- A questionmark is added if missing
- BOS and EOS tokens are added

Pythia model:

- TARGET_IMAGE_SIZE = [448, 448]
- CHANNEL_MEAN = [0.485, 0.456, 0.406]
- CHANNEL_STD = [0.229, 0.224, 0.225]