

PECAN: A Deterministic Certified Defense Against Backdoor Attacks

Yuhao Zhang
University of Wisconsin-Madison
yuhaoz@cs.wisc.edu

Aws Albarghouthi
University of Wisconsin-Madison
aws@cs.wisc.edu

Loris D'Antoni
University of Wisconsin-Madison
loris@cs.wisc.edu

Abstract

Neural networks are vulnerable to backdoor poisoning attacks, where the attackers maliciously *poison* the training set and insert *triggers* into the test input to change the prediction of the victim model. Existing defenses for backdoor attacks either provide no formal guarantees or come with expensive-to-compute and ineffective probabilistic guarantees. We present PECAN, an efficient and certified approach for defending against backdoor attacks. The key insight powering PECAN is to apply off-the-shelf test-time evasion certification techniques on a set of neural networks trained on disjoint *partitions* of the data. We evaluate PECAN on image classification and malware detection datasets. Our results demonstrate that PECAN can (1) significantly outperform the state-of-the-art certified backdoor defense, both in defense strength and efficiency, and (2) on real backdoor attacks, PECAN can reduce attack success rate by order of magnitude when compared to a range of baselines from the literature.

1 Introduction

Deep learning models are vulnerable to *backdoor* poisoning attacks [30, 36], which assume that the attackers can maliciously *poison* a small fragment of the training set before model training and add *triggers* to inputs at test time. As a result, the prediction of the victim model that was trained on the poisoned training set will diverge in the presence of a trigger in the test input.

Effective backdoor attacks have been proposed for various domains, such as image recognition [11], sentiment analysis [28], and malware detection [32]. For example, the explanation-guided backdoor attack (XBA) [32] can break malware detection models as follows: The attacker *poisons* a small portion of benign software in the training set by modifying the values of the most important features so that the victim model recognizes these values as evidence of the benign prediction. At test time, the attacker inserts a *trigger* by changing the corresponding features of malware to camouflage it as benign software and thus making it bypass the examination of the victim model. Thus, backdoor attacks are of great concern to the safety and security of deep learning models and systems, particularly as training data is gathered from different sources, e.g., via web scraping.

Several works have studied defenses against various types of attacks. We identify two limitations with these defenses. First, many existing approaches only provide empirical defenses that are specific to certain attacks and do not generalize to *all* backdoor attacks. Second, existing certified defenses—i.e., approaches that produce robustness certificates—are either unable to handle backdoor attacks, or are probabilistic (instead of deterministic), and therefore expensive and ineffective in practice.

Why certification? A defense against backdoor attacks should construct effective *certificates* (proofs) that the learned model can indeed defend against backdoor attacks. Empirical defenses [9, 20] do not provide certificates, can only defend against specific attacks, and can be bypassed by new unaccounted-for attacks [39, 16]. In Section 5.3, we show that existing empirical defenses [19, 35, 26, 21, 43] cannot defend against XBA when only 0.1% of training data is poisoned. Certification has been successful at building models that are provably robust to *trigger-less* poisoning attacks and *evasion* attacks, but models trained to withstand such attacks are still weak against backdoor attacks. The *trigger-less* attack [51, 33, 1, 10] assumes the attacker can poison the training set but cannot modify the test inputs, e.g., adding triggers, while the *evasion* attack [23] assumes the attacker modifies the test inputs but cannot poison the training set. Existing certified defenses against trigger-less and evasion attacks, e.g., DPA [18] and CROWN-IBP [47], cannot defend against backdoor attacks as they can either defend against the poison in the training data or the triggers at test time, but not both. As we show in the experiments, we can break these certified defenses using XBA (Section 5.3).

Why determinism? It is desirable for a certified defense to be *deterministic* because probabilistic defenses [50, 44] typically require one to retrain thousands of models when performing predictions for a single test input. Retraining can be mitigated by Bonferroni correction, which allows reusing the trained models for a fixed number of predictions. However, retraining is still necessary after a short period, making it hard to deploy these defenses in practice. On the other hand, deterministic defenses [18, 42] can reuse the trained models an arbitrary number of times when producing certificates for different test inputs. Furthermore, probabilistic defenses for backdoor attacks, e.g., BagFlip [50], need to add noise to the training data, resulting in low accuracy for datasets that cannot tolerate too much noise when training (Section 5.2).

PECAN In this paper, we propose PECAN (Partitioning data and Ensembling of Certified neural Networks), a deterministic certified defense against backdoor attacks for neural networks. The key insight underlying PECAN is that we can take *any* off-the-shelf technique for evasion certification and use it to construct a certified backdoor defense. This insight results in a simple implementation and allows us to seamlessly leverage future advances in evasion certification algorithms. Specifically, PECAN trains a set of neural networks on disjoint partitions of the dataset, and then applies evasion certification to the neural networks. By partitioning the dataset, we analytically bound the number of poisoned data seen per neural network; by employing evasion certification, we bound the number of neural networks that are robust in the face of triggers. Using this information, we efficiently derive a backdoor-robustness guarantee.

Figure 1 illustrates the workflow of PECAN. In Step 1, inspired by *deep partition aggregation* [18], PECAN deterministically partitions a dataset into multiple disjoint subsets. This step ensures that a poisoned data item only affects a single partition. In Step 2, PECAN trains an ensemble of neural networks, one on each partition. At test time, PECAN performs evasion certification to check which neural networks are immune to triggers; those that are not immune (or that cannot be proven immune) abstain from performing a prediction. Finally, in Step 3, PECAN aggregates the results of the ensemble and produces a prediction together with a robustness certificate: the percentage of the poisoned data in the training set that the training process can tolerate, the *certified radius*.

We evaluate PECAN on three datasets, MNIST, CIFAR10, and EMBER. First, we show that PECAN outperforms or competes with BagFlip, the state-of-the-art probabilistic certified defense against backdoor attacks. Furthermore, BagFlip takes hours to compute the certificate, while PECAN only

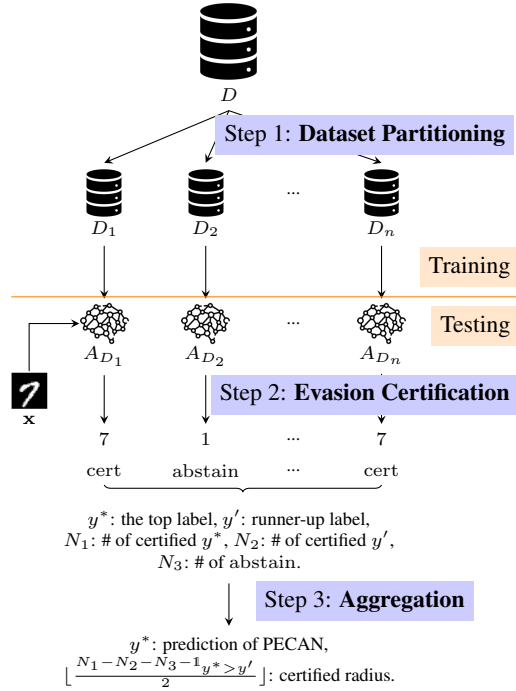


Figure 1: An overview of our approach PECAN.

Figure 1 illustrates the workflow of PECAN. In Step 1, inspired by *deep partition aggregation* [18], PECAN deterministically partitions a dataset into multiple disjoint subsets. This step ensures that a poisoned data item only affects a single partition. In Step 2, PECAN trains an ensemble of neural networks, one on each partition. At test time, PECAN performs evasion certification to check which neural networks are immune to triggers; those that are not immune (or that cannot be proven immune) abstain from performing a prediction. Finally, in Step 3, PECAN aggregates the results of the ensemble and produces a prediction together with a robustness certificate: the percentage of the poisoned data in the training set that the training process can tolerate, the *certified radius*.

takes a few seconds. Second, when we evaluate PECAN against a known backdoor attack XBA [32], PECAN reduces the attack success rate from 66.37% to 1.18%, while other approaches fail to defend against the backdoor attack.

2 Related Work

Deep learning models are vulnerable to backdoor attacks [30, 36]. Although many empirical defenses [9, 20] have been proposed, recent works [39, 16] show that new attacks can break these empirical defenses. Therefore, certified defense is crucial for defending against backdoor attacks.

Certified defenses against backdoor attacks Existing certification approaches provide probabilistic certificates by extending randomized smoothing [5, 7, 17], originally proposed to defend against adversarial evasion attacks, to defend against backdoor attacks. BagFlip [50] is the state-of-the-art model-agnostic probabilistic defense against feature-flipping backdoor attacks. Wang et al. [38], Weber et al. [44] proposed backdoor-attack defenses that are also model-agnostic, but are less effective than BagFlip. PECAN is deterministic and therefore less expensive and more effective than these defenses. Probabilistic defenses are model-agnostic; while PECAN is evaluated on neural networks, it can work for any machine learning model as long as a deterministic evasion certification approach of the model is available. Weber et al. [44] proposed a deterministic de-randomized smoothing approach for kNN classifiers. Their approach computes the certificates using an expensive dynamic programming algorithm, whereas PECAN’s certification algorithm has constant time complexity. XRand [27] presents a certified defense against XBA by leveraging differential privacy. Unlike PECAN, XRand adopts a different attack model, and its certifications are probabilistic in nature. FPA [12] employs a deterministic certified defense mechanism that partitions the feature space instead of the dataset. We discuss the limitation of FPA and compare it with PECAN in Section 5.3.

Certified defenses against trigger-less attacks Many approaches provide certificates for trigger-less attacks. Jia et al. [14] use bootstrap aggregating (Bagging). Chen et al. [3] extended Bagging with new selection strategies. Rosenfeld et al. [29] defend against label-flipping attacks on linear classifiers. Differential privacy [22] can also provide probabilistic certificates for trigger-less attacks. DPA [18] is a deterministic defense that partitions the training set and ensembles the trained classifiers. Wang et al. [42] proposed FA, an extension of DPA, by introducing a spread stage. A conjecture proposed by Wang et al. [41] implies that DPA and FA are asymptotically optimal defenses against trigger-less attacks. Chen et al. [4] proposed to compute collective certificates, while PECAN computes sample-wise certificates. Jia et al. [13], Meyer et al. [24], Drews et al. [6] provide certificates for nearest neighborhood classifiers and decision trees. The approaches listed above only defend against *trigger-less* attacks, while PECAN is a deterministic approach for *backdoor* attacks.

Certified defenses against evasion attacks There are two lines of certified defense against evasion attacks: complete certification [40, 48, 15] and incomplete certification [45, 49, 34]. The complete certified defenses either find an adversarial example or generate proof that all inputs in the given perturbation space will be correctly classified. Compared to the complete certified defenses, the incomplete ones will abstain from predicting if they cannot prove the correctness of the prediction because their techniques will introduce over-approximation. The complete approaches do not have over-approximation issues but require expensive verification algorithms such as branch and bound. Our implementation of PECAN uses an incomplete certified approach CROWN-IBP [47] because it is the best incomplete approach, trading off between efficiency and the degree of over-approximation.

3 Problem Definition

Given a dataset $D = \{(\mathbf{x}_1, y_1), \dots, (\mathbf{x}_n, y_n)\}$, a (test) input \mathbf{x} , and a machine learning algorithm A , we write A_D to denote the machine learning model learned on dataset D by the algorithm A , and $A_D(\mathbf{x})$ to denote the output label predicted by the model A_D on input \mathbf{x} . We assume the algorithm will behave the same if trained on the same dataset across multiple runs. This assumption can be guaranteed by fixing the random seeds during training.

We are interested in certifying that if an attacker has poisoned the dataset, the model we have trained on the dataset will still behave “well” on the test input with maliciously added triggers. Before describing what “well” means, we need to define the *perturbation spaces* of the dataset and the test input, i.e., what possible changes the attacker could make to the dataset and the test input.

Perturbation space of the dataset Following Levine and Feizi [18], we define a *general* perturbation space over the dataset, allowing attackers to delete, insert, or modify training examples in the dataset. Given a dataset D and a *radius* $r \geq 0$, we define the *perturbation space* as the set of datasets that can be obtained by deleting or inserting up to r examples in D :

$$S_r(D) = \left\{ \tilde{D} \mid |D \ominus \tilde{D}| \leq r \right\},$$

where $A \ominus B$ is the symmetric difference of sets A and B . Intuitively, r quantifies how many examples need to be deleted or inserted to transform from D to \tilde{D} .

Example 3.1. *If the attacker modifies one training example $\mathbf{x} \in D$ to another training example $\tilde{\mathbf{x}}$ to form a poisoned dataset $\tilde{D} = (D \setminus \{\mathbf{x}\}) \cup \{\tilde{\mathbf{x}}\}$. Then $\tilde{D} \in S_2(D)$ but $\tilde{D} \notin S_1(D)$ because $S_r(D)$ considers one modification as one deletion and one insertion.*

Note that we assume a more general perturbation space of the training set than the ones considered by BagFlip [50] and FPA [12]; our work allows inserting and deleting examples instead of just modifying existing training examples.

Perturbation space of the test input We write $\pi(\mathbf{x})$ to denote the set of perturbed examples that an attacker can transform the example \mathbf{x} into. Formally, the perturbation space $\pi(\mathbf{x})$ can be defined as the l_p norm ball with radius s around the test input \mathbf{x} ,

$$\pi(\mathbf{x}) = \{\tilde{\mathbf{x}} \mid \|\mathbf{x} - \tilde{\mathbf{x}}\|_p \leq s\}$$

Example 3.2. *An instantiation of $\pi(\mathbf{x})$ is the l_0 feature-flip perturbation $F_s(\mathbf{x})$, which allows the attacker to modify up to s features in an input \mathbf{x} ,*

$$F_s(\mathbf{x}) = \{\tilde{\mathbf{x}} \mid \|\mathbf{x} - \tilde{\mathbf{x}}\|_0 \leq s\}$$

Dynamic backdoor attacks [31], which involve placing different patches in an input \mathbf{x} , with each patch having a maximum size of s , can be captured by $F_s(\mathbf{x})$. XBA [32], which modifies a predetermined set of features up to s features in an input \mathbf{x} , can also be captured by $F_s(\mathbf{x})$. Note that we assume a more general perturbation space of the test input than the one considered by FPA [12], which cannot handle dynamic backdoor attacks.

Threat models Next, we define what type of guarantees we are interested in our learning algorithm and model. We consider backdoor attacks, where the attacker can perturb both the training set and the test input. For the training set, we assume we are given a perturbation space $S_r(D)$ of the training set D with a radius $r \geq 0$. For the test input, we assume a perturbation space $\pi(\mathbf{x})$ of the test input \mathbf{x} with a given l_p norm and the radius s .

We say that an algorithm A is robust to a **backdoor attack** on a backdoored test input $\tilde{\mathbf{x}}$ if the algorithm trained on any perturbed dataset \tilde{D} would predict the backdoored input $\tilde{\mathbf{x}}$ the same as $A_D(\mathbf{x})$. Formally,

$$\forall \tilde{D} \in S_r(D), \tilde{\mathbf{x}} \in \pi(\mathbf{x}). A_{\tilde{D}}(\tilde{\mathbf{x}}) = A_D(\mathbf{x}) \quad (1)$$

Remark 3.1. *When $r = 0$, Eq 1 degenerates to evasion robustness, i.e., $\forall \tilde{\mathbf{x}} \in \pi(\mathbf{x}). A_D(\tilde{\mathbf{x}}) = A_D(\mathbf{x})$, because $S_0(D) = \{D\}$.*

Given a large enough radius r , an attacker can always change enough inputs and succeed at breaking robustness. Therefore, we will typically focus on computing the maximal radius r for which we can prove that Eq 1 for given perturbation spaces $S_r(D)$ and $\pi(\mathbf{x})$. We refer to this quantity as the *certified radius*.

Certified guarantees This paper aims to design a certifiable algorithm A , which can defend against backdoor attacks, and to compute the certified radius of A . In our experiments (Section 5.2), we suppose a given benign dataset D and a benign test input \mathbf{x} , and we certifiably quantify the robustness of the algorithm A against backdoor attacks by computing the certified radius.

In Section 5.3, we also experiment with how the certifiable algorithm A defends the backdoor attacks if a poisoned dataset \tilde{D} and a test input $\tilde{\mathbf{x}}$ with malicious triggers are given, but the clean data is unknown. We theoretically show that we can still compute the certified radius if the clean data D and \mathbf{x} are unknown in Section 4.2.

4 The PECAN Certification Technique

Our approach, which we call PECAN (**P**artitioning data and **E**nsembling of **C**ertified **n**eural **A**I Networks), is a deterministic certification technique that defends against backdoor attacks. Given a learning algorithm A , we show how to automatically construct a new learning algorithm \bar{A} with certified backdoor-robustness guarantees (Eq 1) in Section 4.1. We further discuss how \bar{A} can defend against a backdoored dataset and formally justify our discussion in Section 4.2.

4.1 Constructing Certifiable Algorithm \bar{A}

The key idea of PECAN is that we can take any off-the-shelf technique for evasion certification and use it to construct a certified backdoor defense. Intuitively, PECAN uses the evasion certification to defend against the possible triggers at test time, and it encapsulates the evasion certification in deep partition aggregation (DPA) [18] to defend against training set poisoning.

Given a dataset D , a test input \mathbf{x} , and a machine learning algorithm A , PECAN produce a new learning algorithm \bar{A} as described in the following steps (shown in Figure 1),

Dataset Partitioning We partition the dataset D into n disjoint sub-datasets, denoted as D_1, \dots, D_n , using a hash function that deterministically maps each training example into a sub-dataset D_i . Train n classifiers A_{D_1}, \dots, A_{D_n} on these sub-datasets.

Evasion Certification We certify whether the prediction of each classifier A_{D_i} is robust under the perturbation space $\pi(\mathbf{x})$ by any evasion certification approach for the learning algorithm, e.g., CROWN-IBP for neural networks [45]. Formally, the certification approach determines whether the following equation holds,

$$\forall \tilde{\mathbf{x}} \in \pi(\mathbf{x}). A_{D_i}(\mathbf{x}) = A_{D_i}(\tilde{\mathbf{x}}) \quad (2)$$

We denote the output of each certification as $A_{D_i}^\pi(\mathbf{x})$, which can either be $A_{D_i}^\pi(\mathbf{x}) = \text{cert}$, meaning Eq 2 is certified. Otherwise, $A_{D_i}^\pi(\mathbf{x}) = \text{abstain}$, meaning the certification approach cannot certify Eq 2.

Aggregation We compute the top label y^* by aggregating all predictions from $A_{D_i}(\mathbf{x})$. Concretely, $y^* \triangleq \underset{y \in \mathcal{C}}{\operatorname{argmax}} \sum_{i=1}^n \mathbb{1}_{A_{D_i}(\mathbf{x})=y}$, where $\mathcal{C} = \{0, 1, \dots\}$ is the set of possible labels. Note that if a tie

happens when taking the argmax , we break ties deterministically by setting the smaller label index as y^* . We denote the runner-up label as y' as $\underset{y \in \mathcal{C} \wedge y \neq y^*}{\operatorname{argmax}} \sum_{i=1}^n \mathbb{1}_{A_{D_i}(\mathbf{x})=y}$. We count the number of

certified predictions equal to y^* as N_1 , the number of certified predictions equal to y' as N_2 , and the number of abstentions as N_3 ,

$$N_1 = \sum_{i=1}^n \mathbb{1}_{A_{D_i}(\mathbf{x})=y^* \wedge A_{D_i}^\pi(\mathbf{x})=\text{cert}}, \quad N_2 = \sum_{i=1}^n \mathbb{1}_{A_{D_i}(\mathbf{x})=y' \wedge A_{D_i}^\pi(\mathbf{x})=\text{cert}}, \quad N_3 = \sum_{i=1}^n \mathbb{1}_{A_{D_i}^\pi(\mathbf{x})=\text{abstain}}.$$

We set the prediction $\bar{A}_D(\mathbf{x})$ as y^* . We compute the certified radius r in the following two cases. If $N_1 - N_2 - N_3 - \mathbb{1}_{y^* > y'} < 0$, we set r as \diamond , i.e., a value denoting no certification. In this case, PECAN cannot certify that \bar{A} is robust to evasion attacks even if the dataset is not poisoned. Otherwise, we compute r as $\lfloor \frac{N_1 - N_2 - N_3 - \mathbb{1}_{y^* > y'}}{2} \rfloor$. A special case is $r = 0$, when PECAN can certify \bar{A} is robust to evasion attacks, but cannot certify that it is robust if the dataset is poisoned.

We note that the computation of the certified radius is equivalent to DPA when no classifier abstains, i.e., $N_3 = 0$,

Theorem 4.1 (Soundness of PECAN). *Given a dataset D and a test input \mathbf{x} , PECAN computes the prediction $\bar{A}_D(\mathbf{x})$ and the certified radius as r . Then, either $r = \diamond$ or*

$$\forall \tilde{D} \in S_r(D), \tilde{\mathbf{x}} \in \pi(\mathbf{x}). \bar{A}_{\tilde{D}}(\tilde{\mathbf{x}}) = \bar{A}_D(\mathbf{x}) \quad (3)$$

We provide a proof sketch of Theorem 4.1, and the main proof can be found in Appendix A. The key idea is that if we can prove that a majority of classifiers are immune to poisoned data, we can prove that the aggregated result is also immune to poisoned data. We start by lower bounding the number of classifiers that are immune to poisoned data as $N_1 - r$ and upper bounding the number of classifiers that can be manipulated by the attackers as $N_2 + r + N_3$. Then, we show that if $r \leq \lfloor \frac{N_1 - N_2 - N_3 - \mathbb{1}_{y^* > y'}}{2} \rfloor$, the classifiers immune to poisoned data will always be a majority.

4.2 PECAN under the Backdoored Data

The above algorithm and proof of PECAN assume that a clean dataset D and a clean test example \mathbf{x} are already given. However, we may be interested in another scenario where the poisoned dataset $\tilde{D} \in S_r(D)$ and the input example $\tilde{\mathbf{x}} \in \pi(\mathbf{x})$ with malicious triggers are given, and the clean data D and \mathbf{x} are unknown. In other words, we want to find the maximal radius r such that $\bar{A}_{\tilde{D}}(\tilde{\mathbf{x}}) = \bar{A}_D(\mathbf{x})$ for any D and \mathbf{x} that can be perturbed to \tilde{D} and $\tilde{\mathbf{x}}$ by the perturbation S_r and π , respectively. Formally,

$$\forall D, \mathbf{x}. \tilde{D} \in S_r(D) \wedge \tilde{\mathbf{x}} \in \pi(\mathbf{x}) \implies \bar{A}_{\tilde{D}}(\tilde{\mathbf{x}}) = \bar{A}_D(\mathbf{x}) \quad (4)$$

Intuitively, Eq 4 is the symmetrical version of Eq 1. Owing to the symmetrical definition of S_r and π , if we apply PECAN to the given poisoned data \tilde{D} , $\tilde{\mathbf{x}}$, then the prediction $\bar{A}_{\tilde{D}}(\tilde{\mathbf{x}})$ and the certified radius r satisfy the certified backdoor-robustness guarantee (Eq 4). The following theorem formally states the soundness of PECAN under the backdoored data. We prove Theorem 4.2 in Appendix B.

Theorem 4.2 (Soundness of PECAN under backdoored data). *Given a dataset \tilde{D} and a test input $\tilde{\mathbf{x}}$, PECAN computes the prediction $\bar{A}_{\tilde{D}}(\tilde{\mathbf{x}})$ and the certified radius r . Then, either $r = \diamond$ or Eq 4 holds.*

5 Experiments

We implemented PECAN in Python and provided the implementation in the supplementary materials. In our evaluation, we use CROWN-IBP, implemented in auto-LiRPA [45], as the evasion defense approach for neural networks. We also use CROWN-IBP to train the classifiers in the dataset partitioning step since the classifiers trained by CROWN-IBP can improve the certification rate in the evasion certification step.

In Section 5.2, we evaluate the effectiveness and efficiency of PECAN by comparing it to BagFlip [50], the state-of-the-art probabilistic certified defense against backdoor attacks. In Section 5.3, we evaluate the effectiveness of PECAN under the explanation-guided backdoor attack (XBA) [32] for malware detection and compare PECAN to other approaches.

5.1 Experimental Setup

Datasets We conduct experiments on MNIST, CIFAR10, and EMBER [2] datasets. EMBER is a malware detection dataset containing 600,000 training and 200,000 test examples. Each example is a vector containing 2,351 features of the software.

Models For image classification datasets, MNIST and CIFAR10, we train fully-connected neural networks with four layers for PECAN, while BagFlip uses CNN and ResNet for MNIST and CIFAR10, respectively. We do not use CNN and ResNet because CROWN-IBP used in PECAN has a higher abstention rate for deeper and more complex neural network structures. We use the same fully-connected neural network for EMBER as in related works [50, 32]. We use the same data augmentation for PECAN and other baselines.

Metrics For each test input \mathbf{x}_i, y_i , the algorithm \bar{A} will predict a label and the certified radius r_i . In this section, we assume that the attacker had *modified* $R\%$ examples in the training set. We denote R as the *modification amount*. We summarize all the metrics used as follows:

Certified Accuracy denotes the percentage of test examples that are correctly classified and whose certified radii are no less than R , i.e., $\frac{1}{m} \sum_{i=1}^m \mathbb{1}_{\bar{A}_D(\mathbf{x}_i)=y_i \wedge \frac{r_i}{|D|} \geq 2R\%}$, where m and $|D|$ are the sizes of test and training set, respectively. Notice that there is a factor of 2 on the modification amount R because $S_r(D)$ considers one modification as one insertion and one deletion, as in Example 3.1.

Normal Accuracy denotes the percentage of test examples that are correctly classified by the algorithm *without* certification, i.e., $\frac{1}{m} \sum_{i=1}^m \mathbb{1}_{\bar{A}_D(\mathbf{x}_i)=y_i}$.

Attack Success Rate (ASR). In Section 5.3, we are interested in how many test examples are certified but wrongly classified by the classifier, i.e., $\frac{1}{m} \sum_{i=1}^m \mathbb{1}_{\bar{A}_D(\mathbf{x}_i) \neq y_i \wedge \frac{r_i}{|D|} \geq 2R\%}$. We denote the above quantity as the attack success rate. We note that a prediction can still be incorrect even if it is certified by PECAN because the classifier can have incorrect predictions even when the data is clean.

Abstention Rate is computed as $\frac{1}{m} \sum_{i=1}^m \mathbb{1}_{\frac{r_i}{|D|} < 2R\%}$.

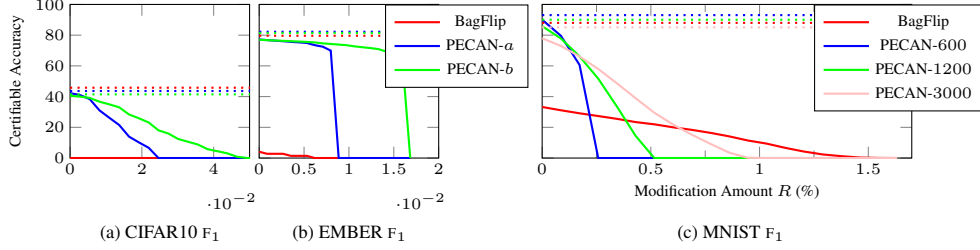


Figure 2: Comparison to BagFlip on CIFAR10, EMBER and MNIST, showing the normal accuracy (dotted lines) and the certified accuracy (solid lines) at different modification amounts R . For CIFAR10: $a = 50$ and $b = 100$. For EMBER: $a = 200$ and $b = 400$.

5.2 Effectiveness and Efficiency of PECAN

We evaluate the effectiveness and efficiency of PECAN on MNIST, CIFAR10, and EMBER under the backdoor attack with the l_0 feature-flip perturbation F_1 , which allows the attacker to modify up to one feature in an example. We compare PECAN to BagFlip, the state-of-the-art probabilistic certified defense against l_0 feature-flip backdoor attacks. Moreover, we note that PECAN needs to construct harder proofs than BagFlip because their definitions of perturbation space are different, as discussed in Appendix C.1. In Appendix C.2, we evaluate the effectiveness of PECAN against the perturbation space with the l_∞ norm.

Summary of the results PECAN achieves significantly higher certified accuracy than BagFlip on CIFAR10 and EMBER. PECAN achieves competitive results on MNIST compared to BagFlip. PECAN has similar normal accuracy as BagFlip for all datasets. PECAN is more efficient than BagFlip at computing the certified radius.

Setup We use the same hyper-parameters for BagFlip as reported in their paper for all datasets. For PECAN, we vary n , the number of partitions, to ensure a fair comparison between BagFlip. Appendix C.1 presents a detailed discussion of hyper-parameter settings for BagFlip and PECAN. We denote PECAN with different settings of n as PECAN- n .

BagFlip achieves meaningful results only on MNIST, where we also tune the parameter n of PECAN to 3000 to achieve the same normal accuracy of BagFlip and compare their results following the practice in related works [14, 13].

Results Figure 2 (a) and (b) show the comparison between PECAN and BagFlip on CIFAR10 and EMBER. **PECAN achieves significantly higher certified accuracy than BagFlip across all modification amounts R and the similar normal accuracy as BagFlip for both datasets.**

BagFlip performs poorly on CIFAR10 and EMBER because these two datasets cannot tolerate the high level of noise that the BagFlip algorithm adds to the training data. Specifically, BagFlip can add 20% noise to the training data of MNIST, i.e., a feature (pixel) in a training example will be flipped to another value with 20% probability. However, for CIFAR10 and EMBER, this probability has to be decreased to 5% to maintain normal accuracy.

Figure 2 (c) shows the comparison between PECAN and BagFlip on MNIST. **PECAN achieves competitive results compared to BagFlip.** We find that two approaches have similar normal accuracy. Comparing PECAN-600 and PECAN-1200 with BagFlip, we find that 1) PECAN-600, PECAN-1200, and PECAN-3000 achieve higher certified accuracy than BagFlip when $R \in [0, 0.23]$, $R \in [0, 0.39]$, and $R \in [0, 0.63]$, respectively, and 2) BagFlip has non-zero certified accuracy when $R \in [0.98, 1.63]$, where the certified accuracy of PECAN is zero.

We argue that the gap of certified accuracy between PECAN-3000 and BagFlip mainly comes from the different definitions of the perturbation spaces as discussed in Appendix C.1. Moreover, the root cause of this difference is owing to the probabilistic nature of BagFlip.

PECAN is more efficient than BagFlip at computing the certified radius. PECAN computes the certified radius in a constant time complexity via the closed-form solution in the aggregation step. However, in our experiment of the MNIST dataset, BagFlip requires 8 hours to prepare a lookup table because BagFlip does not have a closed-form solution for computing the certified radius.

Training time of PECAN. Like other certified approaches such as BagFlip and DPA, PECAN requires training n classifiers. For the MNIST dataset, it took PECAN 5.0, 5.9, and 10.5 hours to train 600, 1200, and 3000 models, respectively, on a single V-100 GPU. For the CIFAR-10 dataset, PECAN trained 50 and 100 models in 0.6 hours, and for the EMBER dataset, it took 1.3 and 0.6 hours to train 200 and 400 models, respectively. PECAN’s training is a one-time cost that can be amortized across multiple predictions.

5.3 PECAN under Backdoored Data

We assess the effectiveness of PECAN in detecting malware using the EMBER dataset under XBA [32]. We exclude BagFlip from the comparison because its certified accuracy on EMBER is poor, as shown in Figure 2 (b). We evaluate five empirical defenses, namely Isolation Forests [19], HDBSCAN [26], Spectral Signatures [35], MDR [43], and Friendly Noise [21]. The first three are proposed as adaptive defenses in XBA, while MDR is currently the SOTA empirical defense against backdoor attacks on the EMBER dataset. Friendly Noise, on the other hand, is the SOTA empirical defense for general data poisoning attacks on image classification datasets. Then, we evaluate two certified defenses DPA and CROWN-IBP, which do not aim to defend backdoor attacks. DPA is a certified defense against trigger-less attacks, and CROWN-IBP is a certified defense against evasion attacks. Finally, we evaluate FPA, which is a certified defense against backdoor attacks.

Summary of the results PECAN reduces the attack success rate (ASR) of the victim model on the test set with malicious triggers from 66.37% to 1.18%, while other approaches except FPA fail to defend against the backdoor attack.

Setup We use XBA to backdoor 0.1% of the training set and to add triggers into the malware in the test set. We aim to fool the victim model to predict the malware with malicious triggers as benign software (non-malware). We generate a poisoned dataset \tilde{D}_3 and its corresponding test set with triggers by perturbation F_3 , which allows the attacker to modify up to three features in an example.

We report the results of all approaches and the victim classifier with no defense (NoDef) mechanism in place on the malware test sets with triggers. The results on test sets without triggers, i.e., the original malware test set and the original non-malware test sets can be found in Appendix D. ASR on malware is a much more critical metric than the ASR on non-malware, because the former shows how many pieces of malware can bypass the classifier.

We made some hyperparameter changes to the empirical approaches (see Appendix D). For PECAN and DPA, we set the number of partitions n to 3000 and present their results for the modification amount $R = 0.1\%$. As CROWN-IBP does not consider R , we show its results against the perturbation F_3 regardless of R . We executed all approaches five times and report the average results, except for the ensemble-based methods PECAN, DPA, and FPA, as ensembles inherently have low variance.

Comparison to Empirical Defenses Table 1 shows the ASR, accuracy, and abstention rate of all the empirical defenses and PECAN on the malware test set with triggers.

PECAN can defend against the backdoor attack on the EMBER dataset, but other empirical approaches fail to defend against the attack. Table 1 shows that PECAN successfully reduces the ASR of the victim model from 66.37% to 1.18% on the malware test set with triggers. PECAN has the lowest ASR compared to other empirical defenses, in which the best empirical defense Isolation Forest has an ASR of 36.33%. We found that Isolation Forest, HDBSCAN, Spectral Signature, and MDR struggled to filter out poisoning examples in the training set due to the small amount of poisoning, i.e., only 0.1%. We report their precision and recall of filtering in Appendix D.1.

Table 1: Results of PECAN and other defense approaches trained on poisoned dataset \tilde{D}_3 when evaluated on the malware test set with malicious triggers. We report the standard error of the mean (SEM) of non-ensemble-based methods in parentheses. We note that NoDef and other empirical methods do not have abstention rates.

Approaches	ASR (\downarrow)	Accuracy (\uparrow)	Abstention Rate
NoDef	66.37% (11.21)	33.63% (11.21)	N/A
Isolation Forest	36.33% (7.98)	63.67% (7.98)	N/A
HDBSCAN	64.71% (10.14)	35.29% (10.14)	N/A
Spectral Signature	65.52% (12.98)	34.48% (12.98)	N/A
MDR	60.25% (5.42)	39.75% (5.42)	N/A
Friendly Noise	59.74% (3.67)	40.26% (3.67)	N/A
CROWN-IBP	6.58% (2.80)	29.05% (2.79)	64.38% (2.85)
DPA	24.87%	19.59%	55.54%
PECAN	1.18%	21.39%	77.43%

PECAN has a high abstention rate because PECAN is a certified defense against backdoor attacks. However, if we make PECAN an empirical defense by removing the evasion certification, we find PECAN-Empirical achieves an ASR of 25.47% and a accuracy of 74.53%, which still outperforms other empirical approaches.

Comparison to DPA and CROWN-IBP The results of DPA and CROWN-IBP can be found in Table 1. **DPA and CROWN-IBP fail to defend against the backdoor attack.** The ASR of DPA and CROWN-IBP on the malware test set with triggers are 24.87% and 6.58%, respectively, meaning that many malware with triggers can bypass their defenses. The ASR of DPA on the malware test set without triggers (shown in Appendix D.2), 1.97%, is much lower than its ASR on the one with triggers, which shows that DPA successfully defends against trigger-less attacks when the test input does not have any trigger. CROWN-IBP has high ASRs on the malware test sets with and without triggers, 6.58% and 5.76% (shown in Appendix D.2), respectively, as CROWN-IBP cannot defend against the poison in the training sets.

Comparison to FPA FPA is a certified defense against backdoor attacks. Compared to PECAN, FPA has the following limitations. First, FPA cannot defend against data poisoning attacks that involve modifications to training labels or the insertion/removal of training examples. In contrast, PECAN does not have this limitation because its perturbation space of the dataset captures such data poisoning attacks. Second, it is challenging for FPA to defend against dynamic backdoor attacks [31] that can place fix-sized dynamic triggers on any features. PECAN does not have this limitation because its perturbation space of the test input effectively captures the attack space of dynamic backdoor attacks.

Table 2: Results of PECAN and FPA trained on poisoned datasets \tilde{D}_3 and \tilde{D}_3^* when evaluated on the malware test set with malicious triggers.

Approaches	\tilde{D}_3			\tilde{D}_3^*		
	ASR (\downarrow)	Accuracy (\uparrow)	Abs. Rate	ASR (\downarrow)	Accuracy (\uparrow)	Abs. Rate
FPA	0.72%	34.26%	65.02%	0.28%	13.10%	86.61%
PECAN	1.18%	21.39%	77.43%	0.49%	26.99%	72.52%

The backdoor attack we used, XBA, is a *clean-label* attack and only *modifies* the data by placing a *fixed* trigger on training and test inputs. Thus, FPA is more suitable to defend against this attack than PECAN is in principle. To make a fair comparison between FPA and PECAN, we extend XBA as a dynamic backdoor attack, placing three different triggers with size three on training test inputs and resulting in a poisoned dataset \tilde{D}_3^* . To defend \tilde{D}_3 and \tilde{D}_3^* , we set the number of partitions in FPA to 8 and 23 and present its results for the trigger size 3 and $9 = 3 \times 3$, respectively.

Table 2 compares FPA and PECAN. As certified approaches, both effectively defend against backdoor attacks and achieve a low ASR on two datasets. FPA has a higher accuracy than PECAN on \tilde{D}_3 because FPA is more effective under a fixed trigger. However, on \tilde{D}_3^* , FPA has a lower accuracy than PECAN, because FPA is less effective when there are different triggers in the poisoned data.

6 Conclusion, Limitations, and Future Work

We presented PECAN, a deterministic certified approach to effectively and efficiently defend against backdoor attacks. We foresee many future improvements to PECAN. First, PECAN generates small certified radii for large datasets such as CIFAR10 and EMBER. Thus, PECAN prevents attackers from using a small amount of poison to make their attacks more difficult to detect. Furthermore, as shown in our experiments, empirical approaches alone cannot defend against backdoor attacks that use small fragments of poisoned examples. We argue that certified defenses, such as PECAN, can complement empirical defenses in the real world. Second, PECAN currently only works with simple neural network architectures and cannot be extended to large datasets such as ImageNet. However, in principle, PECAN can be extended to more complex models and datasets in the future, as witnessed by the growth of robust training [25] and evasion certification techniques [40] being extended to these models and datasets. Nevertheless, directly applying these techniques to PECAN is currently computationally infeasible, as it takes 42 minutes for PECAN to use $\alpha\beta$ -CROWN [40] to certify one input in TinyImageNet for one hundred ResNet models. Sharing the intermediary certification results among different models [8, 46, 37] can significantly improve the efficiency of PECAN, and we leave this as future work. Third, we implemented PECAN as a certified defense specialized for neural networks because the evasion certification, CROWN-IBP, is limited to neural networks. However, we

can replace CROWN-IBP with an evasion certification approach for another machine learning model to get a corresponding backdoor defense for that model. Fourth, we adopt the idea of deep partition aggregation (DPA) to design the partition and aggregation steps in PECAN. We can improve these steps by using finite aggregation (FA) [42], which extends DPA and gives higher certified accuracy.

References

- [1] Hojjat Aghakhani, Dongyu Meng, Yu-Xiang Wang, Christopher Kruegel, and Giovanni Vigna. Bullseye polytope: A scalable clean-label poisoning attack with improved transferability. In *IEEE European Symposium on Security and Privacy, EuroS&P 2021, Vienna, Austria, September 6-10, 2021*, pages 159–178. IEEE, 2021. doi: 10.1109/EuroSP51992.2021.00021. URL <https://doi.org/10.1109/EuroSP51992.2021.00021>.
- [2] Hyrum S. Anderson and Phil Roth. EMBER: an open dataset for training static PE malware machine learning models. *CoRR*, abs/1804.04637, 2018. URL <http://arxiv.org/abs/1804.04637>.
- [3] Ruoxin Chen, Jie Li, Chentao Wu, Bin Sheng, and Ping Li. A framework of randomized selection based certified defenses against data poisoning attacks. *CoRR*, abs/2009.08739, 2020. URL <https://arxiv.org/abs/2009.08739>.
- [4] Ruoxin Chen, Zenan Li, Jie Li, Junchi Yan, and Chentao Wu. On collective robustness of bagging against data poisoning. In Kamalika Chaudhuri, Stefanie Jegelka, Le Song, Csaba Szepesvári, Gang Niu, and Sivan Sabato, editors, *International Conference on Machine Learning, ICML 2022, 17-23 July 2022, Baltimore, Maryland, USA*, volume 162 of *Proceedings of Machine Learning Research*, pages 3299–3319. PMLR, 2022. URL <https://proceedings.mlr.press/v162/chen22k.html>.
- [5] Jeremy M. Cohen, Elan Rosenfeld, and J. Zico Kolter. Certified adversarial robustness via randomized smoothing. In Kamalika Chaudhuri and Ruslan Salakhutdinov, editors, *Proceedings of the 36th International Conference on Machine Learning, ICML 2019, 9-15 June 2019, Long Beach, California, USA*, volume 97 of *Proceedings of Machine Learning Research*, pages 1310–1320. PMLR, 2019. URL <http://proceedings.mlr.press/v97/cohen19c.html>.
- [6] Samuel Drews, Aws Albarghouthi, and Loris D’Antoni. Proving data-poisoning robustness in decision trees. In Alastair F. Donaldson and Emina Torlak, editors, *Proceedings of the 41st ACM SIGPLAN International Conference on Programming Language Design and Implementation, PLDI 2020, London, UK, June 15-20, 2020*, pages 1083–1097. ACM, 2020. doi: 10.1145/3385412.3385975. URL <https://doi.org/10.1145/3385412.3385975>.
- [7] Krishnamurthy (Dj) Dvijotham, Jamie Hayes, Borja Balle, J. Zico Kolter, Chongli Qin, András György, Kai Xiao, Sven Gowal, and Pushmeet Kohli. A framework for robustness certification of smoothed classifiers using f-divergences. In *8th International Conference on Learning Representations, ICLR 2020, Addis Ababa, Ethiopia, April 26-30, 2020*. OpenReview.net, 2020. URL <https://openreview.net/forum?id=SJlKrKSFPH>.
- [8] Marc Fischer, Christian Sprecher, Dimitar I. Dimitrov, Gagandeep Singh, and Martin T. Vechev. Shared certificates for neural network verification. In Sharon Shoham and Yakir Vizel, editors, *Computer Aided Verification - 34th International Conference, CAV 2022, Haifa, Israel, August 7-10, 2022, Proceedings, Part I*, volume 13371 of *Lecture Notes in Computer Science*, pages 127–148. Springer, 2022. doi: 10.1007/978-3-031-13185-1_7. URL https://doi.org/10.1007/978-3-031-13185-1_7.
- [9] Jonas Geiping, Liam Fowl, Gowthami Somepalli, Micah Goldblum, Michael Moeller, and Tom Goldstein. What doesn’t kill you makes you robust(er): Adversarial training against poisons and backdoors. *CoRR*, abs/2102.13624, 2021. URL <https://arxiv.org/abs/2102.13624>.
- [10] Jonas Geiping, Liam H. Fowl, W. Ronny Huang, Wojciech Czaja, Gavin Taylor, Michael Moeller, and Tom Goldstein. Witches’ brew: Industrial scale data poisoning via gradient matching. In *9th International Conference on Learning Representations, ICLR 2021, Virtual Event, Austria, May 3-7, 2021*. OpenReview.net, 2021. URL <https://openreview.net/forum?id=01o1nfLIbD>.

- [11] Tianyu Gu, Brendan Dolan-Gavitt, and Siddharth Garg. Badnets: Identifying vulnerabilities in the machine learning model supply chain. *CoRR*, abs/1708.06733, 2017. URL <http://arxiv.org/abs/1708.06733>.
- [12] Zayd Hammoudeh and Daniel Lowd. Feature partition aggregation: A fast certified defense against a union of sparse adversarial attacks. *CoRR*, abs/2302.11628, 2023. doi: 10.48550/arXiv.2302.11628. URL <https://doi.org/10.48550/arXiv.2302.11628>.
- [13] Jinyuan Jia, Xiaoyu Cao, and Neil Zhenqiang Gong. Certified robustness of nearest neighbors against data poisoning attacks. *CoRR*, abs/2012.03765, 2020. URL <https://arxiv.org/abs/2012.03765>.
- [14] Jinyuan Jia, Xiaoyu Cao, and Neil Zhenqiang Gong. Intrinsic certified robustness of bagging against data poisoning attacks. In *Thirty-Fifth AAAI Conference on Artificial Intelligence, AAAI 2021, Thirty-Third Conference on Innovative Applications of Artificial Intelligence, IAAI 2021, The Eleventh Symposium on Educational Advances in Artificial Intelligence, EAAI 2021, Virtual Event, February 2-9, 2021*, pages 7961–7969. AAAI Press, 2021. URL <https://ojs.aaai.org/index.php/AAAI/article/view/16971>.
- [15] Guy Katz, Derek A. Huang, Duligur Ibeling, Kyle Julian, Christopher Lazarus, Rachel Lim, Parth Shah, Shantanu Thakoor, Haoze Wu, Aleksandar Zeljic, David L. Dill, Mykel J. Kochenderfer, and Clark W. Barrett. The marabou framework for verification and analysis of deep neural networks. In Isil Dillig and Serdar Tasiran, editors, *Computer Aided Verification - 31st International Conference, CAV 2019, New York City, NY, USA, July 15-18, 2019, Proceedings, Part I*, volume 11561 of *Lecture Notes in Computer Science*, pages 443–452. Springer, 2019. doi: 10.1007/978-3-030-25540-4_26. URL https://doi.org/10.1007/978-3-030-25540-4_26.
- [16] Pang Wei Koh, Jacob Steinhardt, and Percy Liang. Stronger data poisoning attacks break data sanitization defenses. *Mach. Learn.*, 111(1):1–47, 2022. doi: 10.1007/s10994-021-06119-y. URL <https://doi.org/10.1007/s10994-021-06119-y>.
- [17] Guang-He Lee, Yang Yuan, Shiyu Chang, and Tommi S. Jaakkola. Tight certificates of adversarial robustness for randomly smoothed classifiers. In Hanna M. Wallach, Hugo Larochelle, Alina Beygelzimer, Florence d’Alché-Buc, Emily B. Fox, and Roman Garnett, editors, *Advances in Neural Information Processing Systems 32: Annual Conference on Neural Information Processing Systems 2019, NeurIPS 2019, December 8-14, 2019, Vancouver, BC, Canada*, pages 4911–4922, 2019. URL <https://proceedings.neurips.cc/paper/2019/hash/fa2e8c4385712f9a1d24c363a2cbe5b8-Abstract.html>.
- [18] Alexander Levine and Soheil Feizi. Deep partition aggregation: Provable defenses against general poisoning attacks. In *9th International Conference on Learning Representations, ICLR 2021, Virtual Event, Austria, May 3-7, 2021*. OpenReview.net, 2021. URL <https://openreview.net/forum?id=YUGG2tFuPM>.
- [19] Fei Tony Liu, Kai Ming Ting, and Zhi-Hua Zhou. Isolation forest. In *Proceedings of the 8th IEEE International Conference on Data Mining (ICDM 2008), December 15-19, 2008, Pisa, Italy*, pages 413–422. IEEE Computer Society, 2008. doi: 10.1109/ICDM.2008.17. URL <https://doi.org/10.1109/ICDM.2008.17>.
- [20] Kang Liu, Brendan Dolan-Gavitt, and Siddharth Garg. Fine-pruning: Defending against backdoor attacks on deep neural networks. In Michael Bailey, Thorsten Holz, Manolis Stamatogiannakis, and Sotiris Ioannidis, editors, *Research in Attacks, Intrusions, and Defenses - 21st International Symposium, RAID 2018, Heraklion, Crete, Greece, September 10-12, 2018, Proceedings*, volume 11050 of *Lecture Notes in Computer Science*, pages 273–294. Springer, 2018. doi: 10.1007/978-3-030-00470-5_13. URL https://doi.org/10.1007/978-3-030-00470-5_13.
- [21] Tian Yu Liu, Yu Yang, and Baharan Mirzasoleiman. Friendly noise against adversarial noise: A powerful defense against data poisoning attack. In *NeurIPS*, 2022. URL http://papers.nips.cc/paper_files/paper/2022/hash/4e81308aa2eb8e2e4eccf122d4827af7-Abstract-Conference.html.

- [22] Yuzhe Ma, Xiaojin Zhu, and Justin Hsu. Data poisoning against differentially-private learners: Attacks and defenses. In Sarit Kraus, editor, *Proceedings of the Twenty-Eighth International Joint Conference on Artificial Intelligence, IJCAI 2019, Macao, China, August 10-16, 2019*, pages 4732–4738. ijcai.org, 2019. doi: 10.24963/ijcai.2019/657. URL <https://doi.org/10.24963/ijcai.2019/657>.
- [23] Aleksander Madry, Aleksandar Makelov, Ludwig Schmidt, Dimitris Tsipras, and Adrian Vladu. Towards deep learning models resistant to adversarial attacks. In *6th International Conference on Learning Representations, ICLR 2018, Vancouver, BC, Canada, April 30 - May 3, 2018, Conference Track Proceedings*. OpenReview.net, 2018. URL <https://openreview.net/forum?id=rJzIBfZAb>.
- [24] Anna P. Meyer, Aws Albarghouthi, and Loris D’Antoni. Certifying robustness to programmable data bias in decision trees. In Marc’Aurelio Ranzato, Alina Beygelzimer, Yann N. Dauphin, Percy Liang, and Jennifer Wortman Vaughan, editors, *Advances in Neural Information Processing Systems 34: Annual Conference on Neural Information Processing Systems 2021, NeurIPS 2021, December 6-14, 2021, virtual*, pages 26276–26288, 2021. URL <https://proceedings.neurips.cc/paper/2021/hash/dcf531edc9b229acfe0f4b87e1e278dd-Abstract.html>.
- [25] Mark Niklas Müller, Franziska Eckert, Marc Fischer, and Martin T. Vechev. Certified training: Small boxes are all you need. *CoRR*, abs/2210.04871, 2022. doi: 10.48550/arXiv.2210.04871. URL <https://doi.org/10.48550/arXiv.2210.04871>.
- [26] Fionn Murtagh and Pedro Contreras. Algorithms for hierarchical clustering: an overview. *WIREs Data Mining Knowl. Discov.*, 2(1):86–97, 2012. doi: 10.1002/widm.53. URL <https://doi.org/10.1002/widm.53>.
- [27] Truc D. T. Nguyen, Phung Lai, NhatHai Phan, and My T. Thai. Xrand: Differentially private defense against explanation-guided attacks. *CoRR*, abs/2212.04454, 2022. doi: 10.48550/arXiv.2212.04454. URL <https://doi.org/10.48550/arXiv.2212.04454>.
- [28] Fanchao Qi, Yuan Yao, Sophia Xu, Zhiyuan Liu, and Maosong Sun. Turn the combination lock: Learnable textual backdoor attacks via word substitution. In Chengqing Zong, Fei Xia, Wenjie Li, and Roberto Navigli, editors, *Proceedings of the 59th Annual Meeting of the Association for Computational Linguistics and the 11th International Joint Conference on Natural Language Processing, ACL/IJCNLP 2021, (Volume 1: Long Papers), Virtual Event, August 1-6, 2021*, pages 4873–4883. Association for Computational Linguistics, 2021. doi: 10.18653/v1/2021.acl-long.377. URL <https://doi.org/10.18653/v1/2021.acl-long.377>.
- [29] Elan Rosenfeld, Ezra Winston, Pradeep Ravikumar, and J. Zico Kolter. Certified robustness to label-flipping attacks via randomized smoothing. In *Proceedings of the 37th International Conference on Machine Learning, ICML 2020, 13-18 July 2020, Virtual Event*, volume 119 of *Proceedings of Machine Learning Research*, pages 8230–8241. PMLR, 2020. URL <http://proceedings.mlr.press/v119/rosenfeld20b.html>.
- [30] Aniruddha Saha, Akshayvarun Subramanya, and Hamed Pirsiavash. Hidden trigger backdoor attacks. In *The Thirty-Fourth AAAI Conference on Artificial Intelligence, AAAI 2020, The Thirty-Second Innovative Applications of Artificial Intelligence Conference, IAAI 2020, The Tenth AAAI Symposium on Educational Advances in Artificial Intelligence, EAAI 2020, New York, NY, USA, February 7-12, 2020*, pages 11957–11965. AAAI Press, 2020. URL <https://ojs.aaai.org/index.php/AAAI/article/view/6871>.
- [31] Ahmed Salem, Rui Wen, Michael Backes, Shiqing Ma, and Yang Zhang. Dynamic backdoor attacks against machine learning models. In *7th IEEE European Symposium on Security and Privacy, EuroS&P 2022, Genoa, Italy, June 6-10, 2022*, pages 703–718. IEEE, 2022. doi: 10.1109/EuroSP53844.2022.00049. URL <https://doi.org/10.1109/EuroSP53844.2022.00049>.
- [32] Giorgio Severi, Jim Meyer, Scott E. Coull, and Alina Oprea. Explanation-guided backdoor poisoning attacks against malware classifiers. In Michael Bailey and Rachel Greenstadt, editors,

- 30th USENIX Security Symposium, *USENIX Security 2021, August 11-13, 2021*, pages 1487–1504. USENIX Association, 2021. URL <https://www.usenix.org/conference/usenix-security21/presentation/severi>.
- [33] Ali Shafahi, W. Ronny Huang, Mahyar Najibi, Octavian Suci, Christoph Studer, Tudor Dumitras, and Tom Goldstein. Poison frogs! targeted clean-label poisoning attacks on neural networks. In Samy Bengio, Hanna M. Wallach, Hugo Larochelle, Kristen Grauman, Nicolò Cesa-Bianchi, and Roman Garnett, editors, *Advances in Neural Information Processing Systems 31: Annual Conference on Neural Information Processing Systems 2018, NeurIPS 2018, December 3-8, 2018, Montréal, Canada*, pages 6106–6116, 2018. URL <https://proceedings.neurips.cc/paper/2018/hash/22722a343513ed45f14905eb07621686-Abstract.html>.
 - [34] Gagandeep Singh, Timon Gehr, Markus Püschel, and Martin T. Vechev. An abstract domain for certifying neural networks. *Proc. ACM Program. Lang.*, 3(POPL):41:1–41:30, 2019. doi: 10.1145/3290354. URL <https://doi.org/10.1145/3290354>.
 - [35] Brandon Tran, Jerry Li, and Aleksander Madry. Spectral signatures in backdoor attacks. In Samy Bengio, Hanna M. Wallach, Hugo Larochelle, Kristen Grauman, Nicolò Cesa-Bianchi, and Roman Garnett, editors, *Advances in Neural Information Processing Systems 31: Annual Conference on Neural Information Processing Systems 2018, NeurIPS 2018, December 3-8, 2018, Montréal, Canada*, pages 8011–8021, 2018. URL <https://proceedings.neurips.cc/paper/2018/hash/280cf18baf4311c92aa5a042336587d3-Abstract.html>.
 - [36] Alexander Turner, Dimitris Tsipras, and Aleksander Madry. Label-consistent backdoor attacks. *CoRR*, abs/1912.02771, 2019. URL <http://arxiv.org/abs/1912.02771>.
 - [37] Shubham Ugare, Debangshu Banerjee, Sasa Misailovic, and Gagandeep Singh. Incremental verification of neural networks. *CoRR*, abs/2304.01874, 2023. doi: 10.48550/arXiv.2304.01874. URL <https://doi.org/10.48550/arXiv.2304.01874>.
 - [38] Binghui Wang, Xiaoyu Cao, Jinyuan Jia, and Neil Zhenqiang Gong. On certifying robustness against backdoor attacks via randomized smoothing. *CoRR*, abs/2002.11750, 2020. URL <https://arxiv.org/abs/2002.11750>.
 - [39] Hongyi Wang, Kartik Sreenivasan, Shashank Rajput, Harit Vishwakarma, Saurabh Agarwal, Jy-yong Sohn, Kangwook Lee, and Dimitris S. Papailiopoulos. Attack of the tails: Yes, you really can backdoor federated learning. In Hugo Larochelle, Marc’Aurelio Ranzato, Raia Hadsell, Maria-Florina Balcan, and Hsuan-Tien Lin, editors, *Advances in Neural Information Processing Systems 33: Annual Conference on Neural Information Processing Systems 2020, NeurIPS 2020, December 6-12, 2020, virtual*, 2020. URL <https://proceedings.neurips.cc/paper/2020/hash/b8ffa41d4e492f0fad2f13e29e1762eb-Abstract.html>.
 - [40] Shiqi Wang, Huan Zhang, Kaidi Xu, Xue Lin, Suman Jana, Cho-Jui Hsieh, and J. Zico Kolter. Beta-crown: Efficient bound propagation with per-neuron split constraints for neural network robustness verification. In Marc’Aurelio Ranzato, Alina Beygelzimer, Yann N. Dauphin, Percy Liang, and Jennifer Wortman Vaughan, editors, *Advances in Neural Information Processing Systems 34: Annual Conference on Neural Information Processing Systems 2021, NeurIPS 2021, December 6-14, 2021, virtual*, pages 29909–29921, 2021. URL <https://proceedings.neurips.cc/paper/2021/hash/fac7fead96dafceaf80c1daffeae82a4-Abstract.html>.
 - [41] Wenxiao Wang, Alexander Levine, and Soheil Feizi. Lethal dose conjecture on data poisoning. *CoRR*, abs/2208.03309, 2022. doi: 10.48550/arXiv.2208.03309. URL <https://doi.org/10.48550/arXiv.2208.03309>.
 - [42] Wenxiao Wang, Alexander Levine, and Soheil Feizi. Improved certified defenses against data poisoning with (deterministic) finite aggregation. *CoRR*, abs/2202.02628, 2022. URL <https://arxiv.org/abs/2202.02628>.
 - [43] Xutong Wang, Chaoge Liu, Xiaohui Hu, Zhi Wang, Jie Yin, and Xiang Cui. Make data reliable: An explanation-powered cleaning on malware dataset against backdoor poisoning attacks. In *Annual Computer Security Applications Conference, ACSAC 2022, Austin, TX, USA, December 5-9, 2022*, pages 267–278. ACM, 2022. doi: 10.1145/3564625.3564661. URL <https://doi.org/10.1145/3564625.3564661>.

- [44] Maurice Weber, Xiaojun Xu, Bojan Karlas, Ce Zhang, and Bo Li. RAB: provable robustness against backdoor attacks. *CoRR*, abs/2003.08904, 2020. URL <https://arxiv.org/abs/2003.08904>.
- [45] Kaidi Xu, Zhouxing Shi, Huan Zhang, Yihan Wang, Kai-Wei Chang, Minlie Huang, Bhavya Kailkhura, Xue Lin, and Cho-Jui Hsieh. Automatic perturbation analysis for scalable certified robustness and beyond. In Hugo Larochelle, Marc’Aurelio Ranzato, Raia Hadsell, Maria-Florina Balcan, and Hsuan-Tien Lin, editors, *Advances in Neural Information Processing Systems 33: Annual Conference on Neural Information Processing Systems 2020, NeurIPS 2020, December 6-12, 2020, virtual*, 2020. URL <https://proceedings.neurips.cc/paper/2020/hash/0cbc5671ae26f67871cb914d81ef8fc1-Abstract.html>.
- [46] Pengfei Yang, Zhiming Chi, Zongxin Liu, Mengyu Zhao, Cheng-Chao Huang, Shaowei Cai, and Lijun Zhang. Incremental satisfiability modulo theory for verification of deep neural networks. *CoRR*, abs/2302.06455, 2023. doi: 10.48550/arXiv.2302.06455. URL <https://doi.org/10.48550/arXiv.2302.06455>.
- [47] Huan Zhang, Hongge Chen, Chaowei Xiao, Sven Gowal, Robert Stanforth, Bo Li, Duane S. Boning, and Cho-Jui Hsieh. Towards stable and efficient training of verifiably robust neural networks. In *8th International Conference on Learning Representations, ICLR 2020, Addis Ababa, Ethiopia, April 26-30, 2020*. OpenReview.net, 2020. URL <https://openreview.net/forum?id=Skxuk1rFwB>.
- [48] Huan Zhang, Shiqi Wang, Kaidi Xu, Linyi Li, Bo Li, Suman Jana, Cho-Jui Hsieh, and J. Zico Kolter. General cutting planes for bound-propagation-based neural network verification. *CoRR*, abs/2208.05740, 2022. doi: 10.48550/arXiv.2208.05740. URL <https://doi.org/10.48550/arXiv.2208.05740>.
- [49] Yuhao Zhang, Aws Albarghouthi, and Loris D’Antoni. Certified robustness to programmable transformations in lstms. In Marie-Francine Moens, Xuanjing Huang, Lucia Specia, and Scott Wen-tau Yih, editors, *Proceedings of the 2021 Conference on Empirical Methods in Natural Language Processing, EMNLP 2021, Virtual Event / Punta Cana, Dominican Republic, 7-11 November, 2021*, pages 1068–1083. Association for Computational Linguistics, 2021. doi: 10.18653/v1/2021.emnlp-main.82. URL <https://doi.org/10.18653/v1/2021.emnlp-main.82>.
- [50] Yuhao Zhang, Aws Albarghouthi, and Loris D’Antoni. Bagflip: A certified defense against data poisoning. *CoRR*, abs/2205.13634, 2022. doi: 10.48550/arXiv.2205.13634. URL <https://doi.org/10.48550/arXiv.2205.13634>.
- [51] Chen Zhu, W. Ronny Huang, Hengduo Li, Gavin Taylor, Christoph Studer, and Tom Goldstein. Transferable clean-label poisoning attacks on deep neural nets. In Kamalika Chaudhuri and Ruslan Salakhutdinov, editors, *Proceedings of the 36th International Conference on Machine Learning, ICML 2019, 9-15 June 2019, Long Beach, California, USA*, volume 97 of *Proceedings of Machine Learning Research*, pages 7614–7623. PMLR, 2019. URL <http://proceedings.mlr.press/v97/zhu19a.html>.

A Proof of Theorem 4.1

Proof. For any poisoned dataset \tilde{D} , we partition \tilde{D} into n sub-datasets $\{\tilde{D}_1, \dots, \tilde{D}_n\}$ according to $\{D_1, \dots, D_n\}$ from the clean dataset D . Note that we can determine such a correspondence between D_i and \tilde{D}_i because our hash function is deterministic and only depends on each training example. We further divide $\{D_1, \dots, D_n\}$ into three disjoint parts D_{abs} , D_{bd} , and D_{safe} in the following way,

- $D_{\text{abs}} = \{D_i \mid A_{D_i}^\pi(\mathbf{x}) = \text{abstain}\}$ are the sub-datasets, on which A abstains from making the prediction on \mathbf{x} . From the definition of N_3 , we have $|D_{\text{abs}}| = N_3$. Intuitively, D_{abs} contains the sub-datasets that can possibly be attacked by the test input $\tilde{\mathbf{x}}$ with malicious triggers.
- D_{bd} are the sub-datasets on which A does not abstain and are also poisoned, i.e., each of them has at least one training example removed or inserted. Even though we do not know the exact sub-datasets in D_{bd} , we know $|D_{\text{bd}}| \leq r$ because $\tilde{D} \in S_r(D)$ constrains that there are at most r such poisoned sub-datasets.
- $D_{\text{safe}} = \{D_i \mid D_i = \tilde{D}_i \wedge A_{D_i}^\pi(\mathbf{x}) = \text{cert}\}$ contains the clean sub-datasets, on which A does not abstain.

We denote the numbers of the original top prediction y^* and the original runner-up prediction y' on the backdoored data \tilde{D} and $\tilde{\mathbf{x}}$ as \tilde{N}_{y^*} and $\tilde{N}_{y'}$, respectively. Formally,

$$\tilde{N}_{y^*} = \sum_{i=1}^n \mathbb{1}_{A_{\tilde{D}_i}(\tilde{\mathbf{x}})=y^*}, \quad \tilde{N}_{y'} = \sum_{i=1}^n \mathbb{1}_{A_{\tilde{D}_i}(\tilde{\mathbf{x}})=y'}$$

Next, we prove Eq 3 for any backdoored data \tilde{D} and $\tilde{\mathbf{x}}$ by showing that

$$\tilde{N}_{y^*} \geq \tilde{N}_{y'} + \mathbb{1}_{y^* > y'} \quad (5)$$

We prove Eq 5 by showing a lower bound of \tilde{N}_{y^*} is $N_1 - r$ and an upper bound of $\tilde{N}_{y'}$ is $N_2 + r + N_3$. Together with the definition of r , we can prove Eq 5 because we have,

$$\begin{aligned} & \tilde{N}_{y^*} - \tilde{N}_{y'} - \mathbb{1}_{y^* > y'} \\ & \geq N_1 - r - (N_2 + r + N_3) - \mathbb{1}_{y^* > y'} \\ & = N_1 - N_2 - 2r - N_3 - \mathbb{1}_{y^* > y'} \\ & = N_1 - N_2 - 2 \lfloor \frac{N_1 - N_2 - N_3 - \mathbb{1}_{y^* > y'}}{2} \rfloor - N_3 - \mathbb{1}_{y^* > y'} \\ & \geq N_1 - N_2 - (N_1 - N_2 - N_3 - \mathbb{1}_{y^* > y'}) - N_3 - \mathbb{1}_{y^* > y'} \\ & = 0. \end{aligned}$$

Note that the second last line holds iff $N_1 - N_2 - N_3 - \mathbb{1}_{y^* > y'} \geq 0$. Otherwise, we have $r = \diamond$.

As shown in Figure 3, the lower bound of \tilde{N}_{y^*} can be computed by noticing that 1) the attacker can change any prediction in D_{bd} from y^* to another label because these datasets are poisoned, 2) the attacker can change any prediction in D_{abs} to another label because CROWN-IBP cannot certify the prediction under the evasion attacks, and 3) the attacker cannot change anything in D_{safe} because of the guarantee of CROWN-IBP and D_{safe} is not poisoned,

$$\forall D_i \in D_{\text{safe}}, \tilde{\mathbf{x}} \in \pi(\mathbf{x}). A_{D_i}(\mathbf{x}) = A_{D_i}(\tilde{\mathbf{x}}) = A_{\tilde{D}_i}(\tilde{\mathbf{x}})$$

The upper bound of $\tilde{N}_{y'}$ can be computed by noticing that 1) the attacker can change any prediction in D_{bd} to y' , 2) the attacker can change any prediction in D_{abs} to y' , and 3) the attacker cannot change anything in D_{safe} .

We complete the proof by showing that the best attack strategy of the attacker is to change the prediction of \tilde{A} to the runner-up label y' . If the attacker chooses to change the prediction of \tilde{A} to another label y'' , denoted the counts as $\tilde{N}_{y''}$, then the upper bound of $\tilde{N}_{y''}$ will be always smaller or equal to $\tilde{N}_{y'}$. \square

B Proof of Theorem 4.2

Proof. Theorem 4.1 tells that either $r = \diamond$ or the following equation holds,

$$\forall D' \in S_r(\tilde{D}), \mathbf{x}' \in \pi(\tilde{\mathbf{x}}). \bar{A}_{\tilde{D}}(\tilde{\mathbf{x}}) = \bar{A}_{D'}(\mathbf{x}') \quad (6)$$

By the symmetrical definition of S_r and π , we have

$$\forall D. \tilde{D} \in S_r(D) \implies D \in S_r(\tilde{D}) \quad (7)$$

$$\forall \mathbf{x}. \tilde{\mathbf{x}} \in \pi(\mathbf{x}) \implies \mathbf{x} \in \pi(\tilde{\mathbf{x}}). \quad (8)$$

Then, for all possible clean data D and \mathbf{x} , we have

$$\begin{aligned} & \tilde{D} \in S_r(D) \wedge \tilde{\mathbf{x}} \in \pi(\mathbf{x}) \\ \implies & D \in S_r(\tilde{D}) \wedge \mathbf{x} \in \pi(\tilde{\mathbf{x}}) && \text{(By Eq 7 and Eq 8)} \\ \implies & \bar{A}_{\tilde{D}}(\tilde{\mathbf{x}}) = \bar{A}_D(\mathbf{x}) && \text{(By Eq 6)} \end{aligned}$$

□

C Detailed Results and Setups of Section 5.2

C.1 Detailed Experiment Setups

Following the BagFlip paper [50], we set k , the number of training examples in a bag used in BagFlip, as 100, 1000, and 3000 for the MNIST, CIFAR10, and EMBER dataset, respectively. For PECAN, we vary n , the number of partitions, according to the value of k in BagFlip by setting $n = \frac{|D|}{k}$.

BagFlip defines their perturbation space $S'_r(D)$ that is different from PECAN,

$$S'_r(D) = \left\{ \tilde{D} \mid \max(|D \setminus \tilde{D}|, |\tilde{D} \setminus D|) \leq r \right\},$$

where $A \setminus B$ is the set difference, i.e., the elements in A but not in B . Notice that with the same radius r , the above definition gives a larger $S'_r(D)$ than $S_r(D)$ as the following example shows.

Example C.1. If the attacker modifies one training example $\mathbf{x} \in D$ to another training example $\tilde{\mathbf{x}}$ to form a poisoned dataset $\tilde{D} = D \setminus \{\mathbf{x}\} \cup \{\tilde{\mathbf{x}}\}$. Then $\tilde{D} \in S_2(D)$ but $\tilde{D} \notin S_1(D)$ because $S_r(D)$ considers one modification as one deletion and one insertion. However, we have $\tilde{D} \in S'_1(D)$.

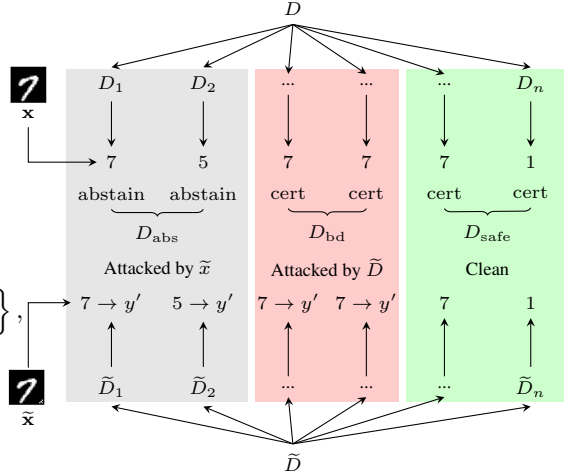


Figure 3: An illustration of the proof of Theorem 4.1. It shows the worst case for PECAN, where the attacker can change all predictions in D_{abs} and D_{bd} to the runner-up label y' . Note that we group D_{abs} , D_{bd} , and D_{safe} together to ease illustration.

Chen et al. [4] show that $S'_r(D)$ works when the approach uses non-deterministic sub-sampling [14, 50]. However, the certification of deterministic approaches only works under the definition of $S_r(D)$.

We adjust the computation of certified accuracy for BagFlip as $\frac{1}{m} \sum_{i=1}^m \mathbb{1}_{\bar{A}_D(\mathbf{x}_i)=y_i \wedge \frac{r_i}{|\tilde{D}|} \geq R\%}$ by removing the factor 2 on R . Thus, we are also interested in the performance of PECAN when $n = \frac{|D|}{2k}$ to compensate the removed factor 2.

Training Epochs of PECAN. As the CROWN-IBP training is sensitive to the training epochs, we report detailed training epochs we used for PECAN in Table 3.

Table 3: Hyperparameters of PECAN related to training epochs. In warm-up epochs, only the original loss function is used. In mixed-training epochs, the original loss function and CROWN-IBP loss are both used with the weight of CROWN-IBP loss linearly increasing from 0 to 1. In full-training epochs, only the CROWN-IBP loss is used.

Dataset	Epochs	Warm-up	Mixed-Training	Full-Training
MNIST, l_0 , $n = 600, 1200$	300	3	180	117
MNIST, l_0 , $n = 3000$	400	3	240	157
EMBER, l_0 , $n = 200$	100	3	60	37
EMBER, l_0 , $n = 400$	50	3	30	17
CIFAR10, l_0 , $n = 50, 100$	300	25	60	215
\tilde{D}_1	500	3	300	197
\tilde{D}_2	400	3	240	157
$\tilde{D}_3, \tilde{D}_3^*$	300	3	180	117
MNIST, l_∞ , $n = 600$	900	15	540	345
MNIST, l_∞ , $n = 1200$	1100	15	660	425
CIFAR10, l_∞ , $n = 50$	400	15	160	225
CIFAR10, l_∞ , $n = 100$	500	15	200	285

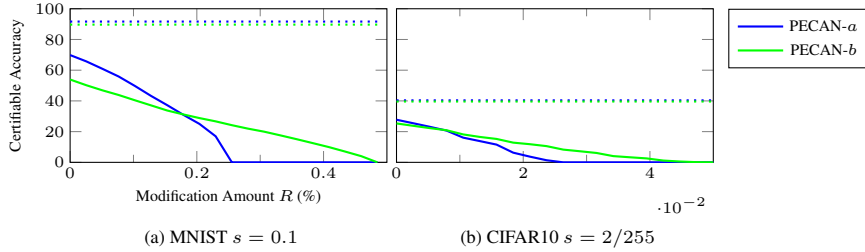


Figure 4: Results of PECAN on CIFAR10 and EMBER, showing the normal accuracy (dotted lines) and the certified accuracy (solid lines) at different modification amounts R . For MNIST: $a = 600$ and $b = 1200$. For CIFAR10: $a = 50$ and $b = 100$.

C.2 Evaluation on the l_∞ Perturbation Space

Setup As the CROWN-IBP used in PECAN can handle π with different l_p norms, PECAN can handle different l_p norms as well. We evaluate PECAN on the l_∞ norm with distance $s = 0.1$ and $s = 2/255$ on MNIST and CIFAR10, respectively, because the l_∞ norm is widely applied to evaluate the robustness of image classifiers. In this experimental setting, we use two CNN models for MNIST and CIFAR10 because CROWN-IBP works better for CNN on l_∞ norm than on l_0 norm. For training on MNIST and CIFAR10, we train on $s = 0.15$ and $s = 4/255$ but test on $s = 0.1$ and $s = 2/255$ to overcome the overfitting issue when s is small, following the practice in the original paper of CROWN-IBP.

For the experiments on l_0 (Sections 5.2 and 5.3), we set the $\kappa_{start} = 0$ and $\kappa_{end} = 0$ for CROWN-IBP. For the experiments on l_∞ , we set the $\kappa_{start} = 1$ and $\kappa_{end} = 0$ for CROWN-IBP.

Results Figure 4 shows the results of PECAN against l_∞ perturbation space. The results show that PECAN achieves certified accuracy similar to F_1 as shown in Figure 2.

D Detailed Results of Section 5.3

To account for modifying fewer training examples than the original paper, we reduced the minimal cluster size for Isolation Forest and HDBSCAN from 0.5% to 0.05%. For MDR, we enumerated a set $\{4, 5, 6, 7, 8\}$ and set the threshold for building the graph to 7. For Friendly Noise, we performed a grid search between $[0, 15] \times [0, 30] \times [1, 3]$ and set the friendly noise size, random noise size, and friendly noise starting epoch to 13, 26, and 3, respectively.

The standard deviation of NoDef, Isolation Forest, HDBSCAN, Spectral Signature, MDR, Friendly Noise, and CROWN-IBP can be found in Tables 5 and 6.

Table 4: Results of PECAN, DPA, CROWN-IBP (C-IBP) and vanilla model without defense (NoDef) trained on three backdoored EMBER datasets. Malware with triggers is the backdoored test data that should be labeled as malware. Malware w/o triggers is the original test data that should be labeled as malware. Non-malware w/o triggers is the original test data that should be labeled as non-malware.

Test sets		Malware with triggers				Malware w/o triggers				Non-Malware w/o triggers			
Approaches		PECAN	DPA	C-IBP	NoDef	PECAN	DPA	C-IBP	NoDef	PECAN	DPA	C-IBP	NoDef
\tilde{D}_1	ASR (\downarrow)	2.21%	4.68%	17.05%	16.90%	1.00%	2.00%	13.77%	1.66%	5.98%	7.81%	3.17%	1.87%
	Accuracy (\uparrow)	37.21%	33.57%	48.25%	83.10%	56.75%	64.34%	63.73%	98.34%	72.78%	79.29%	89.98%	98.13%
	Abstention Rate	60.58%	61.75%	34.70%	N/A	42.25%	33.66%	22.50%	N/A	21.24%	12.90%	6.84%	N/A
\tilde{D}_2	ASR (\downarrow)	1.89%	24.61%	8.78%	56.65%	1.09%	1.96%	7.08%	1.93%	5.46%	7.83%	5.87%	1.20%
	Accuracy (\uparrow)	28.95%	20.12%	40.50%	43.35%	44.42%	64.34%	58.20%	98.07%	65.61%	79.03%	82.96%	98.80%
	Abstention Rate	69.16%	55.27%	50.72%	N/A	54.50%	33.70%	34.72%	N/A	28.93%	13.14%	11.17%	N/A
\tilde{D}_3	ASR (\downarrow)	1.18%	24.87%	6.58%	66.37%	0.71%	1.97%	5.76%	1.46%	5.17%	7.91%	5.62%	1.83%
	Accuracy (\uparrow)	21.39%	19.59%	29.05%	33.63%	34.38%	64.58%	46.41%	98.54%	53.86%	78.96%	77.67%	98.17%
	Abstention Rate	77.43%	55.54%	64.38%	N/A	64.91%	33.45%	47.83%	N/A	40.96%	13.14%	16.71%	N/A

Table 5: The standard error of the mean (SEM) of CROWN-IBP and vanilla model without defense trained on three backdoored EMBER datasets.

Test sets		Malware with triggers		Malware w/o triggers		Non-Malware w/o triggers	
Approaches		C-IBP	NoDef	C-IBP	NoDef	C-IBP	NoDef
\tilde{D}_1	SEM of ASR	9.33	6.54	9.39	0.06	1.68	0.91
	SEM of Accuracy	10.35	6.54	3.60	0.06	2.44	0.91
	SEM of Abs. Rate	7.81	N/A	6.26	N/A	1.05	N/A
\tilde{D}_2	SEM of ASR	1.55	10.69	1.08	0.34	3.39	0.83
	SEM of Accuracy	5.03	10.69	2.81	0.34	0.34	0.83
	SEM of Abs. Rate	6.34	N/A	3.39	N/A	2.00	N/A
\tilde{D}_3	SEM of ASR	2.80	11.21	2.55	0.51	1.38	0.61
	SEM of Accuracy	2.79	11.21	1.50	0.51	2.36	0.61
	SEM of Abs. Rate	2.85	N/A	2.54	N/A	1.29	N/A

Table 6: Results of PECAN and other defense approaches trained on poisoned dataset \tilde{D}_3 when evaluated on the malware test set with malicious triggers, the (original) malware test set without malicious triggers, and the (original) non-malware test set without malicious triggers.

Approaches	Malware test set with triggers			Malware test set without triggers			Non-Malware test set without triggers		
	ASR (\downarrow)	Accuracy (\uparrow)	Abs. Rate	ASR (\downarrow)	Accuracy (\uparrow)	Abs. Rate	ASR (\downarrow)	Accuracy (\uparrow)	Abs. Rate
NoDef	66.37% (11.21)	33.63% (11.21)	N/A	1.46% (0.51)	98.54% (0.51)	N/A	1.83% (0.61)	98.17% (0.61)	N/A
Isolation Forest	36.33% (7.98)	63.67% (7.98)	N/A	0.89% (0.15)	99.11% (0.15)	N/A	10.68% (0.50)	89.32% (0.50)	N/A
HDBSCAN	64.71% (10.14)	35.29% (10.14)	N/A	1.46% (0.81)	98.54% (0.81)	N/A	2.29% (1.00)	97.71% (1.00)	N/A
Spectral Signature	65.52% (12.98)	34.48% (12.98)	N/A	1.52% (0.80)	98.48% (0.80)	N/A	1.94% (1.31)	98.06% (1.31)	N/A
MDR	60.25% (5.42)	39.75% (5.42)	N/A	1.42% (0.47)	98.58% (0.47)	N/A	2.29% (1.05)	97.71% (1.05)	N/A
Friendly Noise	59.74% (3.67)	40.26% (3.67)	N/A	3.46% (0.31)	96.54% (0.31)	N/A	8.31% (0.30)	91.69% (0.30)	N/A
CROWN-IBP	6.58% (2.80)	29.05% (2.79)	64.38% (2.85)	5.76% (2.55)	46.41% (1.50)	47.83% (2.54)	5.62% (1.38)	77.67% (2.36)	16.71% (1.29)
DPA	24.87%	19.59%	55.54%	1.97%	64.58%	33.45%	7.91%	78.96%	13.14%
FPA	0.72%	34.26%	65.02%	0.40%	61.64%	37.96%	0.02%	91.18%	8.80%
PECAN	1.18%	21.39%	77.43%	0.71%	34.38%	64.91%	5.17%	53.86%	40.96%

Table 7: Results of PECAN and FPA trained on poisoned dataset \tilde{D}_3^* when evaluated on the malware test set with malicious triggers, the (original) malware test set without malicious triggers, and the (original) non-malware test set without malicious triggers.

Approaches	Malware test set with triggers			Malware test set without triggers			Non-Malware test set without triggers		
	ASR (\downarrow)	Accuracy (\uparrow)	Abs. Rate	ASR (\downarrow)	Accuracy (\uparrow)	Abs. Rate	ASR (\downarrow)	Accuracy (\uparrow)	Abs. Rate
FPA	0.28%	13.10%	86.61%	0.25%	15.71%	84.04%	0.05%	77.31%	22.64%
PECAN	0.49%	26.99%	72.52%	0.12%	34.34%	65.54%	5.16%	54.33%	40.52%

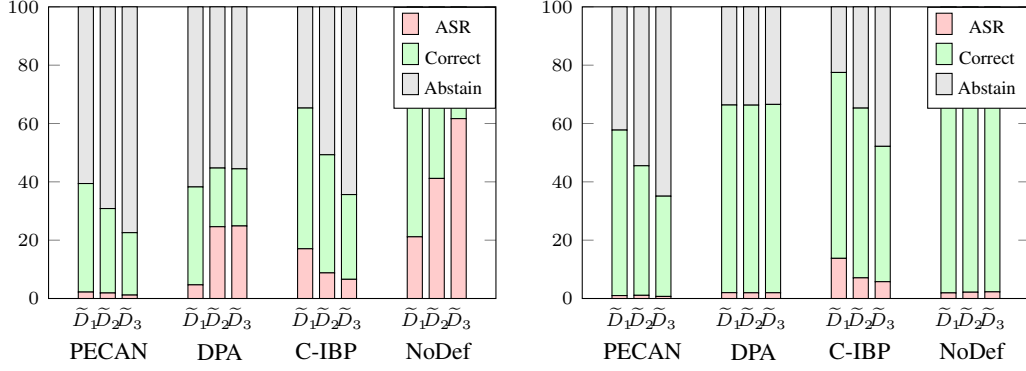


Figure 5: Results of PECAN, DPA, CROWN-IBP (C-IBP), and vanilla model without defense (NoDef) trained on three poisoned EMBER datasets when evaluated on (left) the malware test set with malicious triggers and (right) the (original) malware test set without malicious triggers. We note that NoDef does not have abstention rates because it does not use any defense.

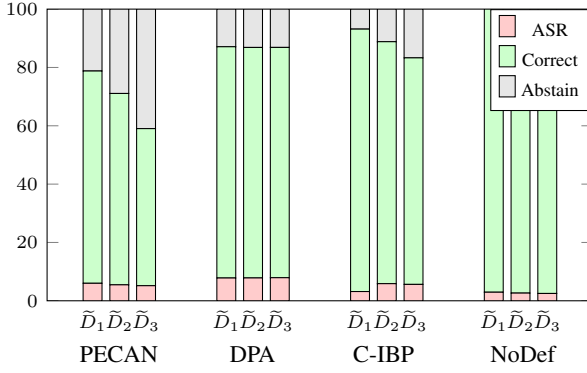


Figure 6: Results of PECAN, DPA, CROWN-IBP (C-IBP), and vanilla model without defense (NoDef) trained on three poisoned EMBER datasets when evaluated on the (original) non-malware test set without triggers.

D.1 Filtering Results of Empirical Defenses

Isolation Forest, HDBSCAN, Spectral Signature, and MDR contain filtering mechanisms that filter out poisoning examples in the training set to defend against the attack.

- Isolation Forest removes 73,961 training examples, among which 146 examples are poisoned and 73,815 are false positives. **Precision: 0.20%, Recall: 24.33%.**
- HDBSCAN removes 122,323 training examples, among which 204 examples are poisoned, and 122,119 are false positives. **Precision: 0.17%, Recall: 34.00%.**
- Spectral Signatures remove 5000 training examples, among which 134 examples are poisoned, and 4866 are false positives. **Precision: 2.68%, Recall: 22.33%.**
- MDR remove 647 training examples, among which 0 examples are poisoned, and 647 are false positives. **Precision: 0%, Recall: 0%.**

D.2 Additional Comparison to DPA, CROWN-IBP, and NoDef

Setup We use Severi et al. [32] to generate backdoored data by modifying 0.1% training examples and adding triggers into the test inputs that should be labeled as malware to fool the victim model to predict the malware with malicious triggers as benign software (non-malware). We generate three poisoned datasets $\tilde{D}_1, \tilde{D}_2, \tilde{D}_3$ and their corresponding test sets with triggers by perturbations F_1, F_2 , and F_3 , which allow the attacker to modify up to one, two, and three features in an example, respectively.

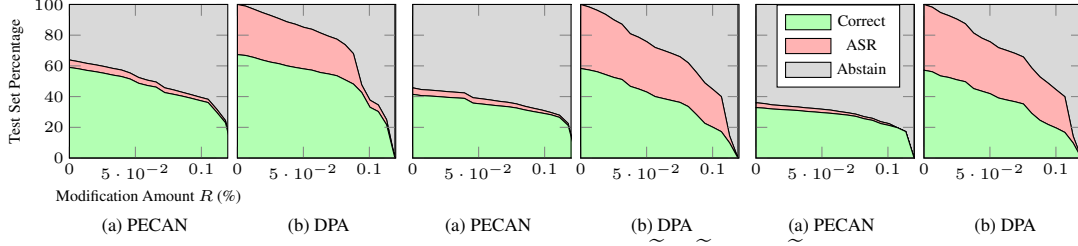


Figure 7: Comparison between PECAN and DPA trained on \tilde{D}_1 , \tilde{D}_2 , and \tilde{D}_3 across all modification amount R when evaluated on the malware test set with triggers.

Figure 5 and Table 4 show that across different trigger sizes, **PECAN can defend against the backdoor attack but DPA and CROWN-IBP fail to defend against the backdoor attack.**

Figure 6 and Table 4 show that NoDef has the lowest ASR of 1.63% on the non-malware set without trigger than all three defenses because the backdoor attack does not aim to attack the prediction of non-malware. PECAN achieves a lower ASR of 5.54% than DPA (7.85%), but higher than CROWN-IBP (4.89%).

D.3 Detailed Comparison to DPA

Figure 7 shows the comparison between PECAN and DPA on \tilde{D}_1 , \tilde{D}_2 and \tilde{D}_3 . We can observe that PECAN has much higher ASRs than DPA across all modification amounts on \tilde{D}_1 , \tilde{D}_2 and \tilde{D}_3 .