

Cohere: Privacy Management in Large Scale Systems

Nicolas Küchler, Emanuel Opel, Hidde Lycklama, Alexander Viand, Anwar Hithnawi

ETH Zurich

Abstract

The need for a privacy management layer in today’s systems started to manifest with the emergence of new systems for privacy-preserving analytics and privacy compliance. As a result, we began to see many independent efforts emerge that try to provide system support for privacy. Recently, the scope of privacy solutions used in systems has expanded to encompass more complex techniques such as Differential Privacy (DP). The use of these solutions in large-scale systems imposes new challenges and requirements. Careful planning and coordination are necessary to ensure that privacy guarantees are maintained across a wide range of heterogeneous applications and data systems. This requires new solutions for managing shared application state and allocating scarce and non-replenishable privacy resources. In this paper, we introduce Cohere, a new data management system that simplifies the use of DP in large-scale systems. Cohere implements a unified interface that allows heterogeneous applications to operate on a unified view of users’ data. Cohere further extends existing accounting systems with the ability to manage and optimally allocate shared privacy resources, i.e., budget, under complex preferences. We show that Cohere can effectively enable advanced privacy solutions in existing large-scale systems with minimal modifications to existing data management systems and with moderate overhead.

1 Introduction

Recent years have seen an exponential increase in the amount of sensitive user data that organizations collect. However, this accumulation leaves users vulnerable to privacy violations and data abuse [26, 28, 58]. This has raised societal concerns and led to a shift in public perception as well as an increase in regulatory demands to protect personal data [1, 4]. Ensuring compliance with new data privacy regulations, such as the General Data Protection Regulation (GDPR) and the California Consumer Privacy Act (CCPA), introduces a variety of challenges for today’s data systems [68–70]. Additionally, a shift in general expectations of digital privacy has induced a demand for privacy-enhancing solutions that can protect sensitive data while retaining its value. The adoption of these solutions into current systems introduces further unique challenges. Privacy requirements sometimes fundamentally conflict with conventional systems design goals such as optimiz-

ing for availability, performance, and scalability. This further complicates the integration of privacy solutions into existing systems [69].

The complexity of managing and integrating privacy into existing large-scale systems has spurred the development of numerous frameworks and tools that simplify both compliance with privacy regulations and the development of privacy-focused applications. These tools and frameworks, such as data tagging for personally identifiable information (PII) [49], data cataloging and lineage [8], or privacy transformations [2], have made it easier for organizations to enforce compliance and develop privacy-focused technologies and practices. More generally, a new domain of ‘Privacy Engineering’ is emerging to answer these challenges and new requirements.

Recently, the scope of privacy-enhancing solutions has grown to include advanced methods such as DP [33]. DP is widely recognized as the gold standard for protecting personal information and provides a mathematically rigorous definition of privacy. It allows data to be processed and released while minimizing the risk of re-identification for individual users. DP is rapidly evolving from academic theory to real-world deployment in large-scale systems [19, 21, 22, 31, 61]. Today, DP is widely used in a variety of settings, including for the US Census [73], user data collection at Apple [3], and in the Google Chrome browser [38]. The use of DP is expected to grow even further [12, 30]. While there has been significant work on the theoretical and technical aspects of DP, little attention has so far been paid to the practical challenges of implementing and maintaining DP-based solutions in complex, real-world systems.

Differential Privacy Systems Challenges. The complexity of using DP has led to a flurry of frameworks and libraries that focus on integrating DP into existing data frameworks and algorithms. Examples include TensorFlow Privacy [37], Tumult Analytics [15], and DP-SGD [18]. However, these focus primarily on improving the development experience for individual applications and ignore the complexities and challenges that arise when using DP in larger systems. In large-scale systems, careful planning and coordination are required to ensure that privacy guarantees are maintained across a wide range of heterogeneous applications and data systems. This raises new challenges in managing shared, scarce, and non-replenishable differentially private resources. Without careful management, DP can quickly become excessively restrictive.

Existing frameworks for DP fall short in these settings, as they generally only offer support for individual (types of) applications. While we can deploy multiple such frameworks in parallel, this requires making non-collusion assumptions that might be hard to justify in practice. Recent work by Luo et al. [52] was the first to recognize the need for managing privacy resources for workloads consisting of multiple instances of a machine learning pipeline in a unified way. They proposed a dedicated privacy resource scheduling algorithm that operates alongside a cluster hardware scheduler (i.e., Kubernetes). While this is an important first step in terms of addressing the lack of privacy management tailored to DP in current systems, their approach does not generalize well to broader organizational privacy management needs. In order to address these needs, we need to consider large-scale systems featuring a wide variety of independent applications. These must be coordinated and controlled in a centralized and unified manner to ensure the privacy of the entire system. Organizations require proactive control of how their privacy resources are distributed and utilized, taking into account applications’ relative priorities and ensuring that they can be easily integrated into existing data architectures.

Contributions. In this paper, we present Cohere, a general-purpose privacy management layer that enables a range of privacy-preserving applications to operate on users’ data. Our system efficiently allocates scarce privacy resources and provides strong system-wide privacy guarantees. More concretely, this paper presents the following contributions:

① **Unified System Architecture for Privacy.** In recent years, there has been a significant increase in interest in data catalog systems [2, 7–10, 13, 16, 17] which serve as a core tool to discover, track, and audit large data assets. In essence, they offer the means to use, manage and control heterogeneous data in large-scale systems. The unified global view they offer makes them ideal candidates for integrating security and privacy controls. Most data catalog systems already support basic access control and encryption [10, 13, 17], and there are efforts to extend their functionality with more fine-grained access control [7–9], data governance tools [7, 16], and basic privacy transformations [2, 9, 16] (i.e., data minimization). This works well for privacy techniques that can be realized through pre-processing of data into privacy-compliant views. However, DP generally requires modifications to the algorithms and applications in order to achieve acceptable results. Therefore, a system design that allows for coordination between the data, a management, and application layer is necessary. Cohere implements a unified abstraction that allows applications to generically express their privacy resources needs, and allows a variety of DP systems to operate on a unified view of the data using a wide range of techniques. Applications remain agnostic of how data and privacy resources are shared and managed; hence allowing multiple private systems to operate on the same data; akin to how conventional (i.e., non-DP) applications operate today.

② **Efficient Fine-Grained Differential Privacy Analysis.**

In DP, we frequently use *privacy budgets* to quantify the maximum amount of privacy that can be ‘consumed’ in a data analysis process. The larger the budget, the higher the possible accuracy of the analysis, at the cost of potentially leaking more information about individual users. Employing DP applications requires analyzing the impact that they have on this privacy budget. One of the key challenges of DP is to analyze the combined impact of different applications on the overall privacy budget by formally composing the guarantees provided by each application. Traditionally, this analysis has considered all data to be part of a single fixed dataset and then examined the impact of each query on the global privacy budget. However, this approach does not translate well to large-scale systems where queries are usually run over a wide variety of (overlapping) subsets of the data rather than an entire organization’s data at once.

When releasing information about one set of users, the DP of users not belonging to that set is not affected. This creates a significant opportunity to improve the privacy analysis of a system, which is key to many state-of-the-art DP results [54, 60]. However, real-world applications frequently consider subsets of users defined by their characteristics (e.g., age, or region), which are in themselves privacy sensitive. Existing privacy management systems [48, 52] cannot account for such subsets and, therefore, significantly overestimate the impact of real-world applications on the privacy budget (c.f. §5). In Cohere, we extend the existing state-of-the-art privacy analysis [52] with support for such subsets without revealing any sensitive information about the users. However, a more detailed privacy analysis increases the complexity of privacy management, as it requires keeping track of additional metadata about data usage. In this paper, we show how to efficiently track fine-grained privacy budgets without the need to explicitly track all possible subsets (c.f. §4.1).

③ **Optimal Allocation for Privacy Resources.** Since the privacy budget is generally non-replenishable, a privacy management system can frequently only select some of the different possible applications to actually run on the data. As a result, Cohere introduces a resource planner that allocates data to requests, taking into account their relative priorities. Higher priority is given to applications that are critical for the organization’s business needs, while lower priority is given to non-essential tasks such as supplemental analytics. In addition to organizational priorities, DP requires considering utility as there is a trade-off between privacy cost and accuracy. More accurate results require either more of the available privacy budget or more data to compensate. In our system, we approach the allocation of the privacy budget as an optimization problem that considers the utility of each request. This allows us to balance the need for privacy with the requirements of each application. Cohere collects application demands from analysts and custodians and allows encoding preferences by weighting the demands. The core algorithmic component of

our solution is a new Integer Linear Program (ILP) formulation that takes into account the constraints of DP and finds an optimal plan for data usage (c.f. §4.3).

2 Preliminaries

2.1 Differential Privacy

DP is considered the gold standard for the privacy-preserving release of data. In essence, a differentially private mechanism hides the contribution of an individual by introducing carefully calibrated randomness during the data analysis. More formally, a randomized algorithm M is (ϵ, δ) -differentially private if for any set of results $S \subseteq \text{Range}(\mathcal{M})$ and any two neighboring datasets D, D' which only differ in a single individual, $\Pr[M(D) \in S] \leq \exp(\epsilon) \cdot \Pr[M(D') \in S] + \delta$. The privacy parameters $\epsilon > 0$ and $\delta \in [0, 1)$ quantify the privacy cost of a data release. In addition to this definition, known as (ϵ, δ) -Differential Privacy (ADP), there are different notions of DP that analyze it using slightly different privacy parameters. The maximum privacy parameters (e.g., ϵ, δ) that one is willing to tolerate is frequently referred to as the *privacy budget*. A wide variety of DP mechanisms allows computing aggregate statistics [38, 78], training a machine learning model [18], or other applications [57, 64–66]. The majority of mechanisms are fundamentally based on adding noise. For example, the Gaussian Mechanism takes a function $f : D \rightarrow \mathbb{R}$ with sensitivity Δ_f and outputs $\mathcal{M}(X) = f(x) + \mathcal{N}(0, \sigma^2)$ where $\sigma^2 = 2\Delta_f^2 \log(1.25/\delta)/\epsilon^2$ satisfies (ϵ, δ) -DP [32].

2.2 Differential Privacy Composition

DP can formalize the cumulative privacy loss of multiple data releases, even when they use different mechanisms. We briefly introduce three key types of composition and describe our setting and assumptions.

Parallel composition states that if we partition the dataset into m disjoint datasets, and then run a (ϵ_i, δ_i) differentially private mechanism M_i on each partition individually, the joint privacy loss is $\max_i(\epsilon_i, \delta_i)$. This formalizes the idea that releasing data on one set of users does not impact the DP guarantees for other users.

Sequential Composition states that for a fixed series of (ϵ_i, δ_i) differentially private mechanisms M_i , the cumulative privacy loss is bounded by $(\sum_i \epsilon_i, \sum_i \delta_i)$. This bound can be made tighter in practice through the use of more advanced composition theorems [36, 45, 77].

Concurrent Composition states that if we consider a set of (ϵ_i, δ_i) differentially private mechanisms M_i , each with a share ϵ_i, δ_i of the overall privacy budget, then the combined privacy loss is still bounded by $(\sum_i \epsilon_i, \sum_i \delta_i)$ [53, 74]. Note that in this setting, an adversary could cleverly interleave queries to the different mechanisms (which formally falls outside the setting

of traditional sequential composition). Concurrent composition naturally arises when multiple DP systems access the same data.

Fully Adaptive Setting. The work on DP composition distinguishes between settings where the series of mechanisms and their privacy parameters are known a priori or can be chosen adaptively. *Fully adaptive composition* is the most flexible setting that permits mechanisms to use previous results, and adapt the choice of their privacy parameters based on them. We frequently want to ensure that a series of adaptively chosen mechanisms do not exceed a pre-specified budget, rather than bounding the privacy parameters after the fact. This is achieved by a *privacy filter* [62, 77], which, in essence, provides a stopping rule that prevents mechanisms from exceeding a fixed budget. Fully adaptive composition introduces subtle complexities, and we refer to [62] for further details.

2.3 Rényi Differential Privacy

In recent years, several variants of DP have emerged that have more appealing composition properties than traditional ADP. This includes Rényi Differential Privacy [56], which has gained increasing popularity in recent years. A randomized mechanism M is $(\alpha, \epsilon^{(rdp)})$ Rényi Differential Privacy (RDP) if: $D_\alpha(M(D) \| M(D')) \leq \epsilon^{(rdp)}$, where D_α is the Rényi Divergence of order α for $\alpha > 1$. RDP has equivalent composition theorems for parallel [56], sequential [56] and concurrent composition [53]. Specifically, for a series of $(\alpha, \epsilon_i^{(rdp)})$ differentially private mechanisms, the composition satisfies $(\alpha, \sum_i \epsilon_i^{(rdp)})$. RDP typically allows for much tighter compositions, in particular when using the Gaussian mechanism. RDP privacy costs can be converted back to ADP, and $(\alpha, \epsilon^{(rdp)})$ -RDP implies $(\epsilon^{(rdp)} + \frac{\log 1/\delta}{\alpha-1}, \delta)$ -ADP.¹

Budget and Privacy Filter. From a practical perspective, the above two properties of RDP composition allow tracking not only a single order α but a set of orders $\{\alpha_a\}$. Given a fixed δ , the best achievable ϵ can then be determined by checking the conversion for every order α . Tracking this set of values allows building a simple privacy filter [39, 47] with an (ϵ, δ) -budget. Before answering a query, the filter checks whether there exists an order α for which the (ϵ, δ) -budget is satisfied and only then answers the query.

2.4 Threat Model

We consider the global model of DP [29], where the party computing the DP mechanisms has access to the underlying data. We note that DP, by definition, holds against an unconstrained adversary with arbitrary computational power and background knowledge. We note that due to this definition of DP, it is technically trivially satisfied even when the adversary has access to the underlying data of all but one user. Moreover, in our

¹The other direction does not hold, i.e., RDP is a strictly stronger notion.

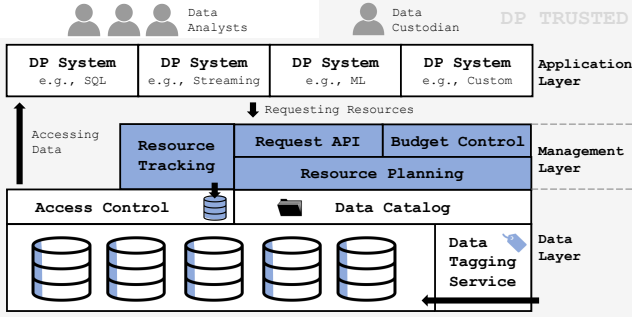


Figure 1: Cohere’s Architecture.

paper, we assume that the system, including the individual DP mechanisms, is implemented securely [24, 44, 51, 55, 72, 80] and that there is no (side-channel) leakage [43] beyond the intentional differential private data releases.

3 The Cohere Architecture

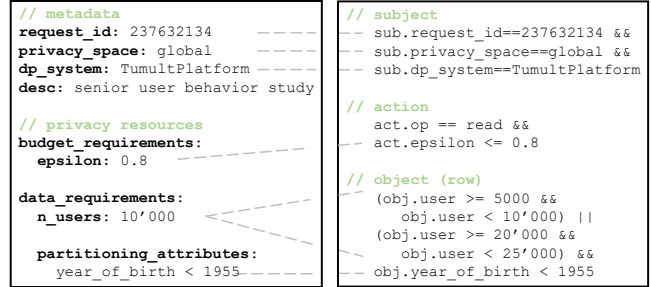
Cohere, shown in Figure 1, is a new privacy management architecture designed to support the operation of privacy solutions in large-scale systems. It addresses the new system requirements imposed by DP, ensuring effective and efficient privacy protection in complex environments. We assume a system architecture resembling a data lake providing a central view for collecting, organizing and sharing data (e.g., a Lakehouse architecture [5, 6, 20, 50]). Large organizations increasingly rely on this type of architecture to realize data governance and privacy compliance, which makes it a natural place to also manage DP. Cohere extends this architecture with advanced privacy management capabilities. Specifically, Cohere’s architecture comprises (i) an extension of the data layer with privacy-specific metadata, (ii) an application layer API that allows DP applications to express their privacy needs, and (iii) a privacy management layer providing tools to optimally distribute and manage shared privacy resources.

3.1 Data Layer

We now discuss how Cohere uses *data tagging* to support fine-grained privacy analysis and how we leverage *attribute-based access control* to record and enforce decisions made by the privacy management layer.

Data Tagging. In order to support a fine-grained privacy analysis, we must be able to identify with which user a given data item is associated. In Cohere, each user is represented by a globally unique *user ID*, and we assume a data tagging service that tags all user data with the user ID² at ingest [23]. Such services are already present in many modern large-scale systems

²We can easily extend our system to support notions of DP that refresh the privacy budget periodically, i.e., user-time DP [31, 52], by tagging user data with a timestamp in addition to the user ID.



(a) Data Access Request

(b) ABAC Policy

Figure 2: In Cohere, the accepted data access request on the left (a) corresponds to the ABAC policy on the right (b).

to ensure regulatory compliance (e.g., with the GDPR). In addition to tagging data items, we also introduce *partitioning attributes (PAs)* A_1, \dots, A_k over the users (e.g., year of birth, region). Based on these, we define a *block ID* as a tuple (user ID, a_1, \dots, a_k). For example, (user51, 1975, ..., USA). The block IDs form the basis for our fine-grained privacy analysis (c.f. §4.1). For each user ID, there are $|A_1| \times \dots \times |A_k|$ different possible block IDs, only one of which will correspond to the users’ actual attributes. We record the actual user attributes in a special *UserAttributes* table, which enables the system to filter users by predicates over the PAs. In Section 4.1, we show how we can exploit these fine-grained PAs to improve our privacy analysis without needing to track individual block IDs.

Attribute-Based Access Control. In order to ensure that data flows in the system are compliant with the decisions made by Cohere’s privacy management layer, we employ access control at the level of block IDs. We use Attribute-Based Access Control (ABAC) in order to express access policies without having to explicitly enumerate large numbers of block IDs. ABAC is already widely deployed in practice, and Cohere can be realized using any data layer that supports row-level ABAC. An ABAC policy specifies a combination of attributes that is necessary for a subject to be authorized to access a resource. In Figure 2b, we show how our design represents a decision made by the privacy management layer as an ABAC policy. The attributes of a subject identify an application and a DP system, the resource attributes identify the user IDs and optionally a number of PAs, and the action attributes encode the DP privacy budget. The set of ABAC policies both defines the set of allowed data flows and implicitly encodes the history of data uses. Rather than manually track a privacy budget for each block ID, we discuss in Section 4.1 how we can efficiently recompute only the currently relevant privacy budgets.

3.2 Application Layer

Cohere exposes an application-layer API where a variety of differentially private systems can express their privacy resource needs. Cohere allows all of those DP systems to operate on a unified view of the data while remaining agnostic of how data and privacy resources are shared and managed. The differentially private systems can be either existing off-the-shelf DP solutions [40, 54, 63, 78] targeting data analysts, or custom-built applications using DP libraries [14, 15, 37, 59, 79] designed for data custodians. Today, such DP applications are usually deployed as ad-hoc solutions operating on a fixed dataset, isolated from other applications. Cohere unifies these isolated DP applications and enables them to operate on the same underlying data without violating DP assumptions and guarantees. Towards this, we abstract DP applications to their data requirements and privacy costs, allowing us to support the wide variety of existing and potential future DP applications. **Request Data API.** Today, analysts in large organizations often use data catalogs to explore data and request access to tables and columns. To enable support for DP applications in this workflow, Cohere exposes a request API to applications that allows (i) expressing precise *data requirements* to enable more fine-grained resource management (c.f. §3.1) and (ii) specifying DP *budget requirements*. In addition, a request contains a section of general metadata. In Figure 2a, we show an example of a request for privacy resources. Requests can only be granted by the privacy management layer if both requirements are satisfied, as access to less data or the need to increase noise to achieve a lower privacy cost would invalidate the utility of the application.

Specifically, the *data requirements* define the required number of users n and a (subset of) PAs to filter on. For *budget requirements*, we support expressing privacy costs in ϵ -DP [33], zero-Concentrated Differential Privacy (ρ -zCDP) [25], or RDP [56]. This simplifies the integration of existing DP systems and libraries, which use a variety of different notions. Internally, all privacy costs are converted to RDP using known conversions [25, 56], allowing us to use RDP composition across all applications.

Accessing Data. In traditional data management systems, analysts can use data processing frameworks such as Spark or Flink to connect to data they have been granted access to and interactively build applications [11]. Cohere is able to preserve this workflow even in the context of DP, since our ABAC-based row-level access control inherently enforces compliance with the decisions made by the privacy management layer.

3.3 The Privacy Management Layer

In this section, we discuss the privacy management layer which consists of two major components: the *budget control system* and the *resource planner*.

Budget control system. Data catalogs built for modern data ecosystems offer a global policy interface to govern and manage data resources [8, 9]. In this interface, data stewards can express policies that control applications’ access to data. In Cohere, we provide the *budget control system* as an equivalent system to manage DP resources. We support the concurrent use of a variety of DP notions and privacy budgets to support real-world use cases occurring in organizations. For example, each team in an organization might have an independent privacy budget for internal analytics, with an additional privacy budget dedicated to data releases to the public. Cohere supports such use cases through *privacy spaces*, a new abstraction that groups applications sharing a notion of DP (e.g. user- or user-time-DP³ [52]) and a space-specific privacy budget⁴. We support modifying both the notion of DP and the privacy budget of a privacy space but enforce that the new settings are consistent with the previous decisions made by the privacy management layer. In the following, we will usually consider the most ‘pure’ setting, where there is a single privacy space, and all applications share the same global privacy budget under a single notion of DP.

Resource planner. In Cohere, the applications in each privacy space use the RequestAPI to formulate resource requests. The *resource planner* uses this information to allocate data and privacy budget to requests, creating a new allocation and associated access control policies for the data layer. The resource planner allocates the available privacy budget among (some of) the different candidate requests, taking into account their relative priorities. Each request can be assigned a weight to express the importance of the task it is associated with. This allows the resource planner to give higher priority to requests that are critical for the organization’s business needs while providing lower precedence to non-essential tasks such as supplemental analytics.

In the next section, we discuss how the resource planner derives an allocation based on the formulated requests and available privacy budgets.

4 Differential Privacy in Cohere

Before introducing our design for Cohere’s resource planner, we discuss how we enable a fine-grained and efficient privacy analysis. We also briefly discuss potential alternatives to our strategic planning approach.

4.1 Efficient Fine-Grained Privacy Analysis

One of the challenges with traditional DP accounting methods is that they use a single privacy budget for the entire dataset.

³Extending Cohere to support user-time-DP, would require the privacy space definition to also include information on when and how the budget is refreshed.

⁴In our privacy analysis, we assume that different privacy spaces are non-colluding.

This means that newly added users inherit the privacy cost of past queries, even if their data has not been used in those queries. In Cohere, we instead support open-ended queries by retiring users whose data has been used frequently and replacing them with newly added users. This approach, known as *block composition* [48, 52], requires that we associate all sensitive data with a specific user. This allows us to better manage the privacy budget by retiring users whose data has been used heavily, and replacing them with newly added users who have not yet contributed to the privacy cost.

In Cohere, we further improve the privacy analysis by considering that many applications target only a subset of the users (e.g., only users of a certain age or from a certain region). As frequently noted in the literature on DP applications [48, 54, 71], this presents an opportunity for a tighter privacy analysis by tracking privacy budgets for these subsets separately. To support this fine-grained partitioning of the users, Cohere employs *parallel composition* for queries on different subsets.

Partitioning Users. The introduction of PAs allows requests to filter users based on certain attributes. However, whether or not a user falls into a specific subset of the partition is in itself a private information. Therefore, it is not available to the resource planner, which only has access to data that is considered public in the context of DP⁵. Cohere solves this by first allocating users to requests and only then applying the filtering. As a result, requests for n users might actually receive $k \leq n$ users in practice. Applications can first run a differentially private counting query to determine the approximate ratio of users who match their selection criteria. This incurs only a marginal privacy cost and allows the application to adjust future requests to compensate.

Extending per-user block-composition [48, 52] with PAs allows us to only consume a user’s privacy budget if they meet the selection criteria of the request they have been allocated to. However, since the resource planner does not have access to the actual attribute values of users, we need to track many potential privacy budgets for each user, one for each possible subset they could fall into. More formally, we track a privacy budget for each *block ID*, which is a tuple (user ID, a_1, \dots, a_k). For each user⁶ allocated to a request using PAs, only the privacy budget of the block ID corresponding to the request’s PAs is decreased. While this significantly improves the privacy analysis, it introduces a new challenge: for each user ID, there are $|A_1| \times \dots \times |A_k|$ different possible block IDs that need to be tracked, which can quickly grow prohibitively large. For example, in the setting we consider in our evaluation.

⁵This is necessary to avoid the need to consume part of the limited privacy budget for the allocation itself (c.f. “Privacy Analysis”).

⁶Note that we still allocate *users* to requests (rather than block IDs). Otherwise, a request for all users might be allocated only one block ID per user, violating either the privacy guarantees (if data for all users is made available) or (if filtering is applied) the semantics of the request API.

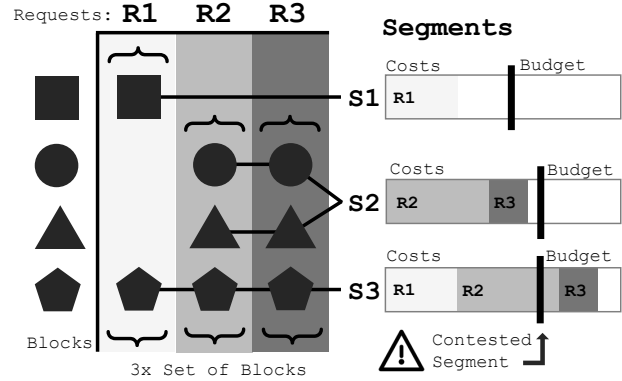


Figure 3: The example shows three requests R1, R2, R3 selecting four blocks. Vertically, we show the set of blocks selected by a request. Horizontally, we show how blocks can be grouped into segments defined by a unique set of requests.

Solving the Scalability Issues. Explicitly tracking a privacy budget for each block ID quickly becomes prohibitively expensive. For example, in our evaluation setting, each user ID has over 200’000 associated block IDs, and a straightforward extension of the existing work by Luo et al. [52] would introduce an equivalent overhead. While the trade-off between better privacy analysis and tracking complexity might appear inherent, fine-grained per-block privacy analysis without tracking individual block IDs is indeed possible. In Cohere, we achieve this by (i) computing *segments* that succinctly represent groups of block IDs relevant to the current set of candidate requests, drastically reducing the number of privacy budgets we need to consider, and (ii) computing the privacy budget for each segment from past allocation decisions, removing the need to explicitly store privacy budgets.

Our solution exploits the fact that the number of unique combinations of the PAs in the current requests is significantly smaller than the number of total possible combinations. A request’s selection of PAs directly defines a set of “compatible” blocks (shown vertically in Figure 3). *Segments* are sets of blocks which (for the current set of requests) will be treated identically by any allocation. For example, in Figure 3, where segments are illustrated using horizontal lines, we see that if the ● block is allocated to a given request, so will the ▲ block. Therefore, those two blocks form a segment (S2). Since the blocks in a segment behave identically under allocation, Cohere’s resource planner only requires the per-segment privacy budget for each user, significantly reducing the number of constraints it has to consider. Because segments are defined in relation to the current set of requests, a naive approach would nevertheless require storing individual per-block privacy budgets in order to compute the privacy budgets for each segment. Instead, Cohere uses the information about past allocations encoded in the ABAC policies (c.f. §3.1) in order to dynamically compute the per-segment privacy budgets. In

Section 4.3 we describe how Cohere’s resource planner uses segments to decide which requests to accept.

Privacy Analysis. Cohere uses block composition [48, 52] and instantiates it with partitioning on user IDs and immutable PAs. The overall mechanism satisfies (ϵ, δ) -DP, as long as no block exceeds its (ϵ, δ) -DP budget. Partitioning does not impact the DP of block composition as long as the assignment is immutable (users must not move between the different partitions) and the set of values that each attribute can take can be considered public [48]. This is true by design for the partition attributes (i.e., years, regions). However, the number of user IDs in the system technically depends on user data. This can be easily resolved in practice by bounding the number of users with a DP-user counter [52].

Cohere decides how to allocate privacy budgets to requests based only on public information, previous differentially private data releases, and prior allocation decisions. Since it does not consider the underlying data, this process is differentially private by the post-processing theorem [35]. However, since both future mechanisms and budget choices can depend on previous results, our privacy analysis must consider the *fully adaptive* setting (c.f. §2.2). Additionally, because an adversary could interleave queries to the different mechanisms, we must also consider *concurrent composition* (c.f. §2.2). The RDP-based composition we use satisfies the requirements of fully adaptive composition [39, 47] and also satisfies the requirements for concurrent composition [53]. However, there is a slight subtlety: it is technically still an open question whether RDP-based composition also satisfies *fully-adaptive concurrent composition*. We leave a proof of this to future work since it is unlikely to be of practical relevance for real-world deployments. If desired, Cohere can avoid this issue by retiring the past allocation when a new one is created.

4.2 Approaches for Privacy Resource Allocation

Before discussing the design of Cohere’s resource planner, we first explore various approaches for deciding on resource allocation.

First Come, First Served. A simple approach for allocation is a First Come, First Served (FCFS) algorithm, which greedily accepts requests in the order they arrive in the system. If there are not enough privacy resources available to fulfill a request, the system rejects the request and moves on to the next one. Even such a basic algorithm could benefit from advanced composition techniques (c.f. §2) and could be extended with our fine-grained privacy analysis (c.f. §4.1). Independent of the quality of the resulting allocation, one of the main disadvantages of this approach is that it does not provide any means of controlling how the budget is divided.

Dominant Private Block Fairness ([52]). One way to view privacy resources is as a type of compute resource that we aim to allocate efficiently and fairly. However, we cannot simply apply standard scheduling algorithms like Dominant

Resource Fairness (DRF) [41] to privacy allocation, as privacy is a non-replenishable resource. To address this challenge, Luo et al. [52] proposed Dominant Private Block Fairness (DPF), which adapts DRF for use in the privacy allocation setting.

As presented in [52], DPF does not implement fine-grained privacy analysis, but it can be extended with the techniques we introduce (c.f. §4.1). A shortcoming of DPF is that its allocation uses a heuristic that does not fully take into account the tradeoffs between requests with different data requirements. Consider an example with a budget of $\epsilon = 1$, a request for all users with cost $\epsilon = 0.4$ and many requests for individual users with cost $\epsilon = 0.8$. DPF will allocate the request with smaller cost first, even though it would be much better to allocate all the user-specific requests as they can run together (due to block composition). Another drawback of DPF is that it requires requests to explicitly specify a fixed set of users, rather than just a certain number of users. This can be unnatural in the context of differentially private data analysis, where the application typically does not have access to specific information about individual users. As a result, it is somewhat unclear how an application would choose an initial set of users better than at random.

Our Approach. In Cohere, we approach the allocation of privacy resources as an optimization problem. This raises the question of which metric should be optimized for, and we propose two answers: (i) maximizing the *number of requests* that can be accepted, and (ii) maximizing for the total *utility* of the accepted requests. The first is a natural metric to consider but does not account for the fact that, in DP, one large request can produce significantly more valuable results than a series of small requests with a similar budget. This is because a linear increase in the privacy budget ϵ results in an exponential increase in the range of allowed distributions. In addition, organizations might want to prioritize business-critical applications while deprioritizing non-essential tasks such as supplemental analytics. In the next section, we show how Cohere addresses this optimization problem.

4.3 Privacy Resource Allocation in Cohere

We want to automatically compute an optimal assignment of users to requests that maximizes either utility or the number of requests while maintaining the privacy budgets for each segment. We define our optimization problem as an Integer Linear Program (ILP), i.e., a mathematical optimization problem in which the objective function and the constraints are linear, and the variables are all integers. ILPs are used for many classic resource allocation problems, such as auctions, because of their flexibility and the availability of fast and powerful commercial solvers [42]. Given an ILP, the goal of an ILP solver is to find values of integer variables that maximize the objective function, subject to the specified constraints. Listing 4 shows a summary of the ILP we define to search for

an optimal allocation. Below, we discuss each component of the ILP in detail.

Notation. Let $\mathcal{R} := \{1, \dots, R_{max}\}$ and $\mathcal{N} := \{1, \dots, N_{max}\}$ denote index sets of the requests and the users, respectively. A request R_i for $i \in \mathcal{R}$ is a tuple $(D_i, \Phi_i, \mathbf{C}_i, W_i)$ consisting of a *data requirement* requesting $D_i \in \mathbb{N}$ users filtered by a propositional formula Φ_i over the PAs, a *budget requirement* expressed as a vector $\mathbf{C}_i \in \mathbb{R}_{\geq 0}^{|\mathcal{A}|}$ of RDP guarantees for different orders α_a (for $a \in \mathcal{A} := \{1, \dots, A_{max}\}$), and a *weight*⁷ $W_i \in \mathbb{N}$. Users are uniquely identified by their global ID $j \in \mathcal{N}$, thus we do not differentiate between users and IDs.

Decision Variables & Objective. We introduce two main types of decision variables. First, $y_i \in \{0, 1\}$ for $i \in \mathcal{R}$, where $y_i = 1$ means the request R_i is accepted, and $y_i = 0$ means the request has been rejected. Second, the decision variables $x_{ij} \in \{0, 1\}$ for $i \in \mathcal{R}$, $j \in \mathcal{N}$ indicate whether or not user j is allocated to request R_i . The *objective* of the optimization problem is to maximize the sum of weights of the accepted requests:

$$\text{maximize } \sum_{i \in \mathcal{R}} y_i \cdot W_i \quad (1)$$

Constraints. There are two main types of constraints: *data constraints* (2) that ensure that an accepted request is assigned sufficient users, and *budget constraints* (3a) and (3b) that enforce correct privacy budget accounting given the PAs and budget requirement of each request.

The *data constraints* (2) ensure that request R_i is only allocated if the number of assigned users is greater or equal to the demand D_i specified as part of the data requirement. We enforce this by requiring

$$\sum_{j \in \mathcal{N}} x_{ij} \geq y_i \cdot D_i \quad [\forall i \in \mathcal{R}] \quad (2)$$

If request R_i is not allocated, i.e., $y_i = 0$, then the right side is 0, and no users need to be assigned to the request.

The *budget constraints* (3a) and (3b) are more complex, as they rely on the notion of segments that we introduce (c.f. §4.1). Let $\mathcal{S} := \{1, \dots, S_{max}\}$ denote the index set over all *segments*⁸ for the current requests. A segment S_k for $k \in \mathcal{S}$ is a tuple (Φ_k, \mathbf{B}_k) consisting of a propositional formula Φ_k over the partitioning attributes and a remaining budget $\mathbf{B}_k \in \mathbb{R}_{\geq 0}^{\mathcal{A}}$ for this segment. S_k is a *candidate segment* for a request R_i if Φ_k and Φ_i are compatible (i.e., $\Phi_i \wedge \Phi_k$ is satisfiable). With a slight abuse of notation, we denote by \hat{S}_j for $j \in \mathcal{N}$ the set of *per-user segments* for user j (i.e., restrictions of segments to blocks associated with j), and by \hat{S}_{R_i} the set of all (per-user) candidate segments of request R_i . Using this, we can define a set of all decision variables x_{ij} associated with

⁷Weights are determined either by utility or set to $W_i = 1 \forall i \in \mathcal{R}$ when maximizing the number of requests.

⁸We omit a formal definition for space constraints and instead refer to Section 4.1.

assigning S_k to some R_i . $\mathcal{X}(S_k) := \{x_{ij} \in \mathcal{X} | S_k \in \hat{S}_{R_i} \cap \hat{S}_j\}$, where $\mathcal{X} = \{x_{ij} | i \in \mathcal{R}, j \in \mathcal{N}\}$ denotes the set of all decision variables. Having introduced all the necessary formal notation, we can now describe how to constrain the ILP to ensure an overall privacy guarantee.

One of our key insights is that an RDP Privacy Filter [47] can be encoded as a set of ILP constraints because of the linearity of RDP composition. Specifically, to check whether the filter of segment S_k would allow a set of privacy costs $\{\mathbf{C}_i\}_{i=1}^{\ell}$, we need to find $a \in \mathcal{A}$ so that, for order α_a , the sum of privacy costs is smaller or equal to the budget at that order, i.e., $\sum_{i=1}^{\ell} C_i^{(a)} \leq B_k^{(a)}$. We can realize this by introducing a separate constraint for every order α_a and then building a logical *OR* over those constraints. First, we show the segment constraints for a single order α_a .

$$\sum_{x_{ij} \in \mathcal{X}(S_k)} x_{ij} \cdot C_i^{(a)} \leq B_k^{(a)} \quad (*)$$

To build a logical *OR* over all orders α_a , we introduce auxiliary variables $z_{ka} \in \{0, 1\}$. These auxiliary variables control whether the budget constraint (*) for a given order α_a is active or not:

$$\sum_{x_{ij} \in \mathcal{X}(S_k)} (x_{ij} - z_{ka}) \cdot C_i^{(a)} \leq B_k^{(a)} \quad [\forall k \in \mathcal{S}][\forall a \in \mathcal{A}] \quad (3a)$$

If z_{ka} is set to 0, then the constraint is active and corresponds to the budget constraint (*). If z_{ka} is set to 1, then the constraint is inactive because the left side is at most zero and $B_k^{(a)} \in \mathbb{R}_{\geq 0}$. For a logical *OR* over the constraints, we need to ensure that at least one of the budget constraints is active for every segment S_k . We can ensure this by enforcing that for each segment S_k , the sum of z_{ka} is smaller than the number of orders α_a that we track:

$$\sum_{a \in \mathcal{A}} z_{ka} < |\mathcal{A}| \quad [\forall k \in \mathcal{S}] \quad (3b)$$

In total, the ILP consists of $|\mathcal{R}|$ variables y_i , $|\mathcal{R}| \cdot |\mathcal{N}|$ variables x_{ij} , and $|\mathcal{A}| \cdot |\mathcal{S}|$ variables z_{ka} . For the constraints, we have $|\mathcal{R}|$ data constraints (2), and for the budget constraints we have $|\mathcal{A}| \cdot |\mathcal{S}|$ constraints (3a) and $|\mathcal{S}|$ constraints (3b). Thus in total, the ILP formulation contains:

$$\begin{array}{ll} |\mathcal{R}| \cdot (|\mathcal{N}| + 1) + |\mathcal{A}| \cdot |\mathcal{S}| & \text{variables} \\ |\mathcal{R}| + (|\mathcal{A}| + 1) \cdot |\mathcal{S}| & \text{constraints} \end{array}$$

For large problem instances, the size can quickly become prohibitively large. To address this problem, we propose multiple strategies to reduce the size of the ILP.

Optimizations. We can optimize the formulation of our ILP using insights into the underlying problem in order to shrink the size of the problem instances. These optimizations are

$$\begin{aligned}
\max \quad & \sum_{i \in \mathcal{R}} y_i \cdot W_i & (1) \\
\text{s.t.} \quad & \sum_{j \in \mathcal{N}} x_{ij} \geq y_i \cdot D_i & [\forall i \in \mathcal{R}] & (2) \\
& \sum_{x_{ij} \in \mathcal{X}(S_k)} (x_{ij} - z_{ka}) \cdot C_i^{(a)} \leq B_k^{(a)} & [\forall k \in \mathcal{S}][\forall a \in \mathcal{A}] & (3a) \\
& \sum_{a \in \mathcal{A}} z_{ka} < |\mathcal{A}| & [\forall k \in \mathcal{S}] & (3b) \\
& y_i \in \{0, 1\} & [\forall i \in \mathcal{R}] \\
& x_{ij} \in \{0, 1\} & [\forall i \in \mathcal{R}][\forall j \in \mathcal{N}] \\
& z_{ka} \in \{0, 1\} & [\forall k \in \mathcal{S}][\forall a \in \mathcal{A}]
\end{aligned}$$

Listing 4: Integer Linear Program (ILP) formulation to find an optimal allocation.

complementary to the pre-solving heuristics applied by virtually all commercial ILP solvers [42]. First, we note that, in this section, we have discussed the planning algorithm for individual users. However, in practice, any real-world deployment would operate on larger groups of users. This does not affect the formulation of the ILP, except that $x_{ij} = 1$ now means that *group j* is assigned to request R_i . In the following, we discuss two optimizations that are based on insights into the underlying privacy analysis.

We can reduce the number of segments that we need to consider by focusing only on *contested* segments. A segment is contested if accepting all requests associated with it would exceed the privacy budget of the segment (e.g., S3 in Figure 3). We can ignore non-contested segments in our ILP, since their privacy budgets will be satisfied no matter the allocation chosen. We can always accept requests that are associated with enough uncontested segments to satisfy their data requirements. Conversely, we must always reject requests that cannot satisfy their data requirements because there is an insufficient number of users with segments that have sufficient privacy budget to accommodate the request. Therefore, we can eliminate both groups of requests from the ILP.

We can also optimize the privacy constraints on a more fine-grained level by considering that there might be orders α_a for which the privacy budget of a segment is already zero or which we can remove without losing any relevant information. Specifically, if we know that a certain order α_a is never a candidate or does not add another possible allocation, An order α_a is redundant when its cost-to-budget ratio is greater than that of all other orders $\alpha_{a'}$. Hence, if an allocation is possible using order α_a , it is also possible using another order $\alpha_{a'}$ and we can discard the order α_a and all its associated variables and constraints for this segment.

5 Evaluation

In our evaluation, we show the effectiveness of Cohere’s fine-grained privacy analysis across a range of different workloads. We focus on evaluating the planning phase (i.e., the resource planner) since the other components of our system correspond to widely deployed existing tools (e.g., Lakehouse, Data tagging, ABAC enforcement). We compare Cohere against a greedy First Come, First Served (FCFS) baseline and PrivateKube by Luo et al. [52] which is the state-of-the-art for DP resource allocation. We instantiate Cohere both with equal weights (i.e., maximizing the number of requests) and with utility-derived weights (i.e., maximizing utility). We extend PrivateKube’s DPF allocation algorithm to support PAs, and, in order to understand their impact on the privacy analysis, evaluate versions of each approach with and without PA support. We evaluate all systems both on the utility they achieve and the fraction of requests that they can accept. In the following, we present our evaluation setup, which is based on [52], discuss how we instantiate the utility distribution, and introduce the workloads we consider. Finally, we present and discuss the results of our evaluation.

5.1 Evaluation Setting

Since the planning phase is necessarily data-independent (to enable the privacy analysis), we can abstract away a wide range of real-world use cases into a more abstract setting. We consider “a day in the life” of a system with 400 daily requests (matching the largest setting used in [52]). Since Cohere works in batches, we group the requests into eight batches of 50 requests each, achieving a good trade-off between optimality and the complexity of each allocation problem. We note that our system can easily scale to match larger numbers of requests by increasing the number of batches, which does not increase the allocation complexity for each batch. We group users into 5000 user groups, which could represent as little as 5000 users or anywhere up to many millions of users, as the allocation phase depends only on the number of groups, not the total number of users in the system. We do not add ‘fresh’ users in between batches, as we want to evaluate the allocation mechanisms in a worst-case setting.

Instantiating the Candidate Requests. The allocation problem is defined by the set of requests it needs to consider, the total available privacy budget (which we set to $\epsilon = 1, \delta = 10^{-7}$), and the past allocation decisions. Each request contains *data requirements* (the number of user groups requested and a propositional formula over the PAs) and *budget requirements* (provided as an RDP vector). For data requirements, requests require either 10% or 100% of the user groups with equal probability. We consider four PAs of dimensions $2 \times 100 \times 128 \times 8$ resulting in a total of 204^8 possible block IDs per user ID, thus over a billion block IDs in total. We specify which partitioning attributes requests consider in each workload de-

scription. For budget requirements, we group requests into three categories: mice, hares, and elephants. Mice have privacy costs below the fair share⁹ ($\epsilon = 0.005$), while elephants have high privacy costs ($\epsilon = 0.8$). We extend the mice/elephants split used in [52] with hares, which have privacy costs ($\epsilon = 0.2$) above the fair share, but significantly lower than elephants. This allows us to study a more realistic range of privacy costs, as the fair-share requirement for mice frequently restricts them to such low privacy costs that their practicality is severely limited. We consider a split of 50% mice, 25% hares and 25% elephants. We describe how we derive the full RDP vectors for the different requests when describing the workloads.

Instantiating the Utility Distribution. We assign each request a scalar *utility* to represent its expected utility to the organization. We model their distribution as a Cobb-Douglas production function [27] $Y = A \cdot L^\beta K^\alpha$, which is traditionally used to model production output as a function of labor (L) and capital (K) at a given total factor of productivity (A). We instantiate L with the privacy cost and K with the amount of data requested. Then, the function correctly predicts that with no budget or no data, no utility can be generated, and that utility increases as either one or both increase. In the function, α and β describe the elasticity of the relation and we set $\alpha = 1$ and $\beta = 2$, which roughly models that increases in privacy budget are usually more impactful than increases in the amount of data.¹⁰ Finally, we vary the factor of productivity A randomly ($A \stackrel{\$}{\leftarrow} [0.95, 1.05]$) to model application-level differences in real-world utility. For example, recommender systems can be useful even when relatively inaccurate, while fraud detection systems must achieve higher accuracy to provide value.

Workloads. We synthesize workloads consisting of a wide range of mechanisms from various domains. Specifically, we consider the Gaussian Mechanism [32] (GM), Laplace Mechanism [33] (LM), Sparse Vector Technique [34] (SVT), Randomized Response [76] (RR), NoisySGD Mechanism [18] (N-SGD), and PATE [60] (PATE). Given an (ϵ, δ) target, we can derive a corresponding RDP vector for each mechanism [75].

(W1:GM): The first workload consists purely of Gaussian Mechanisms realizing the predicate counting queries over the Census dataset [46, 67]. These queries are of the form SELECT Count(*) FROM x WHERE Φ , where Φ is a predicate over the first three PAs. We consider this as a best-case setting for allocation, as the Gaussian Mechanism is especially amenable to RDP composition. In addition, this workload is heavily partitioned and can therefore make full use of parallel composition.

(W2:Mix): In the second workload, we consider a more varied

⁹We provide values in ADP here for readability, but note that the actual requests and fair share are defined using RDP, which allows higher costs than the trivial fair share bound of $\epsilon = \frac{1}{400}$.

¹⁰A linear change in ϵ translates to an exponential increase in the range of allowed distributions.

mix of mechanisms. Specifically, the workload uses an equal distribution of GM, LM, SVT, and RR mechanisms, representing important key building blocks for database query tasks. For GM and LM, we consider the predicate counting queries from the previous workload. For SVT and RR, we consider global counting queries (i.e., without predicates) as this more naturally matches these systems. This represents a more realistic challenge as these mechanisms do not always compose efficiently among each other, and half of the requests do not exploit PAs.

(W3:ML): The third workload features a machine learning workload consisting of an equal mix between N-SGD and PATE based ML training. This workload considers only the fourth partitioning attribute, i.e., only 8 disjoint subsets. This models the fact that ML tasks usually do not have as many natural restrictions on the data they consider and tend to require large amounts of data in order to achieve acceptable results. We thus expect that despite the same privacy costs, fewer of the requests in this workload can be allocated.

We will make our evaluation framework for instantiating requests and utilities, along with the described workloads, available for further use by the community.

5.2 Evaluation Results

We briefly describe our implementation and experimental setup, before discussing the performance of our system both in terms of allocation quality and runtime.

Implementation & Experimental Setup. We implement a prototype of Cohere’s resource planner in Rust, consisting of roughly 13k SLOC. Given a batch of candidate requests, the resource planner computes the segments (c.f. §4.1), formulates an ILP (c.f. §4.3), and then uses the commercial Gurobi solver [42] to solve the ILP. Further, we implement a workload generator that uses autodp [75] to calibrate RDP privacy costs for different mechanisms. We will make our implementation of both available as open-source.

We run our experiments on up to 20 virtual cores with up to 160 GB of memory on a scientific cluster backed by host machines with 128-core AMD EPYC CPUs (2.60GHz), with 256 GB memory running CentOS 7. We perform the allocation for each workload on five instances randomly sampled by the workload generator. We first compute the relative utility of each run by dividing the sum of the utility of the accepted requests by the total utility of all requests in the run. We then compute the mean and standard error of the mean across the five instances of each workload.

Allocation Effectiveness. In Figures 5 to 7, we present the overall utility achieved by each of the four systems we evaluate (DPF, FCFS, ILP-Requests, ILP-Utility) both in versions exploiting PAs (w/PA) and without (w/o PA). We present the utility relative to the total utility of the candidate requests, but note that this varies per workload (because

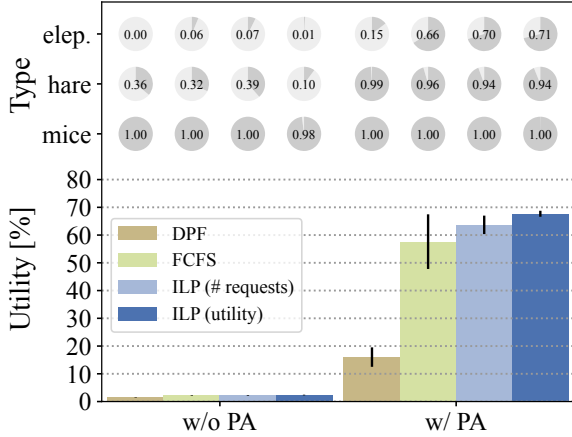


Figure 5: Evaluation of the allocation approaches on workload W1:GM, reporting utility and fraction of requests allocated.

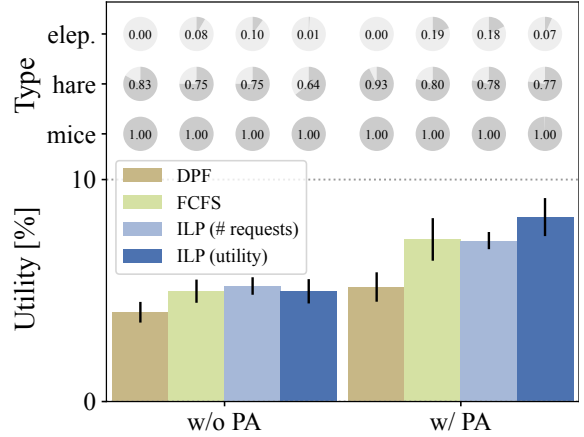


Figure 7: Evaluation of the allocation approaches on workload W3:ML, reporting utility and fraction of requests allocated.

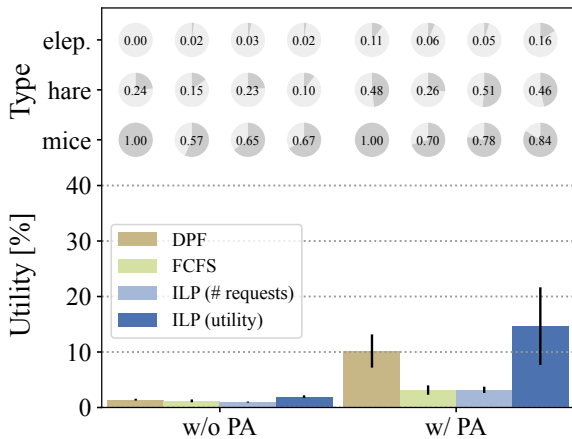


Figure 6: Evaluation of the allocation approaches on workload W2:Mix, reporting utility and fraction of requests allocated.

requests, including utilities, are drawn from random distributions) and that 100% utility does not represent an actually achievable allocation due to the constraints of the privacy budget. As a result, we focus on the relative differences between the approaches rather than the absolute utility achieved. In addition to the achieved utility, we show the fraction of mice, hares, and elephants in each allocation. Note that fairness corresponds to the allocation of all mice so DPF will always report a 100% fraction for mice. Together, these fractions also define the total number of requests allocated so we omit a separate statistic.

(W1:GM): The first workload (see Figure 5) presents an ideal case to highlight the impact of our fine-grained privacy analysis, showing that approaches utilizing PAs perform far better both in utility and when considering the fraction of requests allocated. The efficient composition between GM mechanisms means that, in the w/PA setting, the pressure on allocation is

relatively low, and the vast majority of requests can be allocated. However, even when considering PAs, DPF performs significantly worse than the other approaches, as it uses a heuristic that does not fully take into account the tradeoffs between requests with different data requirements (c.f. §4.2) which is particularly important for this highly-partitioned workload. As a result, it cannot allocate as many requests as the other approaches, and since it assigns low-cost (and therefore usually lower-utility) requests first, this means its allocation achieves only a fraction of the possible utility.

(W2:Mix): In the second workload (see Figure 6), there is a mix of requests acting on smaller partitions and dataset-wide requests. This introduces significantly more conflict between the request, resulting in lower utility across the board. We still see a noticeable contrast between approaches using our fine-grained privacy analysis (w/PA) and those that do not (w/o PA). However, the simple FCFS approach struggles here, as it will accept the non-partitioned requests as readily as the (much more efficient) partitioned ones. In this workload, ILP-Equal w/PA sometimes fails to find an optimal assignment within the allotted time, and also needs to fall back to a First-Come, First-Served approach. While DPF’s handling of partitioned requests is non-optimal, it nevertheless significantly outperforms the FCFS baseline in this approach in both utility and fraction of accepted requests. Finally, ILP-Utility performs significantly better when considering utility and still comes within 90% of the number of requests accepted by DPF.

(W3:ML): The Machine Learning workloads we consider in the third workload (see Figure 7) do not make significant use of partitioning. As a result, the impact of our fine-grained privacy analysis, while still noticeable, is significantly less pronounced. We note that this workload closely matches the workloads considered by Luo et al. [52]. Nevertheless, DPF is outperformed by all other approaches (both with and with-

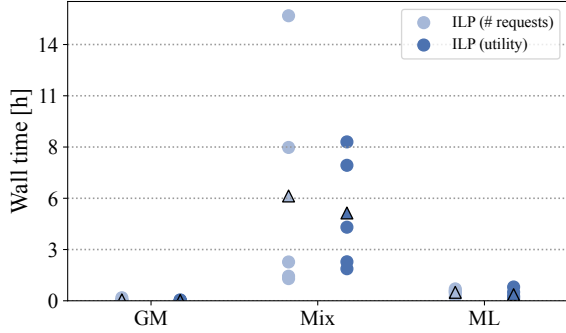


Figure 8: Runtime for W1-W3

out PAs) when considering utility, and by most approaches when considering the number of requests accepted. We also note that all approaches allocate 100% of the fair requests (i.e., mice). Overall, we see that DPF’s comparatively simple heuristics for accepting requests beyond the fair share significantly limit its applicability in settings where fairness is not the primary concern.

Across all workloads, Cohere (using ILP-Utility w/PA) consistently outperforms all other approaches. Specifically, it significantly outperforms the prior state-of-the-art [52] (DPF w/o PA), even when we extend the latter to support PAs (DPF w/PA). At the same time, we note that Cohere actually also allocates the vast majority of fair (i.e., mice) requests. The issue, therefore, is not that allocating the mice wastes privacy budget (their small cost makes them mostly a non-factor) but that the way DPF allocates the remaining non-fair requests (prioritizing smaller budget and (implicitly) data requirements) does not align with the non-linear dependency between privacy costs, dataset size, and accuracy that DP induces. Specifically, DPF will always first allocate the mice, then the hares, and only rarely, if sufficient budget is left over, a few of the high-utility elephants. In addition, DPF inherently requires the data requirements to be expressed as actual concrete user IDs, unnecessarily restricting which requests can be allocated together. In contrast, all other approaches require only the *number* of users and can then search for suitable user IDs from the set of not-yet-allocated users.

Performance Benchmark. In Figures 8 and 9 we present an overview over the runtime and memory consumption of Cohere. Predicting the complexity of solving an ILP instance is non-trivial and depends on a variety of factors. As a result, the high variance in performance we observe is to be expected. While the runtime on workloads with similar mechanisms (W1:GM and W3:ML) is significantly lower than when considering a mix of partitioned and non-partitioned mechanisms (W2:Mix). Intuitively, this seems reasonable because, in these settings, each acceptance decision tends to have a larger impact on the system. For example, a decision to include a

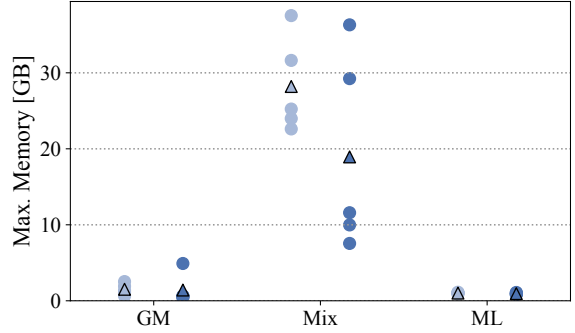


Figure 9: Memory for W1-W3

non-partitioned workload might make a completely different set of partitioned requests optimal. We note that runtime and memory consumption tend to be mostly correlated but that there is no correlation between runtime (or memory consumption) and whether we optimize for the number of requests or utility.

6 Conclusion

With Cohere, we show that it is possible to integrate advanced privacy management into existing data architectures and to automate the process of distributing scarce privacy resources. We show that the fine-grained privacy analysis that we introduce provides significant benefits, enabling more private requests to be met and satisfied for a given privacy budget. This significantly broadens the settings in which DP can be deployed without either becoming excessively restrictive or requiring a weakening of the guarantees to the point of meaningfulness.

In our evaluation, we show the power of ILP-based optimization. However, these (near-)optimal allocations come at a non-negligible overhead for complex mixes of workloads. However, the planning system is not on the critical path for day-to-day usage of the system, including the execution of DP applications that have been granted access. We believe that future work on dedicated algorithms designed to heuristically maximize utility will likely unlock the vast majority of the benefits at a drastically reduced cost.

Acknowledgments

We thank Lukas Burkhalter for his invaluable help in the early stages of the project and the PPS Lab team for their insightful input and feedback. We would also like to acknowledge our sponsors for their generous support, including Meta, Google, SNSF through an Ambizione Grant No. 186050, and the Semiconductor Research Corporation.

References

- [1] General data protection regulation (GDPR) – official legal text. <https://gdpr-info.eu/>, 2016. Accessed: 2022-12-21. [1](#)
- [2] Privitar: Enterprise data privacy software. <https://www.privitar.com/>, November 2016. Accessed: 2021-9-27. [1, 2](#)
- [3] Learning with privacy at scale. <https://machinelearning.apple.com/research/learning-with-privacy-at-scale>, 2017. Accessed: 2022-12-21. [1](#)
- [4] California consumer privacy act (CCPA). <https://oag.ca.gov/privacy/ccpa>, October 2018. Accessed: 2022-12-21. [1](#)
- [5] Apache hudi. <https://hudi.apache.org/>, 2021. Accessed: 2022-11-28. [4](#)
- [6] Apache iceberg. <https://iceberg.apache.org/>, 2021. Accessed: 2022-11-28. [4](#)
- [7] Data privacy software & CCPA compliance software. <https://ethyca.com/>, November 2021. Accessed: 2021-12-15. [2](#)
- [8] Unity catalog. <https://www.databricks.com/product/unity-catalog>, December 2021. Accessed: 2022-12-1. [1, 2, 5](#)
- [9] Universal cloud data access control. <https://www.immuta.com/>, 2021. Accessed: 2021-12-15. [2, 5](#)
- [10] Dataplex. <https://cloud.google.com/dataplex>, 2022. Accessed: 2022-12-21. [2](#)
- [11] Delta lake integrations. <https://delta.io/integrations/>, 2022. Accessed: 2022-11-22. [5](#)
- [12] Hype cycle for privacy, 2022. <https://www.gartner.com/en/documents/4017216>, 2022. Accessed: 2022-12-21. [1](#)
- [13] Microsoft purview data governance documentation. <https://learn.microsoft.com/en-us/azure/purview/>, 2022. Accessed: 2022-12-21. [2](#)
- [14] PipelineDP. <https://pipelinedp.io/>, 2022. Accessed: 2022-6-24. [5](#)
- [15] Tumult labs. <https://www.tmlt.io/>, 2022. Accessed: 2022-6-24. [1, 5](#)
- [16] Unified data security & access control - privacy compliance. <https://privacera.com/>, August 2022. Accessed: 2022-11-21. [2](#)
- [17] What is a data catalog. <https://www.ibm.com/topics/data-catalog>, 2022. Accessed: 2022-12-21. [2](#)
- [18] Martin Abadi, Andy Chu, Ian Goodfellow, H Brendan McMahan, Ilya Mironov, Kunal Talwar, and Li Zhang. Deep learning with differential privacy. July 2016. [1, 3, 10](#)
- [19] Ahmet Aktay and others. Google COVID-19 community mobility reports: Anonymization process description (version 1.1). April 2020. [1](#)
- [20] Michael Armbrust and others. Delta lake: high-performance ACID table storage over cloud object stores. *Proceedings VLDB Endowment*, 13(12):3411–3424, August 2020. [4](#)
- [21] Shailesh Bavadekar and others. Google COVID-19 search trends symptoms dataset: Anonymization process description (version 1.0). September 2020. [1](#)
- [22] Shailesh Bavadekar and others. Google COVID-19 vaccination search insights: Anonymization process description. July 2021. [1](#)
- [23] Nishant Bhajaria. Data privacy: A runbook for engineers. 2021. [4](#)
- [24] Benjamin Bichsel, Samuel Steffen, Ilija Bogunovic, and Martin Vechev. DP-Sniper: Black-Box discovery of differential privacy violations using classifiers. In *2021 IEEE Symposium on Security and Privacy (SP)*, pages 391–409, May 2021. [4](#)
- [25] Mark Bun and Thomas Steinke. Concentrated differential privacy: Simplifications, extensions, and lower bounds. May 2016. [5](#)
- [26] Long Cheng, Fang Liu, and Danfeng Daphne Yao. Enterprise data breach: causes, challenges, prevention, and future directions. *Wiley Interdiscip. Rev. Data Min. Knowl. Discov.*, 7(5):e1211, September 2017. [1](#)
- [27] Charles W Cobb and Paul H Douglas. A theory of production. *Am. Econ. Rev.*, 18(1):139–165, 1928. [10](#)
- [28] Nicholas Confessore. Cambridge Analytica and Facebook: The Scandal and the Fallout So Far. The New York Times, Online: <https://www.nytimes.com/2018/04/04/us/politics/cambridge-analytica-scandal-fallout.html>, April 2018. [1](#)
- [29] Damien Desfontaines. Local vs. central differential privacy. <https://desfontain.es/privacy/local-global-differential-privacy.html>, 2019. [3](#)

- [30] Damien Desfontaines. A bottom-up approach to making differential privacy ubiquitous. <https://desfontain.es/privacy/bottom-up-differential-privacy.html>, 2022. Accessed: 2022-6-7. 1
- [31] Damien Desfontaines. A list of real-world uses of differential privacy. <https://desfontain.es/privacy/real-world-differential-privacy.html>, 2022. Accessed: 2022-NA-NA. 1, 4
- [32] Cynthia Dwork, Krishnamurthy Kenthapadi, Frank McSherry, Ilya Mironov, and Moni Naor. Our data, ourselves: Privacy via distributed noise generation. In *Advances in Cryptology - EUROCRYPT 2006*, pages 486–503. Springer Berlin Heidelberg, 2006. 3, 10
- [33] Cynthia Dwork, Frank McSherry, Kobbi Nissim, and Adam Smith. Calibrating noise to sensitivity in private data analysis. In *Proceedings of the Third conference on Theory of Cryptography, TCC'06*, pages 265–284, Berlin, Heidelberg, March 2006. Springer-Verlag. 1, 5, 10
- [34] Cynthia Dwork, Moni Naor, Omer Reingold, Guy N Rothblum, and Salil Vadhan. On the complexity of differentially private data release. In *Proceedings of the 41st annual ACM symposium on Symposium on theory of computing - STOC '09*, New York, New York, USA, 2009. ACM Press. 10
- [35] Cynthia Dwork and Aaron Roth. The algorithmic foundations of differential privacy. *Found. Trends Theor. Comput. Sci.*, 9(3-4):211–407, 2014. 7
- [36] Cynthia Dwork, Guy N Rothblum, and Salil Vadhan. Boosting and differential privacy. In *2010 IEEE 51st Annual Symposium on Foundations of Computer Science*, pages 51–60, October 2010. 3
- [37] Úlfar Erlingsson. Introducing TensorFlow privacy: Learning with differential privacy for training data. <https://blog.tensorflow.org/2019/03/introducing-tensorflow-privacy-learning.html>, 2019. Accessed: 2022-6-24. 1, 5
- [38] Úlfar Erlingsson, Vasyl Pihur, and Aleksandra Korolova. RAPPOR: Randomized aggregatable Privacy-Preserving ordinal response. In *Proceedings of the 21st ACM Conference on Computer and Communications Security*, Scottsdale, Arizona, 2014. 1, 3
- [39] Vitaly Feldman and Tijana Zrnic. Individual privacy accounting via a renyi filter. *Adv. Neural Inf. Process. Syst.*, 2020. 3, 7
- [40] Marco Gaboardi, James Honaker, Gary King, Jack Murtagh, Kobbi Nissim, Jonathan Ullman, and Salil Vadhan. PSI (Ψ): a private data sharing interface. September 2016. 5
- [41] Ali Ghodsi, Matei Zaharia, Benjamin Hindman, Andy Konwinski, Scott Shenker, and Ion Stoica. Dominant resource fairness: fair allocation of multiple resource types. In *Proceedings of the 8th USENIX conference on Networked systems design and implementation, NSDI'11*, pages 323–336, USA, March 2011. USENIX Association. 7
- [42] L L C Gurobi Optimization. Gurobi optimizer reference manual, 2022. 7, 9, 10
- [43] Andreas Haeberlen, Benjamin C Pierce, and Arjun Narayan. Differential privacy under fire. In *20th USENIX Security Symposium (USENIX Security 11)*, 2011. 4
- [44] Samuel Haney, Damien Desfontaines, Luke Hartman, Ruchit Shrestha, and Michael Hay. Precision-based attacks and interval refining: how to break, then fix, differential privacy on finite computers. July 2022. 4
- [45] Peter Kairouz, Sewoong Oh, and Pramod Viswanath. The composition theorem for differential privacy. *IEEE Trans. Inf. Theory*, 63(6):4037–4049, June 2017. 3
- [46] Ios Kotsogiannis, Yuchao Tao, Xi He, Maryam Fanaeepour, Ashwin Machanavajjhala, Michael Hay, and Jerome Miklau. PrivateSQL: a differentially private SQL query engine. *Proceedings VLDB Endowment*, 12(11):1371–1384, July 2019. 10
- [47] Mathias LéCuyer. Practical privacy filters and odometers with rényi differential privacy and applications to differentially private deep learning. March 2021. 3, 7, 8
- [48] Mathias LéCuyer, Riley Spahn, Kiran Vodrahalli, Roxana Geambasu, and Daniel Hsu. Privacy accounting and quality control in the sage differentially private ML platform. *SOSP '19*, pages 181–195, New York, NY, USA, 2019. Association for Computing Machinery. 2, 6, 7
- [49] Justina Logozzo. PII compliance tool: Data classification & security. <https://www.alation.com/solutions/privacy-risk-and-compliance/pii-discovery-and-classification/>, June 2020. Accessed: 2022-12-13. 1
- [50] Ben Lorica, Michael Armbrust, Ali Ghodsi, Reynold Xin, and Matei Zaharia. What is a lakehouse? <https://databricks.com/blog/2020/01/30/what-is-a-data-lakehouse.html>, January 2020. Accessed: 2021-10-14. 4

- [51] Fred Lu, Joseph Munoz, Maya Fuchs, Tyler LeBlond, Elliott Zaresky-Williams, Edward Raff, Francis Ferraro, and Brian Testa. A general framework for auditing differentially private machine learning. October 2022. 4
- [52] Tao Luo, Minggen Pan, Pierre Tholoniati, Asaf Cidon, Roxana Geambasu, and Mathias Lécuyer. Privacy budget scheduling. In *15th USENIX Symposium on Operating Systems Design and Implementation (OSDI 21)*, pages 55–74. USENIX Association, July 2021. 2, 4, 5, 6, 7, 9, 10, 11, 12
- [53] Xin Lyu. Composition theorems for interactive differential privacy. July 2022. 3, 7
- [54] Frank D McSherry. Privacy integrated queries: an extensible platform for privacy-preserving data analysis. In *Proceedings of the 2009 ACM SIGMOD International Conference on Management of data, SIGMOD '09*, pages 19–30, New York, NY, USA, June 2009. Association for Computing Machinery. 2, 5, 6
- [55] Ilya Mironov. On significance of the least significant bits for differential privacy. In *Proceedings of the 2012 ACM conference on Computer and communications security, CCS '12*, pages 650–661, New York, NY, USA, October 2012. Association for Computing Machinery. 4
- [56] Ilya Mironov. Renyi differential privacy. February 2017. 3, 5
- [57] Tamara T Mueller, Dmitrii Usynin, Johannes C Paetzold, Daniel Rueckert, and Georgios Kaissis. SoK: Differential privacy on Graph-Structured data. March 2022. 3
- [58] Lily Hay Newman. The alleged capital one hacker didn't cover her tracks. <https://www.wired.com/story/capital-one-hack-credit-card-application-data/>. Accessed: 2022-12-13. 1
- [59] Team OpenDP. The OpenDP white paper, 2020. 5
- [60] Nicolas Papernot, Shuang Song, Ilya Mironov, Ananth Raghunathan, Kunal Talwar, and Úlfar Erlingsson. Scalable private learning with PATE. February 2018. 2, 10
- [61] Ryan Rogers, Adrian Rivera Cardoso, Koray Mancuhan, Akash Kaura, Nikhil Gahlawat, Neha Jain, Paul Ko, and Parvez Ahammad. A members first approach to enabling LinkedIn's labor market insights at scale. October 2020. 1
- [62] Ryan Rogers, Aaron Roth, Jonathan Ullman, and Salil Vadhan. Privacy odometers and filters: Pay-as-you-Go composition. May 2016. 3
- [63] Ryan Rogers, Subbu Subramaniam, Sean Peng, David Durfee, Seunghyun Lee, Santosh Kumar Kancha, Shradha Sahay, and Parvez Ahammad. LinkedIn's audience engagements API. *JPC J. Planar Chromatogr. - Mod. TLC*, 11(3), December 2021. 5
- [64] Edo Roth, Karan Newatia, and Yiping Ma. Mycelium: Large-Scale distributed graph queries with differential privacy. 2021. 3
- [65] Edo Roth, Daniel Noble, Brett Hemenway Falk, and Andreas Haeberlen. Honeycrisp: Large-Scale differentially private aggregation without a trusted core. In *Proceedings of the 27th ACM Symposium on Operating Systems Principles, SOSP '19*, pages 196–210, New York, NY, USA, 2019. Association for Computing Machinery. 3
- [66] Edo Roth, Hengchu Zhang, Andreas Haeberlen, and Benjamin C Pierce. Orchard: Differentially private analytics at scale. In *14th USENIX Symposium on Operating Systems Design and Implementation (OSDI 20)*, pages 1065–1081. USENIX Association, November 2020. 3
- [67] William Sexton, John M Abowd, Ian M Schmutte, and Lars Vilhuber. Synthetic population housing and person records for the united states, May 2017. 10
- [68] Aashaka Shah, Vinay Banakar, Supreeth Shastri, Melissa Wasserman, and Vijay Chidambaram. Analyzing the impact of GDPR on storage systems. In *Proceedings of the 11th USENIX Conference on Hot Topics in Storage and File Systems, HotStorage'19*, page 4, USA, July 2019. USENIX Association. 1
- [69] Supreeth Shastri, Vinay Banakar, Melissa Wasserman, Arun Kumar, and Vijay Chidambaram. Understanding and benchmarking the impact of GDPR on database systems. *Proceedings VLDB Endowment*, 13(7):1064–1077, March 2020. 1
- [70] Supreeth Shastri, Melissa Wasserman, and Vijay Chidambaram. The seven sins of personal-data processing systems under GDPR. In *Proceedings of the 11th USENIX Conference on Hot Topics in Cloud Computing, HotCloud'19*, page 1, USA, July 2019. USENIX Association. 1
- [71] Josh Smith, Hassan Jameel Asghar, Gianpaolo Gioiosa, Sirine Mrabet, Serge Gaspers, and Paul Tyler. Making the most of parallel composition in differential privacy. *Proc. Priv. Enhancing Technol.*, 2022(1):253–273, January 2022. 6
- [72] Theresa Stadler, Bristena Oprisanu, and Carmela Troncoso. Synthetic data – anonymisation groundhog day. November 2020. 4

- [73] US Census Bureau. Census.gov. <https://www.census.gov/>, 2022. Accessed: 2022-12-21. 1
- [74] Salil Vadhan and Wanrong Zhang. Concurrent composition theorems for all standard variants of differential privacy. July 2022. 3
- [75] Yu-Xiang Wang. AutoDP: A flexible and easy-to-use package for differential privacy. <https://github.com/yuxiangw/autodp>, 2021. Accessed: 2022-11-30. 10
- [76] Stanley Warner. Randomized response: a survey technique for eliminating evasive answer bias. *J. Am. Stat. Assoc.*, 60(309):63–66, March 1965. 10
- [77] Justin Whitehouse, Aaditya Ramdas, Ryan Rogers, and Zhiwei Steven Wu. Fully adaptive composition in differential privacy. March 2022. 3
- [78] Royce J Wilson, Celia Yuxin Zhang, William Lam, Damien Desfontaines, Daniel Simmons-Marengo, and Bryant Gipson. Differentially private SQL with bounded user contribution. *Proceedings on Privacy Enhancing Technologies*, 2020(2):230–250, April 2020. 3, 5
- [79] Ashkan Yousefpour, Igor Shilov, Alexandre Sablayrolles, Davide Testuggine, Karthik Prasad, Mani Malek, John Nguyen, Sayan Ghosh, Akash Bharadwaj, Jessica Zhao, Graham Cormode, and Ilya Mironov. Opacus: User-Friendly differential privacy library in PyTorch. September 2021. 5
- [80] Hengchu Zhang, Edo Roth, Benjamin C Pierce, Aaron Roth, and Andreas Haeberlen. Testing differential privacy with dual interpreters. In *35th ACM SIGPLAN International Conference on Object-Oriented Programming Systems, Languages, and Applications (OOPSLA '20)*, November 2020. 4