


A BENCHMARK GENERATOR FOR COMBINATORIAL TESTING

A PREPRINT

 **Carlos Ansotegui**
Logic & Optimization Group
Universitat de Lleida
carlos.ansotegui@udl.cat

 **Eduard Torres**
Logic & Optimization Group
Universitat de Lleida
eduard.torres@udl.cat

Submitted to IEEE Transactions on Software Engineering on September 21, 2022

ABSTRACT

Combinatorial Testing (CT) tools are essential to test properly a wide range of systems (train systems, Graphical User Interfaces (GUIs), autonomous driving systems, etc). While there is an active research community working on developing CT tools, paradoxically little attention has been paid to making available enough resources to test the CT tools themselves. In particular, the set of available benchmarks to assess their correctness, effectiveness and efficiency is rather limited. In this paper, we introduce a new generator of CT benchmarks that essentially borrows the structure contained in the plethora of available Combinatorial Problems from other research communities in order to create meaningful benchmarks. We additionally perform an extensive evaluation of CT tools with these new benchmarks. Thanks to this study we provide some insights on under which circumstances a particular CT tool should be used.

Keywords Combinatorial Testing · Benchmark Generator · Covering Arrays · Satisfiability

1 Introduction

Technology has become an essential part of our daily lives. Unfortunately, bugs, errors and faults are also highly tied to technology systems. Therefore, one of the main goals of any system's designer is to efficiently and effectively test these systems to detect and fix as many of these faults in a controlled environment prior to the deployment of the real application.

More precisely, by System Under Test (SUT), we refer to a black box with a set of input parameters P , which take values from a finite domain, and performs some task that we can check to confirm the SUT is working as designed. To model that there are configurations of values for these input parameters which are *not allowed* we can use a set of SUT constraints φ that encode these *forbidden* configurations.

The term Combinatorial Testing (CT) Nie and Leung [2011] encompasses testing techniques in which multiple combinations of the input parameters are used to perform testing of the software product. The main idea behind CT approaches is that, in general, errors are produced by the interaction of a *relatively small* set of parameters Kuhn et al. [2004]. Therefore, a reasonable number of tests can suffice to detect bugs in the SUT.

Paradoxically, the main drawback when designing CT tools, which are used to test other tools, is the absence of a rich collection of SUT benchmarks to test empirically the correctness and goodness of these CT tools. This is particularly true when we deal with CT tools for SUTs with constraints since unless we obtain benchmarks (SUTs with constraints) from the industry field, we have to *artificially* generate them. Moreover, we also want to control the hardness of the constraints associated with the SUT.

In the literature, we find a limited collection of benchmarks for SUT with constraints. In Cohen et al. [2008] we find 5 real-world benchmarks and 30 artificially generated benchmarks considering the features of the real-world ones. In Segall et al. [2011] the authors provide 20, relatively easy, real-world benchmarks, and in Yu et al. [2015], Yamada et al. [2016] we find two and one real-world benchmark respectively. Finally, in Tzoref-Brill and Maoz [2018] there are 116 versions of 48 real-world benchmarks.

The absence of a rich collection of benchmarks, in contrast to other disciplines, such as in the Satisfiability research community Biere et al. [2021], is a source of an endless list of disadvantages. This prevents the CT community from having a deeper understanding of the competitiveness of CT tools and slows down the development of new algorithms and tools. Moreover, current CT tools can be biased toward solving problems that are similar to the reduced set of available benchmarks, and, last but not least, makes it difficult to run competitions in the field, events that historically have boosted the research in other disciplines¹.

In the SAT community, the automatic generation of SAT instances close to real-world problems is actually listed in Selman et al. [1997] as CHALLENGE 10: "Develop a generator for problem instances that have computational properties that are more similar to real-world instances". It comes as no surprise we have a similar challenge in the CT community.

In this paper, we present a new generator for SUTs with constraints. We take an original approach since the SUT will actually be a *subproblem* of an existing decision combinatorial problem. In particular, we will focus on the SAT problem and SAT instances. In this sense, we fix some variables in the SAT instance and simplify the formula by applying some incomplete inference Boolean mechanisms such as Unit Propagation. From the variables in the new remaining subformula, we select some Boolean variables to be the input parameters of the new SUT and the rest to be auxiliary variables. The clauses in the subformula become the constraints of the new SUT.

Our approach allows in a natural way access to the rich diversity of constraints that belong to the plethora of industrial, crafted and random SAT instances available in the SAT community.

Moreover, the current SUT benchmarks available in the literature do contain a set of constraints that we can consider *easy* from the point of view of its computational hardness. We should expect these sets of constraints to be *harder* as CT techniques are applied to more complex real-world scenarios. In this sense, we show how to control empirically the hardness of the constraints included in the SUT.

Equipped with this new generator of SUTs with constraints, we generate a new set of SUT benchmarks and conduct an extensive evaluation on some of the available CT tools. In particular, we focus on the evaluation of the IPOG Lei et al. [2008] and BOT-its Ansótegui et al. [2021a], Yamada et al. [2016] algorithms. Thanks to our experimental investigation we are able to come up with some new interesting recipes on when to use a particular CT tool to test a given SUT. As an additional contribution, we will make available to the community the generated benchmarks as well as the generator.

This paper is structured as follows: Section 2 presents our approach to generate SUT with constraints benchmarks. First of all, we start by introducing several definitions and examples related to CT. Then, we review some of the most widely-used formats to represent SUT with constraints and extend one of them in Section 2.1.5 to make more convenient the representation of the generated SUT constraints. Then, in Section 2.2 we describe in detail the *SUT-G* generator. In Section 3 we summarize two well-known algorithms for building Mixed Covering Arrays with Constraints (MCACs), a particular CT problem. Later, in our experimental evaluation (Section 4.3), we use these algorithms to solve benchmarks generated with the *SUT-G* generator to try to provide another point of view on the behaviour of these MCAC algorithms. Thanks to this experimental evaluation, we are able to provide in Section 5 several recipes to effectively apply MCAC generation tools to real-world scenarios. Finally, we conclude this work in Section 6.

2 Generating SUTs with Constraints

In this section, we present the *SUT-G* generator, a novel benchmark generator that can craft Systems Under Test (SUT) models with constraints from any SAT instance. First of all, we review some of the current state-of-the-art formats to represent SUTs with constraints and propose an extended format to represent SUT constraints more conveniently in some scenarios. Finally, we describe the *SUT-G* generator, the second main contribution of this paper.

To start, we introduce some definitions and examples.

Definition 1. A System Under Test (SUT) model is a tuple $\langle P, \varphi \rangle$, where P is a finite set of variables p of finite domain, called SUT parameters, and φ is a set of constraints on P , called SUT constraints, that implicitly represents the parameterizations that the system accepts. We denote by $d(p)$ and g_p , respectively, the domain and the cardinality domain of p . For the sake of clarity, we will assume that the system accepts at least one parameterization.

In the following, we assume $S = \langle P, \varphi \rangle$ to be a SUT model. We will refer to P as S_P , and to φ as S_φ .

¹The CT community has recently organized also a competition: <https://fmselab.github.io/ct-competition/Competition2022.html>

Example 1. Consider an online service that offers a web page and a mobile application that share the same code base. We want to find potential failures given different OS, platforms, screen resolutions and orientations. The definition of this example SUT S regarding its parameters S_P is the following:

$$\begin{aligned} OS (OS) &\in \{Linux (L), Windows (W), \\ &\quad Mac (M), iOS (i), Android(A)\} \\ Platform (Pl) &\in \{Firefox (F), Safari (S), \\ &\quad Chrome (C), App (A)\} \\ Resolution (Re) &\in \{4K (K), FHD (F), HD (H), \\ &\quad WXGA (W)\} \\ Orientation (Or) &\in \{Portrait (P), Landscape (L)\} \end{aligned}$$

In this scenario we also have a set of SUT constraints S_φ :

$$((OS = L) \vee (OS = W) \vee (OS = M)) \rightarrow ((Or = L) \wedge (Pl \neq A)) \quad (1)$$

$$(Pl = S) \rightarrow ((OS = M) \vee (OS = i)) \quad (2)$$

$$((OS = i) \vee (OS = A)) \rightarrow (Re \neq K) \quad (3)$$

Whenever the OS is *Linux*, *Windows* or *Mac*, the Orientation must be *Landscape* and the Platform cannot be *App* (equation (1)). When the Platform is *Safari*, the OS must be *Mac* or *iOS* (equation (2)). Finally, for *iOS* and *Android* the Resolution cannot be *4K* (equation (3)).

2.1 Available formats for representing SUTs

We review four of the most widely used formats for representing SUT models.

2.1.1 The CASA format

CASA Garvin et al. [2009] is CT tool for building Covering Arrays through Simulated Annealing. This tool defines a SUT format² that is still used by some recent tools such as WCA Fu et al. [2020] or AutoCCAG Luo et al. [2021].

This format consists of two separate files: the `.model` file, which defines the SUT parameters and their domains, and the `.constraints`, which define the SUT constraints.

For the `.model` file, we must define the number of parameters of the SUT, the desired *strength* of the interactions, and the domain of the parameters. No more information can be added to the `.model` file. In Figure 1 we show the associated CASA model file for Example 1 and strength $t = 2$.

```
4
2
5 4 4 2
```

Figure 1: CASA model file for Example 1

Regarding constraints, these can only be represented as conjunctions of disjunctions (i.e. CNF format). We must specify the total number of clauses and for each clause its number of symbols. These symbols (also named as literals) can only refer to parameters' values, and they are derived from the parameter order defined in the model file, starting from 0. Literals can be positive or negative. For example, in Example 1, $OS = Linux$ would be symbol 1, $OS = Windows$ symbol 2, and so on. Figure 2 shows the CASA constraints for Example 1, where we have manually converted the SUT constraints to CNF.

Notice that this format for SUT constraints does not allow auxiliary variables (i.e. all the literals that appear in the constraints must be part of the defined parameters). As we will discuss in Section 2.1.4, auxiliary variables are very useful to represent certain SUT constraints in a more convenient way.

²The full CASA format specification can be found in <http://cse.unl.edu/~citportal/citportal/academic>

```

9
2
- 0 + 14
2
- 1 + 14
2
- 2 + 14
2
- 0 - 8
2
- 1 - 8
2
- 2 - 8
2
- 4 - 9
2
- 3 - 9
3
- 6 + 2 + 3

```

Figure 2: CASA constraints file for Example 1

```

OS: L, W, M, i, A
Pl: F, S, C, A
Re: K, F, H, W
Or: P, L

```

```

IF ([OS] = "L" OR [OS] = "W" OR [OS] = "M")
THEN ([Or] = "L" AND [Pl] <> "A")
IF [Pl] = "S" THEN ([OS] = "M" OR [OS] = "i")
IF ([OS] = "i" OR [OS] = "A") THEN [Re] <> "K"

```

Figure 3: Representation of SUT in Example 1 in PICT format

2.1.2 The PICT format

PICT Czerwonka [2006] is another CT tool that also defines its own format for representing SUT models³.

This is a more advanced format than CASA (see Section 2.1.1) and offers more features in terms of the definition of the SUT.

In this case, all the SUT is defined using a single `.pict` file. Unlike in CASA, in PICT we can define the name of the parameter, its type (*string* or *numeric*) and, for *strings*, the name of the parameter's values. This can be useful to better understand the definition of the SUT, as well as the output test suite.

Regarding SUT constraints, PICT offers *if-then* operands, as well as negations, conjunctions and disjunctions. SUT constraints are the conjunction of all the defined constraints.

PICT also provide additional features for its format such as negative testing or weighting. Its full definition can be found here: <https://github.com/microsoft/pict/blob/main/doc/pict.md>

Figure 3 shows Example 1 expressed in PICT format.

2.1.3 The CTWedge format

CTWedge Gargantini and Radavelli [2018] is a CT tool that also defines its own SUT format⁴.

³The full specification for the PICT format can be found here: <https://github.com/microsoft/pict/blob/main/doc/pict.md>

⁴The grammar of the CTWedge format can be found here: <https://github.com/fmselab/ctwedge/blob/master/ctwedge.parent/ctwedge/src/ctwedge/CTWedge.xtext>

```

Model MySUT

OS: { L W M i A }
Pl: { F S C A }
Re: { K F H W }
Or: { P L }

Constraints:
  # (OS == "L" || OS == "W" || OS == "M") =>
    (Or == "L" && Pl != "A") #
  # Pl == "S" => (OS == "M" || OS == "i") #
  # (OS == "i" || OS == "A") => Re != "K" #

```

Figure 4: Representation of SUT in Example 1 in CTWedge format

```

[System]
Name: MySUT
[Parameter]
OS (enum) : L,W,M,i,A
Pl (enum) : F,S,C,A
Re (enum) : K,F,H,W
Or (enum) : P,L
[Constraint]
C1: (OS = "L" || OS = "W" || OS = "M") =>
    (Or = "L" && Pl != "A")
C2: Pl = "S" => (OS = "M" || OS = "i")
C3: (OS = "i" || OS = "A") => Re != "K"

```

Figure 5: Representation of SUT in Example 1 in ACTS format

As in PICT (see Section 2.1.2), CTWedge also allows to name parameters and values, as well as to define their type (which can be *Bool*, *Enumerative* and *Range*).

To define constraints, it also allows to use negation, conjunction, disjunction and implication operands, and SUT constraints are the conjunction of all the defined constraints. As in all the previous cases, this format also does not support auxiliary variables.

Figure 4 shows Example 1 represented using the CTWedge format.

2.1.4 The ACTS format

ACTS Borazjany et al. [2012] is one of the most widely used CT tools for building Covering Arrays. It implements several CT algorithms, and also defines its own format for defining SUTs⁵.

As in PICT and CTWedge (Sections 2.1.2 and 2.1.3), in ACTS we can define the name of the parameter, its type (int, enum or bool) and, for *enums*, the name of the parameter's values.

Regarding SUT constraints, ACTS allows the usage of implications, conjunctions and disjunctions to define a constraint. SUT constraints are defined as the conjunction of each of the defined constraints. All the symbols that appear in the SUT constraints must refer to some defined parameter and value, and as we have seen in all the previous formats, auxiliary variables cannot be represented using ACTS.

The ACTS format also has additional features, such as support for mixed interaction strength (where the user can specify different strengths for different subsets of parameters).

In Figure 5 we show Example 1 represented using the ACTS format.

⁵The full specification of the ACTS format can be found in https://csrc.nist.gov/groups/SNS/acts/documents/acts_user_guide_2.92.pdf

2.1.5 The new *Extended ACTS* format

Here, we propose an extension of the ACTS format (see Section 2.1.4) to describe SUTs with constraints.

As we have seen in Section 2.1, none of the reviewed formats supports the addition of *auxiliary variables* to the SUT constraints. In other words, all the symbols that appear in the SUT constraints must refer to some parameter’s value in the SUT. This can be an important limitation of the current formats, as it will be more convenient to represent certain constraints using auxiliary variables (see Section 2.2).

Essentially, we propose a simple extension to the ACTS format described in Section 2.1.4. In particular, we define a new section on the format under the tag `[Auxiliar]` where the user can define the list of auxiliary variables that will appear in the set of constraints. Auxiliary variables are defined using the same syntax as parameters and can be of any of their types (see Section 2.1.4). Then, both the parameters and the auxiliary variables can be freely used in the SUT constraints.

In the next section, we present the *SUT-G* generator, which uses the *Extended ACTS* format to represent the generated SUT constraints.

2.2 The *SUT-G* Generator

The *SUT-G* generator that we present in this section generates a SUT instance taking as input a SAT instance. Therefore, we first present several definitions regarding the SATisfiability (SAT) problem Biere et al. [2021].

Definition 2. A literal is a propositional variable x or a negated propositional variable $\neg x$. A clause is a disjunction of literals. A Conjunctive Normal Form (CNF) formula, also called SAT instance, is a conjunction of clauses.

Definition 3. A truth assignment for an instance φ is a mapping that assigns to each propositional variable in φ either 0 (False) or 1 (True). A truth assignment is *partial* if the mapping is not defined for all the propositional variables in φ .

Definition 4. A truth assignment I satisfies a literal x ($\neg x$) if I maps x to 1 (0); otherwise, it is falsified. A truth assignment I satisfies a clause if I satisfies at least one of its literals; otherwise, it is violated or falsified. Given a partial truth assignment I , a literal or a clause is undefined if it is neither satisfied nor falsified. A clause c is a unit clause under I if c is not satisfied by I and contains exactly one undefined literal.

Definition 5. A SAT instance φ is satisfiable if there is a truth assignment I , called model, such that I satisfies all the clauses in φ . Otherwise, φ is unsatisfiable. The Satisfiability (SAT) problem SAT problem is to determine whether a SAT instance is satisfiable.

Definition 6. We refer as SAT solver to the implementation of an algorithm that takes as input a SAT instance and decides the SAT problem. The solver is said to be incremental if the input SAT instance can be modified and solved again while reusing some information from previous steps.

Definition 7. Given a SAT instance φ and a partial truth assignment I , we refer as Unit Propagation, denoted by $UP(I, \varphi)$, to the Boolean inference mechanism (propagator) defined as follows: Find a unit clause in φ under I , where l is the undefined literal. Then, propagate the unit clause, i.e. extend I with $x = 1$ ($x = 0$) if $l \equiv x$ ($l \equiv \neg x$) and repeat the process until a fixpoint is reached or a conflict is derived (i.e. a clause in φ is falsified by I).

We refer to $UP(I, \varphi)$ simply as $UP(\varphi)$ when I is empty.

Figure 6 shows the interface of a modern incremental SAT solver.

```

1: {Attributes}
2: n_vars {number of variables of the formula loaded}
3: n_conflicts {num. conflicts of the last call to solve}
4: core {last core found}
5: model {last model found}
6:
7: {Methods}
8: function add_clause(c : clause)
9: function solve(assumps : literals)
10: function propagate(assumps : literals)
11: function set_seed(seed : int)

```

Figure 6: Interface of a modern incremental SAT solver

The input instance can be added to the SAT solver using *add_clause*, which adds the specified clause to the solver.

The *solve* method is one of the main methods of the SAT solver. It returns SAT (UNSAT) if the input formula is satisfiable (unsatisfiable), and sets the variable *model* (*core*) to the corresponding model (unsatisfiable core), as well as the variable *n_conflicts* to the number of conflicts produced in this call. Additionally, the *solve* method can receive a list of assumptions *assumps* as a parameter, which will place an *assumption* on the truth value of each of its literals before starting the solving process.

Regarding the *propagate* method, it will apply Unit Propagation over the input instance, and can also receive a list of assumptions *assumps* that it will *assume* before. This method returns the list of propagated literals.

Finally, we use the *set_seed* method to set the Random Number Generator seed of the SAT solver to the given *seed*.

All these methods will be used in the description of the *SUT-G* generator.

As we mentioned in Section 2.1.5, SUT-G will generate SUT models with constraints with auxiliary variables. Typically auxiliary variables are used to avoid the combinatorial explosion when translating constraints into CNF. For example, when we convert a Non-CNF circuit into CNF using the Tseitin transformation Tseitin [1983] that introduces fresh auxiliary variables. Also, auxiliary variables are used to translate into CNF well-known constraints, such as cardinality constraints or Pseudo-Boolean constraints Eén and Sörensson [2006]. Thanks to these variables, the translation is arc-consistent yet tractable in terms of size. Additionally, the introduction of auxiliary variables has been shown to be beneficial for SAT solvers in terms of boosting their performance Ansótegui and Manyà [2004].

Require: SAT formula φ , Number of SUT input parameters n , Max conflicts c_{max} , Min conflicts c_{min} , Assumptions increase $\Delta_{\mathcal{A}}$, Assumptions decrease $\nabla_{\mathcal{A}}$, Seeds \mathcal{S} , Maximum number of tries MAX_TRIES

Ensure: SUT model S

```

1:  $\langle \text{status}, \mathcal{A} \rangle \leftarrow \text{find\_satisfiable\_subproblem}(\varphi, n, c_{max}, c_{min}, \Delta_{\mathcal{A}}, \nabla_{\mathcal{A}}, \mathcal{S}, MAX\_TRIES)$ 
2: if status = FAIL then
3:   return None
4: end if
5:
6: {Generate the constraints of the SUT}
7: for  $lit \in \mathcal{A}$  do
8:   {Add each literal in  $\mathcal{A}$  to  $\varphi$  as unit clause}
9:    $\varphi \leftarrow \varphi \cup \{\{lit\}\}$ 
10: end for
11:  $\varphi' \leftarrow \text{simplify}(\varphi)$ 
12: {Select the input parameters of the SUT}
13:  $P \leftarrow \text{sample}(\varphi'.vars, n)$ 
14:  $SUT \leftarrow \langle P, \varphi' \rangle$ 
15: return  $SUT$ 

```

Figure 7: SUT Generation algorithm from SAT instances

Algorithm 7 shows the pseudocode of the proposed *SUT-G* generator. Essentially, this generator receives a SAT formula φ and returns a SUT model with constraints, where this input formula φ has been adapted to the desired difficulty. We need a *hardness measure* to adapt φ , and in our case, we decided to use the number of conflicts the SAT solver needs on average to solve the instance.

Aside from φ , *SUT-G* receives as input parameters the number of parameters n of the output SUT, the maximum and minimum number of conflicts of the SUT constraints (c_{max} and c_{min}), and other parameters that control several aspects of SUT generation that will be explained later ($\Delta_{\mathcal{A}}$, $\nabla_{\mathcal{A}}$, \mathcal{S} and MAX_TRIES).

On a high level, the *SUT-G* generator will try to find a satisfiable subproblem over the input formula φ (line 1). This subproblem will match all the requirements specified in the input parameters of the algorithm. In case the input formula is unsatisfiable or if the requirements cannot be fulfilled, the `find_satisfiable_subproblem` method will return a *fail* status and the generator will exit. Otherwise, `find_satisfiable_subproblem` will return a *success* status and a list of assumptions that will adapt the input formula to the hardness requirements when applied to the original formula φ .

To apply these modifications to the original formula, we just add as unit clauses each literal in \mathcal{A} (lines 7 and 9). Then, we *simplify* this formula to obtain φ' (line 11), which will become the SUT constraints.

This simplification process propagates all the unit clauses in the formula and obtains a list of literals *lits* with a fixed value. Then, it iterates all the clauses in φ and eliminates all the ones that have a literal in *lits* (i.e. this clause is satisfied

and can be ignored in the resulting formula). On the other hand, if a literal in a clause appears with opposite polarity in *lits* we can remove this literal from the clause. Finally, we rename the variables in the new formula to ensure that all the variables from 1 to $\varphi'.n_vars$ appear in the constraints.

To finish the generation of the SUT, we just have to select its parameters. In this case, they are randomly selected from 1 to $\varphi'.n_vars$ taking into account the number of parameters n specified by the user (line 13). The rest of the variables in φ' will be auxiliary variables.

Figure 8 shows the auxiliary functions used by the *SUT-G* generator.

```

1: function find_satisfiable_subproblem( $\varphi, n, c_{max}, c_{min}, \Delta_{\mathcal{A}}, \nabla_{\mathcal{A}}, \mathcal{S}, MAX\_TRIES$ )
2:  $sat \leftarrow$  incremental SAT solver initialized with  $\varphi$ 
3:  $\mathcal{A} \leftarrow \emptyset$ 
4:  $\langle model, c \rangle \leftarrow solve\_subproblem(sat, \mathcal{A}, \mathcal{S})$ 
5: if  $model = \emptyset$  or  $sat.n\_vars - |sat.propagate(\mathcal{A})| < n$  or  $c < c_{min}$  then
6:   return  $\langle FAIL, - \rangle$ 
7: end if
8:  $tries \leftarrow 1$ 
9: while  $tries < MAX\_TRIES$  do
10:  if  $sat.n\_vars - |sat.propagate(\mathcal{A})| < n$  or  $c < c_{min}$  then
11:    if  $|\mathcal{A}| = 0$  then
12:      return  $\langle FAIL, - \rangle$ 
13:    end if
14:     $\mathcal{A} \leftarrow \mathcal{A} \setminus sample(\mathcal{A}, \nabla_{\mathcal{A}})$ 
15:  else if  $c > c_{max}$  then
16:     $\mathcal{A} \leftarrow \mathcal{A} \cup sample(model \setminus \mathcal{A}, \Delta_{\mathcal{A}})$ 
17:  else
18:    return  $\langle SUCCESS, sat.propagate(\mathcal{A}) \rangle$ 
19:  end if
20:  if  $sat.n\_vars - |sat.propagate(\mathcal{A})| \geq n$  then
21:     $\langle model, c \rangle \leftarrow solve\_subproblem(sat, \mathcal{A}, \mathcal{S})$ 
22:     $tries \leftarrow tries + 1$ 
23:  end if
24: end while
25: return  $\langle FAIL, - \rangle$ 
26: end function
27:
28: function solve_subproblem( $sat, \mathcal{A}, \mathcal{S}$ )
29:  $c \leftarrow 0$ 
30:  $models \leftarrow \emptyset$ 
31: for  $seed \in \mathcal{S}$  do
32:    $sat.set\_seed(seed)$ 
33:   if  $sat.solve(\mathcal{A}) = UNSAT$  then
34:     return  $\langle -, \emptyset, - \rangle$ 
35:   end if
36:    $models \leftarrow models \cup \{sat.model\}$ 
37:    $c \leftarrow c + sat.n\_conflicts$ 
38: end for
39: return  $\langle sample(models, 1), c/|\mathcal{S}| \rangle$ 
40: end function

```

Figure 8: Auxiliary functions for SUT-Gen algorithm

Function *find_satisfiable_subproblem* (used in line 1 of Figure 7) starts initializing an incremental SAT solver with the input formula φ , as well as the set of assumptions \mathcal{A} to the empty set (lines 2 and 3). Then, it uses the function *solve_subproblem* to find the *hardness* of the subproblem in terms of conflicts c , which is defined by the original formula φ and the set of assumptions \mathcal{A} ⁶ (line 4). Additionally, *solve_subproblem* will return a model that will be used later.

⁶Initially \mathcal{A} is empty, this is equivalent to solving the original formula φ

In case the original formula is UNSAT (which we represent when the *model* is empty), or there are not enough *unfixed* variables that could become parameters of the SUT⁷ ($sat.n_vars - |sat.propagate(\mathcal{A})| < n$), or the formula is too easy ($c < c_{min}$), the function will return a *fail* status (lines 5 and 6).

Lines 8 - 22 show the main loop of the function. We consider a maximum number of tries *MAX_TRIES* to obtain the desired subproblem (which is a parameter of *SUT-G*, see Figure 7). In case these *MAX_TRIES* are reached and the desired subproblem could not be obtained, we also return a *fail* status, as shown in line 25).

At each iteration of the main loop, the algorithm tries to find a subproblem by increasing or decreasing the assumptions \mathcal{A} that will contain enough variables (to become the parameters in the SUT) and with the desired hardness in terms of the number of conflicts.

The idea is that by increasing the assumptions we are making the problem *easier* and decreasing them *harder*. This is however a greedy approach, and there might be the case where the problem becomes *harder* when increasing the constraints, and vice-versa. Nonetheless, we found this greedy process quite successful when generating interesting SUTs, as we show in our experimental evaluation (see Section 4.3).

In line 10 we check if there are not enough *unfixed* variables that could become parameters of the SUT ($sat.n_vars - |sat.propagate(\mathcal{A})| < n$), or the current subproblem is too easy ($c < c_{min}$). If that is the case, we try to decrease the assumptions \mathcal{A} . In case we have some literals in the assumptions, we remove $\nabla_{\mathcal{A}}$ random literals in \mathcal{A} in line 14, which is one of the input parameters of *SUT-G* (see Figure 7).

However, it might be the case where the assumptions that we have at this point are empty (line 11). This means that we cannot simplify the subproblem anymore, and therefore we return a *fail* (line 12). Notice that this case is possible due to the incremental nature of the SAT solver. At first, we might find that the original formula is too hard in line 4, so in the main loop, we will increase the assumptions (as it will be explained next). Then, the SAT solver might *learn* some clauses that make easier the original problem⁸. At this point, decreasing assumptions will not help to increase the hardness of the subproblem, so when we reach $|\mathcal{A}| = 0$ we can stop the loop.

On the other hand, if the current subproblem is too hard ($c > c_{max}$, line 15), we increase the assumptions \mathcal{A} by adding to them $\Delta_{\mathcal{A}}$ random literals of the *model* returned by `solve_subproblem`. ($\Delta_{\mathcal{A}}$ is another input parameter of *SUT-G*, see Figure 7).

If none of these cases is found, we are within the conflicts range and there are enough *unfixed* variables that can become parameters of the output SUT. Therefore, we just return a *success* state and the list of *propagated* assumptions (line 18).

Finally, in lines 21 and 22 we call `solve_subproblem` again to update the number of conflicts c and the model according to the changes in \mathcal{A} that we performed, and we add one try to *tries*. Notice however that these two lines are only executed in case there are enough *unfixed* variables in the subproblem (line 20). If this is not the case, we will keep decreasing \mathcal{A} without solving the subproblem nor increasing the number of tries.

In line 28 we describe function `solve_subproblem`. This function will solve each subproblem and estimate its hardness in terms of conflicts.

First, it starts initializing the number of conflicts c and a set of models *models* to 0 and \emptyset respectively (lines 29 and 30).

Then, in line 31 it iterates \mathcal{S} , which contains a list of seeds provided by the user as input in *SUT-G*. We set the Random Number Generator of the SAT solver to the current *seed* in line 32, and proceed to solve the current subproblem in line 33 (which is the formula in the SAT solver plus \mathcal{A}). In this same line, we check if the subproblem is UNSAT, and return an empty model in line 34 if this is the case. Otherwise, when the subproblem is SAT, we retrieve the model and add it to *models* in line 36. Additionally, we compute the number of conflicts and sum them to c in line 37. At the end in line 39 we return one random model from the list of models, as well as the average on the number of conflicts⁹.

For this version of the algorithm, we are considering that all the parameters in the SUT have domain 2. In next versions, we will consider the generation of SUT models with mixed domains.

Figure 9 shows a summary diagram of the *SUT-G* generator approach.

First, we receive a SAT instance φ as input. Then, we find a satisfiable subproblem φ' over this SAT instance φ which must have at least k variables (which will become the SUT parameters) and that fulfils some *hardness* requirements (in terms of minimum and maximum number of conflicts). In case this subproblem cannot be found, we would return a

⁷We are also considering as *fixed* variables that cannot become SUT parameters the Unit Propagation of \mathcal{A} . If some of these variables is selected as a parameter of the SUT it will have just one possible value.

⁸These clauses are kept between calls to *solve*

⁹We return the average on the number of conflicts over all the \mathcal{S} to mitigate lucky and unlucky runs of the SAT solver

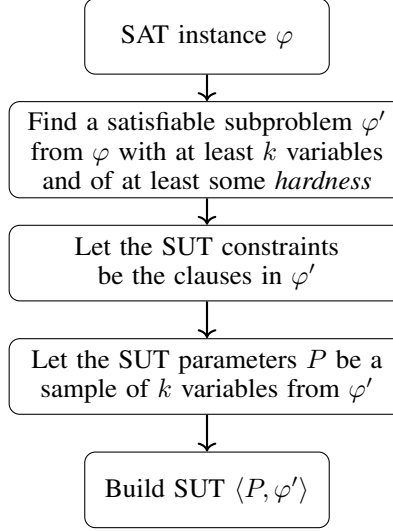


Figure 9: Summary diagram of the SUT-G generator

failure for the input SAT instance. Otherwise, we take all the clauses of the subproblem as the SUT constraints and we sample k variables from φ' as the SUT parameters (the remaining variables are considered auxiliary variables). Finally, we build the output SUT with these two parts.

3 Algorithms for Building MCACs

In Section 2 we described the *SUT-Gen* Algorithm, which can generate crafted SUTs with constraints for CT. Notice that these SUTs can be potentially used to evaluate any CT algorithm. Nonetheless, in the remaining of this work, we will focus on the generation of Mixed Covering Arrays With Constraints (MCACs), one of the most extended CT methods.

In this section, we will review two of the main state-of-the-art algorithms for building MCACs greedily, which are the In-Parameter-Order-General (IPOG) algorithm and the Build-One-Test Iterative-Test-Suite (BOT-its) algorithm and its variations. Then, in Section 4, we will evaluate its performance on a set of benchmarks generated with the *SUT-Gen* algorithm.

First of all, we will start by introducing some definitions regarding MCACs.

Definition 8. An assignment is a set of pairs (p, v) where p is a variable and v is a value of the domain of p . A test case for S is a full assignment A to the variables in S_P such that A entails S_φ (i.e. $A \models S_\varphi$). A parameter tuple of S is a subset $\pi \subseteq S_P$. A value tuple of S is a partial assignment to S_P ; in particular, we refer to a value tuple of length t as a t -tuple.

Example 2. A test case for the SUT model in Example 1 is $\{(OS, W), (Pl, F), (Re, K), (Or, L)\}$.

$\{Os, Pl\}$ is a parameter tuple and $\{(OS, W), (Pl, F)\}$ is a 2-tuple (i.e. a value tuple for strength $t = 2$).

Definition 9. A t -tuple τ is forbidden if τ does not entail S_φ (i.e. $\tau \not\models S_\varphi$). Otherwise, it is allowed. We refer to the set of allowed t -tuples as $\mathcal{T}_a = \{\tau \mid \tau \models S_\varphi\}$.

Example 3. The 2-tuple $\{(OS, i), (Re, K)\}$ is a forbidden tuple. There are 69 allowed 2-tuples $|\mathcal{T}_a|$ in the SUT model of Example 1.

Definition 10. A test case v covers a value tuple τ if both assign the same domain value to the variables in the value tuple, i.e., $v \models \tau$. A test suite Υ covers a value tuple τ (i.e., $\tau \subseteq \Upsilon$) if there exist a test case $v \in \Upsilon$ s.t. $v \models \tau$. We refer to $v \not\models \tau$ ($\tau \not\subseteq \Upsilon$) when a test case (test suite) does not cover τ .

Example 4. The test case $v = \{(OS, W), (Pl, F), (Re, K), (Or, L)\}$ covers the following t -tuples for $t = 2$:

$\{(OS, W), (Pl, F)\}, \{(OS, W), (Re, K)\}, \{(OS, W), (Or, L)\},$
 $\{(Pl, F), (Re, K)\}, \{(Pl, F), (Or, L)\}, \{(Re, K), (Or, L)\}$

test	OS	Pl	Re	Or
v_1	L	F	F	L
v_2	L	C	H	L
v_3	W	F	W	L
v_4	W	C	K	L
v_5	M	F	H	L
v_6	M	S	W	L
v_7	M	C	F	L
v_8	i	F	H	P
v_9	i	S	F	P
v_{10}	i	C	W	P
v_{11}	i	A	F	L
v_{12}	A	F	H	P
v_{13}	A	C	W	L
v_{14}	A	A	F	P
v_{15}	L	F	K	L
v_{16}	M	S	K	L
v_{17}	i	S	H	L
v_{18}	A	A	H	L
v_{19}	i	A	W	L
v_{20}	W	F	F	L
v_{21}	W	F	H	L
v_{22}	L	F	W	L

Table 1: $CA(22; 2, S)$ for the SUT in example 1

test	OS	Pl	Re	Or
v_1	L	C	K	L
v_2	L	F	F	L
v_3	L	C	H	L
v_4	L	C	W	L
v_5	W	F	K	L
v_6	W	C	F	L
v_7	W	F	H	L
v_8	W	F	W	L
v_9	M	S	K	L
v_{10}	M	S	F	L
v_{11}	M	C	H	L
v_{12}	M	F	W	L
v_{13}	i	C	F	P
v_{14}	i	S	H	P
v_{15}	i	S	W	P
v_{16}	A	A	F	L
v_{17}	A	A	H	P
v_{18}	A	F	W	P
v_{19}	i	A	W	L
v_{20}	A	C	H	L
v_{21}	i	F	H	L

Table 2: $CA(21; 2, S)$ for the SUT in example 1. This corresponds to the $CAN(2, S)$.

Definition 11. A Mixed Covering Array with Constraints (MCAC), denoted by $CA(N; t, S)$, is a set of N test cases for a SUT model S such that all t -tuples are at least covered by one test case. The term *Mixed* reflects that the domains of the parameters in S_P are allowed to have different cardinalities. The term *Constraints* reflects that S_φ is not empty.

Example 5. Table 1 shows an MCAC for the SUT S in Example 1

Definition 12. The MCAC problem is to find an MCAC of size N .

Definition 13. The Covering Array Number, $CAN(t, S)$, is the minimum N for which there exists an MCAC $CA(N; t, S)$. The Covering Array Number problem is to find an MCAC of size $CAN(t, S)$.

Example 6. Table 2 shows an optimal $CA(N; t, S)$ for the SUT model in Example 1. In this case $CAN(2, S) = 21$.

3.1 The In-Parameter-Order-General (IPOG) Algorithm

The In-Parameter-Order-General (IPOG) algorithm Lei et al. [2008] provides an incomplete approach for solving the $CAN(t, S)$ problem. Figure 10 shows its pseudocode.

Essentially, the IPOG algorithm builds an MCAC of strength t by iteratively adding one parameter to the currently built MCAC. It starts sorting the parameters S_p of the input SUT according to their domain in descending order (line 1). The first test suite Υ that it builds is the one that contains a test case with just each valid t -tuple for the first t parameters (line 2). The rest of the parameters will have an *empty* value. Then, it iteratively adds one parameter to the current test suite (line 3). The main idea is that, for each new parameter p , we only have to consider the t -tuples of this parameter with the previous ones. This way we are reducing the number of t -tuples that we have to keep track of.

First of all, the IPOG algorithm will try to cover as many tuples as possible for each of the existing test cases in Υ by fixing a value v for the parameter p (lines 7- 13, what we call *horizontal extension*). If no tuples can be covered for a given test case v , we will keep the value for parameter p in v as *empty*.

In case there are tuples that were not covered in the *horizontal extension* procedure, the IPOG algorithm will try to fit each of the valid tuples in some of the current test cases in Υ taking advantage of the *empty* values of each test (lines 19- 24, what we call *fill the empties*). Otherwise, a new test v with just the current tuple is created and added to the current test suite Υ (line 29, what we call *vertical growth*). Notice also that the rest of the parameters will have an *empty* value.

The algorithm proceeds until all the parameters in S_p have been processed.

This version of the IPOG algorithm uses a SAT solver to handle the SUT constraints S_φ . Although there are other alternative approaches to handle SUT constraints in the IPOG algorithm Yu et al. [2015], these are only suitable for simpler constraints where auxiliary variables are not present and therefore not considered for this work. Notice that every time that the IPOG algorithm fixes a value or a tuple in a test case, it must ensure that it is consistent with the SUT constraints S_φ , as these values will be used for the future parameters (see lines 8, 17 and 21).

In the next section, we review the BOT-its algorithm and its variants Ansótegui et al. [2021a], which is based in Yamada et al. [2016].

Require: SUT model S , strength t
Ensure: Test suite Υ

```

1:  $P \leftarrow \text{argsort}_{p \in S_p} d(p)$ 
2:  $\Upsilon \leftarrow \text{CAN}(t, (\{P_1, \dots, P_t\}, S_\varphi))$ 
3: for  $p$  in  $P_{t+1} \dots P_{|P|}$  do
4:   {Initialize tuples pool}
5:    $\rho \leftarrow \{\tau \mid \tau \in d(p) \text{ combined with all the tuples of size } t-1 \text{ in } \Upsilon\}$ 
6:   {Horizontal extension}
7:   for  $v$  in  $\Upsilon$  do
8:     Choose best  $v \in d(p)$  s.t.  $v \cup \{(p,v)\}$  covers more tuples in  $\rho$  and is consistent with  $S_\varphi$ 
9:      $v \leftarrow v \cup \{(p,v)\}$ 
10:     $\rho_v \leftarrow \{\tau \mid (\tau \in \rho) \wedge (v \models \tau)\}$ 
11:     $\rho \leftarrow \rho \setminus \rho_v$ 
12:    if  $|\rho| = \emptyset$  then
13:      break
14:    end if
15:  end for
16:  if  $|\rho| \neq \emptyset$  then
17:    for  $\tau \mid (\tau \in \rho) \wedge (\tau \text{ consistent with } S_\varphi)$  do
18:      {Fill the empties}
19:      covered  $\leftarrow$  false
20:      for  $v$  in  $\Upsilon$  do
21:        if  $\tau \cup v$  is possible and consistent with  $S_\varphi$  then
22:           $v \leftarrow v \cup \tau$ 
23:          covered  $\leftarrow$  true
24:          break
25:        end if
26:      end for
27:      {Vertical growth}
28:      if covered = false then
29:         $\Upsilon \leftarrow \Upsilon \cup \{v \text{ s.t. } v \models \tau\}$ 
30:      end if
31:    end for
32:  end if
33: end for
34: return  $\Upsilon$ 

```

Figure 10: IPOG algorithm

3.2 The Build-One-Test (BOT-its)/*imply* Algorithm

Another state-of-the-art approach for building MCACs is the OTAT framework Bryce et al. [2005]. The algorithm starts with an empty test suite Υ and iteratively adds one test case v at a time such that v covers more tuples. This process is repeated until all the valid t -tuples for the input SUT and strength t are covered.

There are several implementations for the OTAT framework, being PICT Czerwonka [2006] one of them. Another implementation is described in Yamada et al. [2016], where the authors propose a variant of OTAT that can handle SUT constraints more efficiently by using SAT technology. In Ansótegui et al. [2021a], the authors describe the BOT-its algorithm and its variants. These algorithms are extensions of the work in Yamada et al. [2016] that allow i) the refinement of the working test suites to reduce their size using MaxSAT technology through the RBOT-its algorithm; ii) to scale the BOT-its algorithm to higher strengths by limiting the pool of t -tuples in the PBOT-its; and iii) the combination of the RBOT-its and PBOT-its algorithms into the PRBOT-its algorithm.

Figure 11 shows the pseudocode for the basic BOT-its algorithm. For a more detailed description of this algorithm, as well as its variants, see Ansótegui et al. [2021b], Yamada et al. [2016].

This algorithm builds an MCAC by iteratively calling Algorithm BOT (Build One Test), which greedily builds a new test case. Initially, BOT-its initializes the working test suite Υ to empty, the pool of tuples ρ that need to be covered to all the t -tuples in the input SUT S , and an incremental SAT solver initialized with S_φ (lines 1 - 3). Then, it extends the working test suite Υ incrementally by adding a new test case v computed by the BOT algorithm, and the t -tuples that

Require: SUT model S , strength t , consistency check conflict budget cb
Ensure: Test suite Υ

- 1: $\Upsilon \leftarrow \emptyset$ {Working test suite}
- 2: $\rho \leftarrow$ pool with all t -tuples of S
- 3: $sat \leftarrow$ incremental SAT solver initialized with S_φ
- 4: **while** $\rho \neq \emptyset$ **do**
- 5: $v, \rho \leftarrow BOT(S, \rho, sat, cb)$
- 6: $\Upsilon \leftarrow \Upsilon \cup \{v\}$
- 7: $\rho_v \leftarrow \{\tau \mid \tau \in \rho \wedge v \models \tau\}$ {Tuples in ρ covered by v }
- 8: $\rho \leftarrow \rho \setminus \rho_v$
- 9: **end while**
- 10: **return** Υ

Figure 11: Build One Test - Incremental Test Suite algorithm (BOT-its)

are covered by v are removed from ρ . Finally, the algorithm returns the test suite when the pool of tuples ρ becomes empty (at this point the test suite is indeed an MCAC).

The main difference between the BOT-its algorithm with other algorithms that also follow the OTAT framework is the management of the SUT constraints. In this case, it allows us to build a test case that is not consistent with the SUT constraints while building it, and it *amends* it once the test case is completed. This way it can skip most of the queries to the SAT solver at the expense of slightly increasing the test suite size. Notice that, for example, the IPOG algorithm cannot apply this same procedure (see Section 3.1). This algorithm is based on Algorithm 5 in Yamada et al. [2016].

Another difference between the OTAT-based algorithm and IPOG is that the first ones allow *online* testing (i.e. applying each test to the SUT as soon as they are generated), while for IPOG it is required to wait until the algorithm finishes. Although this feature can be useful for certain scenarios, it comes with the drawback of higher memory consumption (OTAT-based algorithms need to keep in memory all the t -tuples, while IPOG only the ones that involve the current parameter with the previous ones). A way to mitigate this issue is presented in the PBOT-its algorithm Ansótegui et al. [2021b].

4 Assessing MCAC Tools with *SUT-Gen*

In this section, we assess the quality of the SUT constraints generated by SUT-G. In our experimental evaluation, we will show (by empirical evaluation) that the SAT-based SUTs we generate are different from the random SUTs available in the CT competition (even using the same number of parameters) both in terms of runtime and size of the covering array. This experimental evaluation has three main goals:

1. Compare the SUT-G generator with other state-of-the-art random SUT generators.
2. Analyze the impact of the generated SUT constraints with respect to the same unconstrained SUT.
3. Evaluate and compare the differences in test suite size and runtime of the mentioned MCAC algorithms using the generated CT benchmarks, and compare their behaviour with the available CT benchmarks.

Unfortunately, we did not find any state-of-the-art tool for generating MCACs that supported the *Extended ACTS* format described in Section 2.1.5. Although there are some MCAC tools that could be adapted to support this format (one of them is the ACTS tool Borazjany et al. [2012], in particular, their IPOG implementation that uses a Constraint Programming (CP) solver to handle SUT constraints Yu et al. [2013]), these modifications were out of the scope of this work. Instead of that, we decided to adapt our own version of the *IPOG* algorithm (named *CTLog*) with full support for both the *ACTS* and *Extended ACTS* SUT formats. To our best knowledge, the main difference between these two implementations is that in *CTLog* constraints are handled using the SAT solver Glucose 4.1 Audemard et al. [2013], whereas in *ACTS* they are handled using a CP solver. Additionally, *ACTS* is implemented in the Java programming language, and our version is implemented in Python and Nim. Also, there are some details on how ties are broken in the implementation of *ACTS*, which we have observed has a great impact.

To ensure that our implementation is competitive with *ACTS*, we tested both algorithms using 58 state-of-the-art benchmarks Cohen et al. [2008], Segall et al. [2011], Yu et al. [2015], Yamada et al. [2016] for strengths $t = \{2, 3, 4\}$, as both implementations support this input format. Additionally, we included the results of the *BOT-its* algorithm. We will use them as a baseline in future comparisons. Table 3 shows these results. We executed the *ACTS* implementation one

time and the algorithms in CTLog 5 times with different seeds to mitigate the stochastic behaviour of the algorithm¹⁰. We report the average test suite size and run time of the different algorithms

As we can observe, the *CTLog* implementation of IPOG is able to solve 9 more instances than *ACTS* for strengths $t = \{2, 3, 4\}$. In general, our IPOG implementation finds MCACs faster than *ACTS*. Regarding MCAC sizes, both approaches obtain similar results. Therefore, it makes sense to use our own IPOG implementation as we have demonstrated that it is equivalent to or even better than the *ACTS* implementation.

We selected the *BOT-its* and *PBOT-its* Ansótegui et al. [2021a] algorithms to compare against IPOG (Sections 3.1 and 3.2). All our algorithms are implemented in Python except for the most critical parts, which have been implemented in Nim¹¹. We use the OptiLog Alos et al. [2022] Python framework to efficiently use SAT solvers and encoders. In both cases, we use the Glucose 4.1 SAT solver Audemard et al. [2013]. These algorithms have been adapted to support the new SUT format discussed in Section 2.1.5.

Table 3 shows that, in general, *BOT-its* obtains worse run times than the IPOG implementation in CTLog. We will observe how this behaviour is modified when using the benchmarks generated with SUT-G.

Regarding the generated benchmarks, we decided to use industrial SAT instances for our study. The main idea is that the generated SUT constraints will keep some of the industrial-like structure of the original SAT formula, and can be a good approximation of the constraints of other real-world industrial SUTs.

We selected the 165 instances of the SAT competition 2009 SAT-Competition [2009] to try to find solvable satisfiable instances for modern SAT solvers more easily¹². Notice that this selection is only for convenience, as *SUT-G* is able to adapt the hardness of the input instance as explained in Section 2. From all the instances, we could only consider those that were satisfiable and complied with the conflicts threshold that we describe next.

We also used Glucose 4.1 Audemard et al. [2013] as incremental SAT solver for Algorithm 7. We set the parameters `rnd-freq` and `rnd-pol-freq` of the solver to 0.5 to allow some variations on the results of the `solve_subproblem` function.

We set the constants Δ_A and ∇_A to 10 and 5 respectively, S to five random seeds and *MAX_TRIES* to 100. Additionally, we limited each query to the SAT solver to 300s, so if one of these queries cannot be completed we consider the formula as UNSAT.

We generated benchmarks with 10, 20, 25, 50 and 100 parameters of domain 2 using a limit c_{max} of 5000 and 10000 conflicts, setting c_{min} always to $c_{max}/2$ (see Section 2 for more details regarding the generation parameters). In total, we generated 140 crafted benchmarks that we will make available to the community, as well as the SUT-G generator.

Our experimentation environment consists of a cluster of nodes with two AMD 7403 processors each (24 cores at 2.8GHz) and 21 GB of RAM per core. Tables 8, 9, 10, 11, 12 and 13 show the results of our experimentation. We show in bold the best results in terms of average test suite size and time. We run each benchmark with 5 different seeds to mitigate the stochastic behaviour of the tested algorithms, using a time limit of 8h and a memory limit of 21 GB. Additionally, we executed each benchmark for strengths $t = \{2, 3, 4\}$.

In the following sections, we will analyze the results of our experimental evaluation.

4.1 Comparing SUT-G with random SUT generators

Recently, the CT community has organized the first edition of the CT Competition¹³, where different CT tools are evaluated over different tracks (i.e. sets of SUT models with different properties). In this first edition, a random SUT generator was used to provide the benchmarks for these tracks¹⁴.

We will compare SUT-G with the benchmarks of the *BOOLC* track of the CT Competition 2022, which consists of SUTs that only contain boolean parameters and a set of random SUT constraints. Notice that the SUTs generated by SUT-G could be included in this track.

¹⁰The *ACTS* tool does not expose the *seed* parameter

¹¹The Nim programming language (<https://nim-lang.org/>)

¹²Theoretically, SAT solvers that apply modern techniques should be able to solve more efficiently instances of previous SAT competitions.

¹³CT-Competition: <https://fmselab.github.io/ct-competition/>

¹⁴The random benchmark generator is available here: https://github.com/fmselab/CIT_Benchmark_Generator

	$t = 2$						$t = 3$						$t = 4$						
	ACTS		ipog		bot		ACTS		ipog		bot		ACTS		ipog		photG		
	size	time	size	time	size	time	size	time	size	time	size	time	size	time	size	time	size	time	
Cohen et al. [2008]																			
1	48	9	45.00	7.06	46.00	7.45	293	12	289.40	8.59	289.80	68.41	1680	1207	1671.60	163.59	1662.40	843.20	
2	32	9	34.20	7.05	33.80	7.37	174	6	179.60	6.63	164.80	48.46	873	586	869.60	78.77	770.60	527.47	
3	19	9	19.80	4.32	18.80	4.36	71	2	66.60	3.80	67.40	4.45	212	2	211.20	1.97	202.80	25.36	
4	22	7	22.60	6.56	24.60	6.97	102	3	101.40	4.80	102.20	11.79	374	12	383.00	15.75	379.80	247.18	
5	54	10	51.80	8.02	53.00	8.63	386	177	376.20	17.73	377.00	364.77	-	-	2428.20	1147.38	2427.20	1548.06	
6	25	8	26.60	6.72	27.60	7.07	119	5	121.00	6.17	124.40	21.33	491	116	494.00	89.00	480.80	417.02	
7	12	9	12.20	4.25	13.60	4.32	35	2	35.00	3.60	32.20	4.32	93	2	97.00	2.54	90.80	16.47	
8	47	8	45.60	4.98	46.40	5.05	326	63	319.40	10.27	299.60	109.70	1988	6819	1898.20	369.33	1731.80	1055.62	
9	22	9	21.20	4.74	21.80	4.62	84	4	83.40	5.02	80.60	11.08	268	77	272.80	45.76	260.60	311.03	
10	47	8	46.80	5.50	49.60	5.45	329	117	329.20	16.33	337.80	218.58	2063	17447	2039.40	1183.74	2037.20	1929.33	
11	47	8	46.80	7.08	49.00	7.34	318	26	317.00	8.64	323.40	69.26	1885	2150	1897.40	154.72	1910.20	985.23	
12	43	11	41.00	7.30	44.80	8.03	263	46	260.00	12.75	261.80	188.68	1465	5676	1430.40	701.64	1386.80	1137.29	
13	40	10	38.80	5.09	40.20	4.92	200	10	212.80	8.83	209.60	126.03	1040	1668	1061.60	545.31	972.80	1387.83	
14	39	12	39.20	7.22	42.20	7.45	244	4	242.00	7.86	239.60	55.16	1163	225	1163.00	90.85	1186.40	629.79	
15	32	9	33.00	4.62	34.40	4.26	173	4	174.40	4.72	173.80	13.93	770	21	774.80	13.77	759.00	323.40	
16	25	7	25.60	4.72	27.80	4.59	117	7	119.40	6.78	119.40	29.09	453	321	451.40	140.41	455.60	519.04	
17	41	9	40.60	5.18	43.60	5.01	265	48	260.40	9.72	261.40	147.20	1514	4904	1458.20	303.09	1341.80	875.98	
18	52	9	47.80	5.58	48.20	5.57	344	27	321.80	12.79	321.60	194.11	2145	3999	1998.00	389.51	1954.80	1042.30	
19	51	11	50.00	4.88	54.40	5.66	373	159	374.20	22.98	370.20	560.19	-	-	2488.20	2184.07	2359.60	2333.66	
20	60	10	58.40	5.83	60.20	5.68	463	482	464.40	26.13	467.40	320.93	-	-	3261.40	2468.25	3280.80	3318.33	
21	39	9	39.80	4.76	42.60	4.66	235	9	233.20	6.29	232.80	32.69	1070	494	1092.20	189.45	1123.40	1232.51	
22	37	9	37.00	6.93	36.80	7.33	164	5	166.60	6.38	162.20	26.18	664	100	672.60	73.39	665.60	482.85	
23	14	9	14.00	6.52	15.00	6.82	48	2	47.80	3.89	46.60	4.40	140	3	140.60	3.18	132.80	16.68	
24	48	8	49.20	5.28	50.00	5.31	341	42	338.20	15.25	332.60	114.61	2105	4512	2096.00	584.83	1981.60	1049.66	
25	52	7	53.80	7.27	55.80	7.91	404	58	405.40	13.44	407.60	182.18	2673	9514	2682.80	460.22	2643.00	1293.84	
26	34	9	35.20	7.11	36.20	7.40	207	17	208.40	7.53	195.80	51.75	1111	1373	1125.60	154.35	1009.20	675.09	
27	37	7	38.20	6.65	39.00	7.19	204	4	215.60	5.42	203.80	17.29	1004	22	1025.60	17.95	965.20	398.05	
28	57	8	54.40	7.97	57.20	9.25	420	119	418.60	26.28	421.00	558.22	-	-	2841.80	2394.54	2812.60	1930.58	
29	29	7	29.20	4.94	30.00	5.16	154	6	154.60	8.17	149.60	146.24	681	1354	701.60	224.37	660.80	679.48	
30	22	7	20.60	4.45	21.60	4.67	100	5	95.80	5.68	89.20	23.20	386	142	383.80	73.63	353.60	405.24	
apache	33	9	33.00	5.25	34.40	5.72	173	7	172.60	9.83	181.20	253.13	838	3468	839.60	396.20	848.00	745.01	
bugzilla	19	7	18.20	4.39	18.40	4.36	68	2	67.20	3.90	66.20	8.31	242	4	231.00	3.03	221.80	178.88	
gcc	23	7	24.20	6.02	22.40	6.61	108	7	192.40	80.83	98.20	349.66	444	3386	548.00	8311.48	416.00	1121.13	
spins	26	6	26.00	6.64	25.20	6.82	98	2	114.00	3.79	112.40	4.17	393	3	420.60	2.66	417.80	9.83	
spinw	45	7	45.80	6.94	40.60	7.19	286	4	302.40	13.81	236.40	16.75	1631	20	1782.60	707.28	1271.60	545.35	
Segall et al. [2011]																			
Banking1	15	11	16.40	6.61	15.20	6.91	58	3	55.00	4.28	54.40	4.32	139	3	142.60	1.93	146.80	1.84	
Banking2	11	11	11.00	6.63	10.00	6.84	39	2	38.60	4.30	38.80	4.33	96	2	95.20	1.61	94.20	2.34	
CommProtocol	19	13	19.80	6.60	19.60	6.90	49	7	50.60	4.51	49.40	4.41	97	36	98.80	1.74	99.80	2.42	
Concurrency	6	11	5.60	6.90	5.40	7.16	8	2	8.00	4.22	8.00	4.20	8	2	8.00	1.63	8.00	1.75	
Healthcare1	30	10	30.00	6.73	30.00	6.99	105	2	103.20	4.29	105.80	4.32	341	2	324.40	1.61	327.00	2.40	
Healthcare2	16	11	16.40	6.83	18.00	7.01	67	2	63.60	4.43	64.80	4.26	220	4	221.00	1.81	217.60	2.76	
Healthcare3	38	11	39.00	6.73	36.40	7.00	209	3	203.80	4.82	200.60	6.70	1004	11	974.20	7.39	938.80	154.15	
Healthcare4	49	12	48.40	9.66	47.40	9.72	294	3	292.60	5.38	295.40	11.53	1644	15	1630.80	12.26	1607.40	530.12	
Insurance	527	11	527.40	7.27	527.00	7.21	6866	2	6932.40	11.25	6862.80	27.35	75764	5	75760.60	99.58	75361.60	4526.85	
NetworkMgmt	112	11	116.00	6.76	119.20	6.90	1125	2	1130.00	2.13	1109.00	2.56	6267	3	6212.60	9.14	6152.80	61.48	
ProcessorComm1	29	11	28.40	6.54	29.20	6.59	163	2	157.80	5.52	140.80	5.70	670	3	678.40	7.65	614.00	16.18	
ProcessorComm2	32	13	30.60	10.21	31.00	10.29	161	65	162.00	5.88	157.20	7.16	744	7250	742.00	15.72	719.20	102.60	
Services	106	17	106.60	6.92	102.80	7.38	963	186	915.00	5.67	925.40	6.85	6855	4718	6861.20	12.45	6567.60	190.42	
Storage1	17	11	17.60	6.75	18.20	7.15	25	2	25.00	4.38	25.00	4.38	25	2	25.00	1.69	25.00	1.69	
Storage2	18	11	18.00	6.76	20.20	6.86	74	1	61.40	4.33	71.80	4.08	195	1	179.80	2.14	200.00	1.72	
Storage3	50	12	54.40	12.95	52.60	13.10	239	5	239.60	4.74	238.40	4.83	752	40	755.00	2.58	741.60	17.03	
Storage4	136	10	133.80	7.21	130.20	7.42	990	2	1005.40	6.36	964.60	9.05	6636	3	6591.80	20.25	6611.00	551.11	
Storage5	218	13	227.80	7.46	236.60	7.47	1879	6	1943.40	9.66	1932.40	25.27	13292	17	13461.60	121.38	13198.40	2436.99	
SystemMgmt	17	10	16.60	6.65	18.20	6.95	60	2	55.80	4.44	56.60	4.07	152	2	149.00	1.60	147.20	1.91	
Telecom	32	11	30.40	6.61	30.80	6.97	126	2	126.20	4.49	124.20	4.40	392	2	398.20	1.96	401.60	2.88	
Yu et al. [2015]																			
RL-A	155	436	158.40	7.61	153.40	7.78	-	-	1160.00	12.41	1090.60	34.41	-	-	7761.60	346.16	7306.60	3845.00	
RL-B	-	-	760.00	14.64	749.60	13.32	-	-	14107.80	229.95	13482.20	562.12	-	-	-	-	-	-	-
Yamada et al. [2016]																			
Company2	81	31	78.20	1.53	78.40	1.48	424	630	363.20	2.04	359.20	2.43	-	-	1391.00	5.90	1380.00	28.20	

Table 3: Comparison of IPOG in ACTS and IPOG and BOT-its in CTLog for strengths $t = \{2, 3, 4\}$

We noticed that the maximum number of parameters that we can find in the SUTs of *BOOLC* is 20. We discarded those benchmarks where the number of parameters was less than 10, and generated SUTs with 10 and 20 parameters using SUT-G to try to perform a fair comparison.

We ran the IPOG and BOT-its algorithms over all these benchmarks to analyze their behaviour. Table 14 shows the results of the *BOOLC* track, and tables 4, 5, 6, 7 show the results of the SUT-G benchmarks for 10 and 20 parameters using a conflicts limit of 5000 and 10000 conflicts in both cases.

We observe that all the algorithms are able to report a test suite after at most 4 seconds for all the strengths in all the SUTs in the *BOOLC* track. This indirectly shows that the generated SUT constraints for this track are not challenging enough for the tested algorithms. On the other hand, we do observe variability in the generated test suite sizes, which means that SUT constraints are producing forbidden tuples that modify their structure.

Regarding SUT-G, the first thing that we notice is much higher time consumption. To discard a possible bias produced by the loading times of the SUT models we included an additional column with these values in tables 4, 5, 6, 7. We observe much higher variability in the run times with respect to *BOOLC*, even after discounting the loading times. This shows that the constraints generated with SUT-G produce a higher impact on the tested MCAC algorithms.

Additionally, we observe a significant increase of the test suite size in certain benchmarks (especially *AProVE09-20* and *AProVE09-21* in tables 6 and 7, where the test suite size is doubled compared to the unconstrained versions for strengths $t > 2$).

	loading time	$t = 2$				$t = 3$				$t = 4$			
		ipog		bot		ipog		bot		ipog		bot	
		size	time	size	time	size	time	size	time	size	time	size	time
unconstr	1.21	9.20	2.04	10.80	1.90	17.60	1.82	17.60	1.82	44.40	1.23	46.60	1.26
AProVE09-01	44.33	9.20	46.60	10.80	45.98	17.60	46.23	17.60	45.09	44.40	47.08	46.60	46.50
AProVE09-05	18.65	4.00	22.17	4.60	21.68	4.00	21.61	6.60	21.90	4.00	21.36	6.60	21.33
AProVE09-07	10.81	2.00	18.57	3.40	18.26	2.00	17.67	3.00	16.90	2.00	17.54	3.40	16.84
AProVE09-20	35.62	9.20	89.50	9.20	79.86	20.40	129.99	24.60	126.91	50.40	203.39	63.20	204.72
AProVE09-21	33.60	7.80	74.97	8.80	64.33	18.00	90.42	20.00	95.99	35.60	123.11	40.40	111.88
q_query_3_L60	73.19	7.00	89.66	8.80	88.68	16.20	90.23	20.00	92.26	26.20	95.03	33.00	92.41
q_query_3_137	35.16	9.20	45.55	10.80	41.11	17.60	50.56	17.60	41.33	44.40	60.60	46.60	47.11
q_query_3_138	36.52	9.20	48.69	10.80	43.73	17.60	52.37	17.60	44.40	44.40	56.48	46.60	48.56
q_query_3_139	36.62	8.00	43.60	9.40	40.84	18.60	45.10	18.00	42.61	42.40	48.23	41.00	43.71
q_query_3_140	35.80	8.60	42.80	9.60	42.20	20.40	43.30	22.00	42.23	49.40	44.21	48.20	44.28
q_query_3_141	36.70	7.20	42.08	8.20	42.45	14.40	42.78	17.20	41.61	25.00	43.82	27.40	42.41
q_query_3_142	32.03	8.20	33.58	8.20	34.05	17.80	34.39	17.60	34.07	41.40	34.71	40.20	33.08
q_query_3_143	40.49	6.20	40.76	7.20	42.13	11.80	40.46	12.00	40.95	22.00	41.87	23.40	40.75
rpoc_xits_17	82.64	9.00	92.96	11.33	88.11	-	-	-	-	-	-	-	-

Table 4: Average test suite size and runtime for the instances with 10 parameters and 5000 conflicts

	loading time	$t = 2$				$t = 3$				$t = 4$			
		ipog		bot		ipog		bot		ipog		bot	
		size	time	size	time	size	time	size	time	size	time	size	time
unconstr	1.21	9.20	2.04	10.80	1.90	17.60	1.82	17.60	1.82	44.40	1.23	46.60	1.26
AProVE09-08	12.53	2.00	23.29	4.00	26.52	2.00	22.52	4.00	25.39	2.00	22.87	3.80	25.80
AProVE09-15	88.61	7.60	106.83	9.20	102.89	16.60	114.97	19.20	104.82	35.00	123.00	39.00	112.11
AProVE09-20	36.53	8.40	73.80	10.00	71.01	18.20	83.99	24.00	82.64	42.20	104.05	53.40	102.23
AProVE09-21	34.06	10.40	90.60	11.60	84.96	22.60	113.97	28.80	119.04	42.40	155.57	51.80	117.91
UR-10	71.76	2.00	78.31	3.00	76.98	2.00	76.70	3.80	76.67	2.00	76.20	3.80	76.09
q_query_3_L60	74.38	8.40	107.21	10.60	106.72	20.80	120.12	26.20	120.60	45.80	139.88	61.60	145.14
q_query_3_137	35.07	8.40	46.84	9.00	41.62	19.40	52.57	21.00	41.62	46.60	64.48	47.60	47.68
q_query_3_138	38.02	8.40	59.45	9.40	51.95	20.20	66.19	22.60	56.39	45.60	73.93	47.20	61.64
q_query_3_139	36.24	9.00	40.73	9.60	39.14	23.40	41.94	23.00	39.18	50.00	44.34	49.60	40.65
q_query_3_140	36.28	8.80	48.32	10.20	45.38	18.60	50.91	18.00	45.59	45.00	55.58	43.80	48.41
q_query_3_141	36.44	8.00	42.32	8.60	43.24	16.80	41.48	17.60	41.63	37.60	42.35	36.40	41.92
q_query_3_142	38.71	7.80	47.27	7.60	46.66	16.40	49.67	15.20	50.01	33.60	49.49	33.60	49.02
q_query_3_143	39.50	7.60	52.98	7.80	55.91	15.20	53.67	16.00	56.60	32.40	53.05	32.80	53.08
rpoc_xits_17	43.60	-	-	11.00	49.02	-	-	-	-	-	-	-	-

Table 5: Average test suite size and runtime for the instances with 10 parameters and 10000 conflicts

4.2 Impact of the SUT constraints

The second question we address is how these SUT constraints impact the performance of the tested algorithms. To analyze this, we included an execution of a benchmark with the same number of parameters but without SUT constraints on the *unconstr* row of Tables 4, 5, 6, 7, 8, 9, 10, 11, 12 and 13.

In general, we observe that the addition of SUT constraints has a negative impact on the generation runtime of the MCAC, regardless of the number of parameters of the SUT, the strength t or the MCAC algorithm. This is expected, as at some point we need to ensure that the test case that we are building is consistent with the SUT constraints. This negative effect is amplified when we increase the number of parameters, strength or *hardness* of the SUT constraints (i.e. number of conflicts).

However, we found some cases where the run time is reduced, especially in some executions for $t = 4$ on the BOT-its and PBOT-its algorithms (for example, benchmark *AProVE09-08* in Table 11 for $t = 4$ and BOT-its, or benchmark *q_query_3_143* in Table 10 for $t = 4$ and BOT-its). This suggests that some of the efficiencies on the BOT-its algorithms regarding SUT constraints handling might benefit its performance in some circumstances.

Regarding the test suite size, we observe more variability than with run time. In some cases, it increases (for example benchmark *AProVE09-21* in Table 10 for all the strengths and algorithms), while in others it decreases (for example benchmark *UR-10* in Table 9 for all strengths and algorithms). In the first case, there might be some combinations that

	loading time	$t = 2$				$t = 3$				$t = 4$			
		ipog		bot		ipog		bot		ipog		bot	
		size	time	size	time	size	time	size	time	size	time	size	time
unconstr	1.15	10.40	2.04	15.20	1.92	27.60	1.92	26.00	2.03	66.60	1.24	68.40	3.55
AProVE09-01	44.05	10.40	45.28	15.80	45.69	27.40	48.86	25.60	46.07	64.40	52.15	64.00	51.17
AProVE09-05	18.50	5.20	22.49	5.40	21.92	7.00	22.34	8.20	21.70	7.00	25.79	9.60	22.64
AProVE09-07	10.17	5.00	21.51	8.00	23.66	5.00	22.52	9.60	22.97	5.00	24.62	9.20	24.41
AProVE09-20	35.50	13.20	149.72	14.60	198.81	44.00	240.58	62.20	304.47	144.00	383.80	203.80	530.91
AProVE09-21	33.15	13.20	146.09	15.20	155.83	42.20	315.83	58.20	424.43	120.40	522.65	162.80	540.41
q_query_3_L60	72.76	17.80	94.38	18.40	101.46	43.00	109.28	50.80	111.49	80.00	136.66	97.80	120.29
q_query_3_I37	34.64	10.80	52.81	11.60	43.31	28.20	72.40	28.60	45.47	72.80	106.98	75.00	64.74
q_query_3_I38	37.76	13.40	55.22	14.60	50.81	43.40	70.85	46.80	60.53	132.60	114.03	124.20	72.89
q_query_3_I39	36.49	11.20	46.96	14.00	44.64	33.00	53.19	39.40	50.66	90.40	63.36	100.40	56.15
q_query_3_I40	35.76	13.00	43.91	15.20	43.68	37.40	48.47	40.00	45.09	104.60	58.99	99.60	51.05
q_query_3_I41	36.41	10.40	44.60	12.20	43.61	28.60	45.09	34.20	44.59	67.80	51.46	71.80	49.42
q_query_3_I42	32.73	10.20	35.57	10.60	33.56	24.60	37.67	24.60	34.02	63.60	41.96	61.40	36.60
q_query_3_I43	39.03	8.80	42.15	10.20	41.56	21.00	45.09	20.80	42.40	49.40	50.30	49.60	45.75
rproc_xits_17	81.64	-	-	-	-	-	-	-	-	-	-	-	-

Table 6: Average test suite size and runtime for the instances with 20 parameters and 5000 conflicts

	loading time	$t = 2$				$t = 3$				$t = 4$			
		ipog		bot		ipog		bot		ipog		bot	
		size	time	size	time	size	time	size	time	size	time	size	time
unconstr	1.15	10.40	2.04	15.20	1.92	27.60	1.92	26.00	2.03	66.60	1.24	68.40	3.55
AProVE09-08	12.84	4.00	25.24	5.60	26.37	4.00	24.21	6.20	25.20	4.00	27.32	6.40	26.50
AProVE09-15	89.03	11.00	135.67	12.40	118.28	30.40	187.69	35.60	151.98	75.60	302.64	92.60	210.73
AProVE09-20	36.24	14.80	91.63	16.80	97.64	45.60	118.92	56.00	125.49	133.00	174.81	151.40	156.34
AProVE09-21	32.79	15.60	148.43	20.00	187.56	51.40	263.75	65.20	267.28	129.80	350.76	148.00	313.68
UR-10	73.32	5.60	79.92	5.80	80.15	8.00	79.47	9.00	80.12	8.00	87.10	9.80	82.24
q_query_3_L60	74.14	11.40	127.80	13.40	127.49	36.80	152.33	48.60	183.17	112.80	216.68	149.40	217.17
q_query_3_I37	35.20	12.00	57.62	12.60	46.26	34.60	79.65	38.80	61.78	104.20	131.99	110.20	87.74
q_query_3_I38	37.63	12.40	67.73	14.60	61.57	40.00	87.14	45.60	76.93	111.20	119.70	115.80	86.77
q_query_3_I39	36.80	13.00	44.54	15.40	42.31	43.40	49.04	42.00	43.07	109.40	70.26	108.00	50.02
q_query_3_I40	35.92	11.00	56.66	13.00	53.56	32.40	61.07	40.00	58.97	92.00	72.18	97.40	65.03
q_query_3_I41	36.73	10.00	45.01	12.00	43.89	28.20	45.74	30.00	43.44	76.80	53.82	79.60	50.72
q_query_3_I42	38.22	9.80	51.54	10.80	55.23	24.00	53.03	25.40	52.62	58.60	58.48	60.60	53.35
q_query_3_I43	39.86	9.00	54.20	10.20	52.39	22.00	53.91	22.60	51.80	52.60	66.23	53.40	57.89
rproc_xits_17	43.87	-	-	-	-	-	-	-	-	-	-	-	-

Table 7: Average test suite size and runtime for the instances with 20 parameters and 10000 conflicts

belong to some tests of the unconstrained version that are now forbidden, so these tests need to be *split* into different tests, increasing the overall test suite size. For the second case, the generated benchmark is so constrained that it is forbidding some of the possible tests that we can find in the unconstrained version, reducing the final test suite size.

Notice that the *IPOG* and *BOT-its* algorithms cannot guarantee the optimality of the reported test suite (i.e. they cannot certify the *CAN*), so solutions with smaller test suites may exist. Nonetheless, these results provide interesting insights about the behaviour of practical MCAC generation algorithms when dealing with *hard* SUT constraints, as complete approaches that can obtain optimal MCACs such as MaxSAT MCAC Ansótegui et al. [2022], Ansótegui et al. [2013] or the CALOT Yamada et al. [2015] algorithm will struggle with these kinds of benchmarks (see Section 5 for more in-depth discussion about this).

4.3 Comparing the performance of the IPOG and (P)BOT-its algorithms

In Section 4.2 we analyzed the overall impact of the generated benchmarks over their unconstrained version. In this section, we analyze the differences in performance for the *IPOG* and *(P)BOT-its* algorithms (see Sections 3.1 and 3.2 respectively).

In general, we observe how *IPOG* obtains better sizes than *BOT-its* (especially with strength $t < 4$) but worse run times. As we discussed in previous sections, the *BOT-its* algorithm heuristically creates one test at a time that might be inconsistent during its construction, and later *amends* it to try to reduce the number of SAT solver queries. It is clear that this procedure reduces the efficiency of the heuristic and therefore can increase the final test suite size, as some of

	$t = 2$				$t = 3$				$t = 4$			
	ipog		bot		ipog		bot		ipog		bot	
	size	time	size	time	size	time	size	time	size	time	size	time
unconstr	12.00	2.06	16.60	2.07	30.20	1.96	29.00	2.16	73.80	1.41	78.20	8.20
AProVE09-01	11.80	47.73	16.40	49.51	29.80	48.88	28.40	46.12	72.20	57.81	72.40	58.27
AProVE09-05	8.60	23.65	8.80	23.51	11.80	22.81	13.20	21.67	17.00	30.22	20.00	26.88
AProVE09-07	9.00	23.29	10.00	25.93	11.00	22.29	16.00	23.97	11.00	28.11	17.40	28.21
AProVE09-20	14.20	163.77	16.40	208.08	56.60	265.15	76.80	309.68	205.20	429.67	258.00	432.94
AProVE09-21	15.20	148.65	18.40	143.86	53.80	343.46	69.20	372.25	170.00	554.92	203.80	507.65
q_query_3_L60	17.00	101.05	17.00	100.31	48.20	115.61	53.40	102.99	105.40	184.73	120.00	129.68
q_query_3_L37	11.40	61.28	12.60	45.87	33.40	86.93	38.20	62.31	97.00	135.67	115.60	104.01
q_query_3_L38	17.80	62.70	20.00	60.44	60.20	86.39	64.20	68.42	182.00	168.11	183.80	93.89
q_query_3_L39	12.60	51.04	16.40	48.68	36.60	60.14	47.60	55.74	108.00	79.48	124.60	74.18
q_query_3_L40	13.20	47.88	15.80	47.32	40.60	51.04	46.40	48.72	116.80	65.68	124.00	63.38
q_query_3_L41	10.40	44.61	13.80	48.04	32.60	46.16	32.00	48.12	70.40	59.55	72.20	53.42
q_query_3_L42	10.60	36.70	12.20	36.50	28.00	37.88	27.00	34.36	73.20	48.55	69.80	41.51
q_query_3_L43	9.60	46.24	11.80	43.29	23.80	47.08	24.80	42.57	61.00	60.07	61.80	52.70
rpoc_xits_17	-	-	-	-	-	-	-	-	-	-	-	-

Table 8: Average test suite size and runtime for the instances with 25 parameters and 5000 conflicts

	$t = 2$				$t = 3$				$t = 4$			
	ipog		bot		ipog		bot		ipog		bot	
	size	time	size	time	size	time	size	time	size	time	size	time
unconstr	12.00	2.06	16.60	2.07	30.20	1.96	29.00	2.16	73.80	1.41	78.20	8.20
AProVE09-08	5.00	23.38	5.40	23.64	6.00	23.93	8.00	24.52	6.00	32.07	8.00	25.42
AProVE09-15	14.20	150.26	16.80	127.13	51.20	325.89	56.80	198.42	147.20	879.23	165.20	339.15
AProVE09-20	16.80	99.77	19.40	103.42	62.80	125.89	72.20	128.04	194.00	224.04	201.00	188.70
AProVE09-21	18.40	178.47	22.80	203.77	63.20	289.73	79.20	361.22	173.00	457.32	207.20	457.79
UR-10	6.20	77.69	5.60	78.58	10.00	80.66	11.40	78.88	12.00	86.53	13.80	81.23
q_query_3_L60	14.60	147.21	17.80	145.04	55.60	216.32	73.40	227.58	205.40	325.43	254.40	304.16
q_query_3_L37	12.60	59.58	15.60	50.35	42.20	98.76	59.00	89.61	135.20	205.23	173.80	162.44
q_query_3_L38	16.00	74.12	19.40	73.57	56.40	102.36	60.60	96.30	167.20	180.85	176.00	132.03
q_query_3_L39	14.80	46.70	20.60	45.12	61.80	57.44	58.80	46.39	153.80	116.77	155.00	63.27
q_query_3_L40	12.40	58.08	15.80	57.17	42.40	67.91	51.60	68.41	125.40	100.39	136.40	81.36
q_query_3_L41	10.80	44.21	13.40	45.76	31.60	46.83	34.40	46.63	84.20	61.62	86.80	59.35
q_query_3_L42	10.80	53.87	12.20	56.83	28.60	54.59	30.40	58.83	75.60	70.17	74.40	63.95
q_query_3_L43	10.00	55.45	11.60	56.53	24.00	58.05	25.40	57.17	56.20	102.14	57.00	66.09
rpoc_xits_17	-	-	-	-	-	-	-	-	-	-	-	-

Table 9: Average test suite size and runtime for the instances with 25 parameters and 10000 conflicts

its choices might be suboptimal once the test case is repaired. On the other hand, its final run time is reduced, especially when dealing with *hard* SUT constraints, as SAT solver queries are also reduced with respect to *IPOG*.

This is an interesting result, as in previous works the *IPOG* algorithm obtained better run times than *BOT-its* on the original state-of-the-art benchmarks Yamada et al. [2016], Ansótegui et al. [2021a]. We also observe this behaviour in the results of Table 3, where we compared the two mentioned algorithms using 58 state-of-the-art SUT models.

In Tables 12 and 13, where we are solving SUT models with 100 parameters, we observe the limitations in terms of memory consumption of both *IPOG* and *BOT-its*. When we increase the strength t above 3, *IPOG* is only able to report an MCAC for 15 of the 28 benchmarks, while the basic *BOT-its* could not report any of them¹⁵. This is why we executed the *pool* version of the *BOT-its* algorithm with a pool of 1GB (referred to as *pbotIG* in the mentioned tables, see Ansótegui et al. [2021a]). In contrast, this algorithm can solve all benchmarks except 2.

In these cases, we observe larger differences in runtime between *IPOG* and *PBOT-its*, being of up to an order of magnitude for benchmarks *q_query_3_L60*, *q_query_3_L39* and *q_query_3_L40* in Table 12, and *q_query_3_L40* and *q_query_3_L43* in Table 13 for $t = 4$.

¹⁵We did not include these results in the tables. Instead, we just report the results of *PBOT-its*

	$t = 2$				$t = 3$				$t = 4$			
	ipog		bot		ipog		bot		ipog		bot	
	size	time	size	time	size	time	size	time	size	time	size	time
unconstr	14.00	2.14	22.80	2.05	39.40	1.92	38.80	4.99	101.00	1.87	107.80	156.74
AProVE09-01	13.80	50.14	22.80	49.20	38.60	61.01	37.60	51.89	98.40	92.27	99.40	210.19
AProVE09-05	14.80	24.90	16.20	25.69	34.20	29.91	38.40	31.05	55.80	172.02	62.00	191.55
AProVE09-07	12.00	22.19	14.20	24.73	19.60	29.70	25.20	28.42	24.20	152.07	31.80	106.58
AProVE09-20	30.60	163.00	34.00	185.96	154.40	386.53	162.40	281.93	677.80	4592.67	642.80	1128.42
AProVE09-21	34.60	255.08	44.00	319.28	165.40	705.55	195.40	559.11	656.00	5556.74	685.00	1369.14
q_query_3_L60	34.80	114.42	39.00	132.11	139.00	265.86	155.00	180.37	419.80	3269.44	439.80	818.92
q_query_3_L37	19.60	81.67	24.80	96.26	82.00	196.46	112.40	249.26	347.00	840.04	414.40	796.58
q_query_3_L38	33.40	89.12	39.20	90.72	154.80	228.72	151.40	123.16	617.80	2217.57	520.40	721.75
q_query_3_L39	23.20	60.60	30.60	59.61	94.60	126.78	98.80	79.40	341.60	836.96	333.60	586.34
q_query_3_L40	25.40	51.28	27.20	47.89	118.60	123.64	98.20	60.45	342.40	829.28	290.00	422.78
q_query_3_L41	14.20	48.91	17.40	51.62	53.20	65.80	53.40	59.73	153.00	209.16	149.40	392.11
q_query_3_L42	15.80	39.23	14.60	35.48	59.60	56.79	48.40	37.76	188.80	241.12	155.00	151.92
q_query_3_L43	12.40	47.32	12.60	43.49	41.80	64.09	35.20	48.93	107.20	160.73	97.00	141.23
rpoc_xits_17	-	-	-	-	-	-	-	-	-	-	-	-

Table 10: Average test suite size and runtime for the instances with 50 parameters and 5000 conflicts

	$t = 2$				$t = 3$				$t = 4$			
	ipog		bot		ipog		bot		ipog		bot	
	size	time	size	time	size	time	size	time	size	time	size	time
unconstr	14.00	2.14	22.80	2.05	39.40	1.92	38.80	4.99	101.00	1.87	107.80	156.74
AProVE09-08	6.00	25.01	6.00	25.92	8.00	28.71	9.40	25.66	8.00	145.87	9.40	80.84
AProVE09-15	36.40	347.93	43.60	235.99	181.20	1746.70	202.00	760.56	709.75	20900.35	742.00	2452.07
AProVE09-20	31.40	128.28	42.60	163.22	164.60	355.35	177.60	225.90	658.20	4026.96	641.80	1237.86
AProVE09-21	37.60	274.70	41.40	321.27	165.40	819.80	195.00	733.68	661.80	6802.09	712.60	2176.96
UR-10	7.00	80.96	7.40	83.76	13.60	86.37	16.00	86.33	28.60	155.03	27.80	169.56
q_query_3_L60	31.40	195.22	40.60	204.40	197.00	445.39	221.60	454.48	1007.60	7297.92	1102.00	2003.88
q_query_3_L37	27.00	149.79	32.60	158.68	125.40	363.51	151.00	324.61	576.20	4422.89	556.80	1132.07
q_query_3_L38	30.60	117.39	37.40	120.17	150.40	281.65	142.80	172.27	539.60	2632.02	484.40	853.64
q_query_3_L39	26.80	54.74	31.00	50.86	113.40	123.71	103.40	64.45	397.60	898.26	354.80	419.85
q_query_3_L40	23.20	76.41	31.80	78.13	98.60	119.74	111.40	103.81	369.80	626.11	345.00	621.69
q_query_3_L41	12.80	48.79	15.20	48.40	43.00	61.19	47.40	54.63	130.00	208.34	129.20	379.10
q_query_3_L42	14.60	55.88	15.20	57.39	48.60	75.24	50.80	66.86	158.80	338.83	150.20	269.62
q_query_3_L43	12.40	60.97	14.60	57.19	31.60	78.98	33.40	64.32	86.80	505.88	86.80	320.70
rpoc_xits_17	-	-	-	-	-	-	-	-	-	-	-	-

Table 11: Average test suite size and runtime for the instances with 50 parameters and 10000 conflicts

With the latest version of the PRBOT-its algorithm, we observe how it is able to outperform in most cases the test suite sizes of IPOG, especially for higher strengths ($t > 3$) and higher number of parameters (50 or more).

Finally, we observe that there is a particular benchmark that is never solved (benchmark *rbcl_xits_17*). Although we tried to adapt the hardness of the generated benchmarks in Algorithm 7, there might be cases where this is not always possible. In particular, it seems that in this benchmark the algorithms try to explore an exponential branch of the formula when completing certain test cases. Notice that the *IPOG* algorithm would not be able to avoid these branches. On the other hand, *BOT-its* could be modified to try to mitigate this effect by adapting the *amend* procedure on each test. This can be considered future work.

Thanks to the development of the *SUT-G* generator, we have been able to provide another point of view on the performance of two well-known MCAC generation algorithms. As result, in the next section, we will try to provide some recipes to effectively apply MCAC algorithms in real-world scenarios.

5 Recipes for Choosing MCAC Tools

In this section, we provide several interesting insights about the application of MCAC generation tools. We extracted them thanks to the experimental evaluation that we conducted using the *SUT-G* generator instances (see Section 2). These instances provided another point of view on the behaviour of the tested algorithm with respect to the currently

	$t = 2$				$t = 3$				$t = 4$			
	ipog		bot		ipog		bot		ipog		pbot1G	
	size	time	size	time	size	time	size	time	size	time	size	time
unconstr	16.00	2.43	32.00	2.58	48.40	2.37	49.40	33.32	131.60	17.02	146.00	430.86
AProVE09-01	16.00	61.29	26.60	54.45	47.40	89.57	46.80	91.63	129.00	280.06	134.60	564.85
AProVE09-05	27.40	31.82	28.80	32.47	71.60	119.94	77.80	89.96	117.80	2897.94	134.00	1204.98
AProVE09-07	19.80	24.43	22.00	25.12	43.40	65.01	50.40	55.23	60.80	2579.34	70.40	1166.53
AProVE09-20	54.80	212.28	64.20	219.54	396.40	3585.23	370.40	726.71	-	-	2141.80	7813.83
AProVE09-21	69.40	485.18	90.40	503.85	488.20	4264.42	517.40	1279.93	-	-	2469.00	7469.50
q_query_3_L60	54.20	144.45	59.60	136.81	252.60	934.89	260.00	341.01	869.33	20401.73	868.40	2575.06
q_query_3_I37	44.60	152.31	61.00	215.31	298.00	1053.22	332.40	590.09	-	-	1498.80	4285.47
q_query_3_I38	51.20	115.94	61.40	110.73	284.80	828.87	282.40	288.84	-	-	1170.80	2746.22
q_query_3_I39	36.40	83.12	45.20	73.70	187.20	449.97	178.20	205.78	864.80	11177.74	725.00	2102.63
q_query_3_I40	35.80	70.37	40.20	56.09	173.00	385.07	161.80	171.60	681.00	10356.66	594.20	1963.79
q_query_3_I41	22.40	59.22	26.00	55.49	107.80	209.21	98.20	140.67	398.80	4628.41	352.00	1197.18
q_query_3_I42	21.60	48.12	20.00	37.90	104.00	180.05	82.00	86.43	442.80	4111.17	305.20	1026.65
q_query_3_I43	19.60	53.85	20.60	46.98	99.80	179.22	70.80	82.82	282.60	5751.55	235.60	1082.21
rpoc_xits_17	-	-	-	-	-	-	-	-	-	-	-	-

Table 12: Average test suite size and runtime for the instances with 100 parameters and 5000 conflicts

	$t = 2$				$t = 3$				$t = 4$			
	ipog		bot		ipog		bot		ipog		pbot1G	
	size	time	size	time	size	time	size	time	size	time	size	time
unconstr	16.00	2.43	32.00	2.58	48.40	2.37	49.40	33.32	131.60	17.02	146.00	430.86
AProVE09-08	7.00	24.26	7.20	27.60	8.00	51.17	10.00	49.14	8.00	1583.95	10.80	968.71
AProVE09-15	78.20	845.51	91.00	538.64	540.80	16280.83	595.80	3076.52	-	-	2992.00	21327.25
AProVE09-20	56.40	187.74	63.20	168.65	390.20	2627.94	372.20	514.98	-	-	1907.40	5553.26
AProVE09-21	78.20	410.39	93.80	571.26	459.00	4887.11	491.20	1350.52	-	-	2130.20	7857.80
UR-10	10.20	86.42	11.00	82.24	24.20	114.76	24.60	101.83	63.20	1398.16	60.20	996.12
q_query_3_L60	60.20	234.41	72.20	330.87	529.40	4663.78	578.40	1094.74	-	-	3575.00	10538.59
q_query_3_I37	71.40	227.96	85.60	278.80	472.40	3937.79	509.20	728.28	-	-	2438.00	6086.88
q_query_3_I38	52.40	155.44	66.40	172.51	312.60	1191.88	299.40	426.56	-	-	1215.00	3468.13
q_query_3_I39	45.60	82.92	54.00	64.89	259.80	953.48	233.00	207.16	-	-	941.60	1923.11
q_query_3_I40	39.00	95.45	49.40	84.20	198.80	492.29	199.60	238.15	889.50	12557.12	757.40	2368.55
q_query_3_I41	22.60	57.07	21.80	50.05	98.00	217.92	88.60	131.48	345.60	5621.04	311.60	1272.20
q_query_3_I42	22.80	67.64	23.40	63.96	98.40	244.07	92.20	134.25	386.00	6125.09	317.40	1400.84
q_query_3_I43	15.00	72.06	15.60	56.85	55.20	247.21	50.00	111.88	177.40	7731.68	157.80	997.50
rpoc_xits_17	-	-	-	-	-	-	-	-	-	-	-	-

Table 13: Average test suite size and runtime for the instances with 100 parameters and 10000 conflicts

available CT benchmarks. Notice that in this case, we focus on the MCAC problem, but other CT problems can also be considered for this analysis.

In Ansótegui et al. [2021a], Yamada et al. [2016], authors show how IPOG is faster than the BOT-its/*Algorithm 5* algorithm for the current CT benchmarks. However, as we discussed in Section 4.3, we observe now, that in general, the BOT-its algorithm is able to obtain an MCAC in less time than IPOG. Notice that IPOG needs to ensure at each point that all the partially-built test cases are consistent with the SUT constraints (see Section 3.1). This implies a query to the SAT solver for each value that it fixes in horizontal extension, another query to the SAT solver for each tuple that has not been covered and an additional query for each of the tests where a tuple can be covered until it is covered.

In contrast, the BOT-its algorithm only checks the first tuple that it fixes in the test and once it finishes building it¹⁶ (see Section 3.2). In case it is not, it removes the last fixed parameter and checks the test again until the test is consistent. Although this method can produce as many SAT queries as the IPOG algorithm in the worst case, we observe that this is not true for the average case. Therefore, the BOT-its algorithm can potentially reduce the number of SAT queries with respect to IPOG. This comes with the drawback of having a more incomplete heuristic than IPOG, which can increase the test suite size. Additionally, the BOT-its algorithm is able to eliminate forbidden tuples more efficiently than IPOG (i.e. it does not require one SAT query for each forbidden tuple).

¹⁶For each of the fixed parameters, BOT-its performs a *limited* query to the SAT solver, which is much more efficient in terms of time

	$t = 2$				$t = 3$				$t = 4$			
	ipog		bot		ipog		bot		ipog		bot	
	size	time	size	time	size	time	size	time	size	time	size	time
0	9.2	1.29	8.8	1.44	22.2	1.59	22.0	1.53	37.2	1.76	37.6	1.84
1	9.6	2.24	9.6	1.63	22.4	2.40	20.8	2.47	52.8	1.87	51.0	2.21
2	8.8	2.20	8.8	1.68	19.0	2.27	18.8	2.03	44.8	2.26	42.8	2.65
3	8.4	2.24	8.4	1.57	20.8	2.23	20.0	2.41	43.8	2.14	42.2	2.19
4	10.2	1.29	10.2	1.42	31.2	1.69	29.4	1.86	85.4	1.92	80.8	4.03
5	1.0	2.21	1.0	1.99	1.0	1.54	1.0	1.55	1.0	1.81	1.0	1.85
6	13.6	2.24	12.8	1.58	30.4	2.61	30.2	2.30	48.6	2.26	49.8	2.55
7	9.6	1.78	9.8	1.65	25.0	2.39	24.2	2.14	59.6	2.27	59.8	2.72
8	8.2	2.25	8.4	1.73	17.4	2.30	16.6	2.35	36.0	1.49	36.8	1.55
9	13.0	2.27	12.6	1.60	36.8	2.35	35.8	2.56	101.8	1.60	95.0	3.10
10	8.0	2.19	7.8	1.83	18.6	2.20	18.6	2.39	37.8	2.00	37.6	1.94
12	4.0	1.31	4.0	1.44	4.0	1.55	4.0	1.69	4.0	1.81	4.0	1.78
14	7.4	2.19	7.0	1.53	13.4	2.35	14.6	2.56	26.4	2.11	27.4	1.95
15	10.8	2.13	11.0	1.57	32.8	2.15	31.4	2.35	80.2	2.07	79.2	2.65
16	7.0	2.03	6.8	2.05	9.0	1.41	9.0	1.52	9.0	2.27	9.0	2.32
17	9.8	1.18	10.4	1.60	24.6	1.72	23.6	1.71	58.2	1.68	58.4	1.96
18	5.0	2.05	5.0	1.86	6.0	1.43	6.0	1.44	6.0	1.76	6.0	1.83
19	14.0	2.28	13.8	1.80	40.6	2.44	41.6	2.52	101.8	2.43	103.8	4.01
20	10.2	2.24	11.2	1.68	28.0	2.17	26.8	2.17	75.6	2.28	70.0	3.68
21	5.6	2.25	5.2	1.72	8.0	2.23	8.0	2.34	8.0	1.96	8.0	2.06
22	11.0	2.16	12.4	1.69	30.2	2.38	29.8	2.54	81.8	2.25	76.8	3.85
25	6.0	1.27	5.8	1.30	10.0	1.55	10.0	1.63	12.0	1.92	12.0	1.79
26	6.0	1.84	6.0	1.72	10.4	1.19	11.4	1.21	16.0	1.66	16.0	2.01
28	9.8	2.19	10.0	1.61	24.8	2.18	25.2	2.21	64.2	2.01	61.6	2.10
30	11.6	1.83	11.0	1.70	37.6	2.68	35.6	2.82	108.4	2.40	103.6	4.04
31	6.6	2.24	6.2	1.60	10.8	2.41	10.2	2.47	12.0	2.32	12.0	2.43
33	11.0	2.32	10.2	1.72	31.2	2.55	29.2	2.57	86.2	2.23	78.4	3.39
34	10.0	2.30	10.2	1.69	27.8	2.30	27.8	2.18	77.2	1.81	74.0	2.76
36	9.4	2.25	10.0	1.54	26.8	2.39	25.6	2.43	71.0	1.74	69.4	2.25
38	8.8	1.48	8.4	1.95	21.6	1.38	22.0	1.45	52.0	1.44	50.8	1.58
40	10.2	2.28	10.2	1.73	30.0	1.90	28.6	1.88	81.4	2.27	77.2	3.19
41	5.6	2.18	5.6	1.59	8.0	2.26	8.0	2.27	8.0	2.46	8.0	2.93
42	6.0	1.29	6.0	1.65	6.0	1.68	6.0	1.70	6.0	1.79	6.0	1.82
43	11.4	2.36	10.4	1.84	32.4	1.50	32.2	1.60	90.4	2.08	88.8	3.32
44	9.0	2.24	9.2	1.86	20.8	1.39	20.4	1.68	49.0	2.22	47.8	2.91
45	10.0	1.33	10.6	1.70	25.4	1.85	25.2	1.91	65.0	2.06	62.2	3.41
47	13.0	2.33	12.2	1.73	40.4	2.17	38.0	2.23	111.2	2.40	104.2	4.34
48	9.4	2.24	10.0	1.68	24.8	2.17	25.4	2.28	62.2	1.92	63.8	2.30

Table 14: Results for the IPOG and BOT-its algorithms over the *BOOLC* track of the CT Competition 2022. Benchmarks with less than 10 parameters were discarded.

On the other hand, IPOG obtains better MCAC sizes in general. This is also observed in Ansótegui et al. [2021a] for the current CT benchmarks.

As a rule of thumb, we recommend using the IPOG algorithm for SUTs with *simple* constraints and low strength t (which are all the available CT benchmarks until this work). To try to obtain smaller test suites for these instances, metaheuristic approaches such as Fu et al. [2020], Luo et al. [2021] can also be useful. These approaches take an already-built MCAC (for example, one obtained using IPOG) and try to eliminate test cases by swapping values in the test suite using local search techniques. For the cases where an optimal MCAC is required there exist several algorithms such as MaxSAT MCAC Ansótegui et al. [2022], Ansótegui et al. [2013] or CALOT Yamada et al. [2015]. Notice however that obtaining a minimal MCAC for a given SUT and strength t is an NP-Hard Maltais and Moura [2010] problem, and that only relatively small instances with small strengths (e.g. $t = 2$) are suitable for these methods.

In case the generation time is important, for more complex constraints we recommend the BOT-its algorithm and its variants. Additionally, for higher strengths where the memory consumption of the IPOG algorithm is too high, the PBOT-its variant of BOT-its can mitigate these memory issues. As a side note, notice also that BOT-its and PBOT-its allow *online* testing of the SUT, as test cases can be applied to the system as soon as they are produced. In the IPOG algorithm, a test case is not completed until the algorithm finishes.

Trying to find optimal MCACs for these kinds of instances by using MaxSAT MCAC or CALOT can be more challenging. Unlike in IPOG or BOT-its, these other algorithms need to encode a copy of the SUT constraints for each test, making these approaches impractical when having large SUT constraints (even for $t = 2$).

Similarly, metaheuristic approaches can also suffer when dealing with *hard* SUT constraints, as for each change that they perform in the test suite, they must ensure that it is consistent with the SUT constraints by querying the SAT solver.

6 Conclusions and Future Work

We have presented a new generator for SUT benchmarks. Thanks to its original and simple design it is possible now to have access, from the CT research community to many different kinds of structures contained in SAT instances that do represent real-world problems. In particular, we can now generate SUT benchmarks of a given size and constraint hardness that will ease the development of new CT tools. Additionally, this approach can be easily adapted to take advantage of the available instances in other constraint programming or operation research formalisms. Finally, an important contribution of this work is to have provided a first detailed study of available CT tools. This study helps to characterize better when we should use a given CT tool and therefore increase the robustness of our testing strategies when facing a new SUT.

As future work, we will extend SUT-G to generate SUTs with Mixed domains, which can be achieved easily by using CSP instances, MIP instances or even Minizinc instances (formalisms that allow the usage of finite-domain variables) as input to SUT-G instead of SAT instances. Alternatively, we could detect CSP variables modelled by SAT variables in a SAT instance Ansótegui [2004].

A more challenging task is to analyze how the SUT constraints (on the selected SUT parameters) restrict the Covering Array number for a given strength. That is to be able to build SUTs for a given strength whose optimal Covering Array size is guaranteed to be within some boundaries.

References

- Changhai Nie and Hareton Leung. A survey of combinatorial testing. *ACM Computing Surveys (CSUR)*, 43(2):1–29, 2011.
- D. Richard Kuhn, Dolores R. Wallace, and Albert M. Gallo. Software fault interactions and implications for software testing. *IEEE Trans. Software Eng.*, 30(6):418–421, 2004.
- Myra B Cohen, Matthew B Dwyer, and Jiangfan Shi. Constructing interaction test suites for highly-configurable systems in the presence of constraints: A greedy approach. *IEEE Transactions on Software Engineering*, 34(5): 633–650, 2008.
- Itai Segall, Rachel Tzoref-Brill, and Eitan Farchi. Using binary decision diagrams for combinatorial test design. In *Proceedings of the 2011 International Symposium on Software Testing and Analysis*, page 254–264, New York, NY, USA, 2011. Association for Computing Machinery. ISBN 9781450305624.
- L. Yu, F. Duan, Y. Lei, R. N. Kacker, and D. R. Kuhn. Constraint handling in combinatorial test generation using forbidden tuples. In *2015 IEEE Eighth International Conference on Software Testing, Verification and Validation Workshops (ICSTW)*, pages 1–9, 2015.
- Akihisa Yamada, Armin Biere, Cyrille Artho, Takashi Kitamura, and Eun-Hye Choi. Greedy combinatorial test case generation using unsatisfiable cores. In *Proceedings of the 31st IEEE/ACM International Conference on Automated Software Engineering*, ASE 2016, page 614–624, New York, NY, USA, 2016. Association for Computing Machinery. ISBN 9781450338455.
- Rachel Tzoref-Brill and Shahar Maoz. Modify, enhance, select: Co-evolution of combinatorial models and test plans. In *Proceedings of the 2018 26th ACM Joint Meeting on European Software Engineering Conference and Symposium on the Foundations of Software Engineering*, ESEC/FSE 2018, page 235–245, New York, NY, USA, 2018. Association for Computing Machinery. ISBN 9781450355735. doi:10.1145/3236024.3236067. URL <https://doi.org/10.1145/3236024.3236067>.

- Armin Biere, Marijn Heule, Hans van Maaren, and Toby Walsh, editors. *Handbook of Satisfiability - Second Edition*, volume 336 of *Frontiers in Artificial Intelligence and Applications*. IOS Press, 2021. ISBN 978-1-64368-160-3. doi:10.3233/FAIA336. URL <https://doi.org/10.3233/FAIA336>.
- Bart Selman, Henry Kautz, and David McAllester. Ten challenges in propositional reasoning and search. In *Proceedings of the 15th International Joint Conference on Artificial Intelligence - Volume 1, IJCAI'97*, page 50–54, San Francisco, CA, USA, 1997. Morgan Kaufmann Publishers Inc. ISBN 15558604804.
- Yu Lei, Raghu Kacker, D. Richard Kuhn, Vadim Okun, and James Lawrence. Ipog/ipog-d: efficient test generation for multi-way combinatorial testing. *Software Testing, Verification and Reliability*, 18(3):125–148, 2008. doi:<https://doi.org/10.1002/stvr.381>. URL <https://onlinelibrary.wiley.com/doi/abs/10.1002/stvr.381>.
- Carlos Ansótegui, Jesus Ojeda, and Eduard Torres. Building high strength mixed covering arrays with constraints. In Laurent D. Michel, editor, *27th International Conference on Principles and Practice of Constraint Programming, CP 2021, Montpellier, France (Virtual Conference), October 25-29, 2021*, volume 210 of *LIPICs*, pages 12:1–12:17. Schloss Dagstuhl - Leibniz-Zentrum für Informatik, 2021a. doi:10.4230/LIPICs.CP.2021.12. URL <https://doi.org/10.4230/LIPICs.CP.2021.12>.
- Brady J. Garvin, Myra B. Cohen, and Matthew B. Dwyer. An improved meta-heuristic search for constrained interaction testing. In *2009 1st International Symposium on Search Based Software Engineering*, pages 13–22, 2009. doi:10.1109/SSBSE.2009.25.
- Yingjie Fu, Zhendong Lei, Shaowei Cai, Jinkun Lin, and Haoran Wang. Wca: A weighting local search for constrained combinatorial test optimization. *Information and Software Technology*, 122:106288, 2020. ISSN 0950-5849. doi:<https://doi.org/10.1016/j.infsof.2020.106288>. URL <https://www.sciencedirect.com/science/article/pii/S0950584920300380>.
- Chuan Luo, Jinkun Lin, Shaowei Cai, Xin Chen, Bing He, Bo Qiao, Pu Zhao, Qingwei Lin, Hongyu Zhang, Wei Wu, Saravanakumar Rajmohan, and Dongmei Zhang. Autocag: An automated approach to constrained covering array generation. In *2021 IEEE/ACM 43rd International Conference on Software Engineering (ICSE)*, pages 201–212, 2021. doi:10.1109/ICSE43902.2021.00030.
- Jacek Czerwonka. Pairwise testing in real world. In *Proc. of the Twenty-fourth Annual Pacific Northwest Software Quality Conference, 10-11 October 2006, Portland, Oregon*, pages 419–430, 2006.
- Angelo Gargantini and Marco Radavelli. Migrating combinatorial interaction test modeling and generation to the web. In *2018 IEEE International Conference on Software Testing, Verification and Validation Workshops (ICSTW)*, pages 308–317, 2018. doi:10.1109/ICSTW.2018.00066.
- Mehra N. Borazjany, Linbin Yu, Yu Lei, Raghu Kacker, and Rick Kuhn. Combinatorial testing of ACTS: A case study. In *Fifth IEEE International Conference on Software Testing, Verification and Validation, ICST 2012, Montreal, QC, Canada, April 17-21, 2012*, pages 591–600, 2012.
- G. S. Tseitin. *On the Complexity of Derivation in Propositional Calculus*, pages 466–483. Springer Berlin Heidelberg, Berlin, Heidelberg, 1983. ISBN 978-3-642-81955-1.
- Niklas Eén and Niklas Sörensson. Translating Pseudo-Boolean Constraints into SAT. *Journal on Satisfiability, Boolean Modeling and Computation*, 2(1-4):1–26, January 2006. Publisher: IOS Press.
- Carlos Ansótegui and Felip Manyà. Mapping problems with finite-domain variables into problems with boolean variables. In *SAT 2004 - The Seventh International Conference on Theory and Applications of Satisfiability Testing, 10-13 May 2004, Vancouver, BC, Canada, Online Proceedings*, pages 1–15, 2004.
- Linbin Yu, Feng Duan, Yu Lei, Raghu N. Kacker, and D. Richard Kuhn. Constraint handling in combinatorial test generation using forbidden tuples. In *2015 IEEE Eighth International Conference on Software Testing, Verification and Validation Workshops (ICSTW)*, pages 1–9, 2015. doi:10.1109/ICSTW.2015.7107441.
- Renée C. Bryce, Charles J. Colbourn, and Myra B. Cohen. A framework of greedy methods for constructing interaction test suites. In *27th International Conference on Software Engineering (ICSE 2005), 15-21 May 2005, St. Louis, Missouri, USA*, pages 146–155, 2005.
- Carlos Ansótegui, Jesus Ojeda, António Pacheco, Josep Pon, Josep M. Salvia, and Eduard Torres. Optilog: A framework for sat-based systems. In Chu-Min Li and Felip Manyà, editors, *Theory and Applications of Satisfiability Testing - SAT 2021 - 24th International Conference, Barcelona, Spain, July 5-9, 2021, Proceedings*, volume 12831 of *Lecture Notes in Computer Science*, pages 1–10. Springer, 2021b. doi:10.1007/978-3-030-80223-3_1. URL https://doi.org/10.1007/978-3-030-80223-3_1.

- Linbin Yu, Yu Lei, Mehra Nourozborazjany, Raghu N. Kacker, and D. Richard Kuhn. An efficient algorithm for constraint handling in combinatorial test generation. In *2013 IEEE Sixth International Conference on Software Testing, Verification and Validation*, pages 242–251, 2013. doi:10.1109/ICST.2013.35.
- Gilles Audemard, Jean-Marie Lagniez, and Laurent Simon. Improving glucose for incremental sat solving with assumptions: Application to mus extraction. In *International conference on theory and applications of satisfiability testing*, pages 309–317. Springer, 2013.
- Josep Alos, Carlos Ansótegui, Josep M. Salvia, and Eduard Torres. Optilog V2: model, solve, tune and run. In Kuldeep S. Meel and Ofer Strichman, editors, *25th International Conference on Theory and Applications of Satisfiability Testing, SAT 2022, August 2-5, 2022, Haifa, Israel*, volume 236 of *LIPICs*, pages 25:1–25:16. Schloss Dagstuhl - Leibniz-Zentrum für Informatik, 2022. doi:10.4230/LIPICs.SAT.2022.25. URL <https://doi.org/10.4230/LIPICs.SAT.2022.25>.
- SAT-Competition, 2009. www.satcompetition.org/2009.
- Carlos Ansótegui, Felip Manyà, Jesus Ojeda, Josep M. Salvia, and Eduard Torres. Incomplete MaxSAT approaches for combinatorial testing. *Journal of Heuristics*, 28(4):377–431, August 2022. ISSN 1572-9397. doi:10.1007/s10732-022-09495-3. URL <https://doi.org/10.1007/s10732-022-09495-3>.
- Carlos Ansótegui, Idelfonso Izquierdo, Felip Manyà, and José Torres-Jiménez. A max-sat-based approach to constructing optimal covering arrays. In *Artificial Intelligence Research and Development - Proceedings of the 16th International Conference of the Catalan Association for Artificial Intelligence, Vic, Catalonia, Spain, October 23-25, 2013*, pages 51–59, 2013.
- Akihisa Yamada, Takashi Kitamura, Cyrille Artho, Eun-Hye Choi, Yutaka Oiwa, and Armin Biere. Optimization of combinatorial testing by incremental SAT solving. In *8th IEEE International Conference on Software Testing, Verification and Validation, ICST 2015, Graz, Austria, April 13-17, 2015*, pages 1–10, 2015.
- Elizabeth Maltais and Lucia Moura. Finding the best CAFE is np-hard. In *LATIN 2010: Theoretical Informatics, 9th Latin American Symposium, Oaxaca, Mexico, April 19-23, 2010. Proceedings*, pages 356–371, 2010.
- Carlos Ansótegui. *Complete SAT solvers for Many-Valued CNF Formulas*. PhD thesis, University of Lleida, 2004.