

A Performance Verification Methodology for Resource Allocation Heuristics

Saksham Goel, Benjamin Mikek⁺, Jehad Aly⁺, Venkat Arun, Ahmed Saeed⁺, Aditya Akella
UT Austin, ⁺Georgia Tech

Abstract

Performance verification is a nascent but promising tool for understanding the performance and limitations of heuristics under realistic assumptions. Bespoke performance verification tools have already demonstrated their value in settings like congestion control and packet scheduling. In this paper, we aim to emphasize the broad applicability and utility of performance verification. To that end, we highlight the design principles of performance verification. Then, we leverage that understanding to develop a set of easy-to-follow guidelines that are applicable to a wide range of resource allocation heuristics. In particular, we introduce Virelay, a framework that enables heuristic designers to express the behavior of their algorithms and their assumptions about the system in an environment that resembles a discrete-event simulator. We demonstrate the utility and ease-of-use of Virelay by applying it to six diverse case studies. We produce bounds on the performance of classical algorithms, work stealing and SRPT scheduling, under practical assumptions. We demonstrate Virelay’s expressiveness by capturing existing models for congestion control and packet scheduling, and we verify the observation that TCP unfairness can cause some ML training workloads to spontaneously converge to a state of high network utilization. Finally, we use Virelay to identify two bugs in the Linux CFS load balancer.

1 Introduction

Modern software systems employ many heuristics to schedule resources such as CPU cores, virtual machines, and network paths. They undergo continuous development and fine-tuning to cope with the diversity of system characteristics and workloads. Evaluating their performance is a key challenge. Simulations are easy to do, but may not be realistic. Evaluation in deployment is realistic but can require extensive development effort. Further, instrumenting a real testbed to get sufficient visibility while emulating realistic workloads can be non-trivial and add significant overhead [24].

Recently, there has been interest in using methods from formal verification to evaluate the performance properties of heuristics [3, 4, 6, 26, 27, 32]. Approaches like these are examples of *performance verification*: the use of solvers, theorem

provers, or other formal tools to provide theoretical guarantees about the performance of an algorithm on a particular system. Performance verification overcomes a key limitation of simulators. In particular, simulations can only check specific workloads manually selected by developers, increasing developer effort and potentially leaving out significant behaviors. Formal methods can automatically reason about combinatorially many workloads and system designs, providing thorough and conclusive answers about which conditions fall under the assumptions made by a model. Prior work on formal verification of performance properties focuses on specific individual domains: congestion control [5, 6], packet scheduling [4], and traffic engineering [26, 27]. In these domains, verification approaches have discovered previously unknown performance issues and proven performance guarantees. However, these approaches require considerable human ingenuity and effort which must be replicated by hand for each domain. Developing new techniques for each of hundreds of diverse heuristics would be infeasible, particularly for the long tail of less well-studied examples.

This paper seeks to help the typical system designer with minimal formal methods background to obtain *useful* and *actionable* insights about how their heuristic of interest will impact their system. To that end, we conduct performance verification on six different heuristics used in six different systems. Through our experience, we identified two fundamental challenges and propose a framework, Virelay, that helps overcome them. First, since verification performs worst-case analysis, it can be overly pessimistic. We offer guidance on how to discover a *minimal* set of assumptions that the designer needs to make to obtain useful insights. Second, real systems are extremely complicated, which makes it impractical for humans to fully model them and for computers to reason about the resulting models. We recommend that the designer break down the heuristic’s execution into a small and linear sequence of steps, over-approximating when necessary to preserve rigor while reducing model complexity.

Our six case studies illustrate Virelay. The first four are new and four distinct students worked on them sequentially, evolving Virelay with each use-case. The last two replicate prior work using our framework [4, 6]. The four case studies investigate 1) work stealing scheduling, 2) the Linux CFS

load balancer [15, 16], 3) single processor shortest remaining time first scheduling (SRPTF), and 4) a recent network scheduler for neural network training clusters [31]. The first and third case studies took time as we were still developing the methodology. In the second, an undergraduate student, already knowledgeable about the Linux load balancer, was able to discover bugs in three weeks. In the fourth, a PhD student already experienced in formal methods and systems, extended an existing result on convergence to new workload classes in just three days. Finally, we were able to replicate some of the findings from FPerf [4]¹ and CCAC [6]² in one week. Thus Virelay enables designers to *quickly* obtain actionable insights about heuristics used in real-world systems.

While our primary contribution is the framework, our four case studies also find new and actionable insights about real-world heuristics that are independently interesting. We will release the code of Virelay along with a comprehensive user guide after the publication of this paper.

2 Motivation and Design Rationale

2.1 Scenario

The CFS load balancer is an important component of Linux. It has seen continuous development for over two decades. Ideally, the load balancer should be work conserving while avoiding significant load imbalance. Before 2019, it had several well-documented problems [15, 25], leading to a complete rework of its code in 2019 [15]. Unsurprisingly, the rework release note stated that “there is going to be some workload that is hurting from these changes” [23]. Indeed, shortly after the rework, it was discovered that imbalance can persist due to inaccurate accounting of the load on an overloaded CPU [2]. Several major adjustments have been made since the rework, based on a process of trial and error. In this process, performance regression is detected by a kernel expert for a workload they regularly deploy, leading to some discussion between maintainers and an eventual fix. Instances of this process are numerous [1, 14, 19, 21]. This process of trial and error is inefficient.

In this paper, we argue that performance verification can more efficiently and systematically detect such performance bugs. We use our approach to reproduce existing performance bugs and identify new performance problems in the latest Linux CFS load balancer (i.e., v6.8-rc1). For example, we find that an overloaded CPU can have some of its tasks migrated to another CPU, only for that CPU to steal them back shortly after. The result is that the overloaded CPU remains the only overloaded CPU in the system, with its

tasks receiving less than 60% the execution time of any other task in the system (§5).

Despite its advantages, performance verification for systems remains a nascent area, and the tools thus far are bespoke, tailored for the particular system-heuristic pairs they analyze. Developing a custom model of a heuristic like the Linux CFS load balancer, consisting of 10,000 lines of code, is a tremendous undertaking, requiring expertise spanning kernel development, modeling, and formal verification methods. Producing bespoke models from scratch for every complex heuristic would therefore be impractical. In the following sections, we investigate the principles underlying performance verification approaches and use that understanding to develop a general framework to guide developers in performance verification of new systems.

2.2 Assumption-Constrained Worst-Case Analysis

The driving insight behind performance verification is that worst-case analysis can account for real-world behaviors that probabilistic analysis can miss. Consider why developing the Linux CFS load balancer has been such a confusing enterprise. Its analysis has been largely probabilistic; developers run benchmarks and measure the performance. However, it is very difficult to generalize these results; every change to the heuristic helps some workloads while hurting others. The difficulty arises from the fundamental problem that probabilistic analyses make too many assumptions about the workload and environment. Every benchmark embodies very specific distributions for the number of threads, their relationships to each other, and their blocking characteristics. Individual benchmarks can therefore miss real-world circumstances where the heuristic fails.

Minimal assumptions Worst-case analysis addresses the limitations of benchmarking by considering *all* the possible circumstances a heuristic may face. In essence, performance verification describes a system and then lets an “adversary”, i.e., a solver, choose among all possible inputs in a bid to produce undesired behavior. While simulations are made more realistic by adding detail to the models, performance verification is improved by *removing* details. This is because, when we remove details, we reduce the number of constraints in the model, which allows the solver to adversarially choose among more possible behaviors. The tradeoff is that this approach is *overapproximative*, a feature common to many types of formal verification. In an overapproximation, any behavior of the real system is possible, but behaviors possible in the model may not occur in practice. Thus performance verification with minimal assumptions may be too *pessimistic*.

¹To aid human interpretation, FPerf produces an entire class of workloads that breaks a given heuristic. Our methods produce only a single workload and are hence simpler. For our case studies, this is sufficiently interpretable.

²CCAC developed a custom network model, which we capture using Virelay.

To combat this drawback, we usually need *assumption-constrained* worst-case analysis. Assumptions often arise when the current state of the system or its future inputs are unknown or too expensive to determine. A benchmark of the Linux load balancer makes assumptions about factors like 1) the distribution for the CPU and IO requirements of each task which determines how much CPU load a task will create, 2) the cache access patterns of tasks which determines their locality, 3) the behavior of the CFS scheduler which impacts fairness between tasks executing on the same CPU. During performance verification, we achieve worst-case analysis subject to constraints by allowing the “adversary” to decide the initial values for the parameters of all tasks, e.g., blocking and running times, allowing it to explore all possible task behaviors. If the property we want to verify is true in spite of an adversarial assignment of inputs, it will be true in any real system. If the property is false, users can inspect how the adversary broke the property, revealing what restrictions are necessary to make the property true. This exercise *reveals which assumptions about a system’s environment are implicitly embedded in a heuristic*. For example, assuming that the CFS scheduler can be unfair to tasks scheduled on the same CPU necessarily leads to unfairness between tasks that the load balancer cannot fix. Thus, we add to our model the assumption that the CFS scheduler is fair.

Because the constraining assumptions used in performance verification are *minimal*, the size of the explored input space remains far larger than that exercised by benchmarking or simulation. However, even with an iterative process of adding assumptions, developers face a challenge in organizing the assumptions they make, and in determining whether these assumptions are minimal. In the next subsection, we develop a guide to help developers respond to these challenges.

What questions can it answer? Since performance verification does not consider concrete distributions, it cannot answer quantitative questions like “what is the 99th percentile latency”? Instead, performance verification is to benchmarks and simulations what asymptotic analysis of an algorithm is to measuring its running time. It answers qualitative questions about the performance of a heuristic such as “is the process scheduler eventually work conserving?” (see §5), “does the distributed flow synchronization mechanism eventually converge to a good state?” (see §6.2), or “does this congestion control algorithm eventually achieve non-zero utilization?” (see §B). In addition to these questions, performance verification can answer quantitative questions about worst-case performance, such as comparing a heuristic’s decisions to an offline optimal solution (see §6.1 and [27]).

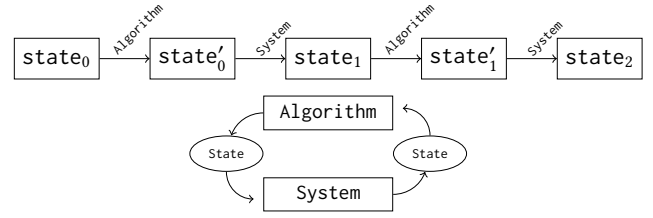


Figure 1: Overview of alternating calls between System and Algorithm.

2.3 Human-computer Collaboration

Humans can find it hard to search through the exponentially many possible execution paths of a heuristic. This is particularly true for control algorithms that operate over multiple timesteps, since the temporal dynamics may be counter-intuitive for humans. Automated reasoning with SMT solvers [9, 13] can find insights that humans miss. However it is unreasonable to expect a computer to automatically analyze a complex system. Humans are much better at abstracting to the appropriate level. Virelay provides recommendations on how to best combine the strengths of human and computer reasoning. As with any evaluation of a heuristic including simulations and real-world testing, we recommend that the model designer begin by identifying 1) the heuristic algorithm, 2) the system it is operating under, and 3) the performance properties they wish to monitor. Virelay is built around the following ideas.

Small and linear sequence of events. We advocate following the modeling approach used in discrete-event simulation. The designer expresses interaction between the system and the heuristic with a *small* and *linear* sequence of alternating calls between the two (see Figure 1). The heuristic observes the system state and makes a control decision. The system then updates its state in response to the decision. We call a heuristic invocation an “event”; state changes occur because of heuristic action (at the event) and because of the operation of the system (between events). Under this model, both the system and the heuristic are modeled as simple state transition functions. We advocate for this approach for two reasons.

First, having a *small* sequence is necessary to make fully-automated verification feasible. Further, we show that a small sequence is sufficient to capture interesting behaviors in many heuristics. There are two ways to ensure that a small sequence of events is representative of larger realistic sequences. The rigorous method is to use the SMT solver to prove lemmas over short event sequences, and use them in hand-written proofs that apply to arbitrarily long sequences of events using the principle of mathematical induction. The hand-written parts of the proofs are easy to write, since the SMT solver is doing the heavy lifting. Two of our case

studies, in sections 6.2 and 5 (and one prior work [6]), use this method. There is another non-rigorous approach that is used by our other two case studies. Here, we simply perform bounded model checking and assume that the results apply to larger sequences. Our confidence in such assumptions comes from the highly regular structure of the output (see §4 and §6.1).

Second, the linear structure makes the constraints shorter and simpler to write. In particular, the template of a discrete-event simulator allows for encoding the model as a sequence of identical invocations of the heuristic and system, differing only in their input (i.e., system state). At each event, we replicate all the state so that the state at time t only depends on the variables at time $t - 1$.

Iterative refinement of model assumptions. Overapproximation is a necessary component in performance verification. We advocate that models primarily overapproximate the behavior of the system, not the heuristic. In particular, the model designer should attempt to capture the heuristic with high fidelity, as it is the focus of the modeling effort. On the other hand, the system can be too complicated for humans to model with high fidelity. Thus, we conversely advocate that the model of the system be as loose as possible, adding only the bare minimum constraints on system behavior, relying on overapproximation as discussed earlier. For instance, in work stealing we start by allowing execution time and context switching costs to be arbitrary real numbers, with the only constraint being that they be positive. We can retain confidence in the minimality of assumptions by developing them through an iterative interaction between a developer adding assumptions and the adversarial solver exposing the need for new ones.

To enable designers to discover minimal assumptions under which we can prove a performance property, Virelay gives the designer solver outputs representing a small example where the heuristic fails by an extreme amount. In work stealing, for instance, such an example might be a 3-task job where the performance of work stealing is $100\times$ worse than optimal. These simple examples make the necessary conditions for poor performance very clear. Moreover, they can be generated iteratively: a designer may use an example to find a missing assumption, add that assumption, and then generate another example that illuminates further necessary assumptions. At the end of this process, the user is left with a model that makes the smallest possible set of assumptions while still providing useful results. We have found this iteration strategy to be a key benefit of Virelay in several case studies. In work stealing, for instance, it allowed us to discover that the ratio of context-switching costs between tasks is a key determinant of performance.

2.4 Limitations

Naturally, Virelay is not a panacea. Virelay helps model a single deterministic heuristic in a system that can be abstracted as a single transition function. In other words, Virelay does not support modeling the interactions between different heuristics that jointly control a system as it would require identifying all possible interleavings of the invocations of the controllers and the system. In scenarios where multiple heuristics interact, we combine them in a single controller, if possible, or treat all but one of them as part of the system. Further, Virelay doesn't support modeling randomized algorithms nor is it suitable for verifying the implementation of a heuristic. Like existing tools, Virelay requires its users to encode a separate representation of the heuristic [4, 6, 27]. Like other model-checking-based techniques, Virelay only supports relatively small instances of the modeled problem, which we found to be sufficient to prove interesting properties. Finally, Virelay is built on a one-size-fits-all template which is bound to increase the model size compared to bespoke models. Yet, in our experiments, verification time was almost identical for the Virelay model of work stealing and the bespoke model we developed for it.

2.5 Related Work

A long history of theoretical analysis of scheduling algorithms can be traced back to Graham's work on multiprocessor scheduling for jobs with precedence [22]. Since then, a diverse class of related problems have been studied, including different machine environments (single, multiple-uniform, multiple-unrelated), job characteristics (processing times, arrival times, preemption), and objective functions (mean/max completion time, throughput, sojourn time) [11, 12, 30]. We focus on approaches based on formal methods and worst-case analysis. CCAC [6] and FPerf [4] build formal models for congestion control and packet scheduling algorithms. Our approach has been directly inspired from these principles of building abstract models with specifications to verify them. FPerf provides a tool that allows for synthesizing generalized traces that cause poor performance. FPerf's synthesis tool solves an important but complementary problem to Virelay. Both FPerf and CCAC require expertise and significant human ingenuity, and cannot be easily applied in other settings. In contrast, we attempt to provide a general methodology that can be adapted to formally model a much larger class of schedulers. MetaOpt [27], like Virelay, allows identifying the gap between a heuristic and an optimal algorithm. MetaOpt focuses on cases where the optimal algorithm and the heuristic can be defined precisely as optimization problems, providing an efficient solver for cases where the search space is convex. Virelay can answer more elaborate questions about the performance of a heuristic. Further, Virelay

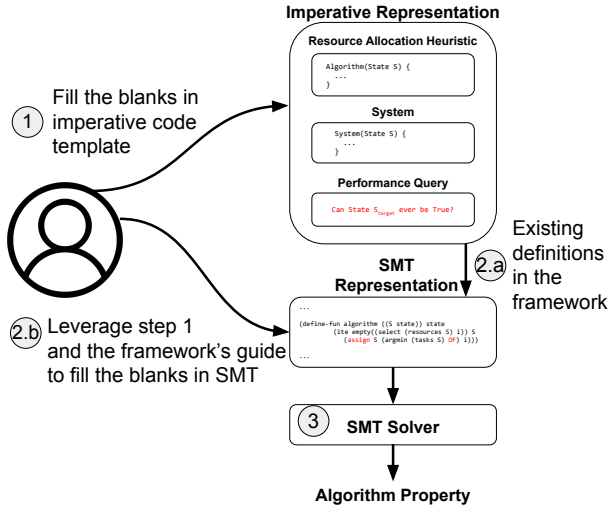


Figure 2: Performance verification workflow under Virelay. Although formal methods experts can jump right into step 2.b with little help from the guide or even existing definitions, we find that this framework helps formal methods novices develop useful models rapidly.

allows for analyzing performance over multiple events, while MetaOpt is concerned with a single invocation of the heuristic. However, MetaOpt can analyze larger problem instances than Virelay.

Virelay differs from existing work on Worst-Case Execution Time (WCET), applying formal methods to identify WCET scenarios for real-time systems. While WCET is concerned with identifying WCET under a completely specified model of a system, Virelay is concerned with assumption-constrained worst-case analysis. Thus, Virelay helps uncover a wider range of performance bugs by iteratively changing the assumptions added to the model. Further, Virelay provides a general framework for analyzing heuristics. On the other hand, WCET analyses are all individually tailored to their specific systems [30, 34–36].

3 Virelay

In this section, we describe Virelay, which allows users to bridge the gap between imperative system definitions and declarative verification constraints. Figure 2 shows the workflow of a heuristic designer using Virelay. First, they encode the behavior of their algorithm and system in imperative code within the skeleton provided by Virelay. Designer can also encode queries about the performance of their algorithm which typically take the form of declarative statements. Then, they map their imperative code to SMT constraints using the guide we provide next in the paper. Components of Virelay are already encoded as SMT constraints. Once the encoding is complete, the solver can find answers to performance queries made by the designer.

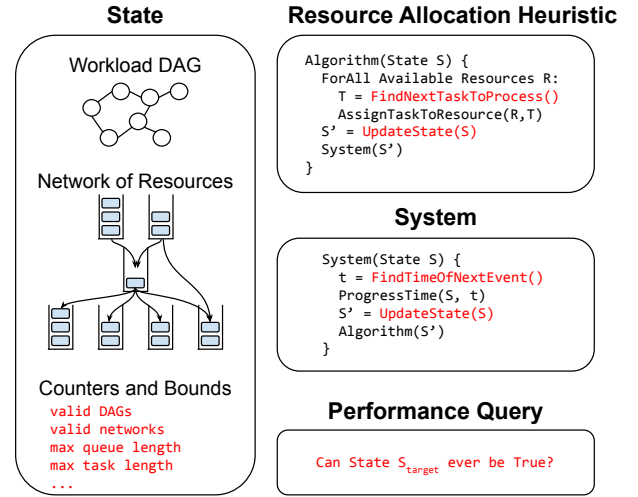


Figure 3: An overview of Virelay. A user only needs to fill in the red parts of the framework. More details about the exact structure of the framework are given in listings 1–4.

Any resource allocation problem involves some workload which we can represent as a set of tasks T , and a set of resources R to be used by tasks. Tasks come with some properties representing the amount of work to be done and dependencies on other tasks. A resource is equipped with a queue that contains the tasks that may use that resource.

The start and end of work on a particular task by a particular resource are events associated with points in time. In the most general sense, any allocation heuristic is an ordering of these events. To make the verification problem tractable, we introduce an abstraction, state which holds all information about tasks, resources, and global counters. Every state is associated with a particular time, allowing us to represent the ordering of events as a sequence of states and state transitions.

Unfortunately, state transitions between events are complex and generally specified with imperative code. To make it easy for users to convert such imperative descriptions to constraints, we define *two* transition functions between system states: *System*, representing state transitions caused by the system-wide behaviors, and *Algorithm*, representing state transitions caused by the invocation of the allocation algorithm. Thus, our model is composed of an alternating sequence of calls to *Algorithm* and *System*, as shown in Figure 1. Furthermore, we provide a general skeleton for each transition function. Thus, by filling in problem-specific “blanks” in each outline, developers can easily obtain declarative functions in the language of SMT representing the state transitions. Given these functions, a solver can reason about the system under study with a simple sequence of state transition constraints ($= S' \text{ System}(\text{Algorithm}(S))$) for each step moving from state S to state S' . Figure 3 shows in more

detail the components of a Virelay model: a three-part state abstraction, two functions `Algorithm` and `System`, and a performance query.

3.1 State

The state of any resource allocation system includes a description of tasks, resources, and possibly additional system-wide state. We represent system state as a tuple $\text{state} = (T, Q, W, C)$, where T is a set of tasks, Q is a set of queues, one for each resource, W is a set of variables, and C is a set of constraints which represent invariants on state, as described below.

- Task-wise variables: A task $t_i = (v_0, v_1, \dots)$ is a tuple of variables that represent the state of a task. For instance, a task may include variables to represent how much work has been done, or the time at which work started.
- Resource-wise variables (queues): Each resource is equipped with a queue Q , which includes an ordered set of tasks and possibly some additional variables to represent, for instance, the resource’s throughput. The queue contains the tasks which can be assigned to this resource.
- System-wide variables: Some scheduling systems may require system-wide variables to represent the global state, for instance, the system counters with the number of tasks that have been finished.
- Invariants: A set of constraints over features of state encoding bounds and “makes-sense” requirements, for example, maximum task length or limits on valid DAGs.

In some cases, parts of the system state can be inferred from others; for instance, the number of completed tasks could be represented as a function of the set of tasks. The question of which parts of the state should be explicitly assigned SMT variables and which should be computed from the rest is an implementation detail that may affect solver efficiency, but not correctness.

3.2 System

The system is imperative code for a transition function `System` which modifies a state variable and decides the time of the next invocation of the algorithm; in other words, it represents the passage of time and the completion of work in the given resource allocation problem. Intuitively, the system function checks whether any work is left. If there is none, it sets a “done” state and stops the running of the scheduling algorithm. Otherwise, it performs a problem-specific calculation to determine when the next allocation event should occur, updates the state of the relevant tasks and the resources they are using, and increments time and other system counters. This process is shown in function `System` of Listing 1.

The `System` function can represent any resource allocation problem with variation in three functions. In particular, users specify the three boxed functions in Listing 1 describing a

Listing 1: General System transition function in imperative form. This function represents state changes from the passage of time and the completion of work.

```

1 var S #state
2 def System():
3   if doneCondition(S):
4     exit S
5   else:
6     td = nextEvent(S)
7     update(S, S.time-td)
8     wait(S.time-td)

```

Listing 2: Declarative version of System in the SMT-LIB language.

```

1 (define-fun system ((S state) (t Real)) state
2   (ite (doneCondition(S)) markDone(S)
3     (let (td (- (time S) (nextEvent(S))))
4       wait(S, (update(S, td), td))))

```

Listing 3: General Algorithm transition function in imperative form. This function represents state changes from the application of a scheduling heuristic.

```

1 var S #state
2 def Algorithm():
3   for j in S.R:
4     if S.R[j].q empty:
5       ta = argmini ∈ S.T (OFS.R[j](S.T[i]))
6       S = assign(S, S.R[j], t)

```

Listing 4: Declarative version of Algorithm in the SMT-LIB language.

```

1 (define-fun algorithm ((S state)) state
2   (ite empty((select (resources S) i)) S
3     (assign S (argmin (tasks S) (OF)) i)))

```

problem of interest. `doneCondition` is a predicate on state that returns true if all tasks in a system have finished or a global maximum running time has been reached. `nextEvent` is a function on state which determines the time of the next invocation of the scheduling algorithm. `update` is a function that modifies state for making progress on tasks. Listing 2 gives an exact translation of `Algorithm` into a declarative function in the SMT-LIB language. `doneCondition`, `nextEvent`, and `update` are structurally declarative; each produces an output through functional computations on an input. Thus, they can either be plugged directly into the constraint in Listing 2 or, if starting from an imperative definition, they can be translated into declarative constraints easily.

3.3 Algorithm

Invocations of the allocation algorithm punctuate the operation of the system; `Algorithm` is also a transition function that modifies state. It represents the operation of the allocator by updating the state to reflect a change in resource allocation without the passage of any time. The imperative `Algorithm` function is shown in Listing 3. The algorithm checks whether any resources are available in the current state. If they are, it finds the task best suited to that resource using a resource-specific objective function $OF_{S,R[j]}$ and changes the state to reflect an assignment of this task to the given resources. Finally, it calls the system function.

In addition to the resource-wise objective function, users must provide a problem-specific definition of `assign`, which represents the dedication of a resource to performing work on a particular task. `Assign` may simply assign a binary variable for one task, or may represent a complex resource that performs different types of work on multiple tasks. Listing 4 shows an equivalent version of `Algorithm` in SMT-LIB format. Both `assign` and the objective function are declarative in nature and can be directly encoded as SMT constraints..

3.4 Performance Queries

The above subsections give a precise conversion from imperative code representing a resource allocation problem into declarative constraints; along with the state description and state invariants, they allow an SMT solver to reason about a scheduling heuristic. We can now harness the power of the solvers to make performance queries. Queries can be of two types. First, we can encode queries that prove additional state invariants. Such queries can be directly expressed using the state SMT variables. We ask the solver to find a counterexample that satisfies all constraints of our model as well as the negation of the invariant. The property holds if the query is unsatisfiable.

Our model can also be used to compare the performance of heuristics with *the* optimal algorithm for a specific metric such as the average task completion time. Thus, Virelay can be used to derive upper bounds and worst-case scenarios for the performance of resource allocation heuristics.

Instead of describing the optimal algorithm explicitly, we use the power of the SMT solver to simulate it. First, we instantiate a copy of the state trace—this will be used to represent an ideal schedule. For comparison, the optimal state trace must have the same initial state as that subject to the scheduling algorithm. However, instead of the alternating calls to `System` and `Algorithm`, the ideal state trace is subject only to calls to `System`. This allows the solver to make any feasible ordering choices for the ideal state trace. Finally, we ask the solver to optimize the gap between the performance metric under the heuristic and under the optimal algorithm.

For instance, we can ask the solver to find the worst average time to completion in a scheduling algorithm.

The rest of the paper demonstrates the generality and easy of use of Virelay through four different case studies in which we draw actionable conclusions about the studied system. Appendix A summarizes how we fill the blanks in our framework for each case study. Further, appendices B and C show how we use our framework to replicate earlier modeling efforts by CCAC and FPerf.

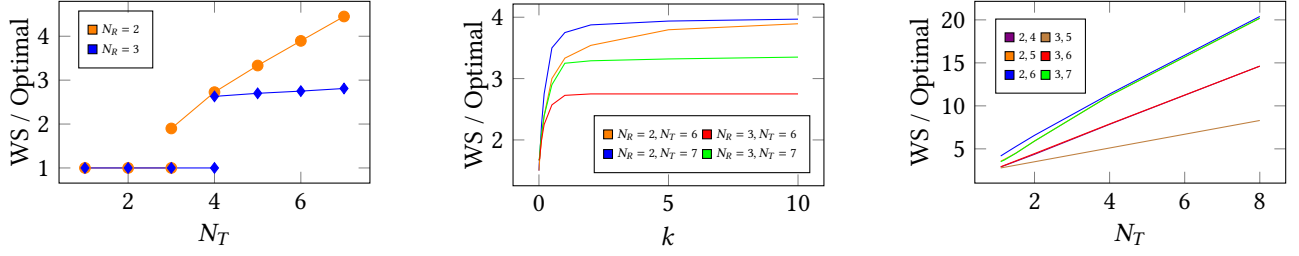
4 Case study: Work Stealing

This section gives a motivating example applying the Virelay framework to the problem of work stealing. Work stealing schedulers assign tasks to processors. Each processor executes tasks in its local queue in order, without preemption. When a processor becomes idle, and no task is available in its local queue, it steals the oldest task from another processor’s queue. Work stealing is most commonly studied by arranging tasks as a Directed Acyclic Graph (DAG) with edges representing dependencies; a task can only be scheduled if all its dependencies have finished. A well-known theorem guarantees that work stealing will find a schedule for any DAG that finishes executing in at most twice the time of an offline optimal scheduler [10], but does not account for the cost of context switching between threads. We provide an example use of Virelay to extend this traditional workload model to include switching costs.

4.1 Model

We develop a formal model for work stealing schedulers using the Virelay framework. `state` consists of task-wise variables giving the current queue, position in that queue, total running time, time enqueued, switching cost, and a set of dependencies. Since any task can run on any processor, the topology of queues is just the complete graph with as many vertices as processors. In general, switching cost can depend on the tasks and the processor involved because of architectural features like NUMA, and the status of any caches. However, we adopt a simpler workload model, and assume that this cost is fixed for each resource.

Given a list of idle processors and their local queues, the work stealing algorithm provides a mapping from idle processors to ready tasks according to the rules described above. From these rules, we define the five functions required to make `Algorithm` and `System`. If a task’s dependencies have finished, `Algorithm`’s objective function with resource R , OF_R produces the inverse queue position for tasks in R ’s queue (FIFO) or the inverse task enqueue time for tasks in other queues. Otherwise, it produces an infinite value, indicating that the task cannot yet be run. `assign` increments



(a) Performance for different DAG sizes ($k = 10, c = 1$). When $N_T < N_R$, work stealing is trivially optimal. (b) Work Stealing performance as switching costs scale up. Every task has the same switching cost ($c = 1$). (c) Work Stealing performance when costs between different pairs of tasks can vary. $k = 10$, legend labels are N_R, N_T .

Figure 4: Performance comparisons of work stealing heuristic to optimal

Listing 5: Imperative definition of nextEvent.

```

1 def nextEvent(S):
2     end = argmin(S.T[i].start + S.T[i].length if
3                 i ∈ S.T
4                 S.T[i].running and not
5                 S.T[i].parent.running else S.end )
6     return end

```

Listing 6: Declarative version of nextEvent for work stealing in the SMT-LIB language; for clarity of notation, we define the per-task helper SMT function findEnd which is then passed as an argument to argmin.

```

1 (define-fun findEnd ((S state) (T task)) Real
2   (ite (and T.running (not T.parent.running))
3     (+ T.start T.length) S.end))
4
5 (define-fun nextEvent ((S state)) state
6   (argmin (tasks S) (findEnd S)))

```

the position of every task in the given queue, causing the selected task to run on the specified resource. The System function requires definitions of doneCondition, nextEvent, and update. doneCondition simply checks whether any tasks are still in a queue. update updates all the other state variables, honoring the DAG edges and the switching costs.

Listing 5 show as an illustrative example the imperative definition of nextEvent. This function decides the next time of scheduler invocation from the current state; its role is to find the earliest point in the future with idle processor(s) and available tasks. If a task is currently running, and all tasks on which it depends are not running (i.e., they have finished), then it reports the end time of the task as a possible next event. The function then returns the minimum such time over the set of tasks, returning the end of the system run as a default. In other words, the next event is simply the earliest time at which a running task finishes.

Given the model of the work stealing problem, we use Virelay to create declarative SMT constraints; Listing 6 gives an example for nextEvent. We model task lengths and the per-task switching cost each with a single real number. The DAG

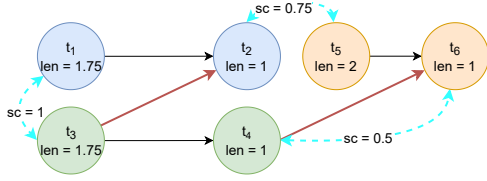
is encoded as a boolean adjacency matrix of size $N_T \times N_T$. Each state variable consists of lists of booleans or reals. For instance, free is a list of booleans of size N_R . An entry in free is set for state_{*t*} if and only if the processor corresponding to that index is idle at state_{*t*}.time. Similarly, the algorithm's output map is a boolean matrix of size $N_R \times N_T$. Since work stealing is work conserving, at least one task is scheduled at every invocation of the algorithm, so at most N_T states are required to schedule any workload ($K = N_T$). The resulting constraints are reasonably simple; all constraints amount to < 500 SLoC written using Z3's Python API [13].

4.2 Queries and Results

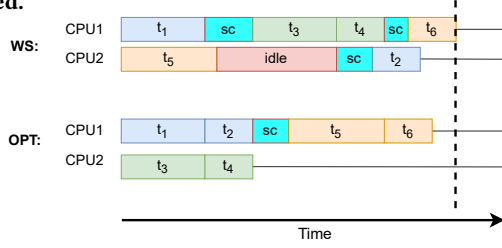
To obtain performance results, we compare the total completion time of a work stealing scheduler with the optimal algorithm. by asking the solver to maximize the completion time ratio between work stealing and an optimal schedule. Fig. 5b shows an example work stealing schedule and compares it with the optimal schedule.

First, we set the cost of switching to zero and query the maximal ratio between work stealing and optimal. We find that the bound is not 2, but $2 - \frac{1}{N_R}$, where N_R is the number of processors. Since we are using an SMT solver, the bound it found is exact and matches the known theoretical result [22]. Thus, even though we only queried for up to 4 processors and 9 tasks, we believe that the precision and consistency of our results allow for extrapolation to larger values.

Next, we introduce switching costs, which are parameterized in two ways: parameter k caps the maximum switching cost and c caps the difference between the switching costs of two tasks. Since the unit of time is arbitrary, we may set maximum task length to 1. We fix $c = 1$ and $k = 10$. Figure 4a shows the optimality ratio as we vary the maximum size of the DAG tasks. For small DAGs, work stealing performs close to optimal, but performance worsens linearly as the size increases. The bound grows at a slower rate with an increasing number of CPUs and the ratio remains bounded even though switching cost can be up to $10\times$ the task length.



(a) An example DAG. The color of each task represents the thread it belongs to. Red edges denote dependencies between tasks belonging to separate threads. The blue dashed lines show CPU jumps between tasks belonging to different threads, along with the switching cost (sc) incurred.



(b) Work Stealing and Optimal schedules

Figure 5: Work Stealing vs Optimal

We also vary the bound on the maximum allowed switching cost while constraining all costs be equal to each other. Figure 4b plots the optimality ratio for different numbers of CPUs and tasks.³ Interestingly, it plateaus to a value only slightly larger than in the case without switching cost. For instance, with 2 processors and up to 7 tasks, the optimality ratio is smaller than 4. Finally, we allow switching costs to vary between 0 and 10 as long as they are within a factor of c of each other, as shown in Figure 4c. Here the ratio grows linearly with c , showing that the *variation* in switching cost matters more than its relationship to task length.

5 Case study: The Linux CFS Load Balancer

The Linux CFS load balancer underwent a major rework in 2019. We started our modeling effort in 2022, focusing on Linux v5.5, the version resulting from the rework. Our objective was to identify two specific types of performance bugs: wasted work (i.e., violation of work conservation) and unfairness (i.e., tasks receiving less than their fair share of CPU time due to load balancing decisions). After identifying one bug of each type (§5.2.1), we found that they were resolved in v5.7. However, we found new bugs of both types in v5.7 (§5.2.2). Instead of tracing the evolution of the code base, we model the latest kernel version v6.8-rc1, showing that some performance bugs persisted from v5.7 while new ones arose (§5.2.3). Adapting our model to various versions required less than a single day of work each.

³In realistic systems, k should not be much larger than 1.

5.1 Model

Heuristic description. The load balancer is optimized for multi-core architectures, capturing the proximity between cores by dividing them into a hierarchy of scheduling domains based on the SMT, SMP, and NUMA groups to which they belong. In particular, the load balancer preserves locality by first trying to balance tasks among SMT cores, then among SMP cores, then finally among NUMA nodes. When all CPUs are busy, balancing is done at regular intervals, with each CPU traversing its domain hierarchy, performing load balancing at each level. To avoid having all CPUs load balancing at all levels, CPUs are grouped within each scheduling domain, with a single CPU responsible for balancing for that group at that a given domain level. An example of a domain hierarchy of four CPUs is shown in Figure 6a. At the top level, only one CPU from each group can move tasks between the two groups. If there is considerable imbalance between the two groups, the balancer picks the busiest CPU in the busiest group to steal tasks from. It tries to steal as many tasks as would relieve the source group of excess load and/or fairly distribute the load between the source and destination groups. Linux supports multiple task types, including CFS tasks, and the higher-priority realtime tasks. The load balancer only can only migrate CFS tasks.

Modeling scope. The load balancer has various optimization objectives including minimizing imbalance, fairness, work conservation, and preserving locality. We limit our scope to verifying fairness and work conservation whose primary cause is load balancing behavior. For example, we assume that the CFS is completely fair, ignoring unfairness caused by CFS between tasks assigned to the same CPU. While uncovering unfairness issues in the CFS scheduler is interesting in its own right, it's out of scope.

We assume that the load balancer has a fixed number of compute-intensive CFS tasks that are all of the same priority, with none of them pinned to a specific CPU. These assumptions provide the load balancer with the most flexibility in moving tasks around. With a workload made primarily of CPU-intensive tasks, we avoid modeling the behavior of the load balancer triggered when a CPU becomes newly idle. Due to our focus on work conservation and fairness, we relax all the constraints imposed on the algorithm when migrating tasks to maintain locality, providing it with freedom to minimize imbalance and avoid wasting CPU time.

Model detail. The state of the Linux model has task-wise variables indicating which CPU's queue a task belongs to, the percentage of time the task has run recently, and the percentage it has been runnable. Resource-wise variables represent the domain hierarchy of CPUs; each processor has a list of parent domains. With this description of state, we

Listing 7: Imperative code for an excerpt of the objective function.

```

1  def OFR(T):
2      if sum_migr >= R.imbalance or
3          T.metric / 2 > (R.imbalance - sum_migr) or
4          num_migr + 1 == R.num_running:
5          #Cannot migrate
6          return 1
7      else:
8          #Can migrate (T.metric / 2 <= R.imbalance)
9          return 0

```

Listing 8: Declarative version of the imperative code in Listing 7.

```

1
2  (define-fun OF ((R resource) (S state)) Real
3      (ite (or (>= sum_migr R.imbalance)
4              (> (/ T.metric 2) (- R.imbalance sum_migr))
5              (= (+ num_migr 1) R.num_running)) 0 1))

```

next provide the functions necessary to make Algorithm and System work.

The objective function of Algorithm is complex for the Linux scheduler, and based on the Linux `load_balance()` function. We provide imperative pseudocode for this function in Appendix 1. Listing 7 shows a small representative sample in imperative code. The subset of the objective function is based on the `DetachTasks` function, which is responsible for picking and migrating tasks between a busy CPU and a load balancing CPU. In this example, the objective function returns either 1, indicating that a task cannot migrate, or 0, indicating that it can. Note that these values are further modified by other parts of the objective function omitted from Listing 7. Variable `num_migr` represent the number of tasks migrating at the current event and `sum_migr` represents the sum of metrics of these migrating tasks. Listing 8 gives the declarative version of the objective function excerpt; by using Virelay, we can see that the translation from Listing 7 to Listing 8 is nearly trivial.

In contrast to Algorithm, System for the Linux load balancer is simple, highlighting the simplifying power of Virelay’s overapproximation approach. There is no `doneCondition`; models can progress until the maximum number of steps is reached. `nextEvent` is also simple since the balancer is invoked periodically; therefore `nextEvent` is just a fixed increment from the previous event. Finally, `update` increments the progress of each task by its share of running time among tasks in its current queue.

5.2 Queries and Results

For the topology shown in Figure 6a, we ran our queries to check work conservation and fairness. In particular, we consider the load balancer non-work conserving, if a CPU is

idle after the load balancer is invoked when there are more tasks than there are CPUs; and we consider it unfair, if the ratio between the task receiving the least CPU time and the task receiving the most CPU time is below a certain threshold (e.g., 0.4).

5.2.1 Linux v5.5

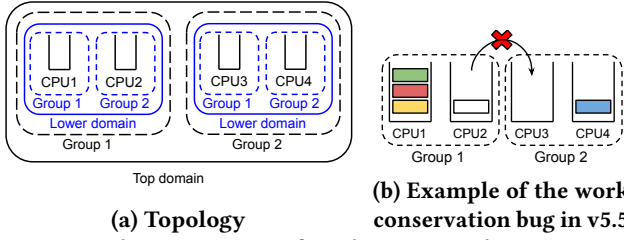
Work Conserving. As shown in Appendix 1, before migrating a task, the load balancer has to determine the basis of the migration, referred to herein as the migration type. There are multiple migration types. The type `MIGRATE_UTIL` is chosen when the current CPU’s group has spare capacity, and another group is overloaded. The latter is deemed the busiest group. Such a decision can be made in the scenario shown in Figure 6b when the utilization average of all tasks in Group 1 is high, and Group 2 only has a single task.

The algorithm chooses `MIGRATE_UTIL` to balance the utilization average amongst groups by stealing tasks from the busiest CPU of the busiest group. The CPU with the highest utilization average in the busiest group is determined to be the busiest. A CPU’s utilization average is just the sum of utilization averages of the tasks in its queue. The utilization average of a task is defined as the weighted moving average of its running time.

In our example, CPU2 can be the busiest CPU if its only task has a higher utilization average than the sum of the utilization averages of tasks on CPU1. However, CPU3 cannot steal work from CPU2 since it only has a single runnable task. This constraint helps avoid bouncing tasks between idle CPUs, but causes the scheduler to not be work conserving. One way to fix this bug is to define the busiest CPU to be the one with the highest utilization average that has more than one runnable task.

Fairness. We ask whether a task can get less than 40% the execution time of another task. One trace in which this happens starts with the work conserving bug described above. Under our assumption that tasks are CPU-bound, it takes a few timesteps for the utilization of CPU1 to increase as the running time of its tasks increases, after which the task distribution starts to converge to an even one. However, during that time, tasks are treated unfairly. Even worse, as soon as the load becomes even (after 4 invocations of top-level domain balancer correspond to approximately 16 jiffies or 160ms), it is plausible that the three tasks on CPU1 would block, thus lowering their stats, and the sequence repeats again.

After finding the work conserving bug and assessing its impact on fairness using this model, we realized that it was also identified by the Linux community and fixed in Linux v5.7 [18].



(a) Topology
Figure 6: The runqueues of each CPU. Tasks are represented as rectangles.

5.2.2 Linux v5.7

Work Conserving. When the busiest group is not overloaded, the load balancer applies a less aggressive migration type. In that scenario, if the group performing load balancing has a single idle CPU, that CPU remains idle because the less aggressive migration type only migrates tasks if the difference in the number of idle CPUs between the two groups is larger than one. Arguably, this bug is not detrimental to performance as it only occurs when none of CPU groups are overloaded.

Fairness. We found that v5.7 can lead to unfairness when the imbalance between groups of CPUs is smaller than the minimum imbalance needed to make the migration decision. For example, in the top domain in Figure 6a, if one group has three tasks while the other has only two, the imbalance between the two groups is deemed too small. Yet, we found that this bug was fixed by the Linux community in v5.10 [17]. The fix essentially introduces a counter that gets incremented when an imbalance is detected yet no task is stolen, leading the load balancer to be aggressive the next round, lowering its imbalance threshold.

5.2.3 Linux v6.8

Work Conserving. The bug we found in v5.7 persisted.
Fairness. We asked if one task can get less than 60% the execution time of another task. The trace produced shows that tasks migrate across groups as intended. Specifically, after a failed migration attempt, the load balancer becomes more aggressive. However, since load balancing can be executed simultaneously by multiple CPUs, a sequence of events, shown in Figure 7, can happen in which a task only bounces between CPU1 and CPU3. The reason for this bug is that load balancing is synchronous but uncoordinated, and it also does not track the migration history of tasks.

It is worth noting that both these issues intricately depend on the workload characteristics generated by the solver. Slight deviation can lead to a completely different outcome. For instance, a different migration type may apply as the number of tasks or the blocking pattern of existing tasks evolves. A different measure of imbalance may be able to push tasks to idle CPUs and balance load more evenly in general. Finely controlling the workload characteristics in

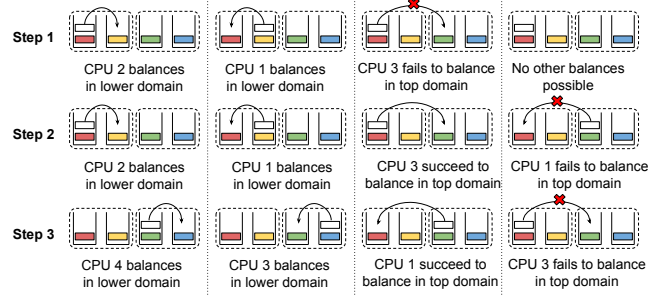


Figure 7: The task, represented by the white box, receives less than 60% of the CPU time of the yellow and blue tasks. Every failed balance increments the `nr_balance_failed`, making balancing more aggressive during the following event. The domain hierarchy and all CPU and group labels are similar to that of Figure 6a.

synthetic benchmarks that highlight these bugs is difficult. This makes it hard for fuzzers and other tests to detect them. However, it does not preclude them from appearing in the real world. Our framework does not face these limits, and can freely search the workload space to generate intricate violating traces.

6 Other Case Studies

6.1 Single Core SRPT Scheduling

Consider a system that handles a large number of small tasks on a single processor, interspersed with a few longer tasks. The designer is tempted to use the Shortest Remaining Processing Time First (SRPTF) algorithm because it minimizes the average time to completion [33]. Theoretical analyses produced bounds on the performance and fairness of SRPTF [7, 8]. However, these results assume both preemption and no task blocking. The designer knows that their tasks often block on disk reads and the overhead of preemption is excessive [20, 28, 38]. We show how Virelay can help them determine that SRPTF is *not* a good fit in this case. To expand knowledge about the performance of SRPT to the blocking-allowed context, we use the Virelay framework create a system of constraints and compare SRPT’s performance to an optimal scheduler on two metrics: 1) the average completion time of tasks, and 2) the number of tasks that finish by a deadline. The details of the model are in Appendix E. We focus here on the results.

First, we impose a bound α on the ratio of minimum running times to maximum blocking times. When blocking times are unbounded (*i.e.*, $\alpha = \infty$), we find that SRPT can perform much worse than the optimal scheduler on both metrics. For average time to completion, our model produces task sets for which SRPT schedules are $N_T - \epsilon$ times worse than the

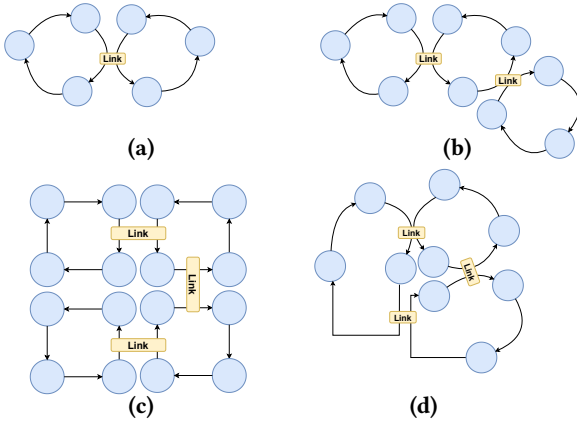


Figure 8: Configurations of ring reduce jobs sharing links

optimal schedule, while for the deadline query, Virelay finds that SRPT can perform arbitrarily worse than optimal. This behavior occurs because an ideal scheduler can “look ahead” and more efficiently overlay (in time) the blocking periods of multiple tasks to improve performance; concrete example task sets are given in the appendix.

For bounded α , whenever $\alpha > N_T - 2$, it is possible for the SRPT schedule to have arbitrarily high average completion time (up to the $N_T - \epsilon$ bound). For $\alpha \leq N_T - 2$, the worst case average completion time grows with the number of tasks, independent of α . For the deadline query, we find a *linear* relationship between α and the worst case performance of SRPT. In particular, the optimal schedule can finish α times more tasks than SRPT. Our model is able to confirm this result for values of N_T up to 7 and values of $\alpha \in [0, 7]$. This trend is expected – as the maximum blocking time increases, more and more running time periods of other tasks can overlap with the blocking period of another, which the ideal scheduler can exploit.

6.2 TCP Synchronization in Ring Allreduce Training

Next, we consider the story of a recent paper [31] that examines complex emergent behavior in a cluster running multiple distributed neural network training jobs. Neural network training processes data in batches, computing the gradient of the error function for each batch to adjust the weights before processing the next batch. The computation-communication pattern for each batch is similar, making the process predictable and providing opportunities for better scheduling [29, 37, 39].

A training job consists of n servers connected logically in a ring. During training, servers have phases involving intense computation followed by communication along the ring. A datacenter may run multiple jobs sharing the same physical network. As a result, some of the physical links may be shared by multiple training jobs as shown in Figure 8. One

can maximize network utilization by scheduling one job’s computation while the other communicates so that each job gets the full available bandwidth when it is communicating. The authors of the reference paper [31] were surprised to find that a system that scheduled the jobs in this way did not perform much better than the vanilla one. Upon investigation, they uncovered that even in the vanilla system, jobs were spontaneously synchronizing to this desired schedule due to TCP unfairness. In this section, we verify this claim under more complex settings and find it to be true.

To understand why synchronization occurs, suppose job 1 has been transmitting on the shared link at full link capacity, and a new job 2 starts transmitting over the same link. Both jobs will detect the congestion and adjust their sending rates so that both transmit at half of the full capacity. However, it takes time for the transmission rates to reach this new equilibrium and many congestion control algorithms never reach it. In the meantime, job 1 gets more bandwidth than flow 2, so the job corresponding to flow 1 will finish its sum and broadcast steps earlier than it otherwise would have, which will make it start even sooner for the next batch. This will continue until the transmissions on the shared link are fully separated in time – exactly the ideal schedule. Appendix F.2 gives a visual representation of synchronization.

This argument works when there are just two rings. But what if there are more? One shared link could be forcing the job to slow its schedule in one direction, while another shared link has an opposite effect. There could even be cycles.

To verify synchronization on these more complex topologies, we use Virelay to build a model of the training system. We provide a detailed description of our Virelay-based model of Ring Allreduce Scheduling in Appendix F, and here provide a summary of our findings. We ask the solver to find a case where overlap in communication increases (or remains constant), subject to a constraint that the communication time of each job fits inside the computation time of its neighbors. We find that the prior result does generalize to the more complex topologies shown in Figure 8:. It is important to note that the solver only proves this for a small and finite number of states. But because the initial state is unconstrained, this also proves that a larger sequence of events cannot exist where communication overlap increases; if such a sequence existed, it would have a short increasing sub-sequence which would be detected by the solver.

6.3 Replication of Prior Work

In addition to the four novel case studies presented in this paper, we evaluate Virelay’s generality by using it to replicate the results of two prior works on performance verification: CCAC [6] and FPerf [4]. We provide the details of our model for these two examples in Appendices B (congestion control)

and C (packet scheduling). We were able to confirm the results of both existing works with Virelay in only one week.

7 Limitations and Conclusion

In this paper, we have demonstrated that formal methods can provide a deeper and more rigorous understanding of scheduling heuristics used in practice. Further, since we verify the *specification* of these heuristics, and not the code, verification effort is minimal. The most time consuming part of our method is posing the right queries and interpreting counterexamples in context. For example, our model of the Linux CFS load balancer included several simplifying assumptions (e.g., ignoring asynchronous load balancing steps), yet the model was useful enough to detect practical bugs. We invite the community to adopt performance verification as a part of their workflow when developing scheduling heuristics.

This work does not raise any ethical issues.

References

- [1] [PATCH] fix scheduler regression from "sched/fair: Rework load_balance(). https://yhbt.net/lore/all/CAKfTPtAspXqAoBTsyC_d1TOor=or3wq6F=2UFFuWBf04f7K7s-g@mail.gmail.com/, 2020.
- [2] Perf regression from scheduler load_balance rework in 5.5? <https://lore.kernel.org/lkml/409fc8d0-119a-3358-0fc5-99a786a9564a@huawei.com/>, 2022.
- [3] Anup Agarwal, Venkat Arun, Devdeep Ray, Ruben Martins, and Srinivasan Seshan. Automating network heuristic design and analysis. In *Proceedings of the 21st ACM Workshop on Hot Topics in Networks*, pages 8–16, 2022.
- [4] Mina Tahmasbi Arashloo, Ryan Beckett, and Rachit Agarwal. Formal methods for network performance analysis. In *20th USENIX Symposium on Networked Systems Design and Implementation (NSDI 23)*, pages 645–661, Boston, MA, April 2023. USENIX Association.
- [5] Venkat Arun, Mohammad Alizadeh, and Hari Balakrishnan. Starvation in end-to-end congestion control. In *Proceedings of the ACM SIGCOMM 2022 Conference*, pages 177–192, 2022.
- [6] Venkat Arun, Mina Tahmasbi Arashloo, Ahmed Saeed, Mohammad Alizadeh, and Hari Balakrishnan. Toward formally verifying congestion control behavior. In *Proceedings of the 2021 ACM SIGCOMM 2021 Conference*, SIGCOMM '21, page 1–16, New York, NY, USA, 2021. Association for Computing Machinery.
- [7] Nikhil Bansal and David Gamarnik. Handling load with less stress. *Queueing Systems*, 54:45–54, 2006.
- [8] Nikhil Bansal and Mor Harchol-Balter. Analysis of SRPT scheduling: Investigating unfairness. In *Proceedings of the 2001 ACM SIGMETRICS International Conference on Measurement and Modeling of Computer Systems*, SIGMETRICS '01, page 279–290, New York, NY, USA, 2001. Association for Computing Machinery.
- [9] Haniel Barbosa, Clark Barrett, Martin Brain, Gereon Kremer, Hanna Lachnitt, Makai Mann, Abdalrhman Mohamed, Mudathir Mohamed, Aina Niemetz, Andres Nötzli, et al. cvc5: A versatile and industrial-strength smt solver. In *International Conference on Tools and Algorithms for the Construction and Analysis of Systems*, pages 415–442. Springer, 2022.
- [10] Robert D. Blumofe and Charles E. Leiserson. Scheduling multithreaded computations by work stealing. *J. ACM*, 46(5):720–748, sep 1999.
- [11] Peter Brucker. *Scheduling Algorithms*. Springer Publishing Company, Incorporated, 5th edition, 2010.
- [12] Peter Brucker and Sigrid Knust. *Complex Scheduling*. Springer Publishing Company, Incorporated, 2nd edition, 2011.
- [13] Leonardo Mendonça de Moura and Nikolaj S. Bjørner. Z3: an efficient SMT solver. In *Tools and Algorithms for the Construction and Analysis of Systems, 14th International Conference, TACAS*, pages 337–340, 2008.
- [14] The Linux Foundation. Hackbench. <https://wiki.linuxfoundation.org/realtime/documentation/howto/tools/hackbench>.
- [15] The Linux Foundation. Linux Kernel v5.5 Load Balancer lore. <https://lore.kernel.org/lkml/1571405198-27570-1-git-send-email-vincent.guittot@linaro.org/>, 2019.
- [16] The Linux Foundation. Linux Load Balancer sched/fair.c. <https://elixir.bootlin.com/linux/v5.5/source/kernel/sched/fair.c>, 2019.
- [17] The Linux Foundation. Linux Kernel v5.10 Load Balancer commit fix. <https://github.com/torvalds/linux/commit/5a7f555904671c0737819fe4d19bd6143de3f6c0>, 2020.
- [18] The Linux Foundation. Linux Kernel v5.7 Load Balancer commit fix. <https://github.com/torvalds/linux/commit/c32b4308295aaaaedd5beae56cb42e205ae63e58>, 2020.
- [19] The Linux Foundation. [PATCH 0/4 v2] sched/fair: Improve fairness between cfs tasks. <https://lore.kernel.org/all/20200921072424.14813-1-vincent.guittot@linaro.org/>, 2020.

- [20] Joshua Fried, Zhenyuan Ruan, Amy Ousterhout, and Adam Belay. Caladan: Mitigating interference at microsecond timescales. In *Proceedings of the 14th USENIX Conference on Operating Systems Design and Implementation, OSDI'20*, USA, 2020. USENIX Association.
- [21] Mel Gorman. Linux Load Balancer Patch: [PATCH] sched/numa: use runnable_avg to classify node. <https://www.mail-archive.com/linux-kernel@vger.kernel.org/msg2282476.html>, 2020.
- [22] Ronald L Graham. Bounds for certain multiprocessing anomalies. *Bell system technical journal*, 45(9):1563–1581, 1966.
- [23] Michael Larabel. Linux 5.5's Scheduler Sees A Load Balancing Rework For Better Perf But Risks Regressions. <https://www.phoronix.com/news/Linux-5.5-Scheduler>, 2019.
- [24] Hongqiang Harry Liu, Yibo Zhu, Jitu Padhye, Jiaxin Cao, Sri Tallapragada, Nuno P. Lopes, Andrey Rybalchenko, Guohan Lu, and Lihua Yuan. Crystalnet: Faithfully emulating large production networks. In *Proceedings of the 26th Symposium on Operating Systems Principles, SOSP '17*, page 599–613, New York, NY, USA, 2017. Association for Computing Machinery.
- [25] Jean-Pierre Lozi, Baptiste Lepers, Justin Funston, Fabien Gaud, Vivien Quéma, and Alexandra Fedorova. The linux scheduler: A decade of wasted cores. In *Proceedings of the Eleventh European Conference on Computer Systems, EuroSys '16*, New York, NY, USA, 2016. Association for Computing Machinery.
- [26] Pooria Namyar, Behnaz Arzani, Ryan Beckett, Santiago Segarra, Himanshu Raj, and Srikanth Kandula. Minding the gap between fast heuristics and their optimal counterparts. In *Proceedings of the 21st ACM Workshop on Hot Topics in Networks*, pages 138–144, 2022.
- [27] Pooria Namyar, Behnaz Arzani, Ryan Beckett, Santiago Segarra, Himanshu Raj, Umesh Krishnaswamy, Ramesh Govindan, and Srikanth Kandula. Finding adversarial inputs for heuristics using multi-level optimization. *arXiv preprint arXiv:2311.12779*, 2023.
- [28] Amy Ousterhout, Joshua Fried, Jonathan Behrens, Adam Belay, and Hari Balakrishnan. Shenango: Achieving high cpu efficiency for latency-sensitive datacenter workloads. In *Proceedings of the 16th USENIX Conference on Networked Systems Design and Implementation, NSDI'19*, page 361–377, USA, 2019. USENIX Association.
- [29] Yanghua Peng, Yibo Zhu, Yangrui Chen, Yixin Bao, Bairen Yi, Chang Lan, Chuan Wu, and Chuanxiong Guo. A generic communication scheduler for distributed dnn training acceleration. In *Proceedings of the 27th ACM Symposium on Operating Systems Principles, SOSP '19*, page 16–29, New York, NY, USA, 2019. Association for Computing Machinery.
- [30] Michael L. Pinedo. *Scheduling: Theory, Algorithms, and Systems*. Springer Publishing Company, Incorporated, 3rd edition, 2008.
- [31] Sudarsanan Rajasekaran, Manya Ghobadi, Gautam Kumar, and Aditya Akella. Congestion control in machine learning clusters. *ACM HotNets 2022*, 2022.
- [32] Devdeep Ray and Srinivasan Seshan. Cc-fuzz: genetic algorithm-based fuzzing for stress testing congestion control algorithms. In *Proceedings of the 21st ACM Workshop on Hot Topics in Networks*, pages 31–37, 2022.
- [33] Linus Schrage and Louis Miller. The queue M/G/1 with the shortest remaining processing time discipline. *Operations Research*, 14(4):670–684, 1966.
- [34] Stefanos Skalistis and Alena Simalatsar. Worst-case execution time analysis for many-core architectures with noc. In Martin Fränzle and Nicolas Markey, editors, *Formal Modeling and Analysis of Timed Systems*, pages 211–227, Cham, 2016. Springer International Publishing.
- [35] Stefanos Skalistis and Alena Simalatsar. Near-optimal deployment of dataflow applications on many-core platforms with real-time guarantees. In *Design, Automation & Test in Europe Conference & Exhibition (DATE)*, 2017, pages 752–757, 2017.
- [36] Jinghao Sun, Feng Li, Nan Guan, Wentao Zhu, Minjie Xiang, Zhishan Guo, and Wang Yi. On computing exact wrct for dag tasks. In *Proceedings of the 57th ACM/EDAC/IEEE Design Automation Conference, DAC '20*. IEEE Press, 2020.
- [37] Wencong Xiao, Romil Bhardwaj, Ramachandran Ramjee, Muthian Sivathanu, Nipun Kwatra, Zhenhua Han, Pratyush Patel, Xuan Peng, Hanyu Zhao, Quanlu Zhang, Fan Yang, and Lidong Zhou. Gandiva: Introspective cluster scheduling for deep learning. In *13th USENIX Symposium on Operating Systems Design and Implementation (OSDI 18)*, pages 595–610, Carlsbad, CA, October 2018. USENIX Association.
- [38] Irene Zhang, Amanda Raybuck, Pratyush Patel, Kirk Olynnyk, Jacob Nelson, Omar S. Navarro Leija, Ashlie Martinez, Jing Liu, Anna Kornfeld Simpson, Sujay Jayakar, Pedro Henrique Penna, Max Demoulin, Piali Choudhury, and Anirudh Badam. The demikernel datapath os architecture for microsecond-scale datacenter systems. In *Proceedings of the ACM SIGOPS 28th Symposium on Operating Systems Principles, SOSP '21*, page 195–211, New York, NY, USA, 2021. Association for Computing Machinery.
- [39] Yihao Zhao, Yuanqiang Liu, Yanghua Peng, Yibo Zhu, Xuanzhe Liu, and Xin Jin. Multi-resource interleaving for deep learning training. In *Proceedings of the ACM SIGCOMM 2022 Conference, SIGCOMM '22*, page 428–440, New York, NY, USA, 2022. Association for Computing Machinery.

A Summary of Case Studies

Table 1 provides a summary of all the cases studies covered in this paper. The table presents all the details of how to fill the blanks in listings 1–4.

B CCAC

CCAC is a tool that uses an SMT solver, Z3 [13], to verify the performance properties of congestion control algorithms. To test the generality of Virelay, we re-implemented CCAC. This was straightforward since CCAC already maintains separate state variables for each time-step and separates the network model from the algorithm. One limitation in CCAC's original encoding is that computing the RTT requires computing the intersection between two lines. This needs a constraint involving a real-valued division between two solver-chosen variables. Z3 cannot handle the resulting non-linearity and times out without producing an output. To circumvent this problem, CCAC over-approximates the result as shown in Figure 5B of the paper [6], leading to looser bounds than necessary.

More specifically, CCAC maintains $A[t]$ and $S[t]$ as arrays of real variables that denote the cumulative number of bytes that have arrived into and have been served from the network respectively. To compute the RTT at time t , we need to find $t' < t$ such that $A[t'] = S[t]$. Now, A and S are only defined at integer time points. Thus we must linearly interpolate A . To do so, we first find a $t_0 \in \mathbb{N}$ such that $A[t_0] \leq S[t] \wedge S[t_0 + 1] > S[t]$. We know that $t' \in [t_0, t_0 + 1)$. Doing the calculation, we get $t' = t_0 + \frac{S[t] - A[t_0]}{A[t_0 + 1] - A[t_0]}$. The RTT equals $t - t'$ and clearly involves a division between SMT variables.

	State			Algorithm		System		
	Tasks		Resource Topology	Objective Func.	Assign	doneCondition	nextEvent	Update
	Bookkeeping	Deps.						
Work Stealing	Running time Current queue Position in the queue Time enqueued	Arbitrary DAG	Complete graph	FIFO if work available and steal oldest otherwise	Change position in queue	All tasks finished	A resource becomes available	Change current queue and position in queue
SRPTF	Running, Blocking times Current stage	None	1 queue	Remaining running time	Change current stage to running	All tasks in finished stage	A task becomes available to run	Change stage of task
TCP Sync.	#Servers x (sum, bp, bc, ready to send, #rounds)	None	Arbitrary graph	All tasks ready to send	Change counters based on allocated capacity	None	A server finishes computing or a flow finishes sending	Change bookkeeping variables to reflect progress
Linux	Running Runnable Current queue	None	Sched. domain hierarchy	Rebalance load	Change current queue	None	Periodic	Change running based on capacity
CCAC	cwnd acks	None	1 queue	N/A	CCA (e.g., AIMD)	None	Two consecutive events separated by an RTT	Update #acks
FPerf	Time enqueued Current queue Priority	None	Arbitrary DAG	FIFO & Priority queueing	Changes current queue of task	All tasks are dequeued from all queues	Next dequeue time based on rates of all resources	Assign enqueue time and move tasks between resources

Table 1: A summary of the encoding of all six case studies, covered in the paper.

Virelay on the other hand advocates for letting the solver chose when events occur by allowing the solver to pick the variables that determine the output of `nextEvent`. Thus, we can insist that, for every t , the solver also include an event at t' , except in the base case where the resulting t' would be negative. This way t and t' are both SMT-chosen variables and $RTT = t - t'$ can be computed using purely linear constraints. For a similar reason, we can avoid the over-approximation that CCAC made in Figure 5A of the paper.

More precisely, we define `nextEvent` at a time t as a non-deterministic function that allows for all times between t and the minimum among $t_x = t' + D$ and $t_y = t' + RTT$ among all $t' < t$ such that $t_x > t$ or $t_y > t$ respectively.

C Case study: Packet Scheduling

C.1 Overview

FPerf [4] is a framework that models the flow of packets through sequences of queuing modules. It can answer queries about individual packets as well as the aggregate metrics by generating workloads that satisfy the query, if any. A workload, as FPerf defines it, is the rate of packet arrival at input queues.

In addressing packet scheduling, we demonstrate how our methodology facilitates and organizes thinking about modelling heuristics. It reduces the need for a full-fledged application-specific framework because the models produced are expressive and easily extensible.

C.2 Model

In this section, we call tasks packets because they have uniform processing times. The distinctive feature of queuing modules is the FIFO queue, which holds packets ordered

by the time of enqueueing. `Algorithm` invocations are thus defined in terms of dequeuing events. Between two invocations, `System` is free to introduce up to K new packets in the module, where K is specified by the user. State invariants include that a packet is dropped iff it arrives at a full queue, and that new packets only arrive at input queues. Hence we can conclude that state variables must express the arrival time of each packet in a queue, from which the size of the queue can be derived.

We start with the simplest queueing module, namely a single input queue and a single output queue. `System` and `Algorithm` are one liners: `System` assigns unique timestamps to arriving packets and `Algorithm` picks the packet with the smallest timestamp to transition to the output queue.

Moving one step further, we model a priority scheduler module, with N input queues and one output queue. The only change in `System` is to repeat the creation of packets N times. In contrast, now `Algorithm` must pick the highest priority non-empty queue, in addition to picking the earliest arriving packets in the chosen queue.

On the same level of complexity is the round-robin scheduler. Whereas `System` stays the same, `Algorithm` needs to keep track of how many times a queue is polled. This warrants an extension in variables: increment the poll tally in the next state for a queue if it is dequeued in the current state or should have been chosen but was found empty.

To model FQ-CoDel, will be updated to capture the new classification of queues (*new_queues*, *old_queues* and *inactive_queues*), and `Algorithm` will extend accordingly.

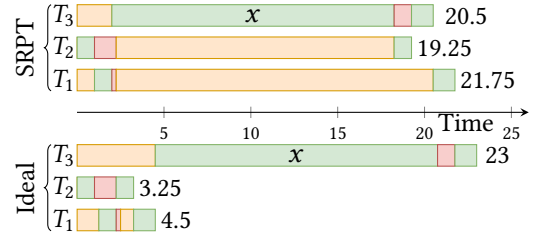
Moving even more steps further, to model a longer sequence of queues, the state invariants will include the topology constraints. `Algorithm` will not only pick queues and packets to dequeue, but will also pick next queues in which

to move the dequeued packets. System all the while stays the same.

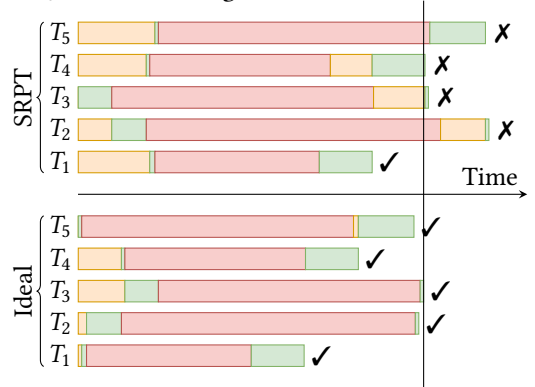
C.3 Queries and Results

We queried the priority scheduler to find if the third highest-priority queue can be blocked for more than 5 invocations of Algorithm, and it produced a trace in which the highest and second highest priority queues were served and starved the third.

While neither is this surprising, nor is a single trace as helpful as an entire workload, the point here is the ease with which developers can create a model when thinking in terms of our methodology. Given a suitable definition of "workload", workload synthesis can always be added on top of the model.



(a) A set of tasks for which average completion time under SRPT is $2\times$ higher than an ideal schedule. ■ represents a running period, ■ a waiting period, and ■ a blocking period. Some states, like the first blocking period in T_3 , take no time and are not visible. By extending the length marked x of T_3 , the completion time of SRPT can be up to $3\times$ worse. The first blocking period of T_2 must be longer than T_1 's running period to force T_3 to start running.



(b) A concrete set of tasks for which it is feasible to finish 5 times more tasks than SRPT. SRPT finishes only T_1 , while the oracle produces a schedule that finishes all 5 tasks.

Figure 9: Solver-generated schedules which for which SRPT performs badly.

D Linux Load Balancer pseudo-code

Snippet of pseudo-code of the `load_balance()` and related function in Linux v5.5

E SRPT Example

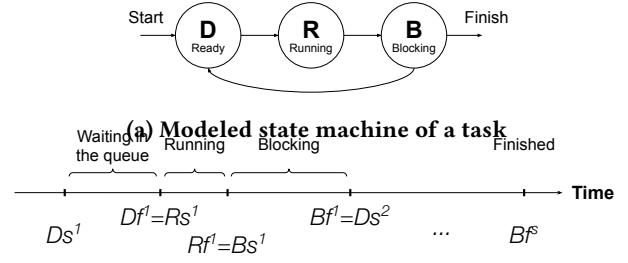
We leverage Virelay to evaluate SRPT scheduling where tasks may block. State is represented in a straightforward manner with task-wise variables for task length, task blocking length, progress made, and the current *stage*: waiting, running or blocking. We number tasks T_1, \dots, T_n and limit the number of events in the model by fixing the number of steps s per task. A step is one ready-running-blocking cycle in Figure 10; each task has six events per step. We define a task T_i as a tuple of (L_i, D_i, R_i, B_i) , where $L_i > 0$ is the total length of the task (i.e., the sum of all the time it spends running).

Algorithm 1 Linux CFS Load Balancing Algorithm

```

1: procedure LOADBALANCE( $c, sd$ )
2:   if !ShouldWeBalance( $c, sd$ ) then
3:     return
4:   if !ConsiderableImb( $c.idle, sd$ ) then
5:     return
6:    $dst\_g \leftarrow sd.FindGroup(c)$ 
7:   if ! $sd.GroupAboveAvg(dst\_g)$  then
8:     return
9:    $src\_g \leftarrow sd.FindBusiestGroup()$ 
10:   $m\_type \leftarrow MigrationType(src\_g, dst\_g, c.idle)$ 
11:   $src\_c \leftarrow BusiestCPU(src\_g.CPUs, m\_type)$ 
12:   $imb \leftarrow CalcImb(src\_g, dst\_g, m\_type)$ 
13:  DetachTasks( $src\_c, c, m\_type, imb$ )
14:   $\triangleright$  moves tasks based on migration type
15: end procedure
16: procedure MIGRATIONTYPE( $busiest, local, idle$ )
17:   if  $local.HasSpare()$  then
18:     if  $busiest.Overloaded()$  then
19:        $has\_cap \leftarrow local.capacity > local.util$ 
20:       if ! $idle$  or  $has\_cap$  then
21:         return MIGRATE_UTIL
22:       else
23:         return MIGRATE_TASK
24:     ...
25: end procedure
26: procedure BUSIESTCPU( $CPUs, m\_type$ )
27:    $key1 \leftarrow \lambda c : c.util\_avg$ 
28:    $key2 \leftarrow \lambda c : c.nr\_running$ 
29:    $moreThanOne \leftarrow Filter(CPUs, key2)$ 
30:   ...  $\triangleright$  added in v5.7
31:   switch  $m\_type$  do
32:     case MIGRATE_UTIL
33:       return  $\argmax(moreThanOne, key1)$ 
34:     case MIGRATE_TASK
35:       return  $\argmax(CPUs, key2)$ 
36:     case ...
37:   end procedure
38: procedure DETACHTASKS( $src, dst, m\_type, imb$ )
39:   for  $task$  in  $src.tasks$  do
40:      $val \leftarrow task.Metric(m\_type)$ 
41:     if  $val \leq 2 * imb$  and  $CanMigrate(src, task)$  then
42:        $\triangleright$  changed after v5.7
43:        $migrate(task, src, dst)$ 
44:        $imb \leftarrow imb - val$ 
45:   end procedure
46: procedure CALCIMB( $busiest, local, m\_type$ )
47:   switch  $m\_type$  do
48:     case MIGRATE_UTIL
49:       return  $local.capacity - local.util$ 
50:     case MIGRATE_TASK
51:       if  $busiest.Overloaded()$  then
52:         return 1
53:       else
54:          $t_1 \leftarrow busiest.nr\_idle$ 
55:          $t_2 \leftarrow local.nr\_idle$ 
56:         return  $\max(0, (t_1 - t_2)/2)$ 
57:       case ...
58:   end procedure

```



(b) Mapping the state machine to an event-based model in time

Figure 10: Task model, showing the model of a single task

$D, R, B \in (\mathbb{R} \times \mathbb{R})^s$ are sets of pairs that define the start and end of ready, running, and blocking periods, respectively. We denote these with $D = \{(Ds_i^j, Df_i^j) \mid 1 \leq j \leq s\}$, where Ds_i^j is the start of the ready event of task i in step j and Df_i^j is the end of the same ready event. We define R and B similarly.

Constraints arising from Virelay's System ensure the proper timing of all events. At the task level, this means that the sum of the running times per task is equal to its length. Further, tasks must always be in one of the three states, and must proceed from waiting to running to blocking in that order. Formally:

$$\forall i \quad (Df_i^j = Rs_i^j < Rf_i^j = Bs_i^j \leq Bf_i^j), \quad 1 \leq j \leq s$$

$$\forall i \quad (Bf_i^j = Ds_i^{j+1}), \quad 1 \leq j < s$$

There is only one resource, and therefore only one resource queue. The objective function for a task T returns the remaining running time if the task is running or waiting and infinity otherwise, so that currently blocked tasks cannot run. assign simply changes one task's stage to running. Together, these functions mean that Virelay's Algorithm function is translated into the following constraints, where we let the remaining processing time of task i 's step j be $e_i^j = L_i - \sum_{k=0}^j (Rf_i^k - Rs_i^k)$.

$$\forall i, l \leq n \quad \forall j, k \leq s \quad (Rs_i^j < Rs_i^k) \iff$$

$$(e_i^{j-1} \leq e_i^{k-1} \wedge Rf_i^{k-1} \leq Rs_i^j) \vee$$

$$(e_i^{k-1} \leq e_i^{j-1} \wedge Rf_i^{j-1} \leq Rs_i^k$$

$$\wedge Bs_i^{k-1} \leq Rs_i^j \wedge Rs_i^j < Bf_i^{k-1}) \vee$$

$$(Rf_i^{k-1} > Rs_i^j)$$

Finally, using Virelay, we add constraints to represent the two performance queries of interest. All queries are in the form of two independent schedules $Sched_{SRPT} = \mathcal{T}$ and $Sched_{query} = \mathcal{T}'$, where $Sched_{SRPT}$ follows an SRPT schedule. Both schedules must have the same set of tasks, or

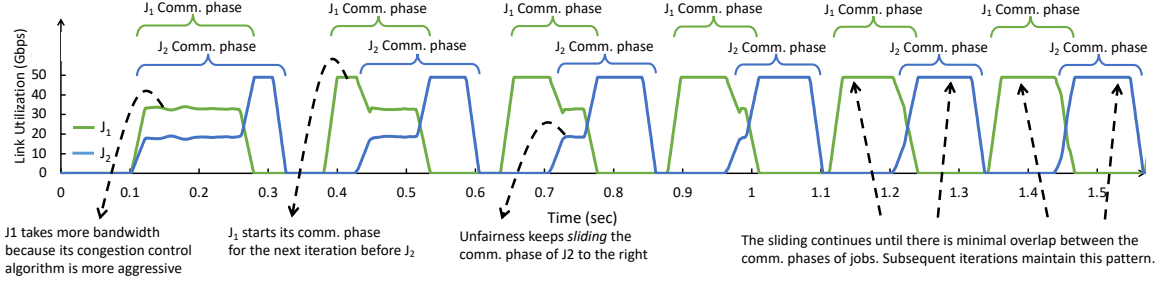


Figure 11: Intuition behind why synchronization occurs. Reproduced from [31] with permission.

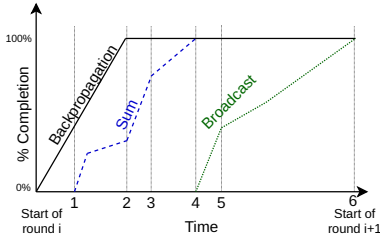


Figure 12: Each instance of state has a multiple copies of the above variables, one for each server. The figure shows how they could evolve during one round. At state₁ the server can send the first $1/n^{th}$ chunk of data as soon as it has computed the gradients for that segment of the network. Till state₂, the sending rate is lower than the link rate since it is waiting for the previous server to send data. Between state₂ and state₃, it is sending at link rate. Between state₃ and state₄, it is sharing the link with another job, due to which it sends at a lower rate. Once sum finishes, broadcast can start. Again, the first chunk can be sent without waiting for data from the previous server (state₅). After this, it sends at less than line rate because it is waiting on data from the previous server, which it forwards as soon as possible.

$Rf_i^j - Rs_i^j = R'f_i^j - R's_i^j$ and $Bf_i^j - Bs_i^j = B'f_i^j - B's_i^j$ for all $i \leq n$ and $j \leq s$. We specify two queries: 1) comparing the average completion time of tasks under the two schedules, and 2) comparing the number of tasks that finish within a specific deadline.

For average completion time, the query fixes a ratio $q > 0$, and asks whether average completion time in $Sched_{SRPT}$ can be q times more than in $Sched_{query}$:

$$\left(\sum_{i=0}^n Bf_i^s \right) = q \left(\sum_{i=0}^n B'f_i^s \right)$$

For a deadline, the query specifies a time G and compares the number of tasks a and a' finished by time G in each schedule:

$$|\{T_i \mid Bf_s^i \leq G\}| = a \wedge |\{T'_i \mid B'f_s^i \leq G\}| = a'.$$

Figure 9 shows the example workloads referenced in Section 6.1. Figure 9a shows an example set of three tasks for which an ideal scheduler achieves $2\times$ lower average time to completion than SRPT. By extending the running period marked “x” in the figure, average completion times can be up to $N_T - \epsilon = 3 - \epsilon$ times worse. Figure 9b shows a task set for which an ideal scheduler can finish five tasks within a fixed deadline while SRPT finishes only one.

F Ring Allreduce Training

F.1 Model

We now present the design of our formal model to verify spontaneous synchronization for larger configurations than studied in the reference paper. Here, the heuristic modeled with Virelay is the congestion control algorithm (CCA). It is invoked whenever the number of flows sharing a given link changes. It outputs how many bytes each flow gets to transmit in the time between the current and the next step. This way we do not have to model any specific CCA or link type. We only assume that it maintains two key invariants: (1) the link is fully utilized when data is available, and (2) whichever job starts transmitting first gets more bandwidth. This approach captures a broad range of congestion control behaviors [31], while keeping the reasoning process simple for both computers and humans.

Figure 12 shows the state variables for a single server at each timestep. These include the percentage of backpropagation, sum, and broadcast finished. It also includes an integer indicating the round number. A round is defined as the index of a batch. Resources are links, and their queues can make up an arbitrary graph, including possibly cycles. To fill in Algorithm, OF simply indicates that all tasks ready to send can be assigned (in this case, more than one task may be identified on each invocation of Algorithm). assign

allocates bandwidth according to capacity. For the `System` function, `doneCondition` is moot—modeling continues until a limit on steps is reached. `nextEvent` returns the next time at which a server finishes a computation step or when a flow step finishes sending. Finally, `update` simply updates task variables to reflect progress on the work being done.

Computation and communication are coupled. For example, `SUM`'s rate of increase is limited not only by the bandwidth allocated by the CCA, but also the progress of computation. For instance, depending on the details of the neural network topology and processor scheduling, it is possible that the server cannot send more than 50% of the weights until at least 20% of the backpropagation is complete. Virelay guides us on how to over-approximate over these complexities. It says that `System` only needs to interface with

`Algorithm`. Therefore, we let the solver restrict network transmission in any arbitrary way until `BACKPROPAGATION` reaches 100%. After that, the server must send at the full capacity allowed by the CCA. In keeping with the theme of this paper, we find that this overapproximation does not sacrifice the provability of our target theorem. We similarly model how `BACKPROPAGATION` depends on `SUM` sent from the previous round, since it must wait for weights to arrive before starting computation.

F.2 Spontaneous Synchronization

Figure 11 gives some intuition as to why synchronization occurs spontaneously during Ring Allreduce scheduling.