

Correct-by-Design Teamwork Plans for Multi-Agent Systems*

Yehia Abd Alrahman and Nir Piterman

University of Gothenburg, Gothenburg, Sweden
{yehia.abd.alrahman,nir.piterman}@gu.se

Abstract. We propose *Teamwork Synthesis*, a version of the distributed synthesis problem with application to teamwork multi-agent systems. We reformulate the distributed synthesis question by dropping the fixed interaction architecture among agents as input to the problem. Instead, our synthesis engine tries to realise the goal given the initial specifications; otherwise it automatically introduces minimal interactions among agents to ensure distribution. Thus, teamwork synthesis mitigates a key difficulty in deciding algorithmically how agents should interact so that each obtains the required information to fulfil its goal. We show how to apply teamwork synthesis to provide a distributed solution.

1 Introduction

Synthesis [31] of correct-by-design multi-agent systems is still one of the most intriguing challenges in the field. Traditionally, synthesis techniques targeted *Reactive Systems* – systems that maintain continuous interactions with hostile environments. A synthesis algorithm is used to automatically produce a *monolithic* reactive system that is able to satisfy its goals no matter what the environment does. Synthesis algorithms have been also extended for other domains, e.g., to support rational environments [20], cooperation [24,14], knowledge [19], etc.

A major deficiency of traditional synthesis algorithms is that they produce a monolithic program, and thus fail to deal with distribution [15]. In fact, the distributed synthesis problem is undecidable, except for specific configurations [32,15]. This is disappointing when the problem we set out to solve is only meaningful in a vibrant distributed domain, such as multi-agent systems.

In this paper, we mount a direct attack on the latter, and especially Teamwork Multi-Agent Systems (or Teamwork MAS) [28,33]. Teamwork MAS consist of a set of autonomous agents that share an execution context in which they collaborate to achieve joint goals. They are a natural evolution of reactive systems, where an agent has to additionally collaborate with team members to jointly maintain correct reactions to inputs from the context. Thus, being reactive requires being prepared to respond to inputs coming from the context and interactions from the team.

The context is uncontrolled and can introduce uncertainties for individuals that may disrupt the joint behaviour of the team. For instance, a change in sensor readings of agent_k that some other agent_j cannot observe, but is required to react to, etc. Thus, maintaining correct (and joint) reactions to contextual changes requires a highly flexible coordination structure [36]. This implies that fixing all interactions within the team in advance is not useful, simply because the required level of connectivity changes dynamically.

Despite that flexible coordination mechanisms are undeniably effective to counter uncertainties, the literature on distributed synthesis and control is primarily focused on fixed coordination, e.g., Distributed synthesis [32,15]), Decentralised supervision [37,34], and Zielonka synthesis [38,16]. This reality, however, is due to the fact that there is no canonical model to describe distributed computations, and hence the focus is on well-known models with fixed structures. It is widely agreed that the undecidability result is mainly due to partial (or lack of) information. The latter can also be rephrased as “lack of coordination”. Note that the decidability of a distributed synthesis problem is conditioned on the right match between the given concurrency model and its formulation [27].

We are left in the middle of these extremes: Distributed synthesis [32,15], Zielonka synthesis [38,16], and Decentralised supervision [37]. All are undecidable except for specific configurations. Zielonka synthesis is decidable if synchronising agents are allowed to share their entire state, and this produces agents that are exponential in the size of the joint deterministic specification.

We propose *Teamwork Synthesis*, a decidable reformulation of the distributed synthesis problem. We reformulate the synthesis question by dropping the fixed interaction architecture among agents.

* This work is funded by the Swedish research council grant: SynTM (No. 2020-03401) (Led by the first author) and the ERC consolidator grant D-SynMA (No. 772459)(Led by the second author).

Instead, our approach dynamically introduces minimal interactions when needed to maintain correctness. Teamwork synthesis consider a set of agent interfaces, an environment model that specifies assumptions on the context and (possibly) partial interactions among agents, and a formula over the joint goal of the team within the context. A solution for teamwork synthesis is a set of reconfigurable programs, one per agent such that their dynamic composition satisfies the formula under the environment model.

The contributions in this paper are threefold: (i) we introduce the Shadow transition system (or Shadow TS for short) which distills the essential features of reconfigurable multicast from CTS [6], augments, and disciplines them to support teamwork synthesis; (ii) we propose a novel parametric bisimulation that is able to abstract unnecessary interactions, and thus helps producing Shadow TSs with least amount of coordinations, and with size that is, in the worst case, equivalent to the joint deterministic specification. This is a major improvement on the Zielonka approach and with less coordination; (iii) lastly, we present teamwork synthesis and show how to reduce it to a single-agent synthesis. The solution is used to construct an equivalent loosely-coupled distributed one. Our synthesis engine will try realise the goal given the initial specifications, otherwise it will automatically introduce additional required interactions among agents to ensure distributed realisability. Note that those additional interactions are strategic, i.e., they are introduced dynamically when needed and disappear otherwise. Thus, teamwork synthesis will enable us to mitigate a key difficulty in deciding algorithmically how agents should interact so that each obtains the required information to carry out its functionality.

The paper's structure is as follows: In Sect. 2, we give an overview on teamwork synthesis. In Sect. 3, we present a short background materials, and later in Sect. 4, we present a case study to illustrate our approach. In Sect. 5, we present the Shadow TS and the corresponding bisimulation. In Sect. 6, we present teamwork synthesis and in Sect. 7, we report our concluding remarks.

2 Teamwork Synthesis in a nutshell

We consider a team of K autonomous agents that execute in a shared context, and pursue a joint goal. A context can be a physical space or an external entity that may impact the joint goal.

Interaction among team members is established based on a set of channels (or event names), denoted Y and partitioned among all members. An agent, say agent $_k$, can locally control a subset of event names ($Y_k \subseteq Y$) *by being responsible of sending all messages with channels from Y_k* while other agents may be eligible to receive.

We assume that every agent $_k$, partially observes its context by means of reading local sensor observation values $x_k \in X_k$. Moreover, agent $_k$ may react to new inputs from X_k or messages (with channels from other agents, i.e., in $(Y \setminus Y_k)$) by generating local actuation signals $o \in O_k$. That is, the signals agent $_k$ uses to control its state, e.g., a robot sends signals to its motor to change direction.

Message exchange is established in a reconfigurable multicast fashion. That is, agent $_k$ may send messages to interested team members, i.e., agents that currently listen to the sending channel. A receiving agent, agent $_j$ for $j \neq k$, can adjust its actuation signals O_j accordingly. Agents can connect/disconnect channels dynamically based on need. An agent only receives messages on channels that listens to in its current state, and cannot observe others.

Agent $_k$ starts from a fixed initial state, and in every future execution step it either: observes a new sensor input from X_k ; receives a message on a channel from $(Y \setminus Y_k)$ that agent $_k$ listens to in the current state; or sends a message on a channel from Y_k to interested members. In all cases, agent $_k$ may trigger *individual* actuation signals O_k accordingly.

As a team, every team execution starts from a fixed initial state. Moreover, in every execution step the team either observes an *aggregate sensor input* – some members (i.e., a *subset* of K) observe an input – or exposes a message on channel from Y originated exactly from one member. In both cases, the team may trigger an *aggregate actuation signal* O . Formally, the set of aggregate sensor inputs over $\{X_k\}_{k \in K}$ is $X = \{\mathbf{x} : K \hookrightarrow \bigcup_k X_k \mid \mathbf{x}(k) \notin \bigcup_{j \neq k} X_j \text{ and } \exists k \in K, \text{ s.t. } \mathbf{x}(k) \text{ is defined}\}$. That is, a global observation corresponds to having new sensor values for *some* of the agents. Note that \mathbf{x} is a partial function. Similarly, the set of aggregate actuation signals over $\{O_k\}_{k \in K}$ is $O = \{\mathbf{o} : K \hookrightarrow \bigcup_k O_k \mid \mathbf{o}(k) \notin \bigcup_{j \neq k} O_j\}$. Note that unlike X , the set of aggregate output signals O can be empty.

Thus, teamwork synthesis only requires that aggregate observations X and interactions on channels from Y interleave [25] after initialisation θ_i (i.e., the initial condition), see the assumption automaton (A) below:

The rationale is that we start from an environment model E that specifies both aggregate context observations X and (possibly) interactions on channels from Y , i.e., the environment model E may centrally specify an interaction protocol on channels from Y . Then we are given a set of agent interfaces

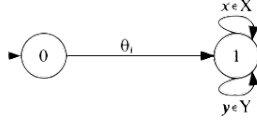


Fig. 1: Execution Assumption

$\{(X_k, Y_k, O_k)\}_{k \in K}$ such that X is the set of aggregate observations over $\{X_k\}_{k \in K}$, O is the set of aggregate actuation signals over $\{O_k\}_{k \in K}$ as defined before, and $Y = \bigcup_k Y_k$; and a formula φ over the joint goal of the team within E (i.e., the language of φ is in $((Y \cup X) \times O)^\omega$).

Our synthesis engine will try realise the goal given the initial protocol description (which can also be empty) on Y , and if this is not possible, it will automatically introduce additional required interactions among agents to ensure distributed realisability. We use the Shadow TS, with essential features of reconfigurable multicast, as the underlying distributed model for teamwork synthesis.

Formally, a solution for *teamwork Synthesis* $\mathcal{T} = \langle E \cap A, \varphi, O \rangle$ is a set of $|K|$ -Shadow TSs, one for each $\langle X_k, Y_k, O_k \rangle$ such that their team composition satisfies φ under $E \cap A$, where $E \cap A$ is the standard automata intersection of E and the execution assumption A depicted above. We show that the teamwork synthesis problem can be reduced to a single-agent synthesis. The solution of the latter can be efficiently decomposed into a set of equivalent shadow TSs.

3 Background

We present the background material on symbolic automata for environment's specifications and linear temporal logic (LTL).

Definition 1 (Environment model). *An environment model E is a deterministic symbolic automaton of the form $E = \langle Q, \Sigma, \Psi, q_0, \rho \rangle$,*

- Q is a set of states and $q_0 \in Q$ is the initial state.
- Σ is a structured alphabet of the form $(Y \cup X)$.
- Ψ is a set of predicates over Σ such that every predicate $\psi \in \Psi$ is interpreted as follow: $\llbracket \cdot \rrbracket : \Psi \rightarrow (Y \cup X)$.
- $\rho : Q \times \Psi \rightarrow Q$ is the transition function, s.t. for all transitions $(q, \psi, q'), (q, \psi', q'') \in \rho$, if $\psi \wedge \psi'$ is satisfiable then $q' = q''$.

The language of E , denoted by \mathcal{L}_E , is a set of infinite sequences of letters in $(Y \cup X)^\omega$. Two environment models E_1 and E_2 can be composed by means of standard automata intersection ($E_1 \cap E_2$).

For goal specifications, we use LTL to specify the goals of individual agents and their joint goals. We assume an alphabet of the form $(Y \cup X) \times O$ as defined before. A model σ for a formula φ is an infinite sequence of letters in $(Y \cup X) \times O$, i.e., it is in $((Y \cup X) \times O)^\omega$. Given a model $\sigma = \sigma_0, \sigma_1, \dots$, we denote by σ_i the letter at position i .

LTL formulas are constructed using the following grammar.

$$\varphi ::= v \in \bigcup_k (X_k \cup O_k) \mid y \in Y \mid \neg\varphi \mid \varphi_1 \vee \varphi_2 \mid \mathbf{X}\varphi \mid \varphi_1 \mathbf{U} \varphi_2$$

For a formula φ and a position $i \geq 0$, φ holds at position i of σ , written $\sigma, i \models \varphi$, where $\sigma_i = (v, \mathbf{o})$, if:

- For $x_k \in X_k$ we have $\sigma, i \models x_k$ iff $v \in X$ and $v(k) = x_k$. That is, x_k is satisfied if $v(k)$ is defined and equal to x_k .¹
- For $o_k \in O_k$ we have $\sigma, i \models o_k$ iff $\mathbf{o}(k) = o_k$
- For $y \in Y$ we have $\sigma, i \models y$ iff $v = y$
- $\sigma, i \models \neg\varphi$ iff $\sigma, i \not\models \varphi$
- $\sigma, i \models \varphi \vee \psi$ iff $\sigma, i \models \varphi$ or $\sigma, i \models \psi$
- $\sigma, i \models \mathbf{X}\varphi$ iff $\sigma, i+1 \models \varphi$
- $\sigma, i \models \varphi \mathbf{U} \psi$ iff there exists $k \geq i$ such that $\sigma, k \models \psi$ and $\sigma, j \models \varphi$ for all $j, i \leq j < k$

If $\sigma, 0 \models \varphi$, then φ holds on σ (written $\sigma \models \varphi$). A set of models M satisfies φ , denoted $M \models \varphi$, if every model in M satisfies φ . A formula is *satisfiable* if the set of models satisfying it is not empty.

We use the usual abbreviations of the Boolean connectives \wedge , \rightarrow , and \leftrightarrow and the usual definitions for true and false. We introduce the following temporal abbreviations $\mathbf{F}\phi = \text{true} \mathbf{U} \phi$, $\mathbf{G}\phi = \neg \mathbf{F}\neg\phi$, and $\phi_1 \mathbf{R}\phi_2 = \neg(\neg\phi_1 \mathbf{U} \neg\phi_2)$.

¹ It is possible to say $v(k)$ is defined and *not* equal to x_k by $\bigvee_{x_k \neq v \in X_k} x_k$.

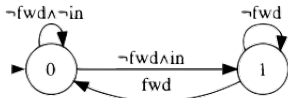
4 Distributed Product Line Scenario

We use a distributed product line scenario to illustrate *Teamwork Synthesis* and its underlying principles.

The product line, in our scenario, is operated by three robot arms: (i) the TRAY arm that observes inputs on the input-tray and forwards them for processing; (ii) the PROC arm that is responsible for processing the inputs; (iii) and the PKG arm that packages and delivers the final product.

The operator of the product line is an *uncontrollable* human, adding inputs, denoted by (in), to the input-tray. The operator serves as the execution context in which the three robot arms operate. Only the TRAY arm can observe the input (in).

The specifications of the robot arms are as follows: The interface of the TRAY is of the form $\text{Int}_{\text{TRAY}} = \langle \{\text{in}\}, \{\text{fwd}\}, \{\text{rFwd}\} \rangle$. That is, the TRAY arm can observe the input in on the input-tray, it can also send a message on channel fwd, and it has one actuation signal rFwd to instruct its motor to get ready to forward the input. The F-automaton below specifies its part of the interaction protocol.

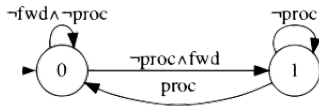


That is, the TRAY arm can forward by sending a message on fwd only after it observes an input in. The safety goals of the TRAY are:

$$\varphi_1 = G(\text{in} \rightarrow \text{rFwd}) \ \& \\ G((\text{rFwd} \wedge (X\neg\text{fwd})) \rightarrow (X\text{rFwd}))$$

That is, the motor gets ready to forward whenever an input is observed. Moreover, the motor remains ready to forward as long as forwarding did not happen.

The interface of the PROC arm is of the form $\text{Int}_{\text{PROC}} = \langle \emptyset, \{\text{proc}\}, \{\text{rProc}\} \rangle$. That is, the PROC arm cannot observe any input, but it can send a message on proc, and it has one actuation signal rProc to instruct its motor to get ready to process the input. The P-automaton below and the LTL formula PD specify the arm part in the interaction protocol.



$$\text{PD} = G((\text{proc} \wedge (X\text{in}) \wedge (XX\text{fwd})) \rightarrow X(\text{dlv} \text{ R} \neg\text{proc}))$$

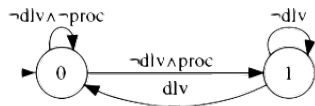
Namely, the PROC arm can process by sending a message on proc only after a forward has happened. Moreover, the arm cannot process twice in row without a deliver in between. We will use $A(\text{PD})$ to denote the automaton representing PD.

The safety goals of the PROC arm are as follows:

$$\varphi_2 = G(\text{fwd} \rightarrow \text{rProc}) \ \& \\ G((\text{rProc} \wedge (X\neg\text{proc})) \rightarrow (X\text{rProc}))$$

That is, the motor gets ready to process whenever forward happens. Moreover, the motor remains ready to process as long as processing did not happen.

The interface of the PKG arm is $\text{Int}_{\text{PKG}} = \langle \emptyset, \{\text{dlv}\}, \{\text{rDlv}\} \rangle$. That is, the PKG arm cannot observe any input, but it can deliver by sending a message on dlv, and it has one actuation signal rDlv to instruct its motor to get ready to package and deliver the input. The D-automaton below specifies its part of the interaction protocol.

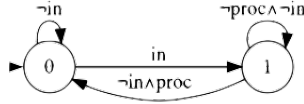


The PKG arm can send a message on dlv only after processing has happened. The safety and liveness goals of the PKG arm are:

$$\varphi_3 = G(\text{proc} \rightarrow \text{rDlv}) \ \& \\ G((\text{rDlv} \wedge (X\neg\text{dlv})) \rightarrow (X\text{rDlv}))$$

That is, the motor gets ready to deliver whenever process happens. Moreover, the motor remains ready to deliver as long as delivering did not happen. We also require $GF(\text{rDlv})$, i.e., the motor must also be ready to delivering infinitely often.

We have the following assumption on the operator OP:



Namely, after a first input the operator waits for processing to happen before it puts a new input. Finally, we require $\text{GF}(\text{in})$, i.e., the operator must supply input infinitely often.

We assume that all signals are initially off. That is:

$$\theta = \neg \text{in} \wedge \neg \text{fwd} \wedge \neg \text{proc} \wedge \neg \text{dlv} \wedge \neg \text{rFwd} \wedge \neg \text{rProc} \wedge \neg \text{rDlv}$$

Notice that these specifications are written from a central point of view. For instance, the formula PD of the PROC arm predicates on (in, fwd, and dlv) even if it cannot observe them. To be able to enforce this formula, we need to be able to automatically introduce strategic and minimal interactions among agents at run-time, only when needed (!), and this is the role of teamwork synthesis.

The instance of teamwork synthesis $\mathcal{T} = \langle E \cap A, \varphi, O \rangle$ is:

- (i) $E = F \cap P \cap D \cap A(\text{PD}) \cap \text{OP}$
- (ii) A is an instance of the automaton depicted in Fig. 1
- (iii) $\varphi = \theta \wedge \varphi_1 \wedge \varphi_2 \wedge \varphi_3 \wedge (\text{GF}(\text{in}) \rightarrow \text{GF}(\text{rDlv}))$

$$(iv) O = \left\{ \begin{array}{l} \emptyset, \{(\text{TRAY} \mapsto \text{rFwd})\}, \\ \{(\text{PROC} \mapsto \text{rProc})\}, \{(\text{PKG} \mapsto \text{rDlv})\}, \\ \{(\text{TRAY} \mapsto \text{rFwd}), (\text{PROC} \mapsto \text{rProc})\}, \\ \{(\text{TRAY} \mapsto \text{rFwd}), (\text{PKG} \mapsto \text{rDlv})\}, \\ \{(\text{PROC} \mapsto \text{rProc}), (\text{PKG} \mapsto \text{rDlv})\}, \\ \{(\text{TRAY} \mapsto \text{rFwd}), (\text{PROC} \mapsto \text{rProc}), (\text{PKG} \mapsto \text{rDlv})\} \end{array} \right\}$$

A solution for $\mathcal{T} = \langle E \cap A, \varphi, O \rangle$ is a 3-Shadow TSs, one for each $\langle X_k, Y_k, O_k \rangle_{k \in \{1,2,3\}}$ such that $T_1 \| T_2 \| T_3 \models \varphi$ under $E \cap A$.

We will revisit the scenario, at the end of Sect. 6, to show the distributed realisation of this problem and its features.

5 Shadow Transition Systems

We formally present the *Shadow Transition System* and we use it to define the behaviour of individual agents. We also define how to compose different agents to form a team.

Definition 2 (Shadow TS). A shadow TS is of the form $T_k = \langle S_k, \text{INT}_k, \text{ACT}_k, \Delta_e^k, \Delta_k, L_k, \text{LS}^k, s_0^k \rangle$, where:

- S_k is the set of states of T_k and $s_0^k \in S_k$ its initial state.
- $\text{INT}_k = \langle X_k, \text{CH}_k, O_k \rangle$ is the interface of T_k , where
 - X_k is an observation alphabet, CH_k is a set of interaction channels, and O_k is an output (or actuation) alphabet. We use i to range over elements in X_k or CH_k ;
 - $\text{LS}^k : S_k \rightarrow 2^{\text{CH}_k}$ is a channel listening function. That is, LS^k defines (per state) the channels that T_k listens to.
- $\text{ACT}_k \subseteq (\text{CH}_k \times \{!, ?\} \times Y_k)$ is the set of messages. Intuitively, a message consists of a channel $ch \in \text{CH}_k$, a type (send ! or receive ?), and a load (or contents) $v \in Y_k$.
- $L_k : S_k \rightarrow (\text{CH}_k \cup (X_k \uplus \{\perp\})) \times (O_k \uplus \{\perp\})$ is a labelling function where \perp denotes undefined label, i.e., L_k labels states with input (output) letters that were observed (correspondingly produced).
- $\Delta_e^k \subseteq S_k \times (\text{CH}_k \cup X_k)$ denotes the environment potential moves from S_k , i.e., Δ_e^k can be thought of as a ghost transition relation denoting the instantaneous perception of T_k of its environment.
- $\Delta_k \subseteq S_k \times \text{ACT}_k \times S_k$ is the transition relation of T_k . The relation Δ_k can be thought of as a shadow transition relation of Δ_e^k . That is, for every potential move in Δ_e^k , there must be a corresponding shadow transition in Δ_k as follows:
 - For every state $s \in S_k$ and every letter $i \in (\text{CH}_k \cup X_k)$, if $(s, i) \in \Delta_e^k$ then there exists $o \in O_k, s' \in S_k$ such that $L_k(s') = (i, o)$ and $(s, a, s') \in \Delta_k$ for some $a \in \text{ACT}_k$

- For any state $s \in S_k$, if for every letter $i \in (\text{CH}_k \cup X_k)$, $(s, i) \notin \Delta_e^k$ and there exists $o \in O_k, s' \in S_k$ such that $(s, a, s') \in \Delta_k$ for some $a \in \text{ACT}_k$ then a must be a receive.

Shadow TSs can be composed to form a team as in Def. 3 below. We use \mathbf{proj}_k^x to denote the projection of a team label into X_k of agent $_k$, and similarly for \mathbf{proj}_k^{ch} and \mathbf{proj}_k^o , i.e., for projection on CH_k and O_K respectively. We use \perp to denote that the projection is undefined.

Definition 3 (Team). Given a set $K = \{1, \dots, n\}$ of shadow TSs $T_k = \langle S_k, \text{INT}_k, \text{ACT}_k, \Delta_e^k, \Delta_k, L_k, \text{LS}^k, s_0^k \rangle$ where $k \in K$, their composition $\|_k T_k$ is the team $T = \langle S, \text{INT}, \text{ACT}, \Delta_e, \Delta, L, \text{LS}, s_0 \rangle$,

- $S = (s_1, \dots, s_n), s_0 = (s_0^1, \dots, s_0^n), \text{ACT} = \bigcup_k \text{ACT}_k, \mathcal{Y} = \bigcup_k \mathcal{Y}_k$
- $\text{INT} = \langle X, \text{CH}, O \rangle$ such that $\text{CH} = \bigcup_k \text{CH}_k$,
 $X = \{ \mathbf{x} : K \hookrightarrow \bigcup_k X_k \mid \mathbf{x}(k) \notin \bigcup_{j \neq k} X_j \}$,
and $O = \{ \mathbf{o} : K \hookrightarrow \bigcup_k O_k \mid \mathbf{o}(k) \notin \bigcup_{j \neq k} O_j \}$

$$\Delta = \left\{ \left(\begin{array}{l} (s_1, \dots, s_n), \\ (c, !, v), \\ (s'_1, \dots, s'_n) \end{array} \right) \left| \begin{array}{l} \exists k \in \{1, n\} \cdot (s_k, (c, !, v), s'_k) \in \Delta_k \text{ and } \forall j \neq k \\ (1) (s_j, (c, ?, v), s'_j) \in \Delta_j \text{ and } c \in \text{LS}^j(s_j) \text{ or} \\ (2) c \notin \text{LS}^j(s_j) \text{ and } s'_j = s_j \end{array} \right. \right\}$$

$$\Delta_e = \left\{ \left((s_1, \dots, s_n), i \right) \left| \begin{array}{l} ((s_1, \dots, s_n), (c, !, v), (s'_1, \dots, s'_n)) \in \Delta \\ \text{for some } (c, !, v) \in \text{ACT} \text{ such that} \\ L((s'_1, \dots, s'_n)) = (i, o) \text{ for some } o \in O \end{array} \right. \right\}$$

- Given a state (s_1, \dots, s_n) , let $x = \bigcup_k \{k \mapsto \mathbf{proj}_k^x(L_k(s_k)) \mid \mathbf{proj}_k^x(L_k(s_k)) \neq \perp\}$, $ch = \bigcup_k \mathbf{proj}_k^{ch}(L_k(s_k))$, and $o = \bigcup_k \{k \mapsto \mathbf{proj}_k^o(L_k(s_k)) \mid \mathbf{proj}_k^o(L_k(s_k)) \neq \perp\}$, then $L((s_1, \dots, s_n)) = (x, o)$ if $x \neq \emptyset$ and (ch, o) otherwise. In the systems we construct we achieve that ch is always a unique value in CH .
- $\text{LS}((s_1, \dots, s_n)) = \bigcup_k \text{LS}^k(s_k)$

Note that the composition in Def. 3 does not necessarily produce a shadow TS. However, our synthesis engine will generate a set of shadow TSs such that their composition is also a shadow TS.

Intuitively, multicast channels are blocking. That is, if there exists an agent $_k$ with a send transition $(s_k, (c, !, v), s'_k) \in \Delta_k$ on channel c then every other parallel agent $_j$, $s.t. j \neq k$ (that listens to c in its current state, i.e., $c \in \text{LS}(s_j)$) must supply a matching receive transition $(s_j, (c, ?, v), s'_j) \in \Delta_j$ or otherwise the sender is blocked. Other parallel agents that do not listen to c simply cannot observe the interaction, and thus cannot block it. We restrict attention to the set of shadow TSs \mathcal{T} that satisfy the following property:

Property 1 (Local broadcast). $\forall T \in \mathcal{T}, s \in S_T$, we have that $c \in \text{LS}(s)$ **iff** $(s, (c, ?, v), s') \in \Delta_T$ for all $c \in \text{CH}$ and $v \in \mathcal{Y}$.

Thus, a shadow TS cannot block a message send by listening to its channel and not supplying a corresponding receive transition. This reduces the semantics to asynchronous local broadcast. That is, message sending cannot be blocked, and is sent on local broadcast channels rather than a unique public channel (\star) as in CTS [6].

A run of T is the infinite sequence $r = s_0 a_0 s_1 a_1 s_2 \dots$ such that for all $k \geq 0 : (s_k, a_k, s_{k+1}) \in \Delta$ and s_0 is the initial state. An execution of T is the projection of a run r to *state labels*. That is, for a run $r = s_0 a_0 s_1 a_1 s_2 \dots$, there is an execution w induced by r such that $w = L(s_0)L(s_1)L(s_2)\dots$. We use \mathcal{L}_T to denote the language of T , i.e., the set of all executions of T . For a specification $\text{spec} \subseteq ((X \cup \text{CH}) \times O)^\omega$, we say that T satisfies spec if and only if $\mathcal{L}_T \subseteq \text{spec}$. Note that the key idea in our work is that we use a specification that only refers to *aggregate input and output*, and is totally insensitive to messages. As we will see later, the latter will be used by a synthesis engine to ensure distributed realisability.

Lemma 1. *The composition operator is a commutative monoid.*

Proof. The proof follows directly by Property 1 and the definition of $\|$. There, the existential and universal quantifications on k are insensitive to the location of s_k in (s_1, \dots, s_n) for $k \in \{1, n\}$. A sink state, denoted by 0, (i.e., a state with zero outgoing transitions and empty listening function, i.e., $\text{LS}(0) = \emptyset$) is the Id -element of $\|$ because it cannot influence the composition.

We define a notion of parameterised bisimulation that we use to efficiently decompose a Shadow TS.

\mathcal{E} -Bisimulation Consider the TS T with a finite state space $S = \{s_1, \dots, s_n\}$ that is composed with the TS \mathcal{C} (that we call the *parameter TS*). The latter has a finite state space $\mathcal{E} = \{\epsilon_1, \dots, \epsilon_m\}$ and will be used as the basis to minimise the former. That is, TS \mathcal{C} is only agent that T can interact with. This is the only bisimulation used in this paper. When we write bisimulation we mean parameterised bisimulation. We first introduce some notations:

- $(\epsilon \xrightarrow{a} \epsilon')$: a parameter state ϵ permits message $a = (c, !, v)$ iff ϵ can receive a , does not listen to c , or is the sender. Formally,
 - $c \in \text{LS}(\epsilon)$ and $(\epsilon, (c, ?, v), \epsilon') \in \Delta_{\mathcal{E}}$ or
 - $c \notin \text{LS}(\epsilon)$ and $(\epsilon = \epsilon')$ or
 - $(\epsilon, (c, !, v), \epsilon') \in \Delta_{\mathcal{E}}$

Note that this item and Property 1 ensure that message send is autonomous and cannot be restricted by the parameter TS.

- $(s \xrightarrow{a!} s')$: s sends message $a = (c, !, v)$ iff $(s, (c, !, v), s') \in \Delta$
- $(s \xrightarrow{a?} s')$: s receives message $a = (c, !, v)$ and updates iff $c \in \text{LS}(s)$, $(s, (c, ?, v), s') \in \Delta$, $L(s) \neq L(s')$.
- $(s \xrightarrow{\tau_a} s')$: s can discard iff $a = (c, !, v)$, $c \in \text{LS}(s)$, $(s, (c, ?, v), s') \in \Delta$, $L(s) = L(s')$. Note the state's label did not change by receiving. We drop the name a from τ_a when a is arbitrary.

Note that all kinds of receives ($\xrightarrow{\tau_a}$ or $\xrightarrow{a?}$) cannot happen without a joint message-send.

- We use $(\xrightarrow{\tau}^*)_{\epsilon}^{\epsilon'}$ to denote a sequence (possibly empty) of arbitrary discards ($\xrightarrow{\tau_a}$ for any a), starting when the parameter state is ϵ and ending with ϵ' . We define a family of transitive closures as the minimal relations satisfying: (i) $s (\xrightarrow{\tau}^*)_{\epsilon}^{\epsilon'} s$; and (ii) if $s_1 (\xrightarrow{\tau}^*)_{\epsilon_1}^{\epsilon_2} s_2$, $(s_2 \xrightarrow{\tau_a} s_3)$, $(\epsilon_2 \xrightarrow{a} \epsilon_3)$, and $s_3 (\xrightarrow{\tau}^*)_{\epsilon_3}^{\epsilon_4} s_4$ then $s_1 (\xrightarrow{\tau}^*)_{\epsilon_1}^{\epsilon_4} s_4$.

These are the reflexive and transitive closure of $\xrightarrow{\tau}$ while making sure that also the parameter supplies the sends that are required.

- We will use $(s \xrightarrow{a})$ when s has a transition, and $(s \not\xrightarrow{a})$ when s has no a transitions.

Definition 4 (\mathcal{E} -Bisimulation). Let the shadow TS \mathcal{C} with finite state space $\mathcal{E} = \{\epsilon_1, \dots, \epsilon_m\}$ be a parameter TS. An \mathcal{E} -bisimulation relation \mathcal{R} is a symmetric \mathcal{E} -indexed family of relations $\mathcal{R}_{\epsilon} \subseteq S \times S$ for $\epsilon \in \mathcal{E}$, such that whenever $(s_1, s_2) \in \mathcal{R}_{\epsilon}$ then $L(s_1) = L(s_2)$, and for all $a \in \text{ACT}$, if $\epsilon \xrightarrow{a} \epsilon'$ then

1. $s_1 \xrightarrow{a!} s'_1$ implies $\exists s'_2, s_2 \xrightarrow{a!} s'_2$ and $(s'_1, s'_2) \in \mathcal{R}_{\epsilon'}$;
2. $s_1 \xrightarrow{a?} s'_1$ implies $s_2 \not\xrightarrow{\tau_a}$ and

$$\left(\begin{array}{l} \text{if } s_2 \xrightarrow{a?} \text{ then } \exists s'_2, s_2 \xrightarrow{a?} s'_2 \text{ and } (s'_1, s'_2) \in \mathcal{R}_{\epsilon'} \\ \text{else } \exists s'_2, s''_2, \epsilon''_2, s_2 (\xrightarrow{\tau}^*)_{\epsilon_2}^{\epsilon''_2} s''_2 \xrightarrow{a?} s'_2, \text{ and } (s'_1, s'_2) \in \mathcal{R}_{\epsilon'} \end{array} \right)$$
3. $s_1 \xrightarrow{\tau_a} s'_1$ implies $s_2 \not\xrightarrow{a?}$ and

$$\left(\begin{array}{l} \text{if } s_2 \xrightarrow{\tau_a} \text{ then } \exists s'_2, s_2 \xrightarrow{\tau_a} s'_2 \text{ and } (s'_1, s'_2) \in \mathcal{R}_{\epsilon'} \\ \text{else } \exists s'_2, \epsilon''_2, s_2 (\xrightarrow{\tau}^*)_{\epsilon_2}^{\epsilon''_2} s'_2 \text{ and } (s'_1, s'_2) \in \mathcal{R}_{\epsilon'} \end{array} \right)$$

Two states s_1 and s_2 are equivalent with respect to a parameter state $\epsilon \in \mathcal{E}$, written $s_1 \sim_{\epsilon} s_2$, iff there exists an \mathcal{E} -bisimulation \mathcal{R} such that $(s_1, s_2) \in \mathcal{R}_{\epsilon}$. Please note that \mathcal{R} is symmetric.

Def. 4 equates two states with same labelling with respect to the current parameter state ϵ if: (1) they supply the same send transitions; (2) they supply same receive transitions or one can discard a number of messages and reach a state in which it can supply a matching receive; (3) is similar to (2) except for the “else” part where one state can supply an arbitrary number of discard (possibly none). In all cases, both states are required to evolve to equivalent states under the *next* parameter state ϵ' .

Note that case 2 and 3 (and their symmetric) in Def. 4 allow an agent to avoid participating in interactions that do not affect it.

We use \sim_0 to denote the equivalence under the empty parameter \mathcal{C} . That is, \mathcal{C} has a singleton sink state 0. The parallel composition \parallel in Def. 3 is a commutative monoid, and 0 is the id-element. Thus, we have that $(s, 0)$ is equivalent to s for all $s \in S$.

We need to prove that \sim_{ϵ} is closed under the parallel composition in Def. 3 within a composite parameter \mathcal{C} . That is, a parameter \mathcal{C} of the form $\mathcal{C}_1 \parallel \dots \parallel \mathcal{C}_n$ for some n . For a composite state $\epsilon = (\epsilon_1, \dots, \epsilon_n)$ and $w = \{i_1, \dots, i_j\}$, we use $(\epsilon_{i_1}, \dots, \epsilon_{i_j})$ to denote a w -cut of ϵ . That is, a projection of ϵ on states $(\epsilon_{i_1}, \dots, \epsilon_{i_j})$. Moreover, we use $\epsilon \setminus p$ to denote ϵ without cut p .

Theorem 1 (\sim_ϵ is closed under \parallel). *For all states s_1, s_2 of a shadow TS, all composite parameter states $\epsilon \in \mathcal{E}$ of the form $\epsilon = (\epsilon_1, \dots, \epsilon_n)$, and all cuts p of length $w \leq n$, we have that:*

$$s_1 \sim_\epsilon s_2 \text{ implies } (s_1, p) \sim_{\epsilon \setminus p} (s_2, p)$$

Proof. It is sufficient to prove that for every composite parameter state ϵ , the following relation:

$$\mathcal{R}_{\epsilon \setminus p} = \{((s_1, p), (s_2, p)) \mid \text{for all states } s_1, s_2, \text{ s.t. } (s_1 \sim_\epsilon s_2)\}$$

is a $(\epsilon \setminus p)$ -bisimulation.

Recall that \parallel is a commutative monoid, and thus it is closed under commutativity, associativity, and Id -element. Thus, the rest of the proof is by induction on the length (w) of the projection with respect to the history of the parameter TS. The key idea of the proof is that send actions of the form $(c, !, v)$ can only originate from within the composition, i.e., can be sent by s_1 (or s_2) or ϵ . Moreover, a receive action of the form $(c, ?, v)$ can only happen jointly with a corresponding send while the latter is autonomous.

6 Teamwork Synthesis

Given an environment model E that specifies both *aggregate* context observations X and scheduled interactions on channels from Y , the execution assumption A automaton depicted in Fig. 1, a formula φ over the joint goal of the team within E (i.e., $\mathcal{L}(\varphi) \subseteq ((Y \cup X) \times O)^\omega$), a set of agent interfaces $\{X_k, Y_k, O_k\}_{k \in K}$ such that X is the set of *aggregate* observations of $\{X_k\}_{k \in K}$, O is the set of *aggregate* actuation signals of $\{O_k\}_{k \in K}$ as defined in Sect. 2, and $Y = \bigcup_k Y_k$, a solution for *teamwork Synthesis* $\mathcal{T} = \langle E \cap A, \varphi, O \rangle$ is a set of $|K|$ of Shadow TSs, one for each $\langle X_k, Y_k, O_k \rangle$ such that $T_1 \parallel \dots \parallel T_k \models \varphi$ under $E \cap A$.

We show that the teamwork synthesis problem can be reduced to a single-agent synthesis. The solution of the latter can be efficiently decomposed into a set of loosely coupled shadow TSs, where their composition is an equivalent implementation.

Theorem 2. *Teamwork Synthesis whose specification φ is a GR(1) formula [12] of the form $\theta \wedge \text{G}\phi \wedge (\bigwedge_{i=1}^n \text{GF } \lambda_i \rightarrow \bigwedge_{i=1}^m \text{GF } \gamma_i)$ can be solved with effort $\mathcal{O}(m.n.(|E \cap A| \cdot |O|)^2)$, where $|E \cap A|$ is the number of transitions in $E \cap A$.*

Proof. We construct $\hat{E} = \langle \hat{Q}, \hat{\Sigma}, \hat{\Psi}, \hat{q}_0, \hat{\rho} \rangle$ that extends $E \cap A = \langle Q, \Sigma, \Psi, q_0, \rho \rangle$ to include the set of *aggregate* signals in O . To simplify the notations, we freely use $o \in O$ to mean the predicate that characterises it. The components of \hat{E} in relation to $E \cap A$ are:

- $\hat{Q} = Q, \hat{q}_0 = q_0, \hat{\Sigma} = \Sigma \times O$
- We extend the interpretation function $\llbracket \cdot \rrbracket$ to include variables in O . That is, $\llbracket \cdot \rrbracket : \hat{\Psi} \rightarrow (Y \cup X) \times O$
- $\hat{\rho} = \{((q_0, \theta \wedge \theta_i, q)) \mid (q_0, \theta_i, q) \in \rho\} \cup \{((q, \psi \wedge o, q')) \mid q \neq q_0, (q, \psi, q') \in \rho \text{ and } o \in O\}$

We use the construction above to construct a symbolic fairness-free DS [12]. We transform \hat{E} into an equivalent fairness-free symbolic discrete system DS $\mathcal{D} = \langle V_d, \rho_d, \theta_d \rangle$ in the obvious way. We use the variables X' where $|X'| = \sum_k \lceil \log |X_k| \rceil$ to encode observations, the variables Y' where $|Y'| = \log |Y|$ to encode channels, the variables O' where $|O'| = \sum_k \lceil \log |O_k| \rceil$ to encode outputs, and the variable st^2 to encode the states \hat{Q} . That is, $\mathcal{D} = \langle V_d, \rho_d, \theta_d \rangle$, where:

- $V_d = (X' \cup Y' \cup O' \cup \{\text{st}\})$
- We define $\rho_d(V_d, V_d')$ which is a predicate on the current assignment to V_d in relation to the next assignment. We use the primed copy V_d' to refer to the next assignment of V_d .

$$\rho_d = \bigvee_{(q_1, \psi_1, q_2), (q_2, \psi_2, q_3) \in \rho'} \psi_1 \wedge (\psi_2)' \wedge (\text{st} = q_1) \wedge (\text{st}' = q_2)$$
- $\theta_d = \theta \wedge (\text{st} = q_0)$

For a state $(s, q) \in 2^{(X' \cup Y' \cup O')} \times Q$ where Q is the domain of st , we say that $(s, q) \models v$ iff $v \in s$. We naturally generalise satisfaction to boolean combination of (V_d) and (V_d') . Now, given a Teamwork Synthesis problem $\mathcal{T} = \langle \mathcal{D}(\hat{E}), \varphi, O \rangle$, where $\mathcal{D} = \langle V_d, \rho_d, \theta_d \rangle$, φ is a GR(1) formula divided into a liveness assumption $\bigwedge_{i=1}^n \text{GF } \lambda_i$, a liveness goal $\bigwedge_{i=1}^m \text{GF } \gamma_i$, and a safety goal $\text{G}\phi$, we construct a GR(1) game $G = \langle V, X, O, \theta_e, \theta_s, \rho_e, \rho_s, \varphi_g \rangle$ as follows:

² To simplify the notation we will consider st to be a non-boolean variable.

We use ϕ in the safety goal to prune any transition in ρ_d with condition on O that is in conflict with ϕ (it is unsafe). That is, we construct ρ'_d from ρ_d by removing all transitions $t \in \rho_d$ such that $\neg(t \rightarrow \phi)$. The initial transitions from state q_0 are not subject to check against ϕ . Clearly, $(X\rho'_d) \rightarrow G\phi$. Moreover, ρ'_d also encodes the environment safety by definition. Now, our game is as follows: $G = \langle V_d, (X' \cup Y'), (O' \cup \{st\}), \text{true}, \theta_d, \text{true}, \rho'_d, \varphi_g \rangle$, where $\varphi_g = \bigwedge_{i=1}^n \text{GF } \lambda_i \rightarrow \bigwedge_{i=1}^m \text{GF } \gamma_i$

To support response formulas of the form $G(x \rightarrow Fy)$ and general LTL safety formulas instead, the complexity is adjusted as follows: $\mathcal{O}((m+g).(n+a).(|E \cap A|.|O|.|\varphi(s)|.2^{(a+g)})^2)$, where m, n are adjusted by adding the number of response assumptions a and response guarantees g while $|\varphi(s)|$ is the size of the safety goal. This is because the disciplined environment model $E \cap A$ will be intersected with the safety goal and each response formula. A response formula can be encoded in a two-state automaton [30].

The solution of the GR(1) game can be used to construct a Mealy machine with interface $\langle X, Y, O \rangle$ as defined below:

Definition 5 (Mealy Machine). A Mealy machine M is of the form $M = \langle Q, I, O, q_0, \delta \rangle$, where:

- Q is the set of states of M and $q_0 \in Q$ is the initial state.
- $I = (X \cup Y)$ is an alphabet, partitioned into a set of aggregate sensor inputs X and a set of channels Y , and O is the aggregate output alphabet.
- $\delta : Q \times (Y \cup X) \rightarrow Q \times O$ is the transition function of M .

The language of M , denoted by \mathcal{L}_M , is the set of infinite sequences $((Y \cup X) \times O)^\omega$ that M generates.

We will use M to build a corresponding shadow TS. Namely, we construct a language equivalent shadow TS T with set of states $S = \delta$ as shown below. Note that the constructed mealy machine in the previous step has exactly *one outgoing transition from the initial state q_0* , i.e., $|(q_0, (i, o), q) \in \delta| = 1$. This is ensured by the execution assumption A automaton depicted in Fig. 1.

Lemma 2 (From Mealy to Shadow TS). Given the constructed Mealy machine $M = \langle Q, I, O, q_0, \delta \rangle$ then we use a function $f : \delta \rightarrow \text{ACT}$, a load Υ , and channels CH to construct a shadow TS $T = \langle S, \text{INT}, \text{ACT}, \Delta_e, \Delta, L, \text{LS}, s_0 \rangle$ with $|\delta|$ many states, and $\mathcal{L}_T = \mathcal{L}_M$.

Proof. We construct T as follows:

- $S = \{(q, (i, o), q') \mid (q, (i, o), q') \in \delta\}$
- $s_0 = (q_0, (i, o), q)$ for the unique $q \in Q$, s.t. $(q_0, (i, o), q) \in \delta$
- $L((q, (i, o), q')) = (i, o)$
- $\text{INT} = \langle X, \text{CH}, O \rangle$ where $X = \{\mathbf{x} : K \hookrightarrow \bigcup_k X_k \mid \mathbf{x}(k) \notin \bigcup_{j \neq k} X_j\}$; $\text{CH} \subseteq (2^K) \setminus \{\emptyset\} \cup Y$, i.e., the maximal set of channels that agent may use to interact, where K is the set of agent identities; and $O = \{\mathbf{o} : K \hookrightarrow \bigcup_k O_k \mid \mathbf{o}(k) \notin \bigcup_{j \neq k} O_j\}$
- $\text{LS}(s) = \emptyset$ for all $s \in S$ and $\text{ACT} \subseteq (\text{CH} \times \{!\} \times \Upsilon)$ where $\Upsilon \subseteq X \cup \{\emptyset\}$. Note that ACT is restricted to send messages.
- $\Delta =$

$$\left\{ \left(\begin{array}{c} (q, (i, o), q'), \\ a, \\ (q', (i', o'), q'') \end{array} \right) \middle| \begin{array}{l} (q, (i, o), q') \in \delta, (q', (i', o'), q'') \in \delta \\ \text{and } a = f((q', (i', o'), q'')) \end{array} \right\}$$

- We use $\text{proj}_k^x(i)$ to project i on X_k , s.t. function f is:

$$f((s, (i, o), s')) = \begin{cases} (i, !, \emptyset) & \text{if } i \in Y \\ (\text{ids}, !, i) & \text{if } i \in X, \text{ids} = \{k \mid \text{proj}_k^x(i) \neq \perp\} \end{cases}$$

- $\Delta_e = \{((q, (i, o), q'), i') \mid (q, (i, o), q'), a, (q', (i', o'), q'') \in \Delta\}$
It is not hard to see that $\mathcal{L}_T = \mathcal{L}_M$.

Lemma 3 (Decomposition). A shadow TS $T = \langle S, \text{INT}, \text{ACT}, \Delta_e, \Delta, L, \text{LS}, s_0 \rangle$, as constructed in Lemma 2, can be decomposed into a set of TSs $\{T_k\}_k$ for $k \in \{1, n\}$, s.t. $T \sim_0 (T_1 \parallel \dots \parallel T_n)$.

Proof. We construct the components of each T_k as follows:

- $S_k = S, s_0^k = s_0$
- For each $s \in S, (s, (c, !, v), s') \in \Delta$, and each T_k , we have that
 1. if $k \in c$ and $|c| = 1$ then $(s, (c, !, v), s') \in \Delta_k$

2. if $k \in c$ and $|c| > 1$ then $(s, (c, !, v), s') \in \Delta_k$ and $(s, (c, ?, v), s') \in \Delta_k$
 3. if $y = c$ for some $y \in Y_k$ then $(s, (c, !, v), s') \in \Delta_k$
 4. otherwise $(s, (c, ?, v), s') \in \Delta_k$
- $\Delta_e^k = \{(s, i) \mid (s, (c, !, v), s') \in \Delta_k, L_k(s') = (i, o)\}$
 - $\text{ACT}_k = \{a \mid (s, a, s') \in \Delta_k\}$
 - $L_k(s) = \mathbf{proj}_k(L(s))$, i.e., the projection of $L(s)$ on Agent_k
 - $\text{LS}^k(s) = \{c \mid (s, (c, ?, v), s') \in \Delta_k\}$

It is sufficient to prove that s_0 of T is equivalent to s'_0 of the composition ($T' = T_1 \parallel \dots \parallel T_n$) under the empty parameter state 0, and that each T_k is indeed a shadow TS. The key idea of the proof is that the construction creates isomorphic shadow TSs that are fully synchronous. That is, they have the same states and transition structure, and only differ in state labelling, listening function, and transition role (send ! or receive ?). Thus, every send in Δ of T is divided into a set of one (or more sends) ! and exactly $(n - 1)$ -receives ?. In case of more than one send (as in item (2)), then for each T_k that implements such send there must be a matching receive with same source and target states. By Def. 3, we can reconstruct T' that is isomorphic to T with $\text{LS}(s) = \text{CH}$ for all $s \in S$. However, we only need to prove $T \sim_0 T'$ under the \mathcal{O} -parameter which cannot interact, and thus $\text{LS}(s)$ is not important after constructing T' .

Lemma 3 provides an upper bound on number of communications each agent T_k must participate in within the team. We will use the \mathcal{E} -Bisimulation in Sect. 5 to reduce such number with respect to the rest of the composition (or team). That is, given a set $K = \{1, \dots, n\}$ of agents and for each agent k , we minimise the corresponding T_k with respect to the parameter $T = \parallel_{j \in (K \setminus \{k\})} T_j$. Note that Lemma 3 produces agents that are of the same size of the deterministic specification. Size wise, we recall that in Zielonka synthesis [38,16]) agents are exponential in the size of the deterministic specification. We will reduce this size even more by constructing the quotient shadow TS of T_k :

Definition 6 (Quotient Shadow TS). For a shadow TS $T_k = \langle S_k, \text{INT}_k, \text{ACT}_k, \Delta_e^k, \Delta_k, L_k, \text{LS}^k, s_0^k \rangle$, \mathcal{E} the state-space of $\parallel_{j \neq k} T_j$, and \mathcal{E} -bisimulation, the quotient shadow TS $[T_k]_{\sim} = \langle S'_k, \text{INT}'_k, \text{ACT}'_k, \Delta_e^{k'}, \Delta'_k, L_k, \text{LS}^{k'}, s_0^{k'} \rangle$

- $S'_k = \{s_{\sim} \mid s \in S_k\}$ with $s_{\sim} = \{s' \in S_k \mid s \sim_e s' \text{ for } e \in \mathcal{E}\}$
- $s_0^{k'} = s_0^k_{\sim}$
- $\Delta'_k =$

$$\{(s_{\sim}, (c, !, v), s'_{\sim}) \mid (s, (c, !, v), s') \in \Delta_k\} \cup$$

$$\{(s_{\sim}, (c, ?, v), s'_{\sim}) \mid s_{\sim} \neq s'_{\sim}, (s, (c, ?, v), s') \in \Delta_k\}$$
- $\Delta_e^{k'} = \{(s, i) \mid (s, (c, !, v), s') \in \Delta'_k, L_k(s') = (i, o)\}$
- $\text{ACT}'_k = \{a \mid (s, a, s') \in \Delta'_k\}$
- $\text{LS}^{k'}(s) = \{c \mid (s, (c, ?, v), s') \in \Delta'_k\}$

The definition of \mathcal{E} -Bisimulation in Sect. 5 can be easily converted to an algorithm (see [29]) that efficiently (almost linear) computes \mathcal{E} -Bisimulation as the largest fixed point.

Scenario Revisited The distributed realisation of the teamwork synthesis instance, in Sect. 4, is depicted in Fig. 2, where each arm is supplied with a shadow TS that represents its correct behaviour. For a shortcut, we only use the “first letter” of a channel name $y \in Y_k$ and the “first two letters” of an output letter name $o \in O_k$ in the figures, e.g., we use the shortcuts **f** for **fwd**, **rF** for **rFwd**, etc.

Note that every state of T_k for $k \in \{1, 2, 3\}$ is labelled with input/output letter and a set of channels that T_k listens to in this state, e.g., T_1 in Fig. 2 (i) initially has empty input/output letter (the initial state is labelled with \perp/\perp) and is not listening to any channel (the listening function is initially \emptyset). Moreover, T_2 and T_3 in Fig. 2 (i) and (ii) are initially listening to channel **f** and respectively **p**.

Transitions are labelled with either message send (!) or receive (?). For instance, T_1 can initially send the message $(\{1\}, !, \text{in})$ on channel $\{1\}$ *independently and move alone* to the next state in which T_1 reads the letter (in) from the input-tray, and consequently signals its motor to get ready to forward, i.e., by signalling (rF). Recall that this is a shadow transition of the potential trigger of the environment from the initial state. This is akin to say that once T_1 senses a trigger from the environment, it immediately permits it by providing a shadowing transition. Note that T_2 and T_3 are initially busy waiting to receive a message on **f** and respectively on **p** to kick start their executions.

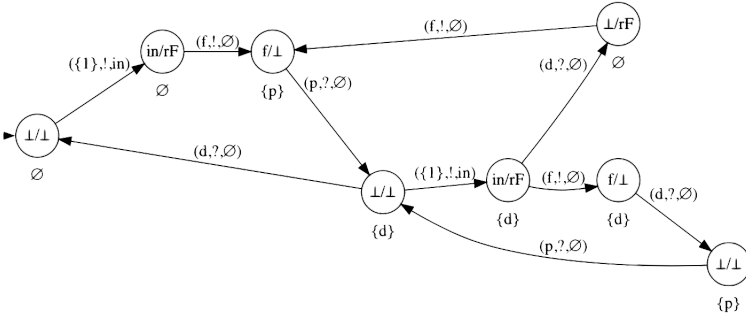
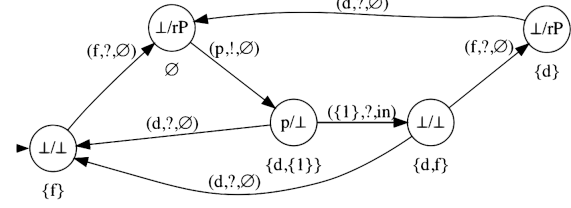
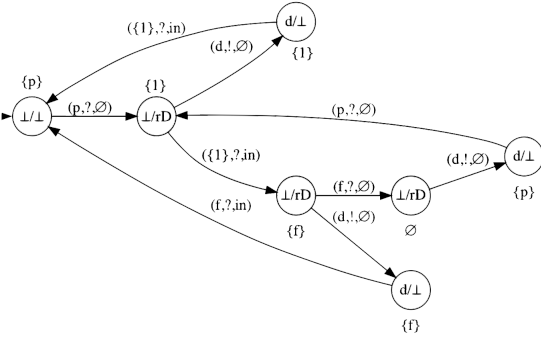
(i) T_1 : The Tray Arm Agent

 (ii) T_2 : The processing Arm Agent

 (iii) T_3 : The Packaging Arm Agent


Fig. 2: The distributed Realisation of the Product line

Clearly, message $(\{1\}, !, \text{in})$ on channel $\{1\}$ is a strategic interaction that our synthesis engine added to ensure distributed realisability. Notice that T_2 and T_3 do not initially listen to $\{1\}$ and they cannot observe the interaction on it, but later they will listen to it when they need (e.g., after $(p, !, \emptyset)$).

By composition, as defined in Def. 3, initially T_1 move independently, and from the next state T_1 sends the message $(f, !, \emptyset)$ in which T_2 participates while T_3 stays disconnected. Indeed, T_3 only gets involved in the third step. Notice how the listening functions of these TSs change dynamically during execution, and allowing for loosely coupled distributed implementation. The latter has a feature that in every execution step one can send a message, and the others are either involved (i.e., they receive) or they cannot observe it (i.e., they do not listen).

Recall that state labels are the elements of executions and the transition labels are complimented by the synthesis engine to ensure distributed realisability. As one can see, all TSs initially start from states that satisfy the initial condition θ . Indeed, there is no signal initially enabled. Moreover, the composite labelling of states in future execution steps satisfies the formula φ under the environment model E and the execution assumption A .

Note that the machines in Fig. 2 is everything we need. That is, unlike supervisory control [34] where the centralised controller is finally composed with the environment model, and the composition is checked against the goal, we do not have such requirement. Indeed, the machines in Fig. 2 fully distribute the control.

The results in this paper are unique, and aspire to unlock distributed synthesis for multi-agent systems for the first time.

7 Concluding Remarks

We introduced teamwork synthesis which reformulates the original distributed synthesis problem [32,15] and casts it on teamwork multi-agent systems. Our synthesis technique relies on a flexible coordination model, named Shadow TS, that allow agents to co-exist and interact based on need, and thus limits the interaction to interested agents (or agents that require information to proceed).

Unlike the existing distributed synthesis problems, our formulation is decidable, and can be reduced to a single-agent synthesis. We efficiently decompose the solution of the latter and minimise it for individual

agents using a novel notion of parametric bisimulation. We minimise both the state space and the set of interactions each agent requires to fulfil its goals. The rationale behind teamwork synthesis is that we reformulate the original synthesis question by dropping the fixed interaction architecture among agents as input to the problem. Instead, our synthesis engine tries to realise the goal given the initial specifications; otherwise it automatically introduces minimal interactions among agents to ensure distributed realisability. Teamwork synthesis shows algorithmically how agents should interact so that each is well-informed and fulfils its goal.

Related works We report on related works with regards to concurrency models used for distributed synthesis, bisimulation relations, and also other formulations of distributed synthesis.

Shadow TS adopts the reconfigurable semantics approach from CTS [6,8,5], but it is actually weaker in terms of synchronisation. Indeed, the requirement in Property 1 lifts out the blocking nature of multicast, and thus the semantics of the Shadow TS is reduced to a *local broadcast*, (cf. [4,11,2,7,9,3,10]). That is, message sending can no longer be blocked, and is broadcasted on local channels rather than a unique public channel \star (broadcast to all) as in CTS [6]. The advantage is that the semantics of Shadow TS is asynchronous and no agent can force other agents to wait for it. It is definitely weaker than shared memory models as in [32,15] and it is also weaker than the synchronous automata of supervision [34] and Zielonka automata [38,16]. Note that the last two adopt the multi-way synchronisation (or blocking rendezvous) of Hoare’s CSP calculus [18]. Thus, the synchronisation dependencies are lifted out in our model. Intuitively, an agent can, at most, block itself to wait for a message from another agent, but in no way can block the executions of others unwillingly.

Our notion of bisimulation in Def. 4 is novel with respect to existing literatures on bisimulation [13,26,35]. To the best of our knowledge, it is the only bisimulation that is able to abstract actual messages, and thus reduce synchronisations. It treats receive transitions in a sophisticated way that allows it to judge when a receive or a discard transition can be abstracted safely. It has a branching nature like in [17], but is stronger because the former cannot distinguish different τ transitions. It is parametric like in [22], but is weaker in that it can abstract actual receive transitions.

When it comes to distributed synthesis, there is a plethora of formulations. Here, we only relate to the ones that consider hostile environments. These are: Distributed synthesis [32,15], Zielonka synthesis [38,16], and Decentralised supervision [37]. Unlike teamwork synthesis, all are, in general, undecidable except for specific configurations (mostly with a tower of exponentials [21,23]). Zielonka synthesis is decidable if synchronising agents are allowed to share their entire state, and this produces agents that are exponential in the size of the joint deterministic specification. Teamwork synthesis produces agents that are, in the worst case, the size of the joint deterministic specification.

Future works We want to generalise the execution assumption A of teamwork synthesis depicted in Fig. 1 to a more balanced scheduling between interaction events Y and context events X , inspired by RTC control [1]. That is, we want to provide a more relaxed built-in transfer of control between the interaction and the context events. The latter would majorly simplify writing specifications. We want also to extend the Shadow TS to allow multithreaded agents, and thus eliminates interaction among co-located threads.

Clearly, the positive results in this paper makes it feasible to provide tool support for Teamwork synthesis, and with a more user-friendly interface.

References

1. Abd Alrahman, Y., Braberman, V.A., D’Ippolito, N., Piterman, N., Uchitel, S.: Synthesis of run-to-completion controllers for discrete event systems. In: 2021 American Control Conference, ACC 2021, New Orleans, LA, USA, May 25-28, 2021. pp. 4892–4899. IEEE (2021). <https://doi.org/10.23919/ACC50511.2021.9482704>
2. Abd Alrahman, Y., De Nicola, R., Garbi, G., Loreti, M.: A distributed coordination infrastructure for attribute-based interaction. In: Formal Techniques for Distributed Objects, Components, and Systems - 38th IFIP WG 6.1 International Conference, FORTE 2018, Held as Part of the 13th International Federated Conference on Distributed Computing Techniques, DisCoTec 2018, Madrid, Spain, June 18-21, 2018, Proceedings. pp. 1–20 (2018). https://doi.org/10.1007/978-3-319-92612-4_1
3. Abd Alrahman, Y., De Nicola, R., Loreti, M.: On the power of attribute-based communication. In: Formal Techniques for Distributed Objects, Components, and Systems - 36th IFIP WG 6.1 International Conference, FORTE 2016, Held as Part of the 11th International Federated Conference on Distributed Computing Techniques, DisCoTec 2016, Heraklion, Crete, Greece, June 6-9, 2016, Proceedings. pp. 1–18. Springer (2016). https://doi.org/10.1007/978-3-319-39570-8_1

4. Abd Alrahman, Y., De Nicola, R., Loretì, M.: A calculus for collective-adaptive systems and its behavioural theory. *Inf. Comput.* **268** (2019). <https://doi.org/10.1016/j.ic.2019.104457>
5. Abd Alrahman, Y., Perelli, G., Piterman, N.: Reconfigurable interaction for MAS modelling. In: Seghrouchni, A.E.F., Sukthankar, G., An, B., Yorke-Smith, N. (eds.) *Proceedings of the 19th International Conference on Autonomous Agents and Multiagent Systems, AAMAS '20, Auckland, New Zealand, May 9-13, 2020*. pp. 7–15. International Foundation for Autonomous Agents and Multiagent Systems (2020)
6. Abd Alrahman, Y., Piterman, N.: Modelling and verification of reconfigurable multi-agent systems. *Auton. Agents Multi Agent Syst.* **35**(2), 47 (2021). <https://doi.org/10.1007/s10458-021-09521-x>, <https://doi.org/10.1007/s10458-021-09521-x>
7. Alrahman, Y.A., Andric, M., Beggiato, A., Lluch-Lafuente, A.: Can we efficiently check concurrent programs under relaxed memory models in maude? In: Escobar, S. (ed.) *Rewriting Logic and Its Applications - 10th International Workshop, WRLA 2014, Held as a Satellite Event of ETAPS, Grenoble, France, April 5-6, 2014, Revised Selected Papers*. Lecture Notes in Computer Science, vol. 8663, pp. 21–41. Springer (2014). https://doi.org/10.1007/978-3-319-12904-4_2, https://doi.org/10.1007/978-3-319-12904-4_2
8. Alrahman, Y.A., Azzopardi, S., Piterman, N.: R-check: A model checker for verifying reconfigurable mas (2022)
9. Alrahman, Y.A., Garbi, G.: A distributed API for coordinating abc programs. *Int. J. Softw. Tools Technol. Transf.* **22**(4), 477–496 (2020). <https://doi.org/10.1007/s10009-020-00553-4>, <https://doi.org/10.1007/s10009-020-00553-4>
10. Alrahman, Y.A., Martel, M., Piterman, N.: A PO characterisation of reconfiguration. In: Seidl, H., Liu, Z., Pasareanu, C.S. (eds.) *Theoretical Aspects of Computing - ICTAC 2022 - 19th International Colloquium, Tbilisi, Georgia, September 27-29, 2022, Proceedings*. Lecture Notes in Computer Science, vol. 13572, pp. 42–59. Springer (2022). https://doi.org/10.1007/978-3-031-17715-6_5, https://doi.org/10.1007/978-3-031-17715-6_5
11. Alrahman, Y.A., Nicola, R.D., Loretì, M.: Programming interactions in collective adaptive systems by relying on attribute-based communication. *Sci. Comput. Program.* **192**, 102428 (2020). <https://doi.org/10.1016/j.scico.2020.102428>, <https://doi.org/10.1016/j.scico.2020.102428>
12. Bloem, R., Jobstmann, B., Piterman, N., Pnueli, A., Sa'ar, Y.: Synthesis of reactive(1) designs. *J. Comput. Syst. Sci.* **78**(3), 911–938 (2012). <https://doi.org/10.1016/j.jcss.2011.08.007>
13. Castellani, I., Hennessy, M.: Distributed bisimulations. *J. ACM* **36**(4), 887–911 (1989). <https://doi.org/10.1145/76359.76369>, <https://doi.org/10.1145/76359.76369>
14. Ehlers, R., Könighofer, R., Bloem, R.: Synthesizing cooperative reactive mission plans. In: *2015 IEEE/RSJ International Conference on Intelligent Robots and Systems, IROS 2015, Hamburg, Germany, September 28 - October 2, 2015*. pp. 3478–3485. IEEE (2015). <https://doi.org/10.1109/IROS.2015.7353862>, <https://doi.org/10.1109/IROS.2015.7353862>
15. Finkbeiner, B., Schewe, S.: Uniform distributed synthesis. In: *20th IEEE Symposium on Logic in Computer Science (LICS 2005)*, 26-29 June 2005, Chicago, IL, USA, Proceedings. pp. 321–330. IEEE Computer Society (2005). <https://doi.org/10.1109/LICS.2005.53>, <https://doi.org/10.1109/LICS.2005.53>
16. Genest, B., Gimbert, H., Muscholl, A., Walukiewicz, I.: Optimal zielonka-type construction of deterministic asynchronous automata. In: Abramsky, S., Gavioille, C., Kirchner, C., auf der Heide, F.M., Spirakis, P.G. (eds.) *Automata, Languages and Programming, 37th International Colloquium, ICALP 2010, Bordeaux, France, July 6-10, 2010, Proceedings, Part II*. Lecture Notes in Computer Science, vol. 6199, pp. 52–63. Springer (2010). https://doi.org/10.1007/978-3-642-14162-1_5, https://doi.org/10.1007/978-3-642-14162-1_5
17. van Glabbeek, R.J., Weijland, W.P.: Branching time and abstraction in bisimulation semantics. *J. ACM* **43**(3), 555–600 (1996). <https://doi.org/10.1145/233551.233556>, <https://doi.org/10.1145/233551.233556>
18. Hoare, C.A.R.: Communicating sequential processes. In: Jones, C.B., Misra, J. (eds.) *Theories of Programming: The Life and Works of Tony Hoare*, pp. 157–186. ACM / Morgan & Claypool (2021). <https://doi.org/10.1145/3477355.3477364>, <https://doi.org/10.1145/3477355.3477364>
19. Jones, A.V., Knapik, M., Penczek, W., Lomuscio, A.: Group synthesis for parametric temporal-epistemic logic. In: van der Hoek, W., Padgham, L., Conitzer, V., Winikoff, M. (eds.) *International Conference on Autonomous Agents and Multiagent Systems, AAMAS 2012, Valencia, Spain, June 4-8, 2012 (3 Volumes)*. pp. 1107–1114. IFAAMAS (2012), <http://dl.acm.org/citation.cfm?id=2343855>
20. Kupferman, O., Shenwald, N.: The complexity of LTL rational synthesis. In: Fisman, D., Rosu, G. (eds.) *Tools and Algorithms for the Construction and Analysis of Systems - 28th International Conference, TACAS 2022, Held as Part of the European Joint Conferences on Theory and Practice of Software, ETAPS 2022, Munich, Germany, April 2-7, 2022, Proceedings, Part I*. Lecture Notes in Computer Science, vol. 13243, pp. 25–45. Springer (2022). https://doi.org/10.1007/978-3-030-99524-9_2, https://doi.org/10.1007/978-3-030-99524-9_2
21. Kupferman, O., Vardi, M.Y.: Synthesizing distributed systems. In: *16th Annual IEEE Symposium on Logic in Computer Science, Boston, Massachusetts, USA, June 16-19, 2001, Proceedings*. pp. 389–398. IEEE Computer Society (2001). <https://doi.org/10.1109/LICS.2001.932514>, <https://doi.org/10.1109/LICS.2001.932514>
22. Larsen, K.G.: A context dependent equivalence between processes. *Theor. Comput. Sci.* **49**, 184–215 (1987). [https://doi.org/10.1016/0304-3975\(87\)90007-7](https://doi.org/10.1016/0304-3975(87)90007-7), [https://doi.org/10.1016/0304-3975\(87\)90007-7](https://doi.org/10.1016/0304-3975(87)90007-7)

23. Madhusudan, P., Thiagarajan, P.S.: Distributed controller synthesis for local specifications. In: Orejas, F., Spirakis, P.G., van Leeuwen, J. (eds.) Automata, Languages and Programming, 28th International Colloquium, ICALP 2001, Crete, Greece, July 8-12, 2001, Proceedings. Lecture Notes in Computer Science, vol. 2076, pp. 396–407. Springer (2001). https://doi.org/10.1007/3-540-48224-5_33, https://doi.org/10.1007/3-540-48224-5_33
24. Majumdar, R., Piterman, N., Schmuck, A.: Environmentally-friendly GR(1) synthesis. In: Vojnar, T., Zhang, L. (eds.) Tools and Algorithms for the Construction and Analysis of Systems - 25th International Conference, TACAS 2019, Held as Part of the European Joint Conferences on Theory and Practice of Software, ETAPS 2019, Prague, Czech Republic, April 6-11, 2019, Proceedings, Part II. Lecture Notes in Computer Science, vol. 11428, pp. 229–246. Springer (2019). https://doi.org/10.1007/978-3-030-17465-1_13, https://doi.org/10.1007/978-3-030-17465-1_13
25. Milner, R., Parrow, J., Walker, D.: A calculus of mobile processes, II. *Inf. Comput.* **100**(1), 41–77 (1992). [https://doi.org/10.1016/0890-5401\(92\)90009-5](https://doi.org/10.1016/0890-5401(92)90009-5)
26. Milner, R., Sangiorgi, D.: Barbed bisimulation. In: Kuich, W. (ed.) Automata, Languages and Programming, 19th International Colloquium, ICALP92, Vienna, Austria, July 13-17, 1992, Proceedings. Lecture Notes in Computer Science, vol. 623, pp. 685–695. Springer (1992). https://doi.org/10.1007/3-540-55719-9_114, https://doi.org/10.1007/3-540-55719-9_114
27. Muscholl, A.: Automated synthesis of distributed controllers. In: Halldórsson, M.M., Iwama, K., Kobayashi, N., Speckmann, B. (eds.) Automata, Languages, and Programming - 42nd International Colloquium, ICALP 2015, Kyoto, Japan, July 6-10, 2015, Proceedings, Part II. Lecture Notes in Computer Science, vol. 9135, pp. 11–27. Springer (2015). https://doi.org/10.1007/978-3-662-47666-6_2, https://doi.org/10.1007/978-3-662-47666-6_2
28. Nair, R., Tambe, M., Marsella, S.: The role of emotions in multiagent teamwork. In: Fellous, J., Arbib, M.A. (eds.) Who Needs Emotions? - The brain meets the robot, pp. 311–330. Series in affective science, Oxford University Press (2005). <https://doi.org/10.1093/acprof:oso/9780195166194.003.0011>, <https://doi.org/10.1093/acprof:oso/9780195166194.003.0011>
29. Paige, R., Tarjan, R.E.: Three partition refinement algorithms. *SIAM Journal on Computing* **16**(6), 973–989 (1987). <https://doi.org/10.1137/0216062>, <https://doi.org/10.1137/0216062>
30. Piterman, N., Pnueli, A., Sa’ar, Y.: Synthesis of reactive(1) designs. In: Emerson, E.A., Namjoshi, K.S. (eds.) Verification, Model Checking, and Abstract Interpretation, 7th International Conference, VMCAI 2006, Charleston, SC, USA, January 8-10, 2006, Proceedings. Lecture Notes in Computer Science, vol. 3855, pp. 364–380. Springer (2006). https://doi.org/10.1007/11609773_24, https://doi.org/10.1007/11609773_24
31. Pnueli, A., Rosner, R.: On the synthesis of a reactive module. In: Conference Record of the Sixteenth Annual ACM Symposium on Principles of Programming Languages, Austin, Texas, USA, January 11-13, 1989. pp. 179–190. ACM Press (1989). <https://doi.org/10.1145/75277.75293>, <https://doi.org/10.1145/75277.75293>
32. Pnueli, A., Rosner, R.: Distributed reactive systems are hard to synthesize. In: 31st Annual Symposium on Foundations of Computer Science, St. Louis, Missouri, USA, October 22-24, 1990, Volume II. pp. 746–757. IEEE Computer Society (1990). <https://doi.org/10.1109/FSCS.1990.89597>, <https://doi.org/10.1109/FSCS.1990.89597>
33. Pynadath, D.V., Tambe, M.: An automated teamwork infrastructure for heterogeneous software agents and humans. *Auton. Agents Multi Agent Syst.* **7**(1-2), 71–100 (2003). <https://doi.org/10.1023/A:1024176820874>, <https://doi.org/10.1023/A:1024176820874>
34. Ramadge, P., Wonham, W.: The control of discrete event systems. *Proceedings of the IEEE* **77**(1), 81–98 (1989). <https://doi.org/10.1109/5.21072>
35. Sangiorgi, D.: A theory of bisimulation for the pi-calculus. In: Best, E. (ed.) CONCUR ’93, 4th International Conference on Concurrency Theory, Hildesheim, Germany, August 23-26, 1993, Proceedings. Lecture Notes in Computer Science, vol. 715, pp. 127–142. Springer (1993). https://doi.org/10.1007/3-540-57208-2_10, https://doi.org/10.1007/3-540-57208-2_10
36. Tambe, M.: Towards flexible teamwork. *J. Artif. Intell. Res.* **7**, 83–124 (1997). <https://doi.org/10.1613/jair.433>, <https://doi.org/10.1613/jair.433>
37. Thistle, J.G.: Undecidability in decentralized supervision. *Syst. Control. Lett.* **54**(5), 503–509 (2005). <https://doi.org/10.1016/j.sysconle.2004.10.002>, <https://doi.org/10.1016/j.sysconle.2004.10.002>
38. Zielonka, W.: Notes on finite asynchronous automata. *RAIRO Theor. Informatics Appl.* **21**(2), 99–135 (1987). <https://doi.org/10.1051/ita/1987210200991>, <https://doi.org/10.1051/ita/1987210200991>