

PREPARED FOR SUBMISSION TO JHEP

Impact of CP violation searches at MOMENT experiment with sterile neutrinos

Kiran Sharma^a, Sudhanwa Patra^a

^a*Department of Physics, Indian Institute of Technology Bhilai, Raipur-492015, India*

E-mail: kirans@iitbhilai.ac.in, sudhanwa@iitbhilai.ac.in

ABSTRACT: We examine the scope of the MOMENT experiment in the context of CP violation searches with the presence of extra eV scale sterile neutrino. MOMENT is a proposed short baseline neutrino oscillation experiment using muon beams for neutrinos production, making it advantageous over π_0 background and other technical difficulties. We work over the first oscillation maxima which matches the peak value of flux with a run time of 5 years for both neutrino and anti-neutrino modes. We perform the bi-probability studies for both 3 and 3+1 flavor mixing schemes. The CP violation sensitivities arising from the fundamental CP phase δ_{13} and unknown CP phase δ_{14} are explored at the firm footing. The slight deteriorates are observed in CP violations induced by δ_{13} as the presence of sterile neutrino is considered. We also look at the reconstruction of CP violations phases δ_{13} and δ_{14} and the MOMENT experiment shows significant capabilities in the precise measurement of δ_{13} phase.

KEYWORDS: Neutrino Oscillation, Medium-baseline, Sterile Neutrino, MOMENT

Contents

1	Introduction and Motivation	1
2	Transition probability in the 4-flavor scheme	3
2.1	Theoretical framework	3
2.2	Appearance probability $P_{\mu e}^{4\nu}$	4
3	Discussion at probability level	6
4	Biprobability analysis	7
5	Experimental Details and Event Spectra	10
6	CP violation sensitivities in presence of sterile neutrino	12
6.1	Chi-square analysis	12
6.2	Reconstructing the CP phases	13
7	Conclusions and Outlook	15
8	APPENDIX	15
A	Detailed Description of Biprobability analysis.	15

1 Introduction and Motivation

Neutrino physics has made tremendous progress in the past few years. The discovery of the phenomenon of neutrino oscillations [1–8] has not only answered the solar- neutrino problem [9–12] and atmospheric-neutrino problem [13–16], but also it has open up the new doors to look at the beyond standard model physics. At present, as per the standard model, there are three active flavors of neutrinos associated with the electron, muon and, tau lepton. The neutrino oscillations in the presence of three active neutrinos are described by six oscillation parameters: two mass square differences i.e. $\Delta m_{21}^2 = m_2^2 - m_1^2$, $\Delta m_{31}^2 = m_3^2 - m_1^2$, three neutrino mixing angles θ_{12} , θ_{13} , θ_{23} and one Dirac CP phase δ_{CP} . The values of the oscillations parameters have been constrained by various neutrino experiments [17–24], the only unknown oscillation parameters left to be known precisely are the sign of atmosphere mass -squared difference i.e. Δm_{31}^2 which will resolve the issue of neutrino mass ordering, the precise measurement of mixing angle θ_{23} which will help in establishing the correct octant and the value of fundamental CP phase. The long baseline experiments T2K [25] and NO ν A [26] have independently reported the value of δ_{CP} but there is a slight tension between the two values. This discrepancy may be because of the systematic uncertainties or

it may be an indication of the new physics arising from the presence of sterile neutrinos [27–35] or non-standard interactions [36–40].

Certain short baseline anomalies are coming from the reactor and Gallium [41, 42], accelerator experiments LSND [43] and MiniBooNE [44] which hints towards the existence of a hypothetical fourth sterile mass eigenstate. The presence of such right-handed sterile neutrinos will extend the structure of the standard 3 flavor framework. As a result, the number of neutrino oscillation parameters gets enhanced in the minimal extended $3 + 1$ framework. There are now three additional mixing angles i.e. θ_{14} , θ_{24} , θ_{34} and two more CP phases. We have the new mass square differences arising from the mixing among fourth mass eigen state ν_4 with mass eigenstates of three active flavors (ν_e , ν_μ and, ν_τ). The presence of sterile neutrino has been widely explored in the literature (see references [45–51]).

The effect of sterile neutrinos over the standard oscillation parameters have been widely explored in the current and future proposed neutrino oscillation experiments like T2HK [52], T2HKK [53], and DUNE [54–57]. An important point to remark is that all the above-stated experimental facilities are using the neutrino beams originating from the pions decay, whereas in the proposed work, we look at the potential of upcoming neutrino oscillation experiment MOMENT (MuOn-decay MEdium baseline NeuTrino beam facility) [58] which observe a neutrino beam produced from decaying muons at relatively low energies. As an advantage one can skip the background effects and other technical difficulties at the experimental level.

MOMENT is a proposed short baseline neutrino oscillation experiment with a baseline of 150 km. A detailed description of the experimental facility is provided in section 5. The matter effects arising from the interaction of neutrinos with the matter potential as they propagate through it are negligible in context with the long baseline neutrino experiments. As a result, the fake CP violation scenarios arising from matter terms can be avoided in the MOMENT. The comparative analysis for the precise measurement of delta CP phase has been made among MOMENT, T2K, NO ν A, T2HK, T2HKK, and DUNE where it has been discussed that MOMENT can significantly improve the bounds over δ_{CP} [59]. Furthermore, the effect of non-standard interactions and their effect over the CP phase has been looked at in references([59–62]). To the best of our knowledge, the effect of sterile neutrinos in the MOMENT facility is not been studied to a much large extent. In this work, we look at the influence of sterile neutrino over the precise measurement of the fundamental CP phase. This work aims to study the capabilities of the MOMENT experiment and put it into context in the global experimental effort in neutrino physics.

This motivates us to study the physics potential of MOMENT experiment in the presence of a hypothetical right-handed eV scale sterile neutrino. We present a detailed discussion of the behavior of the 4-flavor transition probabilities and understand the bird’s eye view of CP trajectory curves in the standard 3-flavor scheme and extend it to our framework of the 3+1 flavor scheme. We perform a prospective study addressing the CP violation sensitivities and look at the degeneracies among different CP phases.

The paper is organized as follows: In the next section, we develop the theoretical understanding of the neutrino and anti-neutrino oscillation probabilities in presence of a

sterile neutrino. The numerical results are performed using a bi-probability detailed study in section 2. The experimental details and the corresponding event spectrum are explored in the next section. We focus on the CP violation study and the reconstruction among different CP phases in section 6.1. The paper is concluded with a summary of prospective studies perform in our work.

2 Transition probability in the 4-flavor scheme

2.1 Theoretical framework

The formalism of $3 + 1$ neutrino oscillation can be understood in terms of time dependent Schrödinger equation in the mass basis as,

$$i \frac{\partial \nu_j}{\partial t} = H_0 \nu_j, \quad (2.1)$$

with $j = 1, 2, 3, 4$ and H_0 is defined as the effective Hamiltonian in the mass basis and ν_j being the neutrino mass eigenstate. The effective flavor dependent Hamiltonian for $3 + 1$ neutrino oscillation including matter effects is given by

$$H_{4\nu} = U_{4\nu} \underbrace{\begin{bmatrix} 0 & 0 & 0 & 0 \\ 0 & \Delta m_{21}^2/2E & 0 & 0 \\ 0 & 0 & \Delta m_{31}^2/2E & 0 \\ 0 & 0 & 0 & \Delta m_{41}^2/2E \end{bmatrix}}_{= H_{\text{vac}}} U_{4\nu}^\dagger + \underbrace{\begin{bmatrix} V_{CC} & 0 & 0 & 0 \\ 0 & 0 & 0 & 0 \\ 0 & 0 & 0 & 0 \\ 0 & 0 & 0 & -V_{NC} \end{bmatrix}}_{= H_{\text{mat}}}, \quad (2.2)$$

In case of $3 + 1$ scenario, i.e, for three active neutrinos and one sterile neutrino, the mixing matrix $U_{4\nu}$ can be parameterised as

$$\begin{aligned} U_{4\nu} &= R(\theta_{34}, \delta_{34}) R(\theta_{24}, 0) R(\theta_{14}, \delta_{14}) R(\theta_{23}, 0) R(\theta_{13}, \delta_{13}) R(\theta_{12}, 0) \\ &\equiv R(\theta_{34}, \delta_{34}) R(\theta_{24}, 0) R(\theta_{14}, \delta_{14}) U_{3\nu} \end{aligned} \quad (2.3)$$

where $U_{3\nu} = R(\theta_{23}, 0) R(\theta_{13}, \delta_{13}) R(\theta_{12}, 0)$ is the standard three flavor neutrino mixing matrix. The mass eigenstates are related to flavor eigenstates as $\nu_j = [U_{4\nu}]_{j\alpha} \nu_\alpha$.

The 4×4 real rotation matrices R_{ij} (here $R(\theta_{24})$, $R(\theta_{23})$, $R(\theta_{12})$) in the (i, j) plane with 2×2 sub matrices are defined as:

$$R_{ij} = \begin{pmatrix} c_{ij} & s_{ij} \\ -s_{ij} & c_{ij} \end{pmatrix} \quad (2.4)$$

while the complex rotation matrices (i.e. $R(\theta_{34}, \delta_{34})$, $R(\theta_{14}, \delta_{14})$, and $R(\theta_{13}, \delta_{13})$) in the (i, j) plane are defined by:

$$\tilde{R}_{ij} = \begin{pmatrix} c_{ij} & s_{ij} \\ -s_{ij}^* e^{-i\delta_{ij}} & c_{ij} \end{pmatrix} \quad (2.5)$$

with $c_{ij} = \cos \theta_{ij}$ and $s_{ij} = \sin \theta_{ij}$. The parametrization of unitary mixing matrix allows the conversion probability to independent of mixing angle θ_{34} and the corresponding delta phase δ_{34} .

In the S-matrix formalism, the neutrino flavor changes after propagating a distance L is defined in terms of an evolution matrix S as

$$\nu_\alpha(L) = S_{\alpha\beta}\nu_\beta(0). \quad (2.6)$$

The key point is that the evolution matrix S satisfies the same Schrödinger equation. After some simplification, the form of evolution matrix can be expressed in term $H_{4\nu}$ as

$$S_{\beta\alpha} = [\exp(-iH_{4\nu}L)]_{\beta\alpha}, \quad (2.7)$$

The final expression of neutrino oscillation probability from ν_α to ν_β with neutrino energy E and baseline L is expressed in terms of evolution matrix as,

$$P(\nu_\alpha \rightarrow \nu_\beta) = |S_{\beta\alpha}|^2 \quad (2.8)$$

2.2 Appearance probability $P_{\mu e}^{4\nu}$

The 3 + 1 appearance probability for $\nu_\mu \rightarrow \nu_e$ transition has been derived in ref.[63] and is related to three flavour neutrino transition probability $P_{\mu e}^{3\nu}$ and other interference terms arising from sterile neutrino mixing parameters as follows,

$$\begin{aligned} P_{\mu e}^{4\nu} \approx & \left(1 - s_{14}^2 - s_{24}^2\right) P_{\mu e}^{3\nu} \\ & + 4s_{14}s_{24}s_{13}s_{23} \sin \Delta_{31} \sin(\Delta_{31} + \delta_{13} - \delta_{14}), \\ & - 4s_{14}s_{24}c_{23}s_{12}c_{12} \sin(\Delta_{21}) \sin \delta_{14}, \\ & + 2s_{14}^2s_{24}^2. \end{aligned} \quad (2.9)$$

with $\Delta_{ij} = \frac{\Delta m_{ij}^2 L}{4E}$. The expression for $P_{\mu e}^{3\nu}$ is sum of three contributions i.e, atmospheric P^{ATM} , solar P^{SOL} and their interference term P_I^{INT} . Looking at the neutrino oscillation parameters from recent global fit values displayed in Table.2.2

$$\begin{aligned} s_{23} &= 0.76, \quad c_{23} = 0.65, \\ s_{12} &= 0.56, \quad c_{12} = 0.83, \\ s_{13} &= 0.15, \quad c_{13} = 0.99. \end{aligned} \quad (2.10)$$

The sine of the reactor mixing angle s_{13} is treated as a small parameter in comparison to other mixing angles and is taken to be of the order of $O(\varepsilon) \approx 0.15$ while all other sines and cosines are $O(1)$. The other parameter which is the ratio between two mass-square differences can be considered as $|\alpha| = \frac{\Delta m_{21}^2}{|\Delta m_{31}^2|} \approx 0.03 \simeq \varepsilon^2$. Also, parameters having sine of the sterile mixing angles $\sin \theta_{14}$ and $\sin \theta_{24}$ are considered to be small and are of the order of ε . However, the other sterile neutrino mixing angle $\sin \theta_{34}$ and the corresponding phase δ_{34} are taken to be zero as the vacuum probability expression is independent of these

Parameters	True Value	Marginalization Range
$\sin^2 \theta_{12}$	0.318	Not Marginalized
$\sin^2 \theta_{13}$	0.022	Not Marginalized
$\sin^2 \theta_{23}$	0.574	[0.38,0.64]
$\sin^2 \theta_{14}$	0.02	Not Marginalized
$\sin^2 \theta_{24}$	0.02	Not Marginalized
$\sin^2 \theta_{34}$	0	Not Marginalized
δ_{13}	[-180,180]	[-180,180]
δ_{14}	[-180,180]	Not Marginalized
δ_{34}	0	Not Marginalized
$\Delta m_{21}^2 (eV^2)$	7.50×10^{-5}	Not Marginalized
$\Delta m_{31}^2 (eV^2)$	2.55×10^{-3}	$[2.4, 2.7] \times 10^{-3}$
$\Delta m_{41}^2 (eV^2)$	1	Not Marginalized

Table 1. The various parameters and their true value used to simulate the data in GLoBES are mentioned in columns 1 and 2. The third column depicts the range over which $\sin^2 \theta_{23}$, δ_{13} , and Δm_{31}^2 are varied while minimizing the χ^2 to obtain the final results.

contributions. Retaining term up to third order in ε the appearance probability $P_{\mu e}^{4\nu}$ can be simplified as sum of three contributions,

$$P_{\mu e}^{4\nu} \simeq P^{\text{ATM}} + P_{\text{I}}^{\text{INT}} + P_{\text{II}}^{\text{INT}}. \quad (2.11)$$

with individual contributions are given by

$$P^{\text{ATM}} \simeq 4s_{23}^2 s_{13}^2 \sin^2 \Delta, \quad (2.12)$$

$$P_{\text{I}}^{\text{INT}} \simeq 8s_{13}s_{12}c_{12}s_{23}c_{23}(\alpha\Delta) \sin \Delta \cos(\Delta + \delta_{13}), \quad (2.13)$$

$$P_{\text{II}}^{\text{INT}} \simeq 4s_{14}s_{24}s_{13}s_{23} \sin \Delta \sin(\Delta + \delta_{13} - \delta_{14}), \quad (2.14)$$

where $\Delta \equiv \Delta_{31}$.

The first term coming from the atmospheric oscillating parameter Δ_{31} is a positive quantity providing the leading order contribution to the transition probability. The sub-leading contribution are arising from the interferences of different frequencies. The term $P_{\text{I}}^{\text{INT}}$ corresponds to the interference of solar and atmospheric frequencies while the term $P_{\text{II}}^{\text{INT}}$ is connected with the interference of atmospheric and sterile frequencies. One can infer from the expression of $P_{\text{I}}^{\text{INT}}$ and $P_{\text{II}}^{\text{INT}}$ that the interference induced by the presence of sterile neutrino is not proportional to Δ while the solar-atmospheric interference term is directly related with it. As a result, the numerical simulation carried out for the MOMENT experiment working over the first oscillation maxima has a good performance.

3 Discussion at probability level

The impact of matter effects on the appearance probabilities is marginal as MOMENT is a short baseline experiment with a baseline of 150km. Thus, the vacuum probabilities expressions can be used effectively while neglecting the suppressed contributions from the MSW effect. For illustration, let us consider the transition probability in the presence of matter effects up to leading order as [63–66],

$$P_m^{\text{ATM}} \simeq (1 + 2v)P^{\text{ATM}}, \quad (3.1)$$

with the correction factor,

$$v = \frac{V}{k} \equiv \frac{2VE}{\Delta m_{31}^2}, \quad \text{with,} \quad V = \sqrt{2}G_F N_e \quad (3.2)$$

For the MOMENT experiment with baseline 150km and considering first maxima peak energy $E \approx 0.3\text{GeV}$, the correction factor is estimated to be $v = 0.048$. The correction factor for NO ν A experiment is $v \sim 0.17$ while taking the benchmark value of peak energy $E = 2\text{ GeV}$ and that is the reason why matter effects are important for long baseline studies.

We look at the variation of appearance probability channel ($\nu_\mu \rightarrow \nu_e$) and ($\bar{\nu}_\mu \rightarrow \bar{\nu}_e$) as a function of energy for the fixed value of the fundamental CP phase. The value of δ_{13} is kept fixed at 0° and -90° while the Dirac phase δ_{14} is allowed to vary over different values as mentioned in the legends in fig 3. The value of the remaining oscillation parameters has been kept fixed at the benchmark values mentioned in table 2.2. The simulations are performed over the constant value of matter density, 2.7 g/cc considered using the Preliminary Reference Earth Model(PREM) [67]. We have taken the value of the sterile mass square difference to be $\Delta m_{41}^2 = 1eV^2$, as a result, the oscillation induced by the sterile presence is averaged out by the finite energy resolution of the detector. We look at the averaged-out behavior of the appearance probabilities. One can also recall that the anti-neutrino appearance probability can be obtained from that of neutrinos by changing the sign of the matter potential and the fundamental and sterile CP phases i.e.

$$P_{\bar{\nu}_\alpha \rightarrow \bar{\nu}_\beta}(V, \delta_{13}, \delta_{14}) = P_{\nu_\alpha \rightarrow \nu_\beta}(-V, -\delta_{13}, -\delta_{14}) \quad (3.3)$$

As evident from eqn 3.1, the leading order contribution to the appearance probability will be more for neutrinos with $V > 0$ than anti-neutrinos with $V < 0$. The solid black line refers to the 3 flavor appearance probability while the colored lines correspond to the different 3 + 1 flavor mixing scenario. The blue line indicates the contribution arising from $\delta_{14} = -90^\circ$, orange for $\delta_{14} = 0^\circ$, green for $\delta_{14} = 90^\circ$ and magenta for $\delta_{14} = 180^\circ$. The left column of the figure represents the appearance probability for neutrinos while the right column explains the behavior of anti-neutrino appearance probability. The curves are peaked around the first oscillation maxima for MOMENT experiment i.e $\approx 0.3\text{ GeV}$. One can notice that the amplitude and shape of probability are strongly dependent on the value of sterile CP phase δ_{14} . There is a decrease in the amplitude for the anti-neutrino oscillation probability as expected in accordance to eqn 3.1 and which will be further understood for the event spectrum in section 5. Moreover, the plot also shows the mutual swapping for curves as one makes a transition from neutrino to anti-neutrino probability.

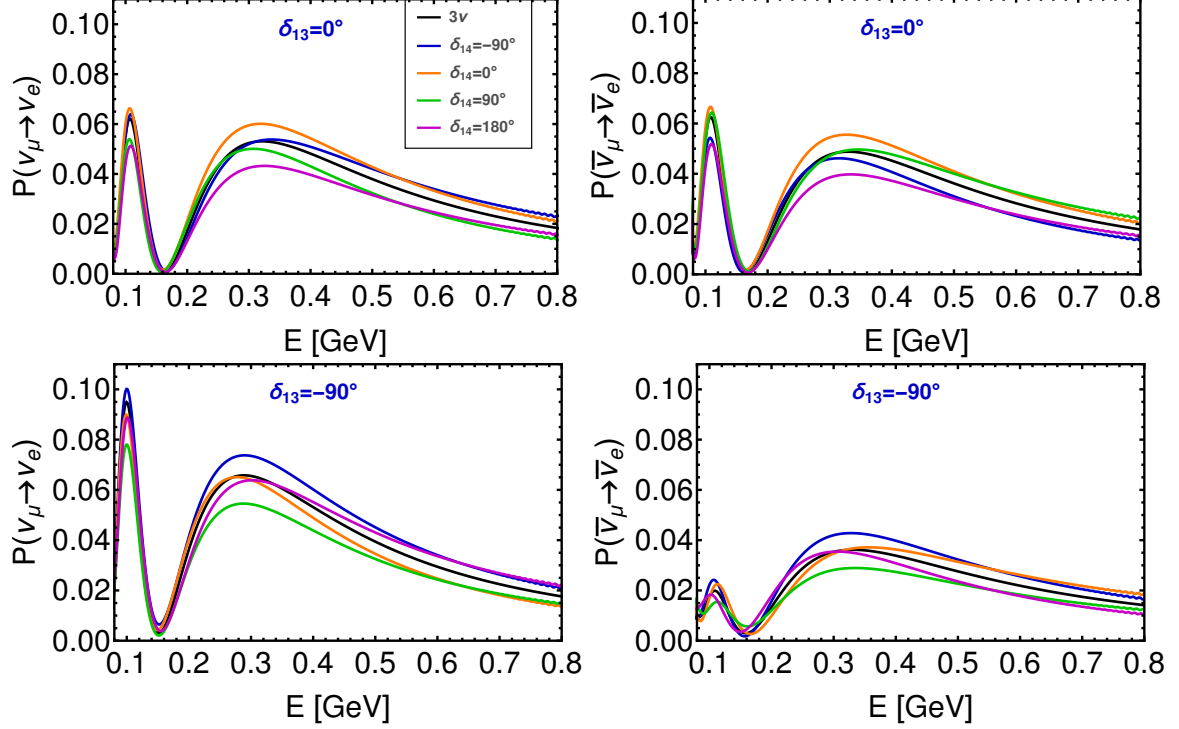


Figure 1. Transition probabilities for neutrinos and anti-neutrinos after averaging over the fast oscillations are plotted against energy (varying from 0.1 to 0.8 GeV) with matter density kept fixed at 2.7 g/cc. The oscillation probability for 3 flavor is shown by black curve while the colored curve represents the oscillation probability in 3+1 mixing scenario for four different values of δ_{14} i.e. $-90^\circ, 0^\circ, 90^\circ$, and 180° . The left column corresponds to the neutrino transition probabilities for two different values of δ_{13} whereas the right one is for anti-neutrino transition probabilities.

4 Bi-probability analysis

The bi-probability curves as the name suggest are the parametric curves that allow us to trace the bi-probability space spanned together by the neutrino and anti-neutrino oscillation probabilities. The idea of bi-probability curves in the 3 flavor scheme was first introduced in the work [68]. The oscillation probability in the 3 flavor scheme is defined as:

$$P = P_0 + A(\cos \Delta \cos \delta_{13} - \sin \Delta \sin \delta_{13}) \quad (4.1)$$

$$\bar{P} = \bar{P}_0 + \bar{A}(\cos \Delta \cos \delta_{13} - \sin \Delta \sin \delta_{13}) \quad (4.2)$$

where $A = 8s_{13}s_{12}c_{12}s_{23}c_{23}(\alpha\Delta_{31})\sin\Delta_{31}$. and $P_0 \approx (1 + 2v)P^{ATM}$

Thus, the bi-probability curves display the effects coming from the fundamental CP phase ($\sin \delta_{13}$ term which is CP violating, $\cos \delta_{13}$ term which is CP conserving), and the matter effects arising from the presence of term A, all in a single diagram. Thus, bi-probability provides us with a bird's eye view important for the mass hierarchy and CP violation studies. Since

the MOMENT is a short baseline facility, it is not worth performing the analysis for mass hierarchy sensitivities. In this work, we fix ourselves to a normal hierarchy and look at the CP trajectory diagrams for neutrino and anti-neutrino oscillation probabilities. The fundamental CP phase δ_{13} is varied in the range from $-\pi$ to π and biprobability space is spanned. As the probabilities involve the periodic function sine and cosine, as a result, the space spanned must form a closed trajectory as the δ_{13} is varied. We generalize the bi-probability representation to the 3+1 flavor scheme where the value of δ_{14} is kept fixed at different values while δ_{13} is varied over the entire range.

Under the adiabatic approximation, the equation 4.1 and 4.2, can be re-expressed as:

$$P = l \cos \delta_{13} + m \sin \delta_{13} + n \quad (4.3)$$

$$\bar{P} = \bar{l} \cos \delta_{13} - \bar{m} \sin \delta_{13} + \bar{n} \quad (4.4)$$

A deeper understanding of the CP-trajectory curves for 3 flavor analysis can be obtained by eliminating the δ_{13} factor from above equations and under the assumption $A = \bar{A}$ which holds true in vacuum, we obtain the equation followed by neutrino and anti-neutrino probability as:

$$\left(\frac{P + \bar{P} - 2n}{2l} \right)^2 + \left(\frac{P - \bar{P}}{2m} \right)^2 = 1 \quad (4.5)$$

This is the equation of an ellipse where the lengths of the major and the minor axes are measures for the coefficients of $\sin \delta_{13}$ and $\cos \delta_{13}$, respectively, in the oscillation probability. Further, the minor or major axis is always inclined at an angle of 45° as visible in bi-probability plots.

The idea of bi-probability plots in 3 flavor scheme can be extended to 3 + 1 flavor analysis where we have some additional sources for CP violation arising by sterile neutrino presence as explored in [69] and the references therein. The analytic expression for the neutrino transition probabilities in case of 3 + 1 neutrino oscillation is recast into a compact form as,

$$P(\nu) \equiv P = P_0 + A \cos(\Delta + \delta_{13}) + B \sin(\Delta - \delta_{14} + \delta_{13}) \quad (4.6)$$

where the first term $P_0 = P^{\text{ATM}} \simeq 4s_{23}^2 s_{13}^2 \sin^2 \Delta$ is independent of phase factor while the factors which are independent of phase contained in second and third term are, $A = 8s_{13}s_{12}c_{12}s_{23}c_{23}(\alpha\Delta) \sin \Delta$ and $B = 4s_{14}s_{24}s_{13}s_{23} \sin \Delta$. After a few simplifications using trigonometric relations, the transition probability given in eq.(A.1) modifies to

$$P = P_0 + A' \cos \delta_{13} + B' \sin \delta_{13} \quad (4.7)$$

Similarly, the simplified antineutrino transition probability is given by

$$\bar{P} = \bar{P}_0 + \bar{A}' \cos \delta_{13} - \bar{B}' \sin \delta_{13} \quad (4.8)$$

where the coefficients A' , B' , \bar{A}' and \bar{B}' are defined as follows

$$A' = A \cos \Delta + B \sin(\Delta - \delta_{14}) \quad (4.9)$$

$$B' = -A \sin \Delta + B \cos (\Delta - \delta_{14}) \quad (4.10)$$

$$\overline{A}' = \overline{A} \cos \Delta + \overline{B} \sin (\Delta + \delta_{14}) \quad (4.11)$$

$$\overline{B}' = -\overline{A} \sin \Delta + \overline{B} \cos (\Delta + \delta_{14}) \quad (4.12)$$

The detailed derivation for obtaining the CP-trajectory is mentioned in the appendix ?? obtained by eliminating the δ_{13} . The angle of inclination is obtained by comparing the trajectory equation with the general equation of ellipse and is obtained as:

$$\tan 2\theta = \frac{(B^2 - A^2) \cos 2\Delta - 2AB \sin 2\Delta \cos \delta_{14}}{2AB \sin \delta_{14}} \quad (4.13)$$

It is clear from the expression that the orientation of the ellipse is strongly dependent on the value of sterile CP phase δ_{14} and the parameter Δ . The following conclusions can be marked depending on the values of these parameters:

1. Firstly, under the vanishing condition of factor $\sin \delta_{14}$ (i.e. $\delta_{14} = n\pi$), the inclination becomes $\theta = \pi/4$. The orientation of the elliptical trajectory can be determined by looking at the sign of numerator term. If the numerator is a positive definite quantity the orientation is counter-clockwise while it is clockwise for negative numerator.
2. Also, if $\Delta \approx n\pi/2$, which is true for MOMENT experiment which works in the first oscillation maxima, the inclination angle simplifies as

$$\tan 2\theta \approx \frac{0.366}{\sin \delta_{14}} \quad (4.14)$$

Now there are again two possible inclinations for $\delta_{14} \rightarrow (2n - 1)\pi/2$, depending upon the value of n (where $n = 1, 2, 3, \dots$). For the positive sign in denominator, the inclination of minor axis is $\approx 10^\circ$ whereas for the negative sign the major axis is inclined by $\approx -10^\circ$.

The discussion can be easily confirmed from the bi-probability plots in fig 2. We have shown the dependency of ellipse inclination for four different values of δ_{14} . The parameter δ_{13} is varied over the complete allowed range $[-\pi, \pi]$ while δ_{14} is kept fixed for each particular plot as mentioned in the legend. The solid black ellipse is drawn for the variation of neutrino and anti-neutrino probabilities in the 3-flavor scheme. The centers of the ellipses in the 3 + 1 flavor scheme are almost coinciding with the centers in the 3 flavor scheme. The slight variation is arising from the negligible matter effects. We have marked special symbols for highlighting four different fundamental CP phase values i.e $\delta_{13} = -180^\circ, -90^\circ, 0^\circ, 90^\circ$. For $\delta_{14} = -180^\circ$ and $\delta_{14} = 0^\circ$, the inclination is 45° as seen by the orange and magenta curves. There is a swapping among the values of δ_{13} phase pointing towards the tracing of elliptical trajectory as expected. While the blue and green curves plotted under $\delta_{14} = -90^\circ, 90^\circ$ are inclined by -10° and 10° respectively.

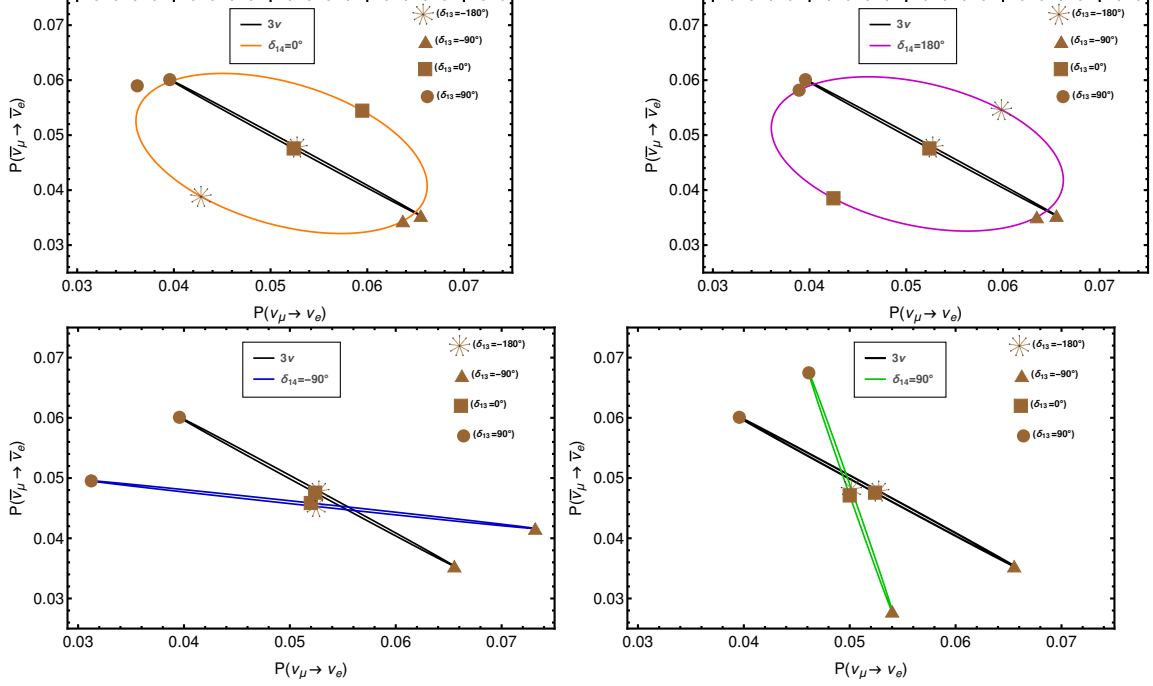


Figure 2. Bi-probability plots under the normal hierarchy are shown for both 3 flavor and 3+1 flavor mixing scheme. The CP trajectory diagram for the 3-flavor is drawn by black color while the orange, magenta, blue and green closed curves corresponds to the fixed values of δ_{14} phase as mentioned in each legend. The neutrino energy is kept fixed at its first oscillation peak value of 0.3 GeV. The CP-phase δ_{13} is varied in the range $[-\pi, \pi]$. Four different values of δ_{13} phase (i.e. 0° , 180° , -90° , and 90°) are marked by different symbols for comparing the orientation of ellipses.

5 Experimental Details and Event Spectra

In this section, we shed light on the specifications of the experimental setup MOMENT. As the name suggests MOMENT is a muon-decay medium-baseline neutrino beam facility that uses a continuous proton beam of energy, 15 MW. Since ideally, it is very difficult for any solid target to withstand such a high power, so mercury jets are adopted as the target. Neutrinos are produced from the muons in a pion decay channel. The μ^+ decays via channel $\mu^+ \rightarrow \bar{\nu}_\mu \nu_e e^+$ while μ^- decays as $\mu^- \rightarrow \nu_\mu \bar{\nu}_e e^-$. Thus, we have the four neutrino flavors i.e. ν_e , ν_μ , $\bar{\nu}_e$ and $\bar{\nu}_\mu$. Hence, the MOMENT setup would allow the study of eight oscillation channels (i.e. $\nu_e \rightarrow \nu_e$, $\nu_e \rightarrow \nu_\mu$, $\nu_\mu \rightarrow \nu_e$, $\nu_e \rightarrow \bar{\nu}_\mu$ as well as their corresponding CP-conjugate partners). To provide sensitivity towards CP-violating, the distinction between the neutrinos and anti-neutrinos is achieved by 500 kilo ton fiducial Gd-doped Water Cherenkov detector as the baseline detector. The final neutrons captured on Gd provides us a way to distinguish neutrinos from anti-neutrinos with the known interactions of neutrinos with nucleons as $\nu_e + n \rightarrow p + e^-$, $\nu_\mu + n \rightarrow p + \mu^-$, $\bar{\nu}_e + p \rightarrow n + e^+$, $\bar{\nu}_\mu + p \rightarrow n + \mu^+$. The number of the proton on target (POT) with a proton beam power

Characteristics	MOMENT
Beam power	15MW
Fiducial Detector mass	500 kton Gd doped Water Cherenkov
Baseline	150 km
Flux peaks at	0.3 GeV
First Oscillation maxima	≈ 0.3 GeV

Table 2. The experimental specifications of MOMENT experiment.

of 15 MW and with a proton energy of 1.5 GeV can be calculated as:

$$x = \frac{W \times y \times t \times 10^{16}}{1.6 \times E_p} \quad (5.1)$$

where W is beam power and E_p is the proton energy. The operational time in one year is represented by t and is roughly $\approx 10^7$ seconds, while y is number of years protons deposited on the target. For MOMENT experiment, POT will be 6.2×10^{22} . The fluxes for neutrinos and anti-neutrinos arising from 1.5 GeV peaks around 0.030 GeV while the total energy is varied in range from 0.010 – 0.80 GeV. The simulations are performed by assuming the equal run rate for neutrino and anti-neutrino mode. We used an uncertainty 2.5% on the signal and 5% uncertainty over the background for both neutrinos and anti-neutrino modes.

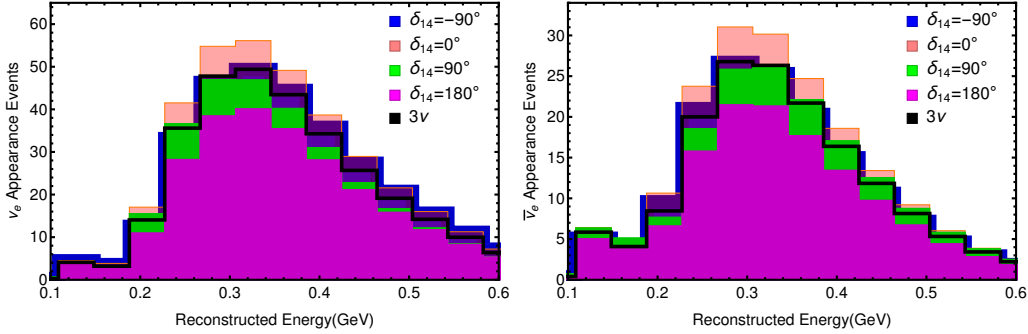


Figure 3. The expected number of signal events are plotted against the reconstructed neutrino energy. The black curve refers to 3 flavor case while the colored histograms are for (3+1) scheme with different values of δ_{14} as mentioned in the legend. The left panel corresponds to ν_e appearance events while the right one is for $\bar{\nu}_e$ appearance events.

From the existing literature, we know that the number of events in the i -th energy bin are given by

$$N_i = \frac{T n_n \epsilon}{4\pi L^2} \int_0^{E_{max}} dE \int_{E_{A_i}^{min}}^{E_{A_i}^{max}} dE_A \phi(E) \sigma_{\nu_e}(E) R(E, E_A) P_{\mu e}(E) \quad (5.2)$$

where T is the total running time, n_n is the number of target nucleons in the detector, ϵ is the detector efficiency, $\phi(E)$ is the neutrino flux, σ_{ν_e} is the neutrino interaction cross-section and $R(E, E_A)$ is the *Gaussian* energy resolution function of detector. The quantities

E and E_A are the true and reconstructed (anti-)neutrino energies respectively and L is the baseline.

The numerical results have been performed using the GLoBES software [70, 71] and its additional toolkit required to incorporate the new physics arising from the presence of sterile neutrino. We plot number of events against the reconstructed energy. It is found that the maximum flux peaks about 0.3 GeV, so we have maximum number of events in that energy bin. In the plot, the thick black lines depicts the 3 flavor scenario. The other colored histograms are drawn in the 3+1 scenario for the different values of δ_{14} . The number of ν_e appearance events are almost double of the number of events of $\bar{\nu}_e$ events since the cross section of neutrino interaction is very much different from the anti-neutrino interaction cross-section.

6 CP violation sensitivities in presence of sterile neutrino

6.1 Chi-square analysis

The sensitivity of an experiment is to determine the precise values of the oscillation parameters by performing the χ^2 square analysis. It is performed by comparing the simulated true event rates from the present best fit data with the events generated by the test hypothesis. Also, the theoretical uncertainties and the systematic errors at the experimental level are incorporated using the method of pulls in calculating χ^2 as [72, 73],

$$\chi^2(p_{\text{true}}, p_{\text{test}}) = \min_{\xi} \left[\sum_{i \in \text{bins}} \frac{(N_i^{\text{true}} - N_i^{\text{test}}(\xi))^2}{N_i^{\text{true}}} + \frac{\xi^2}{\sigma_{\xi}^2} \right] \quad (6.1)$$

where the nuisance parameter is denoted by ξ and the corresponding systematic error is presented by σ_{ξ} . The terms involving the nuisance parameters are called pull terms. In order to counter the effect of systematic errors, the penalty term ξ^2 is added. The nuisance parameters are dependent on the fiducial mass of the detector used in a particular experiment as well as on the other experimental properties like flux normalization and cross section. The minimisation of χ^2 is obtained by marginalizing the oscillation parameter space. Therefore, one add another penalty terms called priors to χ^2 . The mathematical expression for the prior is given by

$$\chi_{\text{prior}}^2 = \left(\frac{N^{\text{true}} - N^{\text{test}}}{\sigma^{\text{true}}} \right)^2 \quad (6.2)$$

In our analysis, we looked at the sensitivity of MOMENT experiment to determine the precise value of CP phase in the presence of sterile neutrino. In the three flavor scenario as seen by eq.(4.1), the CP violations are induced by the presence of $\sin \delta_{13}$ term. The χ^2 analysis is carried out with the statistical significance at which we can reject no CP violation test hypothesis as,

$$\chi^2 = \frac{(N(\delta_{\text{CP}}^{\text{tr}}) - N(\delta_{\text{CP}}^{\text{test}} = 0, 180))^2}{N(\delta_{\text{CP}}^{\text{tr}})} \quad (6.3)$$

We have fixed the mixing angles θ_{12} , θ_{13} and θ_{14} to their best fit values as mentioned in table 2.2 in both true and test spectrum. We look at the marginalization over the parameters θ_{23} and the mass-squared difference Δm_{31}^2 in two different ways as follows

1. First Case: Δm_{31}^2 is kept fixed for both 3 flavor and 3+1 flavor scheme while θ_{23} is marginalized over the range mentioned in table 2.2.
2. Second Case: Both Δm_{31}^2 and θ_{23} are marginalized in 3 and 3+1 flavor scheme. Also the projected information on Δm_{31}^2 is added in the form of priors as

$$\chi_{\text{prior}}^2 = \left(\frac{\Delta m_{31}^2(\text{true}) - \Delta m_{31}^2(\text{test})}{\sigma(\Delta m_{31}^2)} \right)^2 \quad (6.4)$$

where $\sigma(\Delta m_{31}^2)$ is the 1σ error on Δm_{31}^2 .

The numerical results are displayed in figure 4. The left-panel of the figure corresponds to the fixed value of Δm_{31}^2 and varying θ_{23} while right-panel of the figure corresponds to the second case of marginalizing over both the mass hierarchy Δm_{31}^2 and θ_{23} . The solid black solid line represents the estimated value of $\Delta\chi^2$ for three flavor scenario while all other color lines depict the analysis for 3+1 flavor scenario. While performing the χ^2 analysis for discovery potential of CP phases we have considered equal neutrino and anti-neutrino mode for a run time of (5+5) years. In each case we have considered four different values of true δ_{14} phase as considered in probability analysis while its test value is marginalized. The figure clearly depicts that CP sensitivities decreases in the presence of sterile neutrino, primarily because of the degeneracies between the fundamental and active-sterile CP phase.

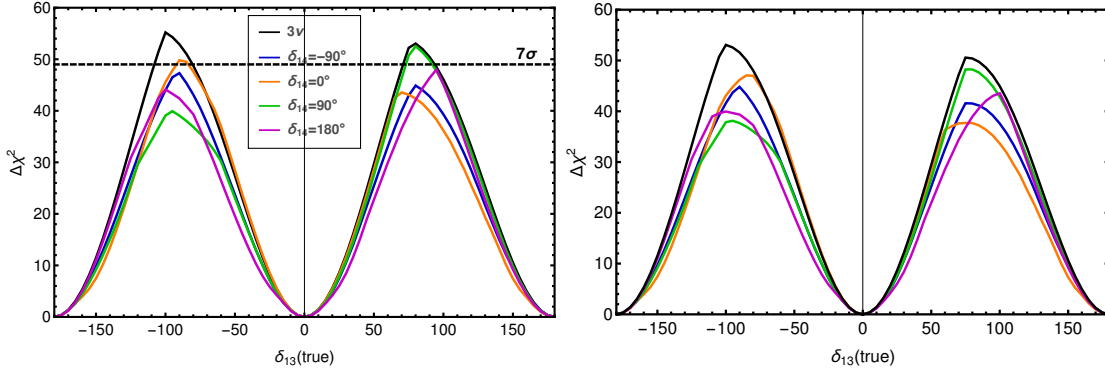


Figure 4. The figure indicated the potential of MOMENT experiment for the discovery of CP violation induced by the fundamental phase δ_{13} . The black curve shows the behavior under 3 flavor scheme while the colored curves in each panel are of different values of δ_{14} . The left figure Δm_{31}^2 is kept fixed for both 3 and 3+1 flavor mixing while we marginalize over θ_{23} value whereas in the right figure, we marginalised over both hierarchy Δm_{31}^2 and θ_{23} .

6.2 Reconstructing the CP phases

In the last subsection, we looked at the CP-violation discovery potential of the MOMENT experiment by performing χ^2 analysis. But there is an another way to extract the comple-

mentary information by reconstructing the values of two CP phases δ_{13} and δ_{14} , independent of the amount of CP violation. We look at the contour plots by reconstructing the CP phases in $\delta_{13} - \delta_{14}$ plane. The test values of both the CP phases are varied from $(-\pi, \pi)$ and contours are shown at one, two, and three sigma level, simultaneously. The four plots represents the regions reconstructed for the four benchmark values considered in figure 5. The solid black dot in the upper row represents CP-conserving scenarios with values $(0,0)$, (π, π) while the bottom panel has CP-violating picture with $(-\pi/2, -\pi/2)$, $(\pi/2, \pi/2)$. Our results are predicts remarkable sensitivity for determining the precise value of the CP phase δ_{13} in the presence of sterile neutrino.

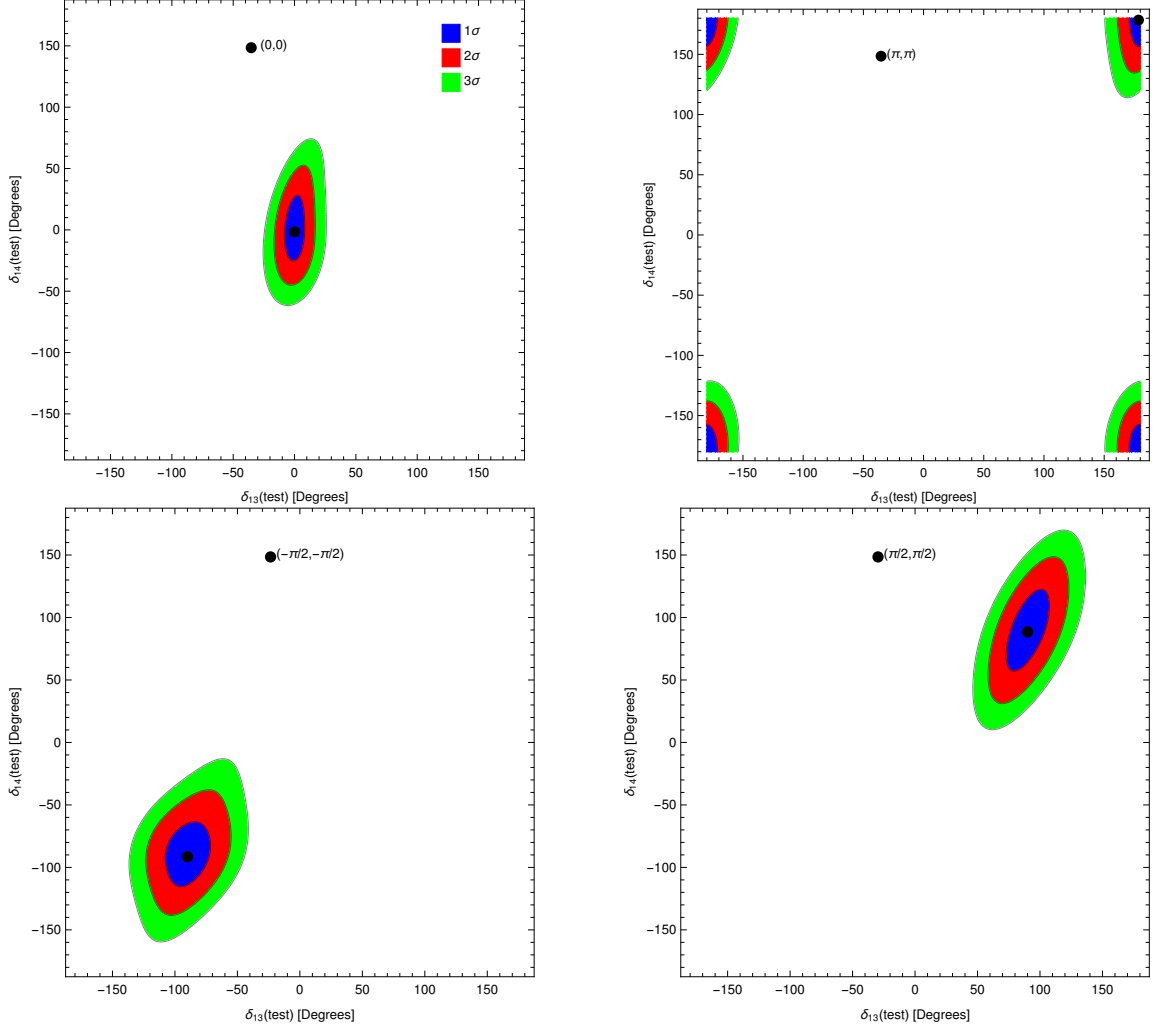


Figure 5. Contour plots in the plane of δ_{13} (test) and δ_{14} (test) for four different values of CP phases δ_{13} and δ_{14} . The discovery potential of δ_{13} in the contour plot of δ_{13} vs δ_{14} plane has been presented by blue, red, and green band with 1σ , 2σ , and 3σ confidence level respectively. The left(right) panel of first row corresponds to $(0,0)$ and (π, π) respectively while the left(right) panel of second row corresponds to $(-\pi/2, -\pi/2)$ and $(\pi/2, \pi/2)$

7 Conclusions and Outlook

In the work, we have addressed the potential of MOMENT experiment to emphasize the role of sterile neutrino presence over the standard three flavor oscillation parameters. We have shown the transition probabilities for both neutrinos and anti-neutrinos in 3+1 flavor scheme and looked at the space spanned by the CP trajectory curves. The performance of MOMENT in understanding the CP violation sensitivities induced by the fundamental CP phase δ_{13} and new CP phase arising from active-sterile mixing has been explored. We found that loss of CP sensitivity is dependent on the different values of δ_{14} phase. The discovery potential of CP violation in 3 flavor scheme is quite significant at 7σ level though it gets reduced in the presence of unknown CP phase δ_{14} . The reduction might have arisen from the degeneracies among the two CP phases. We have also assessed the capability of MOMENT experiment in reconstructing the true values of such CP-phases.

Acknowledgments

Kiran Sharma would like to thank Ministry of Education for the financial support for carrying out this research work. KS is very thankful to Dr. Sabya Sachi Chatterjee for the fruitful discussion carried time to time for the betterment of this work.

8 APPENDIX

A Detailed Description of Biprobability analysis.

The analytic expression for the neutrino transition probabilities in case of $3 + 1$ neutrino oscillation are recasted into a compact form as,

$$P(\nu) \equiv P = P_0 + A \cos(\Delta + \delta_{13}) + B \sin(\Delta - \delta_{14} + \delta_{13}) \quad (\text{A.1})$$

where the first term $P_0 = P^{\text{ATM}} \simeq 4s_{23}^2 s_{13}^2 \sin^2 \Delta$ is independent of phase factor while the factors which are independent of phase contained in second and third term are, $A = 8s_{13}s_{12}c_{12}s_{23}c_{23}(\alpha\Delta)\sin\Delta$ and $B = 4s_{14}s_{24}s_{13}s_{23}\sin\Delta$. After few simplification using trigonometric relations, the transition probability given in eq.(A.1) modifies to

$$P = P_0 + A' \cos \delta_{13} + B' \sin \delta_{13} \quad (\text{A.2})$$

Similarly, the simplified antineutrino transition probability is given by

$$\bar{P} = \bar{P}_0 + \bar{A}' \cos \delta_{13} - \bar{B}' \sin \delta_{13} \quad (\text{A.3})$$

where the coefficients A' , B' , \bar{A}' and \bar{B}' are defined as follows

$$A' = A \cos \Delta + B \sin(\Delta - \delta_{14}) \quad (\text{A.4})$$

$$B' = -A \sin \Delta + B \cos(\Delta - \delta_{14}) \quad (\text{A.5})$$

$$\overline{A}' = \overline{A} \cos \Delta + \overline{B} \sin (\Delta + \delta_{14}) \quad (\text{A.6})$$

$$\overline{B}' = -\overline{A} \sin \Delta + \overline{B} \cos (\Delta + \delta_{14}) \quad (\text{A.7})$$

The factors \overline{A}' and \overline{B}' are obtained from known relations of A' and B' by replacing $\delta_{14} \rightarrow -\delta_{14}$. Eliminating δ_{13} from the modified neutrino and antineutrino transition probabilities, we obtain,

$$\frac{1}{\left[\frac{A'}{B'} + \frac{\overline{A}'}{\overline{B}'}\right]^2} \left(\frac{P - P_0}{B'} + \frac{\overline{P} - \overline{P}_0}{\overline{B}'}\right)^2 + \frac{1}{\left[\frac{B'}{A'} + \frac{\overline{B}'}{\overline{A}'}\right]^2} \left(\frac{P - P_0}{A'} - \frac{\overline{P} - \overline{P}_0}{\overline{A}'}\right)^2 = 1 \quad (\text{A.8})$$

$$\begin{aligned} & \left[\frac{1}{B'^2 \left(\frac{A'}{B'} + \frac{\overline{A}'}{\overline{B}'}\right)^2} + \frac{1}{A'^2 \left(\frac{B'}{A'} + \frac{\overline{B}'}{\overline{A}'}\right)^2} \right] P^2 + \left[\frac{1}{\overline{B}'^2 \left(\frac{A'}{B'} + \frac{\overline{A}'}{\overline{B}'}\right)^2} + \frac{1}{\overline{A}'^2 \left(\frac{B'}{A'} + \frac{\overline{B}'}{\overline{A}'}\right)^2} \right] \overline{P}^2 + \left[\frac{2}{B' \overline{B}' \left(\frac{A'}{B'} + \frac{\overline{A}'}{\overline{B}'}\right)^2} \right. \\ & \left. - \frac{2}{A' \overline{A}' \left(\frac{B'}{A'} + \frac{\overline{B}'}{\overline{A}'}\right)^2} \right] P \overline{P} + \left[\frac{-2P_0}{B'^2 \left(\frac{A'}{B'} + \frac{\overline{A}'}{\overline{B}'}\right)^2} + \frac{-2P_0}{A'^2 \left(\frac{B'}{A'} + \frac{\overline{B}'}{\overline{A}'}\right)^2} + \frac{-2\overline{P}_0}{B' \overline{B}' \left(\frac{A'}{B'} + \frac{\overline{A}'}{\overline{B}'}\right)^2} + \frac{-2\overline{P}_0}{A' \overline{A}' \left(\frac{B'}{A'} + \frac{\overline{B}'}{\overline{A}'}\right)^2} \right] P \\ & + \left[\frac{-2\overline{P}_0}{\overline{B}'^2 \left(\frac{A'}{B'} + \frac{\overline{A}'}{\overline{B}'}\right)^2} + \frac{-2\overline{P}_0}{\overline{A}'^2 \left(\frac{B'}{A'} + \frac{\overline{B}'}{\overline{A}'}\right)^2} + \frac{-2P_0}{B' \overline{B}' \left(\frac{A'}{B'} + \frac{\overline{A}'}{\overline{B}'}\right)^2} + \frac{-2P_0}{A' \overline{A}' \left(\frac{B'}{A'} + \frac{\overline{B}'}{\overline{A}'}\right)^2} \right] \overline{P} + \left[\left(\frac{1}{B'^2 \left(\frac{A'}{B'} + \frac{\overline{A}'}{\overline{B}'}\right)^2} \right. \right. \\ & + \left. \frac{1}{A'^2 \left(\frac{B'}{A'} + \frac{\overline{B}'}{\overline{A}'}\right)^2} \right) P_0^2 + \left(\frac{1}{\overline{B}'^2 \left(\frac{A'}{B'} + \frac{\overline{A}'}{\overline{B}'}\right)^2} + \frac{1}{\overline{A}'^2 \left(\frac{B'}{A'} + \frac{\overline{B}'}{\overline{A}'}\right)^2} \right) \overline{P}_0^2 + \left(\frac{2}{B' \overline{B}' \left(\frac{A'}{B'} + \frac{\overline{A}'}{\overline{B}'}\right)^2} \right. \\ & \left. \left. - \frac{2}{A' \overline{A}' \left(\frac{B'}{A'} + \frac{\overline{B}'}{\overline{A}'}\right)^2} \right) P_0 \overline{P}_0 - 1 \right] = 0 \quad (\text{A.9}) \end{aligned}$$

Comparing eqn A.9 with the general quadratic curve representing the equation of ellipse

$$ax^2 + bxy + cy^2 + cx + ey + f = 0 \quad (\text{A.10})$$

where the counterclockwise angle of rotation from the x-axis to the major axis of the ellipse is defined by $\tan 2\theta = \frac{b}{a-c}$, we can understand the inclination of ellipse in the biprobability plots.

$$a = \frac{1}{B'^2 \left(\frac{A'}{B'} + \frac{\overline{A}'}{\overline{B}'}\right)^2} + \frac{1}{A'^2 \left(\frac{B'}{A'} + \frac{\overline{B}'}{\overline{A}'}\right)^2} \quad (\text{A.11})$$

$$b = \frac{2}{B'\bar{B}'\left(\frac{A'}{B'} + \frac{\bar{A}'}{\bar{B}'}\right)^2} - \frac{2}{A'\bar{A}'\left(\frac{B'}{A'} + \frac{\bar{B}'}{\bar{A}'}\right)^2} \quad (\text{A.12})$$

$$c = \frac{1}{\bar{B}'^2\left(\frac{A'}{B'} + \frac{\bar{A}'}{\bar{B}'}\right)^2} + \frac{1}{\bar{A}'^2\left(\frac{B'}{A'} + \frac{\bar{B}'}{\bar{A}'}\right)^2} \quad (\text{A.13})$$

Simplifying the results under the assumption that matter effects induce negligible perturbations on the interference terms (i.e. $A = \bar{A}$, $B = \bar{B}$) and using equations A.4, A.5, A.6 and A.7, the angle of inclination becomes

$$\tan 2\theta = \frac{(B^2 - A^2) \cos 2\Delta - 2AB \sin 2\Delta \cos \delta_{14}}{2AB \sin \delta_{14}} \quad (\text{A.14})$$

References

- [1] L. Wolfenstein, *Neutrino Oscillations in Matter*, *Phys. Rev. D* **17** (1978) 2369–2374.
- [2] S. M. Bilenky, C. Giunti, and W. Grimus, *Phenomenology of neutrino oscillations*, *Prog. Part. Nucl. Phys.* **43** (1999) 1–86, [[hep-ph/9812360](#)].
- [3] C. Giunti, *Neutrino Flavor States and Oscillations*, *J. Phys. G* **34** (2007) R93–R109, [[hep-ph/0608070](#)].
- [4] H. Nunokawa, S. J. Parke, and J. W. F. Valle, *CP Violation and Neutrino Oscillations*, *Prog. Part. Nucl. Phys.* **60** (2008) 338–402, [[arXiv:0710.0554](#)].
- [5] T. Schwetz, M. A. Tortola, and J. W. F. Valle, *Three-flavour neutrino oscillation update*, *New J. Phys.* **10** (2008) 113011, [[arXiv:0808.2016](#)].
- [6] S. Pascoli and T. Schwetz, *Prospects for neutrino oscillation physics*, *Adv. High Energy Phys.* **2013** (2013) 503401.
- [7] M. Blennow and A. Y. Smirnov, *Neutrino propagation in matter*, *Adv. High Energy Phys.* **2013** (2013) 972485, [[arXiv:1306.2903](#)].
- [8] G. Bellini, L. Ludhova, G. Ranucci, and F. L. Villante, *Neutrino oscillations*, *Adv. High Energy Phys.* **2014** (2014) 191960, [[arXiv:1310.7858](#)].
- [9] S. P. Mikheyev and A. Y. Smirnov, *Resonance Amplification of Oscillations in Matter and Spectroscopy of Solar Neutrinos*, *Sov. J. Nucl. Phys.* **42** (1985) 913–917.
- [10] H. A. Bethe, *A Possible Explanation of the Solar Neutrino Puzzle*, *Phys. Rev. Lett.* **56** (1986) 1305.
- [11] W. C. Haxton, R. G. Hamish Robertson, and A. M. Serenelli, *Solar Neutrinos: Status and Prospects*, *Ann. Rev. Astron. Astrophys.* **51** (2013) 21–61, [[arXiv:1208.5723](#)].
- [12] M. Maltoni and A. Y. Smirnov, *Solar neutrinos and neutrino physics*, *Eur. Phys. J. A* **52** (2016), no. 4 87, [[arXiv:1507.05287](#)].
- [13] G. L. Fogli, E. Lisi, A. Marrone, and D. Montanino, *Status of atmospheric $\nu(\mu) \rightarrow \nu(\tau)$ oscillations and decoherence after the first K2K spectral data*, *Phys. Rev. D* **67** (2003) 093006, [[hep-ph/0303064](#)].

- [14] M. C. Gonzalez-Garcia and M. Maltoni, *Atmospheric neutrino oscillations and new physics*, *Phys. Rev. D* **70** (2004) 033010, [[hep-ph/0404085](#)].
- [15] T. Kajita, *Discovery of Atmospheric Neutrino Oscillations*, *Int. J. Mod. Phys. A* **31** (2016), no. 27 1630047.
- [16] T. Kajita, *Nobel Lecture: Discovery of atmospheric neutrino oscillations*, *Rev. Mod. Phys.* **88** (2016), no. 3 030501.
- [17] **Daya Bay** Collaboration, F. P. An et al., *New Measurement of Antineutrino Oscillation with the Full Detector Configuration at Daya Bay*, *Phys. Rev. Lett.* **115** (2015), no. 11 111802, [[arXiv:1505.03456](#)].
- [18] **RENO** Collaboration, J. H. Choi et al., *Observation of Energy and Baseline Dependent Reactor Antineutrino Disappearance in the RENO Experiment*, *Phys. Rev. Lett.* **116** (2016), no. 21 211801, [[arXiv:1511.05849](#)].
- [19] **Double Chooz** Collaboration, Y. Abe et al., *Improved measurements of the neutrino mixing angle θ_{13} with the Double Chooz detector*, *JHEP* **10** (2014) 086, [[arXiv:1406.7763](#)]. [Erratum: JHEP 02, 074 (2015)].
- [20] **Daya Bay** Collaboration, F. P. An et al., *Spectral measurement of electron antineutrino oscillation amplitude and frequency at Daya Bay*, *Phys. Rev. Lett.* **112** (2014) 061801, [[arXiv:1310.6732](#)].
- [21] H. Nunokawa, S. J. Parke, and R. Zukanovich Funchal, *Another possible way to determine the neutrino mass hierarchy*, *Phys. Rev. D* **72** (2005) 013009, [[hep-ph/0503283](#)].
- [22] A. de Gouvea, J. Jenkins, and B. Kayser, *Neutrino mass hierarchy, vacuum oscillations, and vanishing $|U(e3)|$* , *Phys. Rev. D* **71** (2005) 113009, [[hep-ph/0503079](#)].
- [23] **MINOS** Collaboration, P. Adamson et al., *Measurement of Neutrino and Antineutrino Oscillations Using Beam and Atmospheric Data in MINOS*, *Phys. Rev. Lett.* **110** (2013), no. 25 251801, [[arXiv:1304.6335](#)].
- [24] G. L. Fogli and E. Lisi, *Tests of three flavor mixing in long baseline neutrino oscillation experiments*, *Phys. Rev. D* **54** (1996) 3667–3670, [[hep-ph/9604415](#)].
- [25] **T2K** Collaboration, K. Abe et al., *Constraint on the matter–antimatter symmetry-violating phase in neutrino oscillations*, *Nature* **580** (2020), no. 7803 339–344, [[arXiv:1910.03887](#)]. [Erratum: Nature 583, E16 (2020)].
- [26] **NOvA** Collaboration, M. A. Acero et al., *Improved measurement of neutrino oscillation parameters by the NOvA experiment*, *Phys. Rev. D* **106** (2022), no. 3 032004, [[arXiv:2108.08219](#)].
- [27] K. N. Abazajian et al., *Light Sterile Neutrinos: A White Paper*, [[arXiv:1204.5379](#)].
- [28] A. Palazzo, *Phenomenology of light sterile neutrinos: a brief review*, *Mod. Phys. Lett. A* **28** (2013) 1330004, [[arXiv:1302.1102](#)].
- [29] S. Gariazzo, C. Giunti, M. Laveder, Y. F. Li, and E. M. Zavanin, *Light sterile neutrinos*, *J. Phys. G* **43** (2016) 033001, [[arXiv:1507.08204](#)].
- [30] C. Giunti, *Phenomenology of light sterile neutrinos*, *Mod. Phys. Lett. A* **30** (2015), no. 20 1530015.
- [31] C. Giunti, *Light Sterile Neutrinos: Status and Perspectives*, *Nucl. Phys. B* **908** (2016) 336–353, [[arXiv:1512.04758](#)].

- [32] C. Giunti and T. Lasserre, *eV-scale Sterile Neutrinos*, *Ann. Rev. Nucl. Part. Sci.* **69** (2019) 163–190, [[arXiv:1901.08330](#)].
- [33] S. Böser, C. Buck, C. Giunti, J. Lesgourgues, L. Ludhova, S. Mertens, A. Schukraft, and M. Wurm, *Status of Light Sterile Neutrino Searches*, *Prog. Part. Nucl. Phys.* **111** (2020) 103736, [[arXiv:1906.01739](#)].
- [34] J. Kopp, P. A. N. Machado, M. Maltoni, and T. Schwetz, *Sterile Neutrino Oscillations: The Global Picture*, *JHEP* **05** (2013) 050, [[arXiv:1303.3011](#)].
- [35] K. Sharma and S. Patra, *Study of matter effects in the presence of sterile neutrino using OMSD approximation*, [arXiv:2207.03249](#).
- [36] T. Ohlsson, *Status of non-standard neutrino interactions*, *Rept. Prog. Phys.* **76** (2013) 044201, [[arXiv:1209.2710](#)].
- [37] Y. Farzan and M. Tortola, *Neutrino oscillations and Non-Standard Interactions*, *Front. in Phys.* **6** (2018) 10, [[arXiv:1710.09360](#)].
- [38] A. Falkowski, M. González-Alonso, and Z. Tabrizi, *Consistent QFT description of non-standard neutrino interactions*, *JHEP* **11** (2020) 048, [[arXiv:1910.02971](#)].
- [39] I. Bischer and W. Rodejohann, *General neutrino interactions from an effective field theory perspective*, *Nucl. Phys. B* **947** (2019) 114746, [[arXiv:1905.08699](#)].
- [40] S.-F. Ge and S. J. Parke, *Scalar Nonstandard Interactions in Neutrino Oscillation*, *Phys. Rev. Lett.* **122** (2019), no. 21 211801, [[arXiv:1812.08376](#)].
- [41] G. Mention, M. Fechner, T. Lasserre, T. A. Mueller, D. Lhuillier, M. Cribier, and A. Letourneau, *The Reactor Antineutrino Anomaly*, *Phys. Rev. D* **83** (2011) 073006, [[arXiv:1101.2755](#)].
- [42] **GALLEX** Collaboration, W. Hampel et al., *Final results of the Cr-51 neutrino source experiments in GALLEX*, *Phys. Lett. B* **420** (1998) 114–126.
- [43] **LSND** Collaboration, A. Aguilar-Arevalo et al., *Evidence for neutrino oscillations from the observation of $\bar{\nu}_e$ appearance in a $\bar{\nu}_\mu$ beam*, *Phys. Rev. D* **64** (2001) 112007, [[hep-ex/0104049](#)].
- [44] **MiniBooNE** Collaboration, A. A. Aguilar-Arevalo et al., *Significant Excess of ElectronLike Events in the MiniBooNE Short-Baseline Neutrino Experiment*, *Phys. Rev. Lett.* **121** (2018), no. 22 221801, [[arXiv:1805.12028](#)].
- [45] S. K. Agarwalla, S. S. Chatterjee, and A. Palazzo, *Signatures of a Light Sterile Neutrino in T2HK*, *JHEP* **04** (2018) 091, [[arXiv:1801.04855](#)].
- [46] S. Choubey, D. Dutta, and D. Pramanik, *Imprints of a light Sterile Neutrino at DUNE, T2HK and T2HKK*, *Phys. Rev. D* **96** (2017), no. 5 056026, [[arXiv:1704.07269](#)].
- [47] S. Choubey, D. Dutta, and D. Pramanik, *Measuring the Sterile Neutrino CP Phase at DUNE and T2HK*, *Eur. Phys. J. C* **78** (2018), no. 4 339, [[arXiv:1711.07464](#)].
- [48] N. Haba, Y. Mimura, and T. Yamada, *θ_{23} octant measurement in 3 + 1 neutrino oscillations in T2HKK*, *Phys. Rev. D* **101** (2020), no. 7 075034, [[arXiv:1812.10940](#)].
- [49] P. Coloma, D. V. Forero, and S. J. Parke, *DUNE Sensitivities to the Mixing between Sterile and Tau Neutrinos*, *JHEP* **07** (2018) 079, [[arXiv:1707.05348](#)].
- [50] S. K. Agarwalla, S. S. Chatterjee, and A. Palazzo, *Physics Reach of DUNE with a Light Sterile Neutrino*, *JHEP* **09** (2016) 016, [[arXiv:1603.03759](#)].

- [51] J. M. Berryman, A. de Gouvêa, K. J. Kelly, and A. Kobach, *Sterile neutrino at the Deep Underground Neutrino Experiment*, *Phys. Rev. D* **92** (2015), no. 7 073012, [[arXiv:1507.03986](#)].
- [52] **Hyper-Kamiokande Proto-** Collaboration, K. Abe et al., *Physics potential of a long-baseline neutrino oscillation experiment using a J-PARC neutrino beam and Hyper-Kamiokande*, *PTEP* **2015** (2015) 053C02, [[arXiv:1502.05199](#)].
- [53] **Hyper-Kamiokande** Collaboration, K. Abe et al., *Physics potentials with the second Hyper-Kamiokande detector in Korea*, *PTEP* **2018** (2018), no. 6 063C01, [[arXiv:1611.06118](#)].
- [54] **DUNE** Collaboration, R. Acciarri et al., *Long-Baseline Neutrino Facility (LBNF) and Deep Underground Neutrino Experiment (DUNE): Conceptual Design Report, Volume 2: The Physics Program for DUNE at LBNF*, [arXiv:1512.06148](#).
- [55] **DUNE** Collaboration, R. Acciarri et al., *Long-Baseline Neutrino Facility (LBNF) and Deep Underground Neutrino Experiment (DUNE): Conceptual Design Report, Volume 1: The LBNF and DUNE Projects*, [arXiv:1601.05471](#).
- [56] **DUNE** Collaboration, J. Strait et al., *Long-Baseline Neutrino Facility (LBNF) and Deep Underground Neutrino Experiment (DUNE): Conceptual Design Report, Volume 3: Long-Baseline Neutrino Facility for DUNE June 24, 2015*, [arXiv:1601.05823](#).
- [57] **DUNE** Collaboration, R. Acciarri et al., *Long-Baseline Neutrino Facility (LBNF) and Deep Underground Neutrino Experiment (DUNE): Conceptual Design Report, Volume 4 The DUNE Detectors at LBNF*, [arXiv:1601.02984](#).
- [58] J. Cao et al., *Muon-decay medium-baseline neutrino beam facility*, *Phys. Rev. ST Accel. Beams* **17** (2014) 090101, [[arXiv:1401.8125](#)].
- [59] J. Tang, S. Vihonen, and T.-C. Wang, *Precision measurements on δ_{CP} in MOMENT*, *JHEP* **12** (2019) 130, [[arXiv:1909.01548](#)].
- [60] M. Blennow, P. Coloma, and E. Fernández-Martínez, *The MOMENT to search for CP violation*, *JHEP* **03** (2016) 197, [[arXiv:1511.02859](#)].
- [61] P. Bakhti and Y. Farzan, *CP-Violation and Non-Standard Interactions at the MOMENT*, *JHEP* **07** (2016) 109, [[arXiv:1602.07099](#)].
- [62] J. Tang and Y. Zhang, *Study of nonstandard charged-current interactions at the MOMENT experiment*, *Phys. Rev. D* **97** (2018), no. 3 035018, [[arXiv:1705.09500](#)].
- [63] N. Klop and A. Palazzo, *Imprints of CP violation induced by sterile neutrinos in T2K data*, *Phys. Rev. D* **91** (2015), no. 7 073017, [[arXiv:1412.7524](#)].
- [64] A. Cervera, A. Donini, M. B. Gavela, J. J. Gomez Cadenas, P. Hernandez, O. Mena, and S. Rigolin, *Golden measurements at a neutrino factory*, *Nucl. Phys. B* **579** (2000) 17–55, [[hep-ph/0002108](#)]. [Erratum: *Nucl.Phys.B* 593, 731–732 (2001)].
- [65] K. Asano and H. Minakata, *Large-Theta(13) Perturbation Theory of Neutrino Oscillation for Long-Baseline Experiments*, *JHEP* **06** (2011) 022, [[arXiv:1103.4387](#)].
- [66] S. K. Agarwalla, Y. Kao, and T. Takeuchi, *Analytical approximation of the neutrino oscillation matter effects at large θ_{13}* , *JHEP* **04** (2014) 047, [[arXiv:1302.6773](#)].
- [67] A. M. Dziewonski and D. L. Anderson, *Preliminary reference earth model*, *Phys. Earth Planet. Interiors* **25** (1981) 297–356.

- [68] H. Minakata and H. Nunokawa, *Exploring neutrino mixing with low-energy superbeams*, *JHEP* **10** (2001) 001, [[hep-ph/0108085](#)].
- [69] S. K. Agarwalla, S. S. Chatterjee, A. Dasgupta, and A. Palazzo, *Discovery Potential of T2K and NOvA in the Presence of a Light Sterile Neutrino*, *JHEP* **02** (2016) 111, [[arXiv:1601.05995](#)].
- [70] P. Huber, M. Lindner, and W. Winter, *Simulation of long-baseline neutrino oscillation experiments with GLoBES (General Long Baseline Experiment Simulator)*, *Comput. Phys. Commun.* **167** (2005) 195, [[hep-ph/0407333](#)].
- [71] P. Huber, J. Kopp, M. Lindner, M. Rolinec, and W. Winter, *New features in the simulation of neutrino oscillation experiments with GLoBES 3.0: General Long Baseline Experiment Simulator*, *Comput. Phys. Commun.* **177** (2007) 432–438, [[hep-ph/0701187](#)].
- [72] P. Huber, M. Lindner, and W. Winter, *Superbeams versus neutrino factories*, *Nucl. Phys. B* **645** (2002) 3–48, [[hep-ph/0204352](#)].
- [73] G. L. Fogli, E. Lisi, A. Marrone, D. Montanino, and A. Palazzo, *Getting the most from the statistical analysis of solar neutrino oscillations*, *Phys. Rev. D* **66** (2002) 053010, [[hep-ph/0206162](#)].