

Behave-XAI: Deep Explainable Learning of Behavioral Representational Data *

Rossi Kamal, Zuzana Kubincova
Comenius University Bratislava
kamal1,kubincova@uniba.sk

Abstract—According to the latest trend of artificial intelligence(AI), AI-system needs to clarify regarding general/specific decisions/services provided by it.Only then consumer is satisfied,with explanation , for example, why any classification result is the outcome of any given time. This actually motivates us using explainable or human understandable AI for a behavioral mining scenario, where users engagement on digital platform is determined from context, such as emotion, activity, weather, etc. However, the output of AI-system is not always systematically correct, and often systematically correct, but apparently not-perfect and thereby creating confusions, such as, why the decision is given?, what is the reason underneath?. In this context, we first formulate the behavioral mining problem in deep convolutional neural network architecture. Eventually, we apply a recursive neural network due to the presence of time-series data from users’ physiological and environmental sensor-readings. Once the model is developed,explanations are presented with the advent of XAI models in front of users. This critical step involves extensive trial with users ’preference on explanations over conventional AI’, ’judgement of credibility of explanation’ ,etc.

Index Terms—Explainable AI, Deep Recurrent Neural Network, Behavioral Analytics

I. INTRODUCTION

Artificial intelligence emerges with its unprecedented impact on society better than ever, having significant contribution in education, healthcare, vehicle technology. Technology moves so fast that AI has kept human intervention at at minimum level. As a follow up, AI steps into critical applications, however, human anxiety over AI’s decision making process increases as well. In this context, explainability[1]-[7] of artificial intelligence is conceptualised by answer or interpretation of inner decision process with human understandable way. The need for explainable AI is discussed more due to proliferation of black-box technology namely Deep Learning in emerging applications. Deep learning has become popular with exploration of different algorithms with huge parameter space. However, the internal classification mechanism provided by DNN is often blackbox to mass user. Need for transparency or interpretation in DNN is one reason of explainable AI. However, both data and model of AI should be explained properly, so that there is balance between bias, variance and fairness. For example, there are huge discussion against facial expression algorithms which are sensitive to male people. Thus, explainable AI should be resembled by fairness or impartiality so that consumer are aware and have

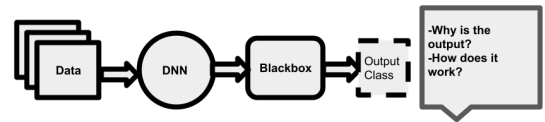


Fig. 1. Blackbox DNN

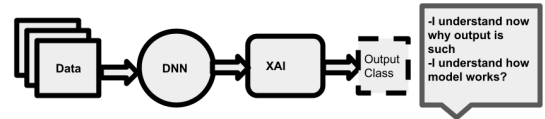


Fig. 2. XAI-based DNN

no question about system. Explainable AI should be providing unbiased estimation as much as possible and users should be guaranteed at their service despite variance possible during statistical training periods. Eventually, in this work, we are motivated for human understandable deep learning of behavioural representational data

Elaborately , we are interested in exploiting XAI models in interpreting deep recursive neural networks for behavioral mining scenarios with or Behave-XAI (Fig. 3). We consider an application scenario, where engagement of digital platforms is measured from observed contextual information resembling behavioral motives of the user. Eventually, we experiment on a dataset, which stores students’ weather, physiological and emotional information and estimates their activity, well-being and comfort in indoor settings. The main challenge in our work lies in finding a way for automatic translation for any

Thanks to support provided by Professor Dr Zuzana Kubincova

classified information provided by DNN with the advent of XAI models. Another challenge is having a final conclusion, whether interpretation is sensible/ credible from the accuracy of the explanations provided by our system. It is notable that it is possible to judge the accuracy by consulting with users on their opinion on explanations, especially whether the explanations were satisfactory or accurate. The steps involve rigorous discussion with end-users who are asked about explanations, understandability and truthfulness. Generally, they are asked whether explanatory decisions are more convenient than conventional one. They are also asked whether system dependability is added while explanations are presented in front of them. Finally, they are provided the task of choosing a group of explanations, which are better and simpler.

The overall organization of ongoing work is summarized as follows. We start with the deep recurrent neural network based architecture with problem scenario, dataset description. We then present explainable artificial intelligence models for natural language interpretations with experiment and assessment. Finally we conclude with future perspectives.

II. DEEP RECURSIVE NEURAL NETWORK BASED AI MODEL

Deep Recursive Neural Network is a special type of Convolutional Neural Network which is recognized for its operation with time-series data. Let's describe the general architecture of Deep Recursive Neural Network first. In a general sense, DRNN generates outcome value based on the input value with the intervention of a hidden layer. However, the status of any hidden layer is associated with past input fetched to RNN, as well as input given at current time. Thus, a DRNN generates outcome based on current input, having consideration with earlier state. Thus, DRNN is based on the theoretical assumption that output considers all past history, since $t-1$'s information is transmitted through hidden layers, while t 's information is given as input.

We intend to increase the engagement of users by using a deep recursive neural network. In this context, we collect the contextual information such as weather, emotion of users. Contextual information is ranked for each user with time-series behavior of data. Whenever, ranking of contextual information is conducted, it is given as input to the recursive neural network. As soon as contextual information is ranked, some of its part is used as training data, while the rest works as testing data. We always monitor the predicted value and actual value and the difference between these two resembles the accuracy of the DRNN scheme. We conclude about the idea that we need to reach a decision on optimal contextual information, which are essential for making accurate predictions in time-interval. Such a decision will help in gathering better information about engagement even if user-logs are collected in different temporal and spatial settings. This actually motivates us toward the use of explainable artificial intelligence in our engagement scenario. We will describe this motivation and XAI's theoretical foundation in the coming section.

A. Application Scenario

With the proliferation of the internet of things, billions of connected devices are currently deployed in smart-city service, such as distance education. The application becomes essential in pandemic situation as well since all are worried about both digital distance and quality education. In this context, engagement of consumers to edtech platforms has been the key issue due to performance-enhancement, drop-out-removal. Conventional methodologies often deploy periodical or regular surveys regarding student and guardian comments on online content, teacher evaluation. However, these methods are offline and often suffer from disadvantages such as off-date data. In this context, real-time and quantitative statistical information is essential for continuous monitoring of student performance required in digital platforms. Thus, engagement should be measured from not only offline surveys, but also available sensor readings, such as physiological sensors, weather sensors, etc. For example how a student feels, when the air-cooler is on, given the outside temperature is hot. Does he/she feel engaged and stay in the seat or leave the classroom? Consequently, in this work, we intend to measure the student engagement on education by collecting contextual data, such as emotion, weather from room-temperature, wearable and physiological sensors.

B. Model

We now describe the deep neural network based model used in our proposal. We have use gated recurrent unit (GRU), a variant of recurrent neural network as our deep architecture. Let's assume RNN consists of n GRUs (Fig. 1). GRU generally operates with help of reset gate z , update gate z , input vector x and output vector λ . Now, it calculates the intermediate value from input and the value λ collected from hidden layer of earlier time. Therefore, the output is predicted from value which is nothing but multiplication of input, weight and hidden layer of earlier time. Thus, it can make a decision on optimal output, from input, past information. Lets discuss the model in detail.

$$z_t = \sigma(W_{xz}x_t + W_{hz}h_{t-1} + b_z)$$

An update gate vector is maintained for keeping track record of past information to be kept along the future. An update vector for any given time is calculated from a sigmoid function of 'present input multiplied by its weight plus output multiplied by its weight'. Sigmoid is used to squash the outcome of the update gate in between 0 and 1. The way an update gate is maintained for up-to-date information is recognized as a solution for vanishing gradient problems.

$$r_t = \sigma(W_{xr}x_t + W_{hr}h_{t-1} + b_r)$$

A reset gate is also maintained to decide on information to be forgotten along its way. The outcome of the gate is the sigmoid function of the 'addition of weighted value of current input and weighted value of previous information'.

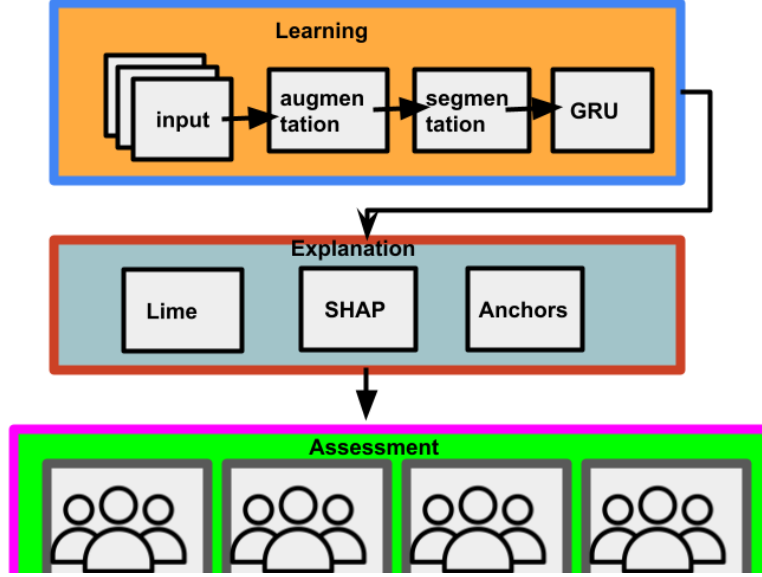


Fig. 3. Behave-XAI

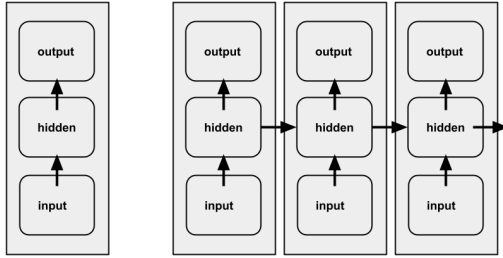


Fig. 4. Block diagram of RNN

$$z_t = \sigma(W_{xz}x_t + W_{hz}h_{t-1} + b_z)$$

$$r_t = \sigma(W_{xr}x_t + W_{hr}h_{t-1} + b_r)$$

$$\tilde{h}_t = \tanh(W_{xh}x_t + W_{hh}(r_t \odot + r_{t-1}))$$

$$h_t = z_t \odot h_{t-1} + (1 - z_t) \odot \tilde{h}_t$$

Fig. 5. Internal operations in GRU

$$\tilde{h}_t = \tanh(W_{xh}x_t + W_{hh}(r_t \odot + r_{t-1}))$$

Moreover, the memory content is present with a reset gate to proceed with up-to-date information by an assistance from element-wise multiplication results.

$$h_t = z_t \odot h_{t-1} + (1 - z_t) \odot \tilde{h}_t$$

Finally, output vector is calculated which keeps information and forwards for latter-usages. In this context, update gate is required to calculate information from the current stage and also past information. This is possible from addition of element-wise multiplication results from present and previous timestamps.

C. Dataset

We experiment with our DRNN model with a Melbourne based dataset having contextual information of school-students. The dataset comprises of sensor readings from indoor and outdoor weather stations, wearable and physiological sensors. As dataset is mainly concerned about students' engagement with comfortable class temperature, indoor and outdoor temperature and air-cooling information is collected. The dataset uses quantitative data of physiological sensor and wearable data inferring the student engagement in comfortable weather setting inside the classroom. It also has qualitative data from survey feedback regarding student and teacher feeling and comfort in different air-cooling and weather settings. Thus, both qualitative and quantitative data is present to measure the engagement from psychological condition, as well as environmental information.

D. Experiment

In this section, we evaluate the performance of our CNN scheme used in the decision support system. Estimation ac-

curacy is calculated in different metrics. It is evident some prediction (classes) are frequently appearing than other classes. It is also evident that some classes are correlated with each other. Furthermore, the presence of more frequent classes might resemble different characteristics as well.

III. XAI MODEL AS NATURAL LANGUAGE INTERPRETATIONS

We now try to utilize different XAI models in decision support system and these AI models are recognized for systems capable of classifying but black-box in nature. We use the models to create explanations for our GRU based decision support system. Let us assume that we have a pre-defined XAI model and its has certain class as predicted output for given input. The outcome of a model is nothing but set of features which resemble the predicted output or class. However, it is very important we define the features accurately for different XAI models.

Let us give a small overview of the XAI models and their usage in generating explanation in decision support system in edtech environment. We are also interested in analyzing how temporal or spational features of explanations have positive or negative impression on user regarding viability of explanation. Furthermore, we translate the outcome of XAI model as natural language explanations, which is human-friendly and easily understandable.

A. Lime

Lime is a methodology for understanding the deep learning model by perturbing data sample and thereby observing immediate change in classification. In general, humans are more interested in common phenomena, such as 'why the classification result is such' or 'which are key variables, those cause classification output'. Therefore, LIME takes a simple approach of taking feature values and observing changes in classification results. Thus, LIME makes an explanation focused with local interpretability.

Let us assume, we need to find set of feature, for given input x , which best describes classification $f(x)$. Lime in this case exploits local model as an approximation of $f(x)$. Lime considers a new dataset samples which are nothing but perturbed from x in its way of approximation of x . However, it guarantees good local explanation to $f(x)$, but not for generalized classification instances.

B. Shapley

Shapley is conceptualized from game theory, where different players strategically co-exist for winning a game. In this context, game can be coined by outcome of prediction and players resemble features of classification. Shapley is an explanation model which believes in quantification of features. Shapley is based on the game-theoretic principle that contribution/outcome of each feature (i.e. player) on each combination (i.e round) determines its quantification at the end.

IV. EXPERIMENT

In this section, we experiment with the explanations given by different XAI models to evaluate whether these are accurate or inaccurate. The process needs a selection of classification rule set, which separates an accurate explanation from inaccurate one. We then proceed with finding the similarity or dissimilarity of explanation content provided by different XAI models. We are also interested to know which ubiquitous sensors are frequently or less frequently used in different XAI models.

A. Explanation Accuracy

The selection of classification rule is first step before tagging an explanation as correct one. In this specific case, it is hard to reach solution with so-called and conventional yes-no classifier, because viewer's judgement matter here more than anything. Thus, one can tag explanation accurate or inaccurate based on outward credibility. For example, if an explanation gives emphasizes on user's sitting duration, in-room temperature for finding the most-engaged student, it is more sensible XAI-explanation. However, if any explanation calculates additional outside-temperature along with sitting-duration, in-room temperature, it is sensible, since good students are reluctant to leave seating place, despite outside temperature is nice.

B. Insights on Explanation Content

In this section, we analyze the correlation between explanations given by different XAI methodologies and find the insights behind it. We find that Lime based explanations use more temperature sensors than Shaply and Anchore based explanations. However, Shaply and anchore are more focused on each feature, so they not only consider temperature but also sitting attribute of student. So, whenever, students presence in the classroom is required, Lime explanation model determines in one way. However, Shaply and Anchors model determine in different way.

V. DISCUSSION

We experiment on users regarding validity of explanations. We are really interested in whether users prefer simple decisions or explained decision. We are further curious to know whether explanations give users more accurate estimation.

VI. CONCLUSION

We aim to formulate human understandable explanations of deep convolutional recurrent neural networks. Our scenarios based on behavioral mining with time-series based contextual data, such as mobility, emotion and weather. The presence of time-series data makes RNN amenable to our work. Consequently, the objective of deep architecture is to classify emotion, weather or comfort in assessing engagement in digital platforms for indoor settings. Eventually, as part of ongoing effort for human-friendly AI, we exploit explanation model in translating the classification results provided by deep recurrent architecture.

References

- 1.Kraus, S., Azaria, A., Fiosina, J., Greve, M., Hazon, N., Kolbe, L., Lembcke, T.B., Muller, J.P., Schleibaum, S. and Vollrath, M., 2020, April. AI for explaining decisions in multi-agent environments. In Proceedings of the AAAI Conference on Artificial Intelligence (Vol. 34, No. 09, pp. 13534-13538).
- 2.Shrotri, A.A., Narodytska, N., Ignatiev, A., Meel, K., Marques-Silva, J. and Vardi, M., 2022. Constraint-Driven Explanations of Black-Box ML Models. AAAI.
- 3.Kleinerman, A., Rosenfeld, A. and Kraus, S., 2018, September. Providing explanations for recommendations in reciprocal environments. In Proceedings of the 12th ACM conference on recommender systems (pp. 22-30).
- 4.Ribeiro, M.T., Singh, S. and Guestrin, C., 2016, August. " Why should i trust you?" Explaining the predictions of any classifier. In Proceedings of the 22nd ACM SIGKDD international conference on knowledge discovery and data mining (pp. 1135-1144).
- 5.Lundberg, S.M. and Lee, S.I., 2017. A unified approach to interpreting model predictions. Advances in neural information processing systems, 30.
- 6.Ribeiro, M.T., Singh, S. and Guestrin, C., 2018, April. Anchors: High-precision model-agnostic explanations. In Proceedings of the AAAI conference on artificial intelligence (Vol. 32, No. 1).
- 7.Pascanu, R., Mikolov, T. and Bengio, Y., 2013, May. On the difficulty of training recurrent neural networks. In International conference on machine learning (pp. 1310-1318). PMLR.