

EXTENDED TRANSFER MATRIX METHOD FOR ELECTRON TRANSMISSION IN ANISOTROPIC 2D MATERIALS: INTERPLAY OF STRAIN AND (A)PERIODICITY OF POTENTIALS

E Díaz-Bautista¹, Y Betancur-Ocampo², A Raya^{3,4}

¹ Instituto Politécnico Nacional, UPIIH, Ciudad del Conocimiento y la Cultura, 42162 Hidalgo, Mexico

² Instituto de Física, Universidad Nacional Autónoma de México, Ciudad de México, México

³ Instituto de Física y Matemáticas, Universidad Michoacana de San Nicolás de Hidalgo, Edificio C-3, Ciudad Universitaria. Francisco J. Mújica s/n. Col. Felicitas del Río. 58040 Morelia, Michoacán, México

⁴ Centro de Ciencias Exactas, Universidad del Bío-Bío. Avda. Andrés Bello 720, Casilla 447, 3800708, Chillán, Chile

e-mail: ediazba@ipn.mx, ybetancur@fisica.unam.mx, alfredo.raya@umich.mx

ABSTRACT

We extend the conventional transfer matrix method to include anisotropic features for electron transmission in two-dimensional materials, such as breaking reflection law in pseudo-spin phases and wave vectors. This method allows to study transmission properties of anisotropic and stratified electrostatic potential media from a wide range of tunable parameters, which include strain tensor and gating. We apply the extended matrix method to obtain the electron transmission, conductance, and Fano factor for the interplay of an uniaxially strained graphene sheet with external one-dimensional aperiodic potentials. Our results suggest the possibility of visualizing this interplay from conductance measurements.

Graphene [1–4], the wonder material, possesses an unusual gapless band structure which makes it an ideal candidate for technological applications. Since its discovery, several band engineering techniques have been developed to modify its electronic properties, many of which have been extended to the family of all 2D materials. On one hand, straintronics [5] or origami electronics [6] emerged as the field devoted to manipulate the electronic properties of graphene by mechanical deformations [5, 7–20]. Strain can also appear by placing the graphene sample on a substrate with a misaligned lattice, giving rise to superlattices with associated Moiré patterns [21]. Strain engineering is naturally extended to other materials, including those which are naturally anisotropic [7, 22, 23].

In general, strain configurations induce pseudomagnetic fields. A triaxial strain, for instance, is capable of producing a uniform magnetic field that induces Landau level quantization with pseudomagnetic fields of up to 50 Tesla [9]. At the same time, such strain induces gap opening in the superlattice and pseudo-Landau level quantization. Both periodically and quasiperiodically structures offer a plethora of possibilities in 2D materials for technological applications [24–52]. In this regard, an aperiodic modulation of stratified electrostatic potential media can be considered to control the transmission properties of devices [39]. In graphene, aperiodic order arrays in the form of Cantor [41], Fibonacci [40], and Thue-Morse [47–51, 53–57] as well as periodic arrays [58–61] have been intensively explored [46] in connection with the transmission properties of electrons along 2D materials. Most of the transmission properties are dependent on incident angle and minibands and minigaps emerge, where electron filtering is feasible. Moreover, an aperiodic order reduces the number of resonant peaks in the transmission probability, making it possible to establish pass and/or stop bands.

In this letter, we reformulate the matrix transfer method to introduce properly the wave vector and pseudo-spin angles for situations where the dispersion relation is anisotropic. We explore the issue of resonant tunneling in a graphene superlattice for homogeneous strain, avoiding the generation of any pseudomagnetic field whatsoever. For this purpose, we use a two level band model for anisotropic two-dimensional materials, which is a natural generalization of previous approaches for isotropic systems [13, 39, 56, 62]. We develop a transfer matrix setup (see [62] for a pedagogical

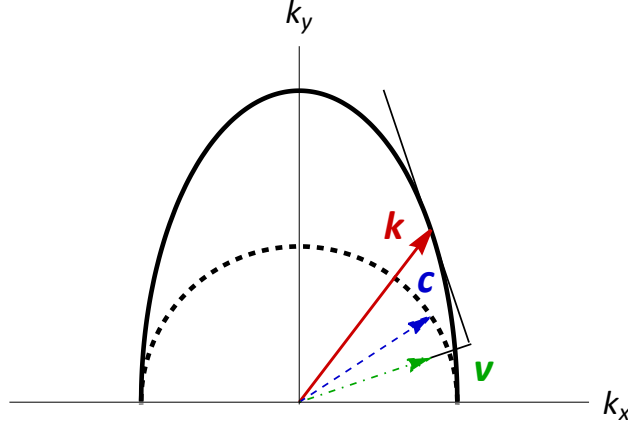


Figure 1: Schematic representation of the wave vector k (red arrow), the generalized pseudo-spin c (dashed blue arrow), and the group velocity v (dash-dotted green arrow) of anisotropic dispersion relations in 2D materials.

introduction to the subject) and compute the transmission coefficient in terms of the controlling parameters of the model, namely, the modulated Fermi velocity itself, and the height of the barriers in stratified electrostatic potential media. We further introduce a tunable parameter that permits transit between periodic and aperiodic orders of the strata. Fibonacci sequence is considered to illustrate the impact of this parameter in the transmission under consideration.

1 The model

We start with a general model of two level system with symmetric conduction and valence bands, which can be based on tight-binding (TB) approach to nearest neighbors consisting of a 2×2 Hamiltonian given by

$$H_{\text{TB}} = \begin{pmatrix} V & g^*(k) \\ g(k) & V \end{pmatrix} = V\sigma_0 + \sigma_x g_x(k) + \sigma_y g_y(k), \quad (1)$$

where the function $g(k) = g_x(k) + ig_y(k)$ and $k = (k_x, k_y)$ is the wave vector. We consider a constant electrostatic potential V , whose effect is to arise the dispersion relation in the energy scale. Here, σ_x and σ_y are the Pauli matrices and σ_0 is the 2×2 identity matrix. Energy bands and eigenfunctions are

$$E = V + s|g(k)|, \quad (2)$$

and

$$w(r, k) = \frac{1}{\sqrt{2}} \begin{pmatrix} 1 \\ s \exp(i\phi(k)) \end{pmatrix} \exp(ik \cdot r), \quad (3)$$

respectively, where $s = \text{sgn}(E - V)$ is the band index and the pseudo-spin angle is given by

$$\phi(k) = \arctan\left(\frac{g_y(k)}{g_x(k)}\right). \quad (4)$$

The function $g(k)$ changes on the two-dimensional material. It is important to note that this pseudo-spin angle is different to the wave vector and group velocity direction (see Fig. 1), which are given, respectively, by

$$\gamma(k) = \arctan\left(\frac{k_y}{k_x}\right), \quad (5)$$

and

$$\theta(k) = \arctan\left(\frac{\partial_{k_y}|g(k)|}{\partial_{k_x}|g(k)|}\right). \quad (6)$$

In the particular case of graphene, with $g(k) = \hbar v_F(k_x + ik_y)$, we can obtain $\phi(k) = \gamma(k) = \theta(k)$. However, such an equality is not valid generally for anisotropic materials.

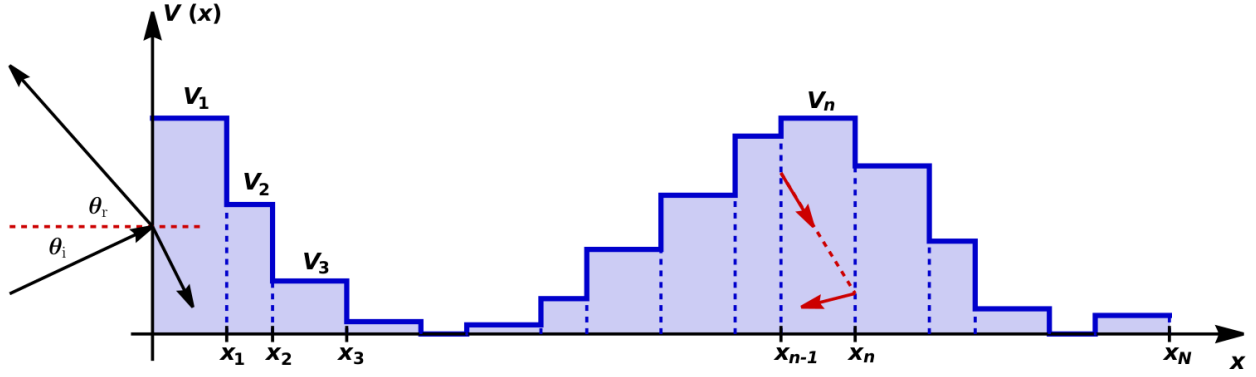


Figure 2: Schematic representation of the finite periodic potential barriers along the x axis. The width of each barrier is D and the separation between two consecutive barriers is L .

Hamiltonian in Eq. (1) embodies two famous cases of anisotropic materials: The first one corresponds to uniaxially strained graphene, where the function $g(k)$ from TB to nearest neighbors has the form

$$g(k) = \sum_{j=1}^3 t_j e^{ik \cdot \delta_j}, \quad (7)$$

where hopping parameters t_j up to nearest neighbors follow the exponential decay rule [5]

$$t_j = t \exp\left(\frac{\delta_j}{a} - 1\right), \quad (8)$$

with $t = 2.71$ eV and $a = 0.142$ nm. The deformed bond lengths δ_j and nearest neighbor positions δ_j are modulated in terms of strain tensor parameters, as in Ref. [5].

The electronic band structure of uniaxially strained graphene has two pseudo-spin valleys with elliptical Dirac cones near the corner of the first Brillouin zone in low energy regime. This semimetallic phase remains if the parameters t_j satisfy the triangular inequality $||t_1| - |t_3|| \leq |t_2| \leq |t_1| + |t_3|$. The second case corresponds to phosphorene whose electronic band structure shows an insulating phase at the center of the first Brillouin zone. Pseudo-spin valleys in phosphorene disappear due to the fact that the hopping parameters $t_1 = t_3 = -1.2$ and $t_2 = 3.4$ do not satisfy the triangular inequality of hexagonal lattices [5].

2 Extended transfer matrix method

We study the electron scattering of anisotropic materials considering stratified electrostatic potential media, which consists of adjacent potential barriers of width $x_n - x_{n-1}$ and height V_n , being n the label of the adjacent barrier, as shown in Fig. 2. The modification to the conventional matrix method starts proposing the wave function ansatz inside the n -th barrier as

$$\Psi^n(r) = t_n w(r, k_n^t) + r_n w(r, k_n^r), \quad (9)$$

where t_n and r_n are the amplitudes of the transmitted and reflected wave, respectively. In the case $n = 0$ for the first region, $t_0 = 1$ that corresponds to the incident wave, with an incident wave vector k_0^t , and $r_0 = r$ for the reflected part and wave vector k_0^r . With $n = N + 1$ in the last region, $r_{N+1} = 0$ because there is no reflection and $t_{N+1} = t$ for the outgoing wave. The spinors $w(r, k_n^{(t/r)})$ have the same expression as in Eq. (3) setting $k_n^{(t/r)}$. These wave vectors can be parametrized in terms of the scattering angle using Eqs. (2) and (6) for the particular material studied.

Applying the continuity condition at $x = x_n$ that separates the regions with wave functions $\Psi^n(r)$ and $\Psi^{n+1}(r)$, we have

$$\begin{pmatrix} t_{n+1} \\ r_{n+1} \end{pmatrix} = M_{n+1n}^{-1} M_{nn} \begin{pmatrix} t_n \\ r_n \end{pmatrix}, \quad (10)$$

where the matrices M_{ml} are

$$M_{ml} = \frac{1}{\sqrt{2}} \begin{pmatrix} e^{ik_{x,m}^t x_l} & e^{ik_{x,m}^r x_l} \\ s_m e^{i(\phi(k_m^t) + k_{x,m}^t x_l)} & s_m e^{i(\phi(k_m^r) + k_{x,m}^r x_l)} \end{pmatrix}, \quad (11)$$

which take into account the conservation of k_y parallel to the interfaces at $x = x_n$. We find a 2×2 linear system of equations for the amplitudes r and t defining

$$\Lambda = \prod_{n=1}^N M_{nn-1} M_{nn}^{-1}, \quad (12)$$

where

$$M_{nn-1} M_{nn}^{-1} = \frac{1}{e^{i\phi(k_n^r)} - e^{i\phi(k_n^t)}} \begin{pmatrix} s_n [e^{i\phi(k_n^r) - \xi_{nn-1}^t} - e^{i\phi(k_n^t) - \xi_{nn-1}^r}] & e^{-i\xi_{nn-1}^r} - e^{-i\xi_{nn-1}^t} \\ e^{i(\phi(k_n^t) - \phi(k_n^r))} (e^{-i\xi_{nn-1}^t} - e^{-i\xi_{nn-1}^r}) & s_n [e^{i\phi(k_n^t) - \xi_{nn-1}^r} - e^{i\phi(k_n^r) - \xi_{nn-1}^t}] \end{pmatrix}, \quad (13)$$

being $\xi_{nn-1}^{(r/t)} = k_{x,n}^{(r/t)}(x_n - x_{n-1})$ the phase shift for the outgoing wave in the n -th barrier. The matrix Λ contains all the information of electron scattering inside the stratified electrostatic potential media. Therefore, the linear system is similar to pn junctions because the effect of Λ is to replace the stratified media by a single interface at $x = 0$, as written below

$$\Lambda \begin{pmatrix} 1 \\ s_{N+1} e^{i\phi(k_{N+1}^t)} \end{pmatrix} e^{ik_{x,N+1}^t x_N} t = \begin{pmatrix} 1 \\ s_0 e^{i\phi(k_0^t)} \end{pmatrix} + r \begin{pmatrix} 1 \\ s_0 e^{i\phi(k_0^t)} \end{pmatrix}. \quad (14)$$

Solving to find the squared modulus of transmission amplitude t , we have

$$|t|^2 = \frac{4 \sin^2 \left[\frac{1}{2} (\phi(k_0^t) - \phi(k_0^r)) \right]}{(\rho_y - s_0 \rho_x e^{i\phi(k_0^t)})^2}, \quad (15)$$

where

$$\begin{pmatrix} \rho_x \\ \rho_y \end{pmatrix} = \Lambda \begin{pmatrix} 1 \\ s_{N+1} e^{i\phi(k_{N+1}^t)} \end{pmatrix}. \quad (16)$$

The transmission coefficient is obtained from the conservation of the current probability density J_x ,

$$T = \frac{\cos \phi(k_{N+1}^t)}{\cos \phi(k_0^t)} |t|^2. \quad (17)$$

It is worth to mention that the procedure described above generalizes known results for graphene in pn junctions, transistors, and one-dimensional superlattices [34, 63, 64]. The conventional expression for the transmission in isotropic systems as graphene occurs when $\phi(k_0^t) = \pi - \phi(k_0^r)$ in Eq. (15). It is not unusual that this reflection law for pseudo-spin phases is used directly in anisotropic materials, which is wrong, generally speaking. Uniaxially strained graphene and phosphorene present negative and anomalous reflection, as well as partial positive refraction in asymmetric Veselago lenses [10, 11, 65]. An accurate calculation of the transmission probability in Eq. (17) requires the derivation of the pseudo-spin phase $\phi(k_0^t)$ from Eq. (4). Therefore, the extension of the transfer matrix method consists in considering the adequate pseudo-spin angles in the scattering process of anisotropic materials. As example, we study the interplay of uniaxial strain and one-dimensional aperiodic potentials in graphene.

3 Interplay of strain and quasi crystallinity in graphene

The expansion of energy bands in Eq. (2) around a Dirac point is

$$E = V_n + s\hbar \sqrt{k_x^2 v_x^2 + 2k_x k_y v_x^2 \tan(\theta_{KT}) + k_y^2 v_y^2}, \quad (18)$$

where v_x and v_y are strain-dependent Fermi velocities. The quantity θ_{KT} is the direction of the anomalous Klein tunneling, which is proportional to $\varepsilon \sin 2\zeta$ being ε the tensile parameter and ζ the tension angle [11]. Equation (18) corresponds to the dispersion relation of an electron inside the n -th barrier. With the conservation of k_y , we can get exact expressions for $k_{n,x}^{(t/r)}$ using Eq. (18), namely,

$$k_{n,x}^{(t/r)} = (+/-) s_n \sqrt{\frac{(E - V_n)^2}{\hbar^2 v_x^2} - k_y^2 \left(\frac{v_y^2}{v_x^2} - \tan^2 \theta_{KT} \right)} - k_y \tan \theta_{KT}, \quad (19)$$

which are necessary as input in the extended matrix transfer method and useful to calculate the pseudo-spin angle $\phi(k)$ from Eq. (4). The parametrization of k_y in terms of incidence angle θ can be obtained using the dispersion relation in Eq. (18) and the group velocity direction in Eq. (6), yielding

$$k_y = \frac{|E|(\tan \theta - \tan \theta_{KT})}{v_x \hbar \left(\frac{v_y^2}{v_x^2} - \tan^2 \theta_{KT} \right) \sqrt{1 + \frac{(\tan \theta - \tan \theta_{KT})^2}{\frac{v_y^2}{v_x^2} - \tan^2 \theta_{KT}}}}, \quad (20)$$

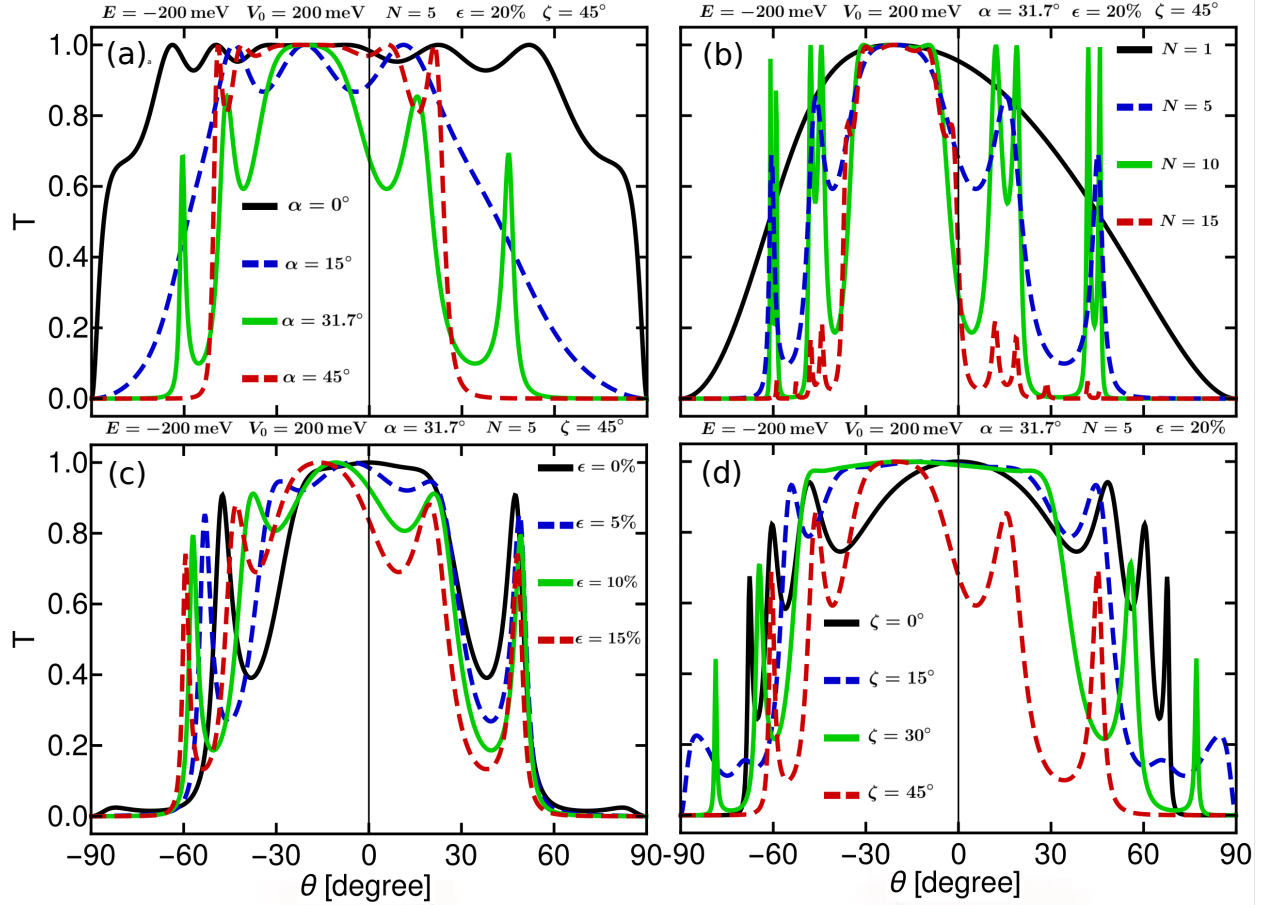


Figure 3: Electron transmission T as a function of incidence angle θ for an incidence energy $E = -200$ meV, potential height $V_0 = 200$ meV, and different values of the parameter α (a), number N of barriers (b), strain parameter ϵ (c) and tension angle ζ (d).

where v_x and v_y , as well as the Klein tunneling angle θ_{KT} , are expressed in terms of the strain tensor in Ref. [10].

To complete the interplay of strain and one-dimensional stratified electrostatic potential media, we adopt the method discussed in [36] to generate unit cells of superlattices that follow an aperiodic configuration, such as quasicrystals or a Fibonacci sequence [37, 38]. To generate the positions x_n for the interfaces of the aperiodic electrostatic potential, we use the relation

$$x_n = r(n \cos \alpha + \lfloor n \tan \alpha \rfloor \sin \alpha), \quad (21)$$

where r is a scaling length, which is set at the value of 5 nm for our proposes. The operation $\lfloor \cdot \rfloor$ represents the integer part of a number. The sequence in Eq. (21) is quasi-periodic when $\tan \alpha$ is irrational; the famous Fibonacci chain is obtained when $\tan \alpha = (\sqrt{5} - 1)/2 = \varphi^{-1}$, being φ the golden ratio.

4 Results and discussion

We discuss the effects of tensile deformations ($\epsilon > 0$), applied out the zigzag and armchair directions, on the resonant tunneling of electrons in a finite layer with potential barriers of constant height V_0 and a periodic order that depends on the parameter α in Eq. (21).

The transmission probability T , as a function of incidence angle θ and different values of α , is almost perfect in the whole range $-30^\circ < \theta < 0^\circ$, as shown in Fig. 3(a). Outside this range, T shows smooth oscillations whose amplitudes reach the value of unity for specific values of θ due to the Fabry-Pérot resonances. In grazing incidence, the transmission probability goes to zero rapidly, delimiting propagation and evanescent modes. Increasing α , the high transmission is narrow and decreases abruptly outside the interval $-50^\circ < \theta < 20^\circ$. For Fibonacci sequence at

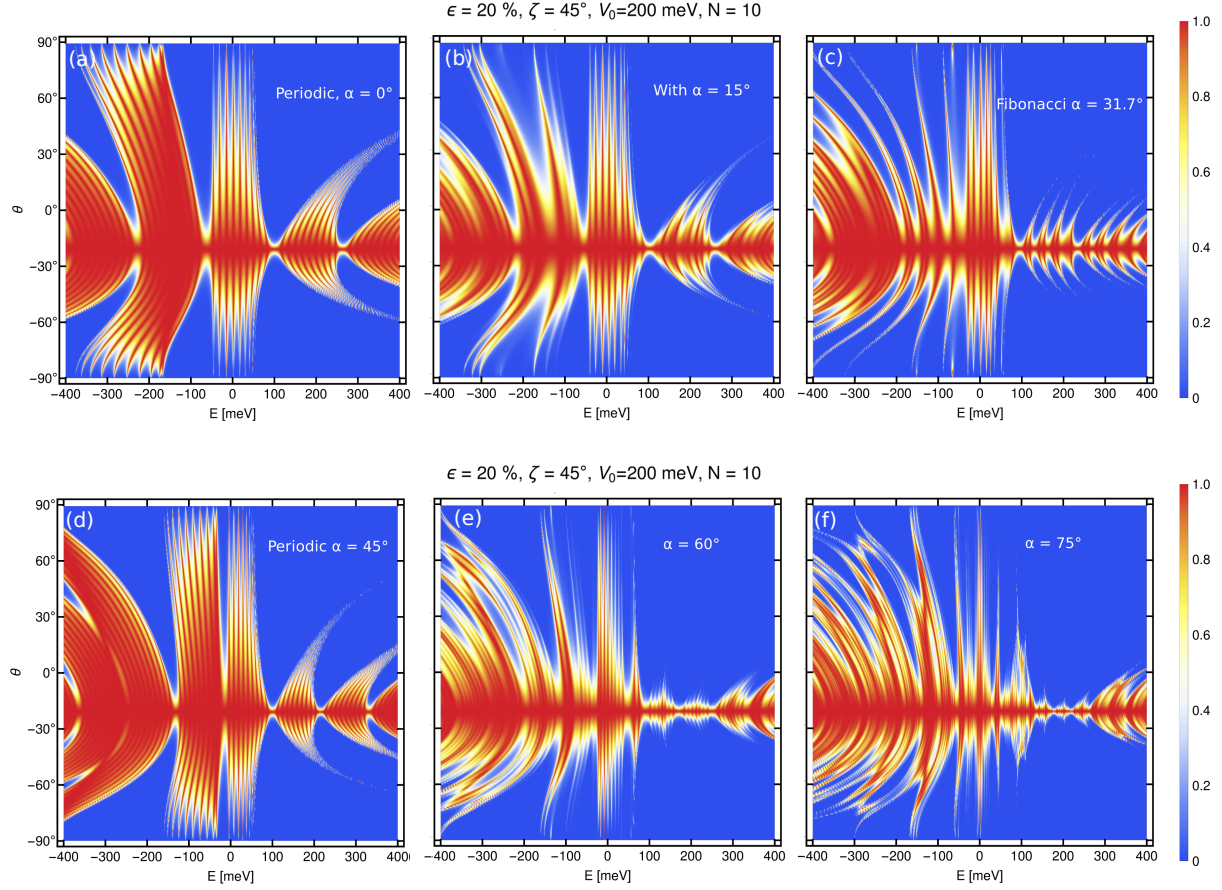


Figure 4: (a)-(f) Electron transmission T as function of the Fermi level E and incidence angle θ for 10 barriers and different values of the parameter α . We set the values of the barrier height as $V_0 = 200$ meV, tensile strain $\epsilon = 20\%$ and tension angle $\zeta = 45^\circ$.

$\alpha = 31.7^\circ$, the number of resonances is greater than other values of α . In Fig. 3(b), we observe that narrow angular zones appear by increasing the number N of barriers. Such zones resemble pass band effect, where electrons in specific incidence angles can pass perfectly by resonant tunneling.

Using the Fibonacci sequence for the electrostatic potential, we analyze the effect of tensile strain at the tension angle $\zeta = 45^\circ$, as seen in Fig. 3(c). Starting as reference the case $\epsilon = 0\%$, where T is symmetric with respect to the normal incidence, the transmission probability is modified as ϵ increases. Klein tunneling is shifted to negative incidence angles as well as their resonances. Nevertheless, for positive angles, the other set of resonances remain almost constant. This attributable mainly to the anisotropy of the dispersion relation caused by the strain.

To complete the effect of strain on graphene with a Fibonacci sequence of barriers, we set $\epsilon = 20\%$ and compare the transmission changing the tension angle ζ in Fig. 3(d). We can observe how transmission starts being symmetric with respect to $\theta = 0^\circ$, even if the graphene layer is uniaxially strained along the zigzag direction, and then the peaks shift for $\theta < 0^\circ$ as ζ increases. Moreover, the resonances are closer for negative incidence angles. Contrary to the case of positive angles, where resonances are separated from each other. It is worth noting that the angular range, where the transmission is almost perfect, become wider when $\zeta = 15^\circ$ and $\zeta = 30^\circ$.

In Fig. 4, we show the transmission as a function of the electron incidence energy E and the incidence angle θ . The angular region where T is close to unity shifts to negative angles. In contrast with the Klein tunneling in graphene that occurs for normal incidence [64], the strained case has the perfect transmission at $\theta_{KT} \approx -20.92^\circ$. This perfect transmission is not resonant, as shown in Figs. 4(a)-(d), where the aperiodic potential is changed. This is a consequence of the conservation of the pseudo-spin $\phi(k_0^l) = \phi(k_l^n)$, which is also independent on E . The phenomenon, known as anomalous Klein tunneling, is controlled by the strain uniquely [10]. On the other hand, when the sequence of barriers

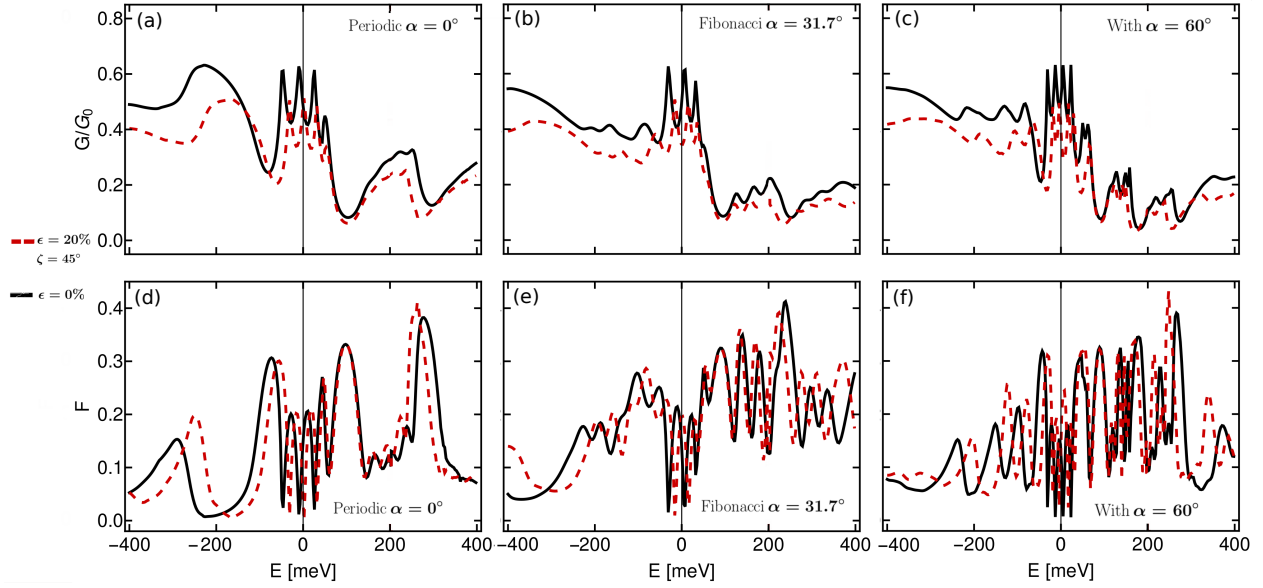


Figure 5: (a)-(c) Conductance G/G_0 and (d)-(f) Fano factor as function of the Fermi level E for 10 barriers and different values of the parameter α . Black and red curves correspond to the cases of pristine and strained graphene, respectively.

is periodic ($\alpha = 0^\circ$ in Eq. (21)) and for a fixed incidence angle θ , alternating zones of minimum and maximum value in the transmission coefficient are clearly observed, as the incidence energy increases. In addition, we observe that the transmission coefficient takes on high values for larger angles of incidence when the energy E is less than V_0 , due to the Fabry-Pérot interference. Now, as the parameter α varies until obtaining a Fibonacci sequence for the barriers along the x axis, see Fig. 4(a)-(c), the regions where resonances occur become more defined for $E > V_0$, which implies that their width gets narrow. In contrast, for $E < V_0$, there is a wide range of incidence angle values for which transmission is maximum. When $\alpha = 45^\circ$, the system is periodic again and the transmission shows a wide angular region for constructive interference. Energy minigaps ($T = 0$) emerge for electrons impinging obliquely the barriers with $E < V_0$, as a consequence of the destructive interference. The number of energy minigaps continue growing as α increases, as shown in Fig. 4(d)-(f). This behavior in the transmission is expected because the aperiodicity tends to favor destructive interference phenomena. With $\alpha = 75^\circ$ and $E < V_0$, energy minigaps and resonances have more contrast due to that both features follow the aperiodicity of the system.

We further study the conductance per unit length given by

$$G = \frac{e^2}{\hbar} \int T dk_y = G_0 \int_{-\pi/2}^{\pi/2} T \frac{\sec^2 \theta}{f(\theta)} d\theta, \quad (22)$$

where

$$f(\theta) = \left(1 + \frac{(\tan \theta - \tan \theta_{KT})^2}{\frac{v_y^2}{v_x^2} - \tan^2 \theta_{KT}} \right)^{3/2}, \quad G_0 = \frac{e^2 |E|}{\pi v_x \hbar^2 \left(\frac{v_y^2}{v_x^2} - \tan^2 \theta_{KT} \right)}, \quad (23)$$

as well as the Fano factor,

$$F = \frac{\int_{-\pi/2}^{\pi/2} T(1-T) \frac{\sec^2 \theta}{f(\theta)} d\theta}{\int_{-\pi/2}^{\pi/2} T \frac{\sec^2 \theta}{f(\theta)} d\theta}. \quad (24)$$

Both functions are shown in Fig. 5. Red (black) curves correspond to the conductance and Fano factor with (without) strain. Deformations cause a slight relative separation among peaks observing oscillations in the conductance and the Fano factor around at the value $E = 0$ meV. A notable feature in the conductance transiting from periodic to aperiodic systems is the reduction of the maximum conductance in the pp' regime ($E < 0$), as shown in Fig. 5(a)-(c). This can be understood by the emergence of minigaps in the transmission for aperiodic electrostatic barriers, as noted in Fig. 4(a) and (f) for the pp' regime. On the other hand the Fano factor, understood as a kind of noise-to-signal ratio [66, 67], allows us to indicate that electron transmission discussed here shows sub-Poissonian current

fluctuations since $F < 1$. Moreover, in Fig. 5(d)-(e), we observe that the Fano factor presents an inverse behavior to the conductance.

5 Conclusion

In summary, these results evidence that the interplay of strain-engineering and one-dimensional aperiodic potential modify drastically the transport properties in graphene, see Figures 3-5. More precisely, the tension angle serves to control the emergence of anomalous Klein tunneling and the parameter α tailors the aperiodicity of the electrostatic potential, which favors the emergence of minigaps in the transmission. Recently, quasiperiodic patterns in graphene and 2D materials have been a topic of growing interest, whose development may lead to the development of novel nanodevices based on anisotropic 2D materials [36, 39]. Moreover, the extended transfer matrix method exposed here becomes useful to study the combined effects of anisotropy and quasiperiodicity in the conductance and the Fano factor. We think that there is a fruitful research area to apply both strain engineering and quasiperiodic arrangements using other systems, for instance in magnetic graphene superlattices [35].

Acknowledgments

EDB and AR acknowledge valuable discussion with JRF Lima, as well as financial support from CONACYT Project FORDECYT-PRONACES/61533/2020. YBO acknowledges financial support from UNAM-PAPIIT research grant IA106223. This work was also supported by SIP-IPN grant 20220025.

Data Availability Statement

The data that support the findings of this study are available from the corresponding author upon reasonable request.

References

- [1] K. S. Novoselov, A. K. Geim, S. V. Morozov, D. Jiang, Y. Zhang, S. V. Dubonos, I. V. Grigorieva, and A. A. Firsov, "Electric field effect in atomically thin carbon films," *Science*, vol. 306, no. 5696, pp. 666–669, 2004.
- [2] K. S. Novoselov, A. K. Geim, S. V. Morozov, D. Jiang, M. I. Katsnelson, I. V. Grigorieva, S. V. Dubonos, and A. A. Firsov, "Two-dimensional gas of massless Dirac fermions in graphene," *Nature*, vol. 438, pp. 197–200, Nov. 2005.
- [3] Y. Zhang, Y.-W. Tan, H. Stormer, and P. Kim, "Experimental observation of the quantum Hall effect and Berry's phase in graphene," *Nature*, vol. 438, pp. 201–204, 2005.
- [4] A. Geim and K. Novoselov, "The rise of graphene," *Nature Materials*, vol. 6, pp. 183–191, Mar. 2007.
- [5] V. M. Pereira and A. H. Castro Neto, "Strain engineering of graphene's electronic structure," *Phys. Rev. Lett.*, vol. 103, p. 046801, Jul 2009.
- [6] D. Tománek, "Mesoscopic origami with graphite: scrolls, nanotubes, peapods," *Physica B: Condensed Matter*, vol. 323, no. 1, pp. 86 – 89, 2002. Proceedings of the Tsukuba Symposium on Carbon Nanotube in Commemoration of the 10th Anniversary of its Discovery.
- [7] G. G. Naumis, S. Barraza-Lopez, M. Oliva-Leyva, and H. Terrones, "Electronic and optical properties of strained graphene and other strained 2D materials: a review," *Reports on Progress in Physics*, vol. 80, p. 096501, aug 2017.
- [8] E. Díaz-Bautista and Y. Betancur-Ocampo, "Phase-space representation of landau and electron coherent states for uniaxially strained graphene," *Phys. Rev. B*, vol. 101, p. 125402, Mar 2020.
- [9] F. Guinea, M. Katsnelson, and A. Geim, "Energy gaps and a zero-field quantum Hall effect in graphene by strain engineering," *Nature Physics*, vol. 6, 09 2009.
- [10] Y. Betancur-Ocampo, "Partial positive refraction in asymmetric veselago lenses of uniaxially strained graphene," *Phys. Rev. B*, vol. 98, p. 205421, Nov 2018.
- [11] Y. Betancur-Ocampo, P. Majari, D. Espitia, F. Leyvraz, and T. Stegmann, "Anomalous floquet tunneling in uniaxially strained graphene," *Phys. Rev. B*, vol. 103, p. 155433, Apr 2021.
- [12] A. Contreras-Astorga, V. Jakubský, and A. Raya, "On the propagation of Dirac fermions in graphene with strain-induced inhomogeneous Fermi velocity," *Journal of Physics: Condensed Matter*, vol. 32, p. 295301, apr 2020.

- [13] J. R. F. Lima, L. F. C. Pereira, and C. G. Bezerra, “Controlling resonant tunneling in graphene via Fermi velocity engineering,” *Journal of Applied Physics*, vol. 119, no. 24, p. 244301, 2016.
- [14] M. Chauwin, Z. B. Siu, and M. B. A. Jalil, “Strain-modulated graphene heterostructure as a valleytronic current switch,” *Physical Review Applied*, vol. 17, p. 024035, feb 2022.
- [15] E. Díaz-Bautista, “Schrödinger-type 2d coherent states of magnetized uniaxially strained graphene,” *Journal of Mathematical Physics*, vol. 61, p. 102101, oct 2020.
- [16] I. V. Antonova, “Straintronics of 2d inorganic materials for electronic and optical applications,” *Physics-Uspekhi*, vol. 65, may 2021.
- [17] Y. Concha, A. Huet, A. Raya, and D. Valenzuela, “Supersymmetric quantum electronic states in graphene under uniaxial strain,” *Materials Research Express*, vol. 5, p. 065607, jun 2018.
- [18] M. Mannaï and S. Haddad, “Strain tuned topology in the haldane and the modified haldane models,” *Journal of Physics: Condensed Matter*, vol. 32, p. 225501, mar 2020.
- [19] D.-N. Le, V.-H. Le, and P. Roy, “Graphene under uniaxial inhomogeneous strain and an external electric field: Landau levels, electronic, magnetic and optical properties,” *The European Physical Journal B*, vol. 93, aug 2020.
- [20] A.-L. Phan and D.-N. Le, “Electronic transport in two-dimensional strained dirac materials under multi-step fermi velocity barrier: transfer matrix method for supersymmetric systems,” *The European Physical Journal B*, vol. 94, aug 2021.
- [21] A. Artaud, L. Magaud, T. le quang, V. Guisset, P. David, C. Chapelier, and J. Coraux, “Universal classification of twisted, strained and sheared graphene moiré superlattices,” *Scientific Reports*, vol. 6, p. 25670, 05 2016.
- [22] S. Katayama, A. Kobayashi, and Y. Suzumura, “Electronic properties close to Dirac cone in two-dimensional organic conductor α -(BEDT-TTF) $_2$ I $_3$,” *The European Physical Journal B*, vol. 67, pp. 139–148, 2009.
- [23] K. Kajita, Y. Nishio, N. Tajima, Y. Suzumura, and A. Kobayashi, “Molecular Dirac Fermion Systems – Theoretical and Experimental Approaches–,” *Journal of the Physical Society of Japan*, vol. 83, no. 7, p. 072002, 2014.
- [24] R. Tsu and L. Esaki, “Tunneling in a finite superlattice,” *Applied Physics Letters*, vol. 22, no. 11, pp. 562–564, 1973.
- [25] L. L. Chang, L. Esaki, and R. Tsu, “Resonant tunneling in semiconductor double barriers,” *Applied Physics Letters*, vol. 24, no. 12, pp. 593–595, 1974.
- [26] F. Beltram, F. Capasso, S. Luryi, S. G. Chu, A. Y. Cho, and D. L. Sivco, “Negative transconductance via gating of the quantum well subbands in a resonant tunneling transistor,” *Applied Physics Letters*, vol. 53, no. 3, pp. 219–221, 1988.
- [27] L.-G. Wang and S.-Y. Zhu, “Electronic band gaps and transport properties in graphene superlattices with one-dimensional periodic potentials of square barriers,” *Phys. Rev. B*, vol. 81, p. 205444, May 2010.
- [28] J. D. Lejarreta, C. H. Fuentevilla, E. Diez, and J. M. Cerveró, “An exact transmission coefficient with one and two barriers in graphene,” *Journal of Physics A: Mathematical and Theoretical*, vol. 46, p. 155304, apr 2013.
- [29] M. Barbier, F. M. Peeters, P. Vasilopoulos, and J. M. Pereira, “Dirac and Klein-Gordon particles in one-dimensional periodic potentials,” *Phys. Rev. B*, vol. 77, p. 115446, Mar 2008.
- [30] M. Barbier, P. Vasilopoulos, and F. M. Peeters, “Dirac electrons in a Kronig-Penney potential: Dispersion relation and transmission periodic in the strength of the barriers,” *Phys. Rev. B*, vol. 80, p. 205415, Nov 2009.
- [31] N. Agrawal (Garg), S. Ghosh, and M. Sharma, “Electron optics with Dirac Fermions: electron transport in monolayer and bilayer graphene through magnetic barrier and their superlattices,” *International Journal of Modern Physics B*, vol. 27, no. 10, p. 1341003, 2013.
- [32] Y. Xu, Y. He, and Y. Yang, “Transmission gaps in graphene superlattices with periodic potential patterns,” *Physica B: Condensed Matter*, vol. 457, pp. 188 – 193, 2015.
- [33] M. Ramezani Masir, P. Vasilopoulos, and F. M. Peeters, “Fabry-Pérot resonances in graphene microstructures: Influence of a magnetic field,” *Phys. Rev. B*, vol. 82, p. 115417, Sep 2010.
- [34] C.-H. Park, Y.-W. Son, L. Yang, M. L. Cohen, and S. G. Louie, “Electron Beam Supercollimation in Graphene Superlattices,” *Nano Letters*, vol. 8, pp. 2920–2924, sep 2008.
- [35] Ícaro S.F. Bezerra and J. R. Lima, “Effects of Fermi velocity engineering in magnetic graphene superlattices,” *Physica E: Low-dimensional Systems and Nanostructures*, vol. 123, p. 114171, 2020.

- [36] G. Naumis, “Higher-dimensional quasicrystalline approach to the hofstadter butterfly topological-phase band conductances: Symbolic sequences and self-similar rules at all magnetic fluxes,” *Phys. Rev. B*, vol. 100, p. 165101, Oct 2019.
- [37] M. Baake and U. Grimm, *Aperiodic Order*, vol. 2 of *Encyclopedia of Mathematics and its Applications*. Cambridge University Press, 2017.
- [38] C. Janot, *Quasicrystals: A Primer (Monographs on the Physics and Chemistry of Materials)*. Oxford University Press, second ed., 2012.
- [39] H. García-Cervantes, J. Madrigal-Melchor, J. Martínez-Orozco, and I. Rodríguez-Vargas, “Fibonacci quasiregular graphene-based superlattices: Quasiperiodicity and its effects on the transmission, transport and electronic structure properties,” *Physica B: Condensed Matter*, vol. 478, pp. 99–107, 2015.
- [40] I. M. Felix and L. F. C. Pereira, “Suppression of coherent thermal transport in quasiperiodic graphene-hBN superlattice ribbons,” *Carbon*, vol. 160, pp. 335–341, 2020.
- [41] H. García-Cervantes, L. M. Gaggero-Sager, D. S. Díaz-Guerrero, O. Sotolongo-Costa, and I. Rodríguez-Vargas, “Self-similar conductance patterns in graphene Cantor-like structures,” *Scientific Reports*, vol. 7, p. 617, 2017.
- [42] E. J. Guzmán, O. Navarro, O. Oubram, and I. Rodríguez-Vargas, “Transport properties and thermoelectric effects in gated silicene superlattices,” *Journal of Applied Physics*, vol. 124, p. 144305, oct 2018.
- [43] S. Molina-Valdovinos, K. J. Lamas-Martínez, J. A. Briones-Torres, and I. Rodríguez-Vargas, “Electronic cloaking of confined states in phosphorene junctions,” *Journal of Physics: Condensed Matter*, vol. 34, p. 195301, mar 2022.
- [44] M. Miniya, O. Oubram, A. G. E. Hachimi, and L. M. Gaggero-Sager, “Fano factor in self-similar multibarrier structure based on graphene monolayer,” *Journal of Applied Physics*, vol. 131, p. 024303, jan 2022.
- [45] E. A. Carrillo, G. Monsivais, and J. A. Flores, “Analysis of doorway states in a graphene structure,” *physica status solidi (b)*, vol. 258, p. 2100065, jul 2021.
- [46] H. García-Cervantes, J. Madrigal-Melchor, J. Martínez-Orozco, and I. Rodríguez-Vargas, “Fibonacci quasiregular graphene-based superlattices: Quasiperiodicity and its effects on the transmission, transport and electronic structure properties,” *Physica B: Condensed Matter*, vol. 478, pp. 99–107, 2015.
- [47] T. Ma, C. Liang, L.-G. Wang, and H.-Q. Lin, “Electronic band gaps and transport in aperiodic graphene superlattices of thue-morse sequence,” *Applied Physics Letters*, vol. 100, no. 25, p. 252402, 2012.
- [48] Z. Zhang, H. Li, Z. Gong, Y. Fan, T. Zhang, and H. Chen, “Extend the omnidirectional electronic gap of thue-morse aperiodic gapped graphene superlattices,” *Applied Physics Letters*, vol. 101, no. 25, p. 252104, 2012.
- [49] H. Huang, D. Liu, H. Zhang, and X. Kong, “Electronic transport and shot noise in thue-morse sequence graphene superlattice,” *Journal of Applied Physics*, vol. 113, no. 4, p. 043702, 2013.
- [50] Y. Xu, J. Zou, and G. Jin, “Exotic electronic properties in thue–morse graphene superlattices,” *Journal of Physics: Condensed Matter*, vol. 25, p. 245301, may 2013.
- [51] C. Li, H. Cheng, R. Chen, T. Ma, L.-G. Wang, Y. Song, and H.-Q. Lin, “Electronic band gaps and transport properties in aperiodic bilayer graphene superlattices of thue-morse sequence,” *Applied Physics Letters*, vol. 103, no. 17, p. 172106, 2013.
- [52] A. M. Korol, N. V. Medvid, and A. I. Sokolenko, “Transmission of the relativistic fermions with the pseudospin equal to one through the quasi-periodic barriers,” *physica status solidi (b)*, vol. 255, p. 1800046, jul 2018.
- [53] H. Liu, H. Zhang, D. Liu, and X. Kong, “Spin transport and magnetoresistance in thue-morse graphene superlattice with two ferromagnetic graphene electrodes,” *Journal of Applied Physics*, vol. 114, no. 16, p. 163715, 2013.
- [54] A. N. Korol, “Transmission spectrum of electrons through a thue-morse graphene superlattice,” *Low Temperature Physics*, vol. 40, no. 3, pp. 251–254, 2014.
- [55] I. Rodríguez-Vargas, J. Madrigal-Melchor, and O. Oubram, “Resonant tunneling through double barrier graphene systems: A comparative study of klein and non-klein tunneling structures,” *Journal of Applied Physics*, vol. 112, no. 7, p. 073711, 2012.
- [56] J. Briones-Torres, J. Madrigal-Melchor, J. Martínez-Orozco, and I. Rodríguez-Vargas, “Electrostatic and substrate-based monolayer graphene superlattices: Energy minibands and its relation with the characteristics of the conductance curves,” *Superlattices and Microstructures*, vol. 73, pp. 98–112, 2014.

- [57] V. Carrera-Escobedo, J. Suárez-López, J. Martínez-Orozco, J. Madrigal-Melchor, and I. Rodríguez-Vargas, “Magnetoelectric barriers in monolayer graphene: Red and blue shifts of the low energy conductance peaks and its relation to the spectrum of bound states,” *Physica E: Low-dimensional Systems and Nanostructures*, vol. 63, pp. 248–258, 2014.
- [58] H. García-Cervantes, A. López-Becerra, R. Rodríguez-González, and I. Rodríguez-Vargas, “Bandgap engineering in massive-massless graphene superlattices,” *Physica B: Condensed Matter*, vol. 640, p. 414052, 2022.
- [59] X. Chen, P.-L. Zhao, and Q.-B. Zhu, “Double-periodic quasi-periodic graphene superlattice: non-bragg band gap and electronic transport,” *Journal of Physics D: Applied Physics*, vol. 46, p. 015306, nov 2012.
- [60] Z. Yu-Ping, Y. Yi-Heng, L. Huan-Huan, and Z. Hui-Yun, “Electronic band gap and transport in graphene superlattice with a gaussian profile potential voltage,” *Chinese Physics B*, vol. 23, p. 027202, dec 2013.
- [61] Y.-P. Zhang, Y.-H. Yin, H.-H. Lv, and H.-Y. Zhang, “Enlargement of omnidirectional electronic gap in the graphene superlattice heterostructures with gaussian profile potential voltages,” *Physics Letters A*, vol. 378, no. 20, pp. 1413–1416, 2014.
- [62] J. S. Walker and J. Gathright, “Exploring one-dimensional quantum mechanics with transfer matrices,” *American Journal of Physics*, vol. 62, no. 5, pp. 408–422, 1994.
- [63] P. E. Allain and J. N. Fuchs, “Klein tunneling in graphene: optics with massless electrons,” *The European Physical Journal B*, vol. 83, no. 3, p. 301, 2011.
- [64] M. I. Katsnelson, K. S. Novoselov, and A. K. Geim, “Chiral tunnelling and the Klein paradox in graphene,” *Nature Physics*, vol. 2, pp. 620–625, 2006.
- [65] Y. Betancur-Ocampo, F. Leyvraz, and T. Stegmann, “Electron optics in phosphorene pn junctions: Negative reflection and anti-super-klein tunneling,” *Nano Letters*, vol. 19, pp. 7760–7769, sep 2019.
- [66] D. Glattli, “Course 11 - Introduction to Quantum Conductors,” in *Quantum Entanglement and Information Processing* (D. Estève, J.-M. Raimond, and J. Dalibard, eds.), vol. 79 of *Les Houches*, pp. 401–441, Elsevier, 2004.
- [67] F. Pennini and A. Plastino, “Diverging Fano factors,” *Journal of Physics: Conference Series*, vol. 246, p. 012030, sep 2010.