

Target Defense against Sequentially Arriving Intruders

Arman Pourghorban, Michael Dorothy, Daigo Shishika, Alexander Von Moll, and Dipankar Maity

Abstract

We consider a variant of the target defense problem where a single defender is tasked to capture a sequence of incoming intruders. The intruders' objective is to breach the target boundary without being captured by the defender. As soon as the current intruder breaches the target or gets captured by the defender, the next intruder appears at a random location on a fixed circle surrounding the target. Therefore, the defender's final location at the end of the current game becomes its initial location for the next game. Thus, the players pick strategies that are advantageous for the current as well as for the future games. Depending on the information available to the players, each game is divided into two phases: *partial information* and *full information phase*. Under some assumptions on the sensing and speed capabilities, we analyze the agents' strategies in both phases. We derive equilibrium strategies for both the players to optimize the capture percentage using the notions of *engagement surface* and *capture circle*. We quantify the percentage of capture for both finite and infinite sequences of incoming intruders.

Keywords: Target-defense, Pursuit-evasion, Reach-avoid, Partial information games, Target-Attacker-Defender games.

I. INTRODUCTION

Considering the increase of usage and applications of robots in securing and supervising regions, considerable research has been focused on the problem of guarding a target. Isaacs [1] first analyzed a two-player differential game in which the *pursuer* is tasked to chase an *evader*. Since his pioneering work, several extensions to pursuit-evasion games (PEGs) have been proposed, which incorporate real-world constraints such as obstacles [2], sensing limitations [3] and visibility constraints [4]. Similarly, different variations of PEGs have also been investigated in the literature. Among these, the Target-Attacker-Defender (TAD) games [5], [6] and the reach-avoid games [7]–[9] are of particular interest for our work. In the TAD game framework, the target and the defender form a team to guard the former from being intercepted by an attacker/intruder; whereas the attacker tries to intercept the target before getting intercepted/captured by the defender. In reach-avoid games, the attackers attempt to *reach* certain regions while *avoiding* the defenders that try to prevent them from reaching their designated areas.

Perimeter defence games are a variant of the reach-avoid and TAD games. In this variation, a group of intruders is tasked to breach a target and the defenders' job is to capture these intruders before they reach the target perimeter. In some cases, the defenders' motion is constrained on the target perimeter [10], [11] and in other cases they move freely in the environment [12]. The percentage of captured intruders is of particular interest in this type of games, whereas in other variations of PEGs, the capture distance and/or the fuel consumption is of primary interest [13].

In this paper, we consider the problem of guarding a circular target region from incoming intruders. All the agents (target, intruders, and defender) have limited sensing regions. Therefore, they may not have information about their opponents all the time. This sensing limitation enforces them to consider both positional and sensing vantage points while choosing their strategies. The intruders appear randomly at a fixed distance from the target

A. Pourghorban and D. Maity are with the Department of Electrical and Computer Engineering, at The University of North Carolina at Charlotte, NC, 28223, USA. Emails: apourgho@uncc.edu, dmaity@uncc.edu

M. Dorothy is with the Computational and Information Sciences Directorate, Army Research Laboratory, APG, MD, 20783, USA. Email: michael.r.dorothy.civ@mail.mil

D. Shishika is with the Mechanical Engineering Department, at George Mason University, Fairfax, VA, 22030, USA. Email: dshishik@gmu.edu

A. Von Moll is with Control Science Center, Air Force Research Laboratory, WPAFB, OH, 45433, USA. Email: alexander.von_moll@us.af.mil

This research is supported by the ARL grant ARL DCIST CRA W911NF-17-2-0181. The views expressed in this paper are those of the authors and do not reflect the official policy or position of the United States Air Force, United States Army, Department of Defense, United States Government, or its components.

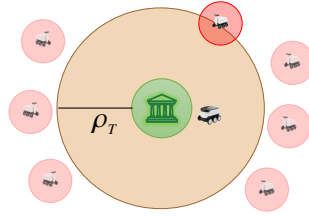


Fig. 1. ■: Target region with radius r_T , ■: intruders sensing region with radius ρ_A , ■: Target's sensing annulus with radius ρ_T .

center (see Fig. 1). We consider a sequential arrival of the intruders in the sense that, at any time, exactly one intruder tries to breach the target boundary. Once the current intruder succeeds or gets captured, the next intruder appears. This is a natural extension to the work in [12] where the target had to be defended from a *single* intruder instead of a sequence of intruders. Similar problems have been studied in [14]–[17] where multiple intruders may attempt to breach the target at the same time. However, in these works, the strategies for the intruders are simple and *fixed* a priori. More specifically, these works assume that the intruders come directly at the target and they do not try to evade while being captured. Furthermore, these works do not consider sensing capability for the intruders. In contrast to these works, we show that the sensing capability results in a particular type of evasive maneuver where the intruders can *force* the defender to pursue them and thus the defender ends up capturing the intruders at locations which are advantageous for the next intruders to increase their target breaching probability.

Due to the sequential arrival of the intruders, our problem becomes a sequence of one-vs-one games where the next game starts as soon as the current game ends. We study this problem by decomposing each one-vs-one game into two phases: *partial* and *full information phases*. Each one-vs-one game starts with the partial information phase and then either it proceeds to the full information phase or the game is terminated in the breach of the target. The objective of the defender (intruders) is to maximize (minimize) the percentage captured intruders.

The main contributions of this paper are: (i) Formulating and solving a sensing limited target defense game against sequentially incoming intruders where the intruders are equipped with a limited range sensor through which they can detect the defender from a certain distance and take evasive maneuver, (ii) Analyzing the equilibrium strategies for the agents by defining and using the concepts of *engagement surface* and *capture circle* where the former provides the favourable configurations to engage with an intruder and the latter is the set of all possible capture locations. Under the equilibrium strategies, the set of all possible capture locations become a a circle with fixed radius and center, (iii) Analytically computing the capture percentage under both finite and infinite number of intruder arrivals. (iv) Numerically validating (using Monte-Carlo type random trials of experiments) the theoretically found capture probability, and finally, (v) Characterizing the relationship between the capture probability and the problem parameters (e.g., sensing radius, speed ratio etc.) through simulations.

The rest of the paper is organized as follows: In Section II, we formulate our problem, provide the assumptions for this work, and discuss some useful definitions and necessary background materials. The two phases (*partial* and *full information*) of the one-vs-one games are discussed in Sections III and IV, respectively. We analyze the whole game for the entire sequence of arrivals in Section V and describe the progression of the game in Algorithm 1. In this section we also derive the capture percentage. Numerical results are discussed in Section VI. We conclude the paper in Section VII.

Notation: All vectors are denoted with lowercase bold symbols, e.g., \mathbf{x} . We use $\hat{\mathbf{u}}(\theta)$ to denote the unit vector $[\cos \theta, \sin \theta]^\top$.

II. PROBLEM FORMULATION

We consider a target guarding problem in \mathbb{R}^2 where a defender is tasked to protect a circular target region $\mathcal{R}_T = \{\mathbf{x} \in \mathbb{R}^2 \mid \|\mathbf{x}\| \leq r_T\}$ from an incoming sequence of intruders as schematically shown in Fig. 1. The target has a sensing annulus of radius ρ_T through which it can detect the presence of an intruder within this annulus region. We will refer to this annulus as *Target Sensing Region (TSR)*. The intruders appear on the TSR boundary sequentially. That is, the next intruder appears on the TSR boundary as soon as the current one gets captured by the defender or breaches the target. Typically in these types of games, the intruders are able to *escape* from

the TSR and the defender is unable to pursue those intruders afterwards [12]. To prevent this scenario, we will consider a large enough TSR (see our parametric assumptions in (2)) so that an intruder is not able to escape when it does not have a strategy to breach the target. Therefore, each one-vs-one game terminates either in *breach* of the target or in *capture* of the intruder. Each intruder appears at the TSR boundary randomly with a *uniform probability* that is *independent* of the previous arrivals. Due to the random arrivals, the number of capture (equivalently, the percentage of capture) is a random variable. The objective of this work is to find a strategy for the defender that maximizes the expected percentage of capture. We will consider both the cases of finite and infinite sequences of arrivals and analyze the expected percentage of capture for both cases.

Let $\mathbf{x}_A(t), \mathbf{x}_D(t) \in \mathbb{R}^2$ denote the positions of the intruder and the defender at time t . Both the defender and intruder are assumed to have first-order dynamics, i.e.,

$$\dot{\mathbf{x}}_A = v_A \hat{\mathbf{u}}(\psi_A), \quad \dot{\mathbf{x}}_D = v_D \hat{\mathbf{u}}(\psi_D), \quad (1)$$

where the defender (intruder) directly controls its speed and heading angle by selecting v_D and ψ_D (v_A and ψ_A), respectively. In this problem, we assume that the defender and the intruder have the speed limit of 1 and ν , respectively, i.e., $|v_D(t)| \leq 1$ and $|v_A(t)| \leq \nu$ for all t . Furthermore, we assume that $\nu < 1$, i.e., the defender is faster. Without the constraint $\nu < 1$, it is impossible for the defender to prevent *any* breaching and the percentage of capture will be zero. Thus the outcome of the game is trivial for $\nu \geq 1$.

After arriving at the TSR boundary, the intruder moves radially toward the target center with maximum speed until it senses the defender. The target and the defender work as a team and whenever an intruder is within the TSR, the defender has access to the intruder's instantaneous position $\mathbf{x}_A(t)$. The intruder is also equipped with its own sensor and is able to sense the defender only if they are within a distance of ρ_A or less. Using this sensing capability, the intruder is able to find the right breaching point on the target, or able to get out of the TSR uncaptured, or is able to evade for some time before getting captured by the defender. This evasive maneuver is an important capability for the intruder because this forces the defender to pursue and capture the intruder at a location that is unfavorable for the defender to start the next game. Thus, while getting captured, each intruder can maximize the chances of winning for the next intruder, which would not have been possible if $\rho_A = 0$.

A. Parametric Assumptions

Agent's strategies and the overall outcome of this game depend on the game parameters r_T, ρ_A, ρ_T and ν . In this paper we focus on a specific parameter regime given by the following condition

$$\max\{(1 + 2\nu/(1-\nu^2))\rho_A, \quad \nu r_T + 2\rho_A\nu^2/(1-\nu^2)\} \leq \rho_T \quad (2)$$

The first condition (i.e., $(1 + 2\nu/(1-\nu^2))\rho_A \leq \rho_T$) is necessary to ensure that there exists a strategy for the defender to capture the intruder inside the TSR. Otherwise, the intruder can *evade* outside the TSR where the defender cannot detect it. Thus, there can be a deadlock situation where every time the intruder cannot breach it gets out of the TSR and keeps trying indefinitely (and thus, not allowing any other intruders to appear). The second condition (i.e., $\nu r_T + 2\rho_A\nu^2/(1-\nu^2) \leq \rho_T$) is to ensure that if the defender does not have a strategy to capture the intruder and loses the current game, then it has enough time to reach the target center from the *capture circle* (to be defined later) before this intruder breaches the target boundary and the next game starts. The need for these assumptions will be apparent from Remark 1.

B. Apollonius Circle and its Importance

Given the locations $\mathbf{x}_A(t)$ and $\mathbf{x}_D(t)$ of the agents at time t , one can construct the locus of the points \mathbf{x} such that the ratio of the distances from \mathbf{x} to $\mathbf{x}_A(t)$ and to $\mathbf{x}_D(t)$ is ν , i.e.,

$$\|\mathbf{x} - \mathbf{x}_A(t)\| = \nu\|\mathbf{x} - \mathbf{x}_D(t)\|.$$

For $\nu < 1$, the set of such points lie on a circle with center $\mathbf{x}_C(t)$ and radius $r_C(t)$ given by

$$\mathbf{x}_C(t) = \alpha\mathbf{x}_A(t) - \beta\mathbf{x}_D(t), \quad r_C(t) = \gamma\|\mathbf{x}_A(t) - \mathbf{x}_D(t)\|, \quad (3)$$

where

$$\alpha = (1 - v^2)^{-1}, \quad \gamma = v\alpha, \quad \beta = v\gamma.$$

The interior of the Apollonius circle is called the intruder's *dominance region*. That is, the intruder can reach any point within this region before getting captured. Both agents can reach any point on the perimeter of the Apollonius circle at the same time. The following result from [18, Theorem 1] shows that the intruder *cannot* exit the Apollonius circle without getting captured. That is, any point outside of the Apollonius circle is the dominance region of the defender.

Lemma 1 ([18]): Regardless of the strategy of the intruder, the defender has a strategy to capture the intruder arbitrarily close to the Apollonius circle. △

Therefore, the Apollonius circle is a crucial component in the analysis of our game as it uniquely determines the reachable set of the intruder before it gets captured.

C. Game Phases and Guarded Arc

Full information phase: In this phase, both agents can sense each other, i.e., $\|\mathbf{x}_A(t)\| < r_T + \rho_T$ and $\|\mathbf{x}_A(t) - \mathbf{x}_D(t)\| \leq \rho_A$.

Partial/Asymmetric information phase: In this phase only the defender sees the intruder, i.e., $\|\mathbf{x}_A(t)\| < r_T + \rho_T$ and $\|\mathbf{x}_A(t) - \mathbf{x}_D(t)\| > \rho_A$. In this phase, the intruder comes radially toward the target until it senses the defender at which point the full information phase starts.

Lemma 2: Let the defender is located at $r\hat{\mathbf{u}}(\theta_D)$ with $r \leq \tilde{\rho}_T \triangleq \rho_T + r_T$. This defender can capture any intruder incoming at an angle of θ_A such that

$$|\theta_A - \theta_D| \leq \begin{cases} \Theta_g & \text{if } r > \frac{\rho_T}{v} - r_T, \\ \pi & \text{otherwise,} \end{cases}$$

where

$$\Theta_g = 2 \cos^{-1} \left(\sqrt{\frac{((r_T + vr)^2 - (\tilde{\rho}_T - vr_T)^2)((\tilde{\rho}_T + vr_T)^2 - (vr - r_T)^2)}{16v^2 r_T^2 \tilde{\rho}_T}} \right).$$

Proof: A proof of this lemma is omitted due to space limitation. △

The above lemma shows that if the defender is located within $\rho_T/v - r_T$ distance from the target center then it can capture any incoming intruder. Otherwise, it can capture only the intruders that are coming with an (absolute) angular separation of no more than Θ_g . We further notice that Θ_g depends on the radial position of the defender (i.e., r), and the nature of this dependence is presented in the following corollary.

Corollary 1: Θ_g is a decreasing function of r . △

Proof: A proof of this corollary is omitted due to space limitation. ■

Therefore, it is desirable for the defender to stay as close to the target center as possible. This observation will be an instrumental component in determining the strategies for the defender and the intruders.

Next we analyze each of the game phases in detail.

III. PARTIAL INFORMATION PHASE

In this phase, the intruder moves radially toward the center of the target with full speed until it senses the defender and starts the *full information phase*.¹ The defender's objective in this phase is to leverage the sensing (information) advantage it has and use it to start the next phase in a favorable configuration. Therefore, to discuss the strategy of the defender in this phase, we need to understand what configurations are favorable for the next phase and whether such a configuration is achievable by the defender. This is discussed in the following.

¹In this phase, the defender has information about the intruder's location and can strategically position itself to capture this intruder whenever capture is possible. On the other hand, if the intruder does not come radially toward the target center, it spends a longer time within the TSR without knowing which direction is beneficial to move for avoiding the defender, which only benefits the defender. A formal proof of the last statement is beyond the scope of this paper and we simply assume that the intruders are prescribed to move radially in this phase.

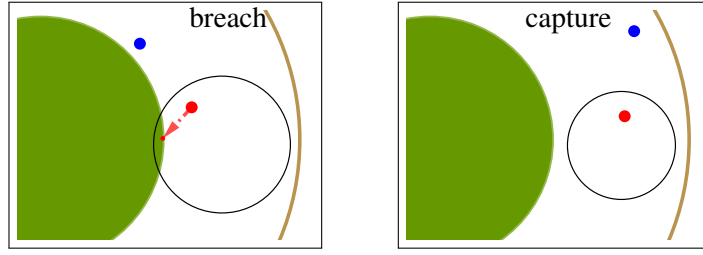


Fig. 2. The blue and red dots represent the positions of the defender and the intruder, respectively. The green region is a part of the circular target and the brown arc represents a part the TSR boundary. The black circles represent the Apollonius circles. In the left figure the intruder can breach the target. Such a breaching location is shown by the dashed red vector. The right figure shows a configuration that leads to capture.

A. Engagement Surface

Suppose the full information phase starts after a τ amount of time from the appearance of the intruder at the TSR boundary. Without any loss of generality, we assume that each intruder appears on the TSR boundary at time 0 at the point $[r_T + \rho_T, 0]$. Since the intruder moves radially toward the target center with maximum velocity during the partial information phase, the intruder shall be at a location $\mathbf{x}_A(\tau) = [r_T + \rho_T - \tau v, 0]^T$ at time τ when the *full information phase* starts, i.e., the intruder first senses the defender. Let the defender be located at a θ angle on intruder's sensing boundary at that time, i.e.,

$$\mathbf{x}_D(\tau) = \mathbf{x}_A(\tau) + \rho_A \hat{\mathbf{u}}(\theta). \quad (4)$$

Therefore, from (3), the center of the Apollonius circle is at $\mathbf{x}_C(\tau) = \mathbf{x}_A(\tau) - \beta \rho_A \hat{\mathbf{u}}(\theta)$ and the radius is $\gamma \rho_A$. To guarantee capture of the intruder, the Apollonius circle must be contained within the TSR without intersecting with interior of the target, i.e.,

$$\|\mathbf{x}_C(\tau)\| \geq r_T + \gamma \rho_A, \quad (5a)$$

$$\|\mathbf{x}_C(\tau)\| \leq r_T + \rho_T - \gamma \rho_A. \quad (5b)$$

Notice that, due to properties of the Apollonius circle and Lemma 1, equation (5) is necessary and sufficient to ensure capture. See Fig. 2 for a graphical representation. Satisfiability of the two conditions in (5) depends on the choice of τ and θ in (4), and there could be multiple such choices for τ and θ . We next analyze which of these choices are going to help the defender in the current game and maximize the probability of winning the subsequent games.

Since the next intruder appears at the TSR boundary as soon as the current one is captured (or breaches the target), the defender needs to ensure that the current one is captured at a location that maximizes the chance of capturing the next one. Recall from Corollary 1 that the *capture angle* is maximized if the defender is able to capture the current one as close to the target center as possible. Or in other words, the Apollonius circle should be as close to the target center as possible while satisfying (5). Therefore, θ and τ should be chosen such that the Apollonius circle is tangent to the target boundary, i.e.,

$$\|\mathbf{x}_C(\tau)\| = r_T + \gamma \rho_A. \quad (6)$$

Notice that, due to Assumption (2), equation (6) ensures satisfaction of both the conditions in (5). Equation (6) simplifies to

$$\sin^2(\theta/2) = \frac{(r_T + \gamma \rho_A)^2 - (r_T + \rho_T - \tau v - \beta \rho_A)^2}{4\beta \rho_A (r_T + \rho_T - \tau v)}, \quad (7)$$

which provides a feasible engagement time and location pair (τ, θ) . The locus of these engagement points, i.e., $\mathbf{x}_A(\tau_{\text{eng}}) + \rho_A \hat{\mathbf{u}}(\theta_{\text{eng}})$ is plotted in Fig. 3.

Definition 1 (Engagement Surface): This is the collection of the pairs $(\tau_{\text{eng}}, \theta_{\text{eng}})$ that satisfy (7). That is, $\mathcal{S}_{\text{engagement}} = \{(\theta_{\text{eng}}, \tau_{\text{eng}}) : \theta_{\text{eng}}, \tau_{\text{eng}} \text{ satisfy (7)}\}$. Δ

If the *full information phase* starts at a point on the *engagement surface*, then (6) is satisfied and due to Assumption (2) and Lemma 1 the intruder cannot breach or get out of the TSR before getting captured. Therefore,

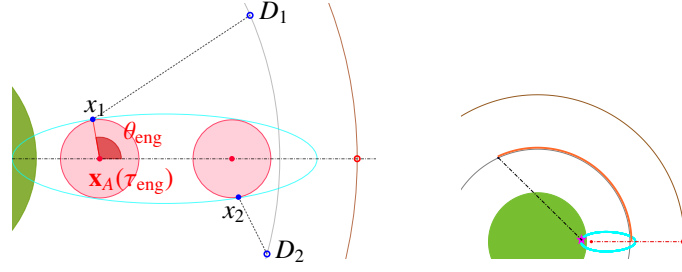


Fig. 3. (Left) The cyan oval-shaped curve represents the locus of the engagement points $\mathbf{x}_A(\tau_{\text{eng}}) + \rho_A \hat{\mathbf{u}}(\theta_{\text{eng}})$. We demonstrate two configurations where a defender D_1 (or D_2) starts the full information phase by engaging at the point x_1 (or x_2) when the intruder is at $\mathbf{x}_A(\tau_{\text{eng}})$. (Right) The zoomed out version of the left figure. The outer most (brown) arc represents a part of the TSR boundary. The gray arc is the *capture circle*. The orange part of the capture circle represents all the possible locations of the defender such that it can reach the magenta star before time τ_{eng} . The magenta star represents one possible engagement point. The locations of the intruder at the time of engagement and its initial location on TSR boundary are shown using solid red dots and a hollow red circle, respectively. The trajectories taken by the agents are shown using (dotted-)dashed lines.

the intruder's objective in this case is to get captured the farthest from the target center. This will increase the breach probability for the next intruder due to Corollary 1. The farthest capture point will be at a radial location of $r_t + 2\gamma\rho_A$ since the radius of Apollonius circle is $\gamma\rho_A$ and the center is at a distance $r_t + \gamma\rho_A$ from the target center (see (6)). The circle with radius $r_t + 2\gamma\rho_A$ and concentric with the target is referred to as the *capture circle*, since all the captures of the intruders will happen on this circle.

B. Reachability to the Engagement Surface

Let the defender be located at a point $r\hat{\mathbf{u}}(\theta_D)$ at the time the intruder enters the TSR boundary at $[r_t + \rho_t, 0]^\top$. The following theorem provides the conditions on r and θ_D such that the defender is able to reach the engagement surface at $(\tau_{\text{eng}}, \theta_{\text{eng}}) \in \mathcal{S}_{\text{engage}}$.

Theorem 1 (Necessary): A necessary condition for a defender located at $r\hat{\mathbf{u}}(\theta_D)$ to reach $(\tau_{\text{eng}}, \theta_{\text{eng}}) \in \mathcal{S}_{\text{engage}}$ before getting detected by the intruder is $\theta_D \leq \theta_{\text{max}}(\tau_{\text{eng}}, \theta_{\text{eng}})$, where

$$\theta_{\text{max}}(\tau_{\text{eng}}, \theta_{\text{eng}}, r) = \cos^{-1} \left(\frac{r_{\text{eng}}^2 + r^2 - \tau_{\text{eng}}^2}{2r_{\text{eng}}r} \right) + \phi_{\text{eng}} \quad (8)$$

$$\phi_{\text{eng}} = \sin^{-1} \left(\frac{\rho_A \sin(\theta_{\text{eng}})}{r_{\text{eng}}} \right)$$

$$r_{\text{eng}} = \left((r_t + \rho_t - \tau_{\text{eng}}v - \rho_A)^2 + 4(r_t + \rho_t - \tau_{\text{eng}}v)\rho_A \cos^2(\theta_{\text{eng}}/2) \right)^{1/2}. \quad \Delta$$

Proof: The proof is omitted due to space limitation. ■

Theorem 1 provides the maximum allowed initial angular separation between the intruder and the defender to ensure capture. Since there are many possible engagement points $(\tau_{\text{eng}}, \theta_{\text{eng}})$, we shall optimize over $(\tau_{\text{eng}}, \theta_{\text{eng}})$ to maximize $\theta_{\text{max}}(\tau_{\text{eng}}, \theta_{\text{eng}})$. Without loss of generality, henceforth we will denote $(\tau_{\text{eng}}, \theta_{\text{eng}})$ to be the one that maximizes $\theta_{\text{max}}(\tau_{\text{eng}}, \theta_{\text{eng}})$.

Theorem 1 gives the necessary condition on the defender's initial location to ensure reachability to the engagement surface. However, the theorem does not provide any guarantee whether the defender will be detected by the intruder along its way to \mathbf{x}_{eng} . For example, a scenario like the one presented in Fig. 4 may occur. In the following theorem we formally prove that a scenario like Fig. 4 shall not occur under a certain condition on r . In other words, the necessary condition in Theorem 1 is also sufficient.

Theorem 2 (Sufficient): If $r \leq r_t + \rho_t - \rho_A$, then $\theta_D \leq \theta_{\text{max}}(\tau_{\text{eng}}, \theta_{\text{eng}})$ is a sufficient condition for a defender located at $r\hat{\mathbf{u}}(\theta_D)$ to reach $(\tau_{\text{eng}}, \theta_{\text{eng}}) \in \mathcal{S}_{\text{engage}}$ before getting detected by the intruder. Δ

Proof: The proof is omitted due to space limitation. ■

The following remark is due to Theorem 2 and Assumption (2). This remark is important for analyzing the entire game with multiple arrivals.

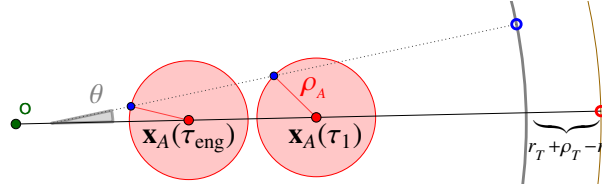


Fig. 4. ● and ● denote the location of the intruder and defender at times τ_1 and τ_{eng} . The hollow red and blue circles denote their initial locations. The brown arc denotes a part of the TSR boundary. The gray arc has a radius of r and it is concentric to the target center (denoted by the green point O). The defender moves along the dotted line. The angle between the defender's path and the intruder's path is denoted by θ .

Remark 1: If a defender is located on the *capture circle* at the time an intruder appears on the TSR boundary, then $r = r_T + 2\gamma\rho_A < r_T + \rho_T - \rho_A$ due to Assumption (2). Therefore, if $\theta_D \leq \theta_{\max}(\tau_{\text{eng}}, \theta_{\text{eng}})$ then due to Theorem 2, the defender is able to reach the engagement surface and the intruder will then be captured on the *capture circle*. As a consequence, the condition (on r) for Theorem 2 will be satisfied for the next game too. On the other hand, if $\theta_D > \theta_{\max}(\tau_{\text{eng}}, \theta_{\text{eng}})$, then the defender will lose the current game. Therefore, in that case, the defender goes back to the target center to ensure that it wins the next game with probability 1. Due to the Assumption that $\rho_T/v > r_T + 2\gamma\rho_A$ in (2), the defender can reach the target center before the next game starts. \triangle

Based on the above remark, we conclude this section with the following proposition on the defender's strategy during the partial information phase.

Proposition 1 (Defender Strategy): If $\theta_D > \theta_{\max}(\tau_{\text{eng}}, \theta_{\text{eng}})$, then the optimal strategy for the defender is to go to the center of the target, otherwise, it should go to the point $(\tau_{\text{eng}}, \theta_{\text{eng}}) \in S_{\text{engage}}$ to start the full information phase. \triangle

Proof: When $\theta_D > \theta_{\max}(\tau_{\text{eng}}, \theta_{\text{eng}})$, the defender is not able to reach to *engagement surface*, and therefore, at the full information phase the Apollonius circle will have an intersection with the target. This will lead to a breach. Therefore, the defender's attempt to engage with the intruder is futile and at the end of this engagement the defender might be at a non-zero radial location which will decrease its probability of winning the next game (Corollary 1). Thus, an *optimal* strategy for the defender is to maximize the probability of the next game, which is achieved by being closest to the target center.

On the other hand, when $\theta_D \leq \theta_{\max}(\tau_{\text{eng}}, \theta_{\text{eng}})$, then the defender can reach the engagement surface or it may choose not to engage with this intruder and rather position itself better for the next intruder. Given that the intruders are arriving on the TSR boundary with uniform probability, it can be verified (by considering the expected number of captures) that the *optimal* choice is to engage with the current intruder since it is going to be a win with probability 1 (and some strictly positive probability for capturing the next). ■

IV. FULL INFORMATION PHASE

In the previous section we discussed the favourable configurations for starting the *full information* game and derived the conditions on the defender's location to ensure that such a favorable configuration is achievable. In this section we discuss the progression of the game once the engagement starts.

As soon as the intruder detects the defender, it can compute the instantaneous Apollonius circle and verify whether the configuration leads to a breach or capture. Recall from Lemma 1 that the intruder cannot get out of this Apollonius circle without being captured. Therefore, if breach is possible (i.e., the Apollonius circle has a nonempty intersection with the interior of the target), then the intruder moves toward a breaching point (see left image in Fig. 2). Otherwise, the intruder picks a strategy to draw the defender farthest away from the target center. In this way, the intruder ensures the radial distance of the defender is maximized before the next game starts and the defender has a lesser guarding angle (see Corollary 1). The following lemma provides the strategy for an intruder that gets captured.

Lemma 3: The intruder goes to the point \mathbf{x}_p in a straight line with maximum velocity, where

$$\mathbf{x}_p = \mathbf{x}_A(\tau_{\text{eng}}) - \beta\rho_A \hat{\mathbf{u}}(\theta_{\text{eng}}) + \gamma\rho_A \hat{\mathbf{u}}(\varphi)$$

Where φ is equal to:

$$\varphi = \tan^{-1} \left(\frac{\beta \rho_A \sin(\theta_{\text{eng}})}{\beta \rho_A \cos(\theta_{\text{eng}}) - (r_T + \rho_T - \tau_{\text{eng}} \nu)} \right) \quad (9)$$

Δ

Proof: The full information phase starts with intruder being at $\mathbf{x}_A(\tau_{\text{eng}}) = [r_T + \rho_T - \tau_{\text{eng}} \nu, 0]^\top$ and the defender being at $\mathbf{x}_D(\tau_{\text{eng}}) = \mathbf{x}_A(\tau_{\text{eng}}) + \rho_A \hat{\mathbf{u}}(\theta_{\text{eng}})$. Therefore, from (3)

$$\mathbf{x}_C(\tau_{\text{eng}}) = \mathbf{x}_A(\tau_{\text{eng}}) - \beta \rho_A \hat{\mathbf{u}}(\theta_{\text{eng}}) = (r_T + \gamma \rho_A) \hat{\mathbf{u}}(\varphi),$$

where φ is given (9). Thus, the farthest point on the Apollonius circle from the target center is at

$$\mathbf{x}_p = \mathbf{x}_C(\tau_{\text{eng}}) + \gamma \rho_A \hat{\mathbf{u}}(\varphi).$$

By substituting the expression of $\mathbf{x}_C(\tau_{\text{eng}})$ in the above equation, the lemma is proved. \blacksquare

V. ANALYSIS OF THE GAME

The first game starts with defender being at the target center. Due to Assumption (2) and Lemma 2, this leads to a capture of the first intruder with probability 1. The defender is on the *capture circle* at the end of the first game. Afterwards, at the end of each game it will either be on the capture circle or on the target center depending on the arrival angles of the intruders. The defender strategy (and the progression of the game) is described by the following algorithm.

Algorithm 1 Defender's Strategy

```

1: Initialize  $\mathbf{x}_D \leftarrow [0, 0]^\top$ ,  $N_{\text{capture}} \leftarrow 0$ , and  $N$ 
2: for  $n = 1 : N$  do
3:    $\theta_A \sim \mathcal{U}(-\pi, \pi)$  ▷ Uniform random arrival of intruder
4:   if  $\mathbf{x}_D$  is at target center then ▷ Capture happens
5:      $\mathbf{x}_{\text{eng}} \leftarrow (r_T - \rho_A / (1 + \nu)) \hat{\mathbf{u}}(\theta_A)$ 
6:     Defender goes to  $\mathbf{x}_{\text{eng}}$ 
7:      $N_{\text{capture}} \leftarrow N_{\text{capture}} + 1$ 
8:      $\mathbf{x}_D \leftarrow (r_T + 2\gamma \rho_A) \hat{\mathbf{u}}(\theta_A)$  ▷  $\mathbf{x}_D$  after capture
9:   else if  $\mathbf{x}_D = (r_T + 2\gamma \rho_A) \hat{\mathbf{u}}(\theta_D)$  then
10:    if  $|\theta_D - \theta_A| \leq \theta_{\text{max}}$  then ▷ Capture happens
11:       $\mathbf{x}_{\text{eng}} \leftarrow \mathbf{x}_A(\tau_{\text{eng}}) + \rho_A \hat{\mathbf{u}}(\theta_{\text{eng}})$ 
12:      Defender goes to  $\mathbf{x}_{\text{eng}}$ 
13:       $N_{\text{capture}} \leftarrow N_{\text{capture}} + 1$ 
14:       $\mathbf{x}_D \leftarrow \mathbf{x}_p$  from Lemma 3 ▷  $\mathbf{x}_D$  after capture
15:    else ▷ Breach happens
16:      Defender goes to the target center
17:       $\mathbf{x}_D \leftarrow [0, 0]^\top$ 
18:    end if
19:  end if
20: end for

```

A. Percentage of capture

If the defender is located at the target center, then capture is guaranteed regardless of the angle θ_A the intruder appears at the TSR boundary. Otherwise (when it is on *capture circle*), it can only capture the intruders that appear on the TSR boundary with an angular separation of θ_{max} (Theorems 1, 2). Given that the intruders appear on the TSR boundary independently with uniform probability, the capture probability is

$$p^* \triangleq \frac{\theta_{\text{max}}}{\pi}. \quad (10)$$

B. Percentage of Capture with Finite Arrival of Intruders

As discussed before, the first intruder gets captured with probability 1. After the first capture, the defender is on the *capture circle* and can capture the next randomly appearing intruder with probability p^* . If the next intruder is captured, then the defender will remain on the *capture circle*; otherwise, it will be at the target center at the time the third game starts. This process is repeated as the intruders keep coming.

Every time the defender goes back to the center of the target (i.e., an intruder is able to breach) we call this a *reset* of the game. The (random) sequence of capture in-between two *resets* is called a *travel*. The length of a *travel* is the number of captures in that travel. Let the random variable L_i denote the length of the i -th *travel*. Since each intruder appears independently with uniform probability at the TSR boundary, one may verify that L_i is a geometric random variable with

$$P(L_i = k) = (p^*)^{k-1}(1 - p^*), \quad (11)$$

for all positive integer k , where p^* is the quantity defined in (10). The probability of capturing a total of n intruders in $m(\leq n)$ travels is therefore

$$P\left(\sum_{i=1}^m L_i = n\right) = \binom{n-1}{m-1} (p^*)^{n-m} (1 - p^*)^m,$$

which follows a negative binomial distribution.

Let N denote the total number of intruders that have arrived at the TSR boundary so far and S_N denote the number of *resets* at the end of the N -th game. Therefore, we have

$$N \geq \sum_{i=1}^{S_N} L_i + S_N$$

with probability almost surely. Notice that the event $\{S_N \leq m\}$ is equivalent to the event $\{\sum_{i=1}^{m+1} L_i + m \geq N\}$. Therefore,

$$\begin{aligned} P(S_N > m) &= 1 - P(S_N \leq m) \\ &= 1 - P\left(\sum_{i=1}^{m+1} L_i + m \geq N\right) \\ &= P\left(\sum_{i=1}^{m+1} L_i + m \leq N - 1\right) = \sum_{j=m+1}^{N-m-1} P\left(\sum_{i=1}^{m+1} L_i = j\right) \\ &= \sum_{j=m+1}^{N-m-1} \binom{j-1}{m} (p^*)^{j-m-1} (1 - p^*)^{m+1}. \end{aligned} \quad (12)$$

At the end of the N -th game, a total of S_N intruders have been able to breach, and therefore, the capture fraction is $(N - S_N)/N$, which is a random variable due to the randomness of S_N . From the (cumulative) distribution function of S_N in (12), we compute the expectation $\mathbb{E}[S_N]$ at the end of the N -th game, from which we find the expected percentage of capture at the end of the N -th game to be

$$\text{percentage}(N) = \frac{N - \mathbb{E}[S_N]}{N} \times 100, \quad (13)$$

for any finite N .

C. Percentage of Capture with Infinite Arrival of Intruders

After the k -th travel, the total number of captures is $\sum_{i=1}^k L_i$ and the total number of breach is k . Therefore, the capture fraction $c(k)$ after the k -th travel is

$$c(k) = \frac{\sum_{i=1}^k L_i}{\sum_{i=1}^k L_i + k}.$$

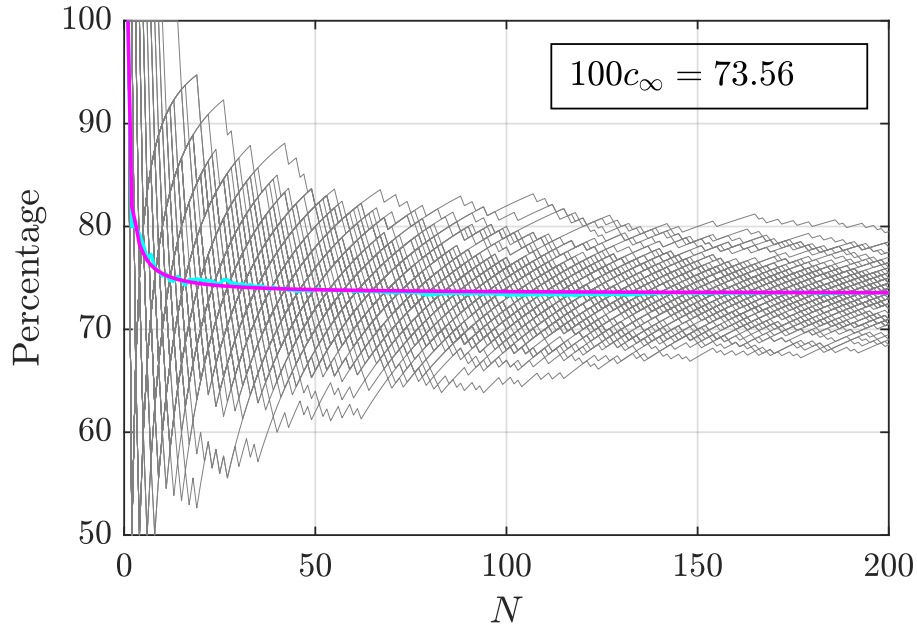


Fig. 5. Percentage of Capture versus number of arrivals from 100 trials. Each trial is represented with a gray line. Their empirical average is represented by the cyan line. The magenta line represents the theoretically predicted capture percentage in (13).

Notice that, $c(k)$ is a random variable for each k since L_i 's are random variables. For the case of infinite arrival of intruders the number of resets (i.e., k) also approaches infinity. We take the limit $k \rightarrow \infty$ to obtain the asymptotic capture fraction c_∞ . Therefore,

$$c_\infty = \lim_{k \rightarrow \infty} c(k) = \frac{\lim_{k \rightarrow \infty} \frac{1}{k} \sum_{i=1}^k L_i}{\lim_{k \rightarrow \infty} \frac{1}{k} \sum_{i=1}^k L_i + 1}.$$

Although $c(k)$ is a random variable, due to the (strong) law of large numbers we obtain that $\frac{1}{k} \sum_{i=1}^k L_i \rightarrow \mathbb{E}[L_i]$ almost surely as $k \rightarrow \infty$. Recall that L_i is a geometric random variable and from (11), we obtain that $\mathbb{E}[L_i] = 1/(1-p^*)$. After substituting $\lim_{k \rightarrow \infty} \frac{1}{k} \sum_{i=1}^k L_i = 1/(1-p^*)$, we obtain $c_\infty = 1/(2-p^*)$. Therefore, the asymptotic percentage of capture is

$$\text{percentage}(\infty) = \frac{100}{2 - p^*}. \quad (14)$$

Using the expression of p^* from (10), we may also write $\text{percentage}(\infty) = 100\pi/(2\pi - \theta_{\max})$.

VI. SIMULATION RESULTS

We simulate the game with the following parameters $r_T = 5$, $\rho_A = 1$, $\rho_T = 10$, and $\nu = 0.8$. Under this parametric choice we conducted 100 random trials of the game. In each trial we considered a sequence of 200 incoming intruders that are uniform randomly generated on the TSR boundary. The percentage of capture for each trial is plotted in Fig. 5. The abscissa in this figure denotes the number of arrivals (N) and the ordinate denotes the percentage of capture (i.e., $100(1 - s_N/N)$) for that number of arrivals. We compute the empirical mean of the percentage of capture from these 100 random trials, and that is shown by the cyan line in Fig. 5. To compare this simulation result with our theoretical analysis, we plot the expected percentage (i.e., $\text{percentage}(N)$ from (13)) in the same figure using the magenta line. We observe that the empirical mean is very close to the theoretically predicted quantity. In this plot we also report the value of the asymptotic capture percentage (i.e., $100c_\infty$), and we notice that the random trials and $\text{percentage}(N)$ converge (\sim exponentially) to $100c_\infty$ as N increases. A short simulation video can be accessed at [19].

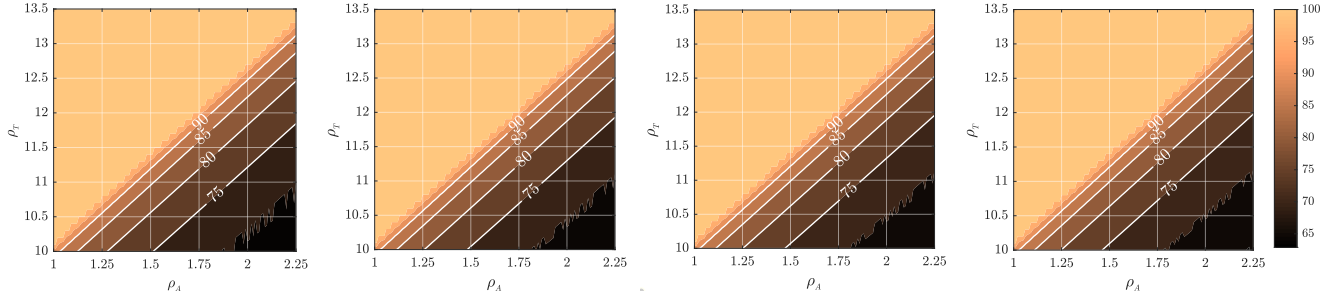


Fig. 6. Expected percentage of capture when ρ_A and ρ_T are varied for a fixed $\nu = 0.75$. From left to right, we plot the percentage capture for $N = 20, 50, 100$ and ∞ , respectively.

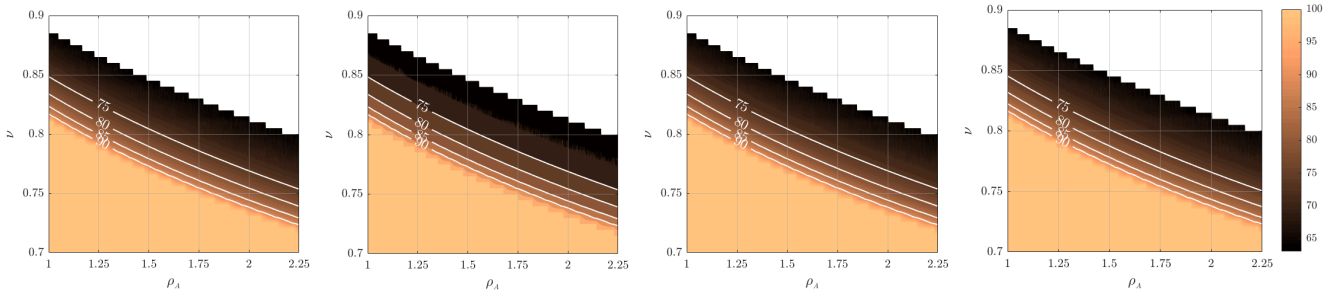


Fig. 7. Expected percentage of capture when ρ_A and ν are varied for a fixed $\rho_T = 12$. From left to right, we plot the percentage capture for $N = 5, 20, 50$ and ∞ , respectively.

A. Parameter variations

In the next simulation, we vary the parameters ν, ρ_A and ρ_T and plot the asymptotic and some of the finite time expected capture percentages in Figs. 6-7.

In Fig. 6, we fix $\nu = 0.75$ and vary the parameters ρ_A and ρ_T . We use (12)-(13) to compute $\text{percentage}(N)$ for $N = 20, 50$ and 100 . These are the first three subplots in Fig. 6. Then we use (14) to compute the asymptotic percentage, which is shown in the right-most plot in Fig. 6. One of the unexpected observations is to note that many of the level sets (i.e., curves with constant percentages) appear to be linear in the $\rho_A - \rho_T$ plane, which is not apparent from the nonlinear relationship between these parameters and θ_{\max} (or equivalently p^*) in Theorem 1. Another immediate observation is that the separation between these level sets is *not* proportional to the difference between the percentages. In fact, the separation among these lines monotonically decreases even though the percentage is increased at a regular interval.

For this particular experiment, the slope of these lines appear to be approximately 2.5. An immediate conclusion from this linear behavior is that for each unit of change in ρ_A , we need 2.5 units of change in ρ_T to maintain the same expected capture percentage (since the slope is 2.5). An interesting future direction would be to investigate these lines and find the relationship between their properties (e.g., slope and intercept) and the problem parameters (ν, r_T etc.).

Another observation from Fig. 6 is that the plots do not change much as we move from $N = 20$ to $N = \infty$. This is consistent with our observation in Fig. 5 where the expected capture percentage (the magenta line) quickly converges to the asymptotic capture percentage. While Fig. 5 showcases this behavior for one particular parameter setting, Fig. 6 demonstrates the same over a range of parameters.

Next we fixed ρ_T while varying ν and ρ_A to compute the expected capture percentages. This is plotted in Fig. 7. When the condition in (2) is not satisfied, we do not compute the capture percentages and hence some parts (top-right) of the plots in Fig. 7 are empty. Some level sets of the capture percentages are also plotted in these plots. Similar to the plots in Fig. 6, these plots also do not change a lot as we vary N .

VII. CONCLUSION

In this paper, we formulated a target defense game against a sequence of incoming intruders. At any time only one intruder attempts to breach the target, which decomposes the entire game into a sequence of 1-vs-1 games. The terminal configuration of the current game becomes the initial configuration for the next game. Based on the available sensor information, each game is divided into two phases and the strategies for both agents are derived for these two phases. We define the concept of *engagement surface* and *capture circle* to construct the strategies for the agents. We analyzed the entire game for both finite and infinite sequences of intruder arrivals and analytically computed the expected percentage of capture for both the cases. Numerical experiments demonstrate further interesting and unexpected characteristics in the levels sets (see discussion on Fig. 6).

A natural extension of this work would be to consider different arrival patterns for the intruders (e.g., periodic arrival, non-uniform probability of arrival locations, multiple arrivals). Furthermore, one may also consider a heterogeneous team for the intruders where different intruders may have different speed and sensing capabilities. Another possible extension is to consider a defender with its own sensing region.

REFERENCES

- [1] R. Isaacs, *Differential games: a mathematical theory with applications to warfare and pursuit, control and optimization*. Courier Corporation, 1999.
- [2] D. W. Oyler, P. T. Kabamba, and A. R. Girard, "Pursuit–evasion games in the presence of obstacles," *Automatica*, vol. 65, pp. 1–11, 2016.
- [3] S. D. Bopardikar, F. Bullo, and J. P. Hespanha, "On discrete-time pursuit-evasion games with sensing limitations," *IEEE Transactions on Robotics*, vol. 24, no. 6, pp. 1429–1439, 2008.
- [4] S. Bhattacharya and S. Hutchinson, "On the existence of nash equilibrium for a two player pursuit-evasion game with visibility constraints," in *Algorithmic Foundation of Robotics VIII*. Springer, 2009, pp. 251–265.
- [5] L. Liang, F. Deng, Z. Peng, X. Li, and W. Zha, "A differential game for cooperative target defense," *Automatica*, vol. 102, pp. 58–71, 2019.
- [6] E. Garcia, D. W. Casbeer, and M. Pachter, "Optimal strategies for a class of multi-player reach-avoid differential games in 3D space," *IEEE Robotics and Automation Letters*, vol. 5, no. 3, pp. 4257–4264, 2020.
- [7] —, "Optimal strategies for a class of multi-player reach-avoid differential games in 3d space," *IEEE Robotics and Automation Letters*, vol. 5, no. 3, pp. 4257–4264, 2020.
- [8] M. Chen, Z. Zhou, and C. J. Tomlin, "A path defense approach to the multiplayer reach-avoid game," in *53rd IEEE conference on decision and control*. IEEE, 2014, pp. 2420–2426.
- [9] R. Deng, R. Yan, W. Zhang, Z. Shi, and Y. Zhong, "Receding horizon defense strategy for reach-avoid games with uncertainties via pairwise outcomes," in *2021 40th Chinese Control Conference (CCC)*, 2021, pp. 5401–5406.
- [10] D. Shishika, J. Paulos, and V. Kumar, "Cooperative team strategies for multi-player perimeter-defense games," *IEEE Robotics and Automation Letters*, vol. 5, no. 2, pp. 2738–2745, 2020.
- [11] D. Shishika, J. Paulos, M. R. Dorothy, M. Ani Hsieh, and V. Kumar, "Team composition for perimeter defense with patrollers and defenders," in *2019 IEEE 58th Conference on Decision and Control (CDC)*, 2019, pp. 7325–7332.
- [12] D. Shishika, D. Maity, and M. Dorothy, "Partial information target defense game," in *2021 IEEE International Conference on Robotics and Automation (ICRA)*, 2021, pp. 8111–8117.
- [13] R. Sarkar, D. Patil, A. K. Mulla, and I. N. Kar, "Finite-time consensus tracking of multi-agent systems using time-fuel optimal pursuit evasion," *IEEE Control Systems Letters*, vol. 6, pp. 962–967, 2021.
- [14] A. Adler, O. Mickelin, R. K. Ramachandran, G. S. Sukhatme, and S. Karaman, "The role of heterogeneity in autonomous perimeter defense problems," *arXiv preprint arXiv:2202.10433*, 2022.
- [15] S. Bajaj, E. Torng, S. D. Bopardikar, A. Von Moll, I. Weintraub, E. Garcia, and D. W. Casbeer, "Competitive perimeter defense of conical environments," *arXiv preprint arXiv:2110.04667*, 2021.
- [16] D. G. Macharet, A. K. Chen, D. Shishika, G. J. Pappas, and V. Kumar, "Adaptive partitioning for coordinated multi-agent perimeter defense," in *2020 IEEE/RSJ International Conference on Intelligent Robots and Systems (IROS)*. IEEE, 2020, pp. 7971–7977.
- [17] S. Bajaj and S. D. Bopardikar, "Dynamic boundary guarding against radially incoming targets," in *IEEE 58th Conference on Decision and Control*, 2019, pp. 4804–4809.
- [18] M. Dorothy, D. Maity, D. Shishika, and A. Von Moll, "One apollonius circle is enough for many pursuit-evasion games," *arXiv preprint arXiv:2111.09205*, 2021.
- [19] A. Pourghorban, "Animations of target defense against sequentially arriving attackers," <https://drive.google.com/drive/folders/1lgX-md5GUT6V7Ufiso-F43rFRLIDTfoG?usp=sharing>.