
Curiosity creates Diversity in Policy Search

Paul-Antoine Le Tolguenec

ISAE Supaero, Airbus
paul-antoine.le-tolguenec@airbus.com

Emmanuel Rachelson

ISAE Supaero, Université de Toulouse
emmanuel.rachelson@isae-supaero.fr

Yann Besse

Airbus
yann.besse@airbus.com

Dennis G. Wilson

ISAE Supaero, Université de Toulouse
dennis.wilson@isae-supaero.fr

Abstract

When searching for policies, reward-sparse environments often lack sufficient information about which behaviors to improve upon or avoid. In such environments, the policy search process is bound to blindly search for reward-yielding transitions and no early reward can bias this search in one direction or another. A way to overcome this is to use intrinsic motivation in order to explore new transitions until a reward is found. In this work, we use a recently proposed definition of intrinsic motivation, Curiosity, in an evolutionary policy search method. We propose Curiosity-ES¹, an evolutionary strategy adapted to use Curiosity as a fitness metric. We compare Curiosity-ES with other evolutionary algorithms intended for exploration, as well as with Curiosity-based reinforcement learning, and find that Curiosity-ES can generate higher diversity without the need for an explicit diversity criterion and leads to more policies which find reward.

1 Introduction

Finding the optimal policy in an environment is a trade-off between exploration and exploitation and early rewards can guide this trade-off towards rewarding parts of environment. However, in reward-sparse environments, all rewards are null except in some specific goal states; finding an optimal policy therefore becomes a difficult and uninformed exploration problem. Many real-world problems can be modelled as reward-sparse Markov Decision Processes (MDPs), such as robotic control [23, 2] and autonomous vehicle stress testing [26].

Many traditional reinforcement learning (RL) algorithms, such as [32], handle this trade-off by adding some form of noise to the most promising action. Similarly, population-based policy search methods like evolutionary strategies (ES), such as [39], generate a variety of exploratory control policies by introducing noise in the policy parameter space. However, when the reward is sparse, noise-based approaches explore only a local part of the environment and fail to find rewarding states, for example in robotic control tasks [2].

A separate approach to overcome the sparse reward problem is to use exploration bonuses to reward exploration. Early examples of exploration bonuses are count-based exploration methods [5] which count the number of visits to a state and reward visiting states which have low counts. More recent approaches use approximations of exploration with neural networks, such as Random Network Distillation (RND) [6] which uses the prediction error between a randomly initialized network and

¹<https://github.com/SuReLI/Curiosity-ES>

a distilled network as the exploration bonus. Variational Intrinsic Control [21] and the Diversity is All You Need algorithm (DIAYN) [15] use measures from information theory to quantify the distribution of states visited by an RL policy, which is used in an exploration reward. In this work, we specifically focus on intrinsic motivation methods [3] which reward policies for covering unexplored or under-explored transitions. We base this work on Curiosity [37], a type of intrinsic motivation which rewards policies for discovering transitions that are different from those seen previously.

Population-based methods have been used on sparse reward environments, specifically through the use of objective functions which encourage exploration. Quality Diversity (QD) methods, such as Novelty Search (NS) [27] and MAP-Elites [11], are Genetic Algorithms that encourage policies to cover new areas of a predefined behavior space, such as the terminal state of a policy. Novelty has been demonstrated to be a useful intrinsic motivation for ES [9] but requires the definition of a behavior space, which can be a limiting factor in applying QD methods.

In this paper, we show that Curiosity can be used as an intrinsic fitness metric to explore sparse reward environments. We use Curiosity as a self-supervised prediction metric on transitions covered throughout the full episode which accumulates to an overall Curiosity fitness score. We study Curiosity as the intrinsic fitness of an evolutionary strategy by proposing Curiosity-ES. We demonstrate that Curiosity-ES outperforms state of the art QD methods such as MAP-Elites on maze navigation and robotic control tasks without requiring an explicit behavior definition. We show empirically that Curiosity leads to the exploration of transitions which are different from previously seen transitions, allowing for multiple reward-finding trajectories to be discovered.

We first contextualize Curiosity-ES with other policy search algorithms, notably Novelty Search and other Evolutionary Strategies, in section 2. We expand on Curiosity and its use in Reinforcement Learning in subsection 2.3. We then present Curiosity-ES in section 3, detailing how Curiosity is calculated over a trajectory and aggregated as a fitness metric. The maze navigation and robotic control environments and experimental parameters used in this article are detailed section 4. We compare Curiosity-ES to a set of QD and RL algorithms on these two environments using both extrinsic and intrinsic reward in section 5, finding that Curiosity leads to more exploration and more efficient policies on both types of environments. We provide a detailed study of the diversity of rewarding policies on of the maze navigation tasks in section 6. Finally, we discuss the implications of Curiosity in population-based methods and define future directions in section 7.

2 Background

Policies which explore rather than exploit have been encouraged by various mechanisms in the policy search and RL literature. Population-based methods are by their nature exploratory through their use of random modifications to existing policies, but divergent search methods such as Novelty Search and Quality Diversity go further to search explicitly for a diversity of behaviors over entire episodes. RL methods such as intrinsic motivation, on the other hand, often add loss terms which encourage diversity on individual transitions by taking random actions or for having discovered a new state. Curiosity-ES is inspired by both approaches, using transition-level exploration bonuses in a population of agents.

2.1 Novelty Search and Quality Diversity

Population-based algorithms such as Genetic Algorithms [25] simulate natural selection over a population of individuals in order to maximize an objective (fitness) function, usually resulting in a set of optimal solutions. However, natural evolution diverges, creating and maintaining a wide variety of solutions for different problems. Novelty Search [27] and other Quality Diversity algorithms [7] use a behavior characterisation for each generated individual in order to maintain behavioral diversity. Behaviors are characterized by a function b that takes in the individual parameter vector (genome) θ_i and output its corresponding behavior b_{θ_i} , often based on the trajectory taken in an environment. The distance between the behavior of individuals is used to bias search towards exploration into new parts of the behavior space.

Quality Diversity algorithms have been demonstrated on a number of domains, such as robotic control [11], urban design [20], and chair and lamp design [45]. In these methods, behavior can be used to calculate an intrinsic fitness based on distance to existing individuals, as in NS-ES [9], or to store

individuals with a diversity of behaviors, as in MAP-Elites [11]. The use of behavioral diversity as a search mechanism has made them especially suited for reward-sparse environments such as the Atari games Pitfall and Montezuma’s revenge [13]. Novelty Search in particular has often been studied using robotic locomotion or maze navigation tasks [27, 28, 9], where the final state of an agent is used as the behavior descriptor. Searching for diversity in the final state of the agent therefore brings it to different states, some of which may be finally rewarding.

QD algorithms aim to optimize both exploration and an extrinsic fitness, often the sum of reward of a policy. As shown in the next section, NS-ES [9] does so using a weighted sum from an exploration fitness term and an objective fitness term, as we do in Curiosity-ES. MAP-Elites [11] and Novelty Search with Local Competition (NSLC) [28] balance quality and diversity by simulating competition, based on extrinsic fitness, between policies that have similar behavior. Covariance Matrix Adaptation MAP-Elite (CMAME) [17], which is based on MAP-Elites, balances exploration and exploitation in the same way as MAP-Elites, but uses an ES for policy optimization.

The design of a useful behavior descriptor can often be a limiting factor for the use of QD algorithms. Recent methods such as AURORA [10, 22] and TAXONS [36] propose the use of a neural network to learn a behavior descriptor throughout evolution. Similarly, we propose the use of a neural network to calculate Curiosity throughout evolution, however we do not rely on a behavior descriptor to calculate Novelty or behavioral diversity but rather directly compute an intrinsic fitness using Curiosity.

2.2 Evolution Strategies for Policy Search

Evolution strategies [38] have recently been shown to be competitive methods for policy search, even on difficult visual problems such as video games [39]. ES have the advantage of parallelization, leading to small wall clock time for evolution; for example, in [42], a hard version of the classic CartPole problem is solved in under 2 minutes on a single GPU. In this article, we base our ES on the Canonical ES presented in [8], which achieves human-competitive results on the Atari benchmark in under an hour with a simple ES.

In an evolutionary strategy, a population of individuals θ is sampled from a given distribution; in policy search, these individuals correspond to function parameter vectors. Each individual is evaluated according to a given objective function $F : \mathbb{R}^n \rightarrow \mathbb{R}$. The individuals are then selected according to a specific rule and the sampling distribution is updated using the best individuals. Most ES differ in the sampling distribution update; while many use fixed Gaussian distributions, as we do in this work, adaptive methods like the Covariance Matrix Adaptation ES [24] modify the distribution over search.

For each generation k , a population of λ individuals is sampled : $\theta_k^i \sim \mathcal{N}(\theta_k, \sigma)$ where σ is a fixed parameter in Canonical ES and θ_k is the center of the generation’s population. Each individual is evaluated using $f : f_{\theta_k^i} = f(\theta_k^i)$. In many ES, including Canonical and CMA-ES, the individuals are then ranked according to their fitness in order to approximate the gradient ascent for the distribution center. In Canonical ES, individuals are sorted into $\{\mathcal{R}^j | j \in [0, \mu]\} = \text{sort}((\theta_k^i, f_{\theta_k^i}), i \in [0, \mu])$, where $\mu \leq \lambda$. An estimation of the gradient is computed by weighting the μ best θ_k^j with a weight w_j corresponding to their rank, and the center θ_k is updated by:

$$\nabla_{\theta_k} \mathbb{E}_{\theta_k^i \sim \mathcal{N}(\theta_k, \sigma)}[f(\theta_k)] = \frac{1}{\sigma \mu} \sum_{j=0}^{\mu} (\mathcal{R}^j - \theta_k) w_j \quad (1)$$

In policy search, individuals represent functions which take actions in an environment and the objective function is the sum of reward gained over an episode. Specifically, we represent a policy function π_θ as a neural network with θ as parameters. This function takes in an environment state s_t and returns an action $a_t = \pi_\theta(s_t)$. Based on the action, the environment then returns a reward r_t , which in the sparse case is often 0, according to some function $R(s_t, a_t)$. The environment then advances to the next state s_{t+1} until a termination criterion is met, reaching a maximum timestep T . The objective function can therefore be defined as

$$f(\theta) = \sum_{t=0}^T r_t = \sum_{t=0}^T R(s_t, \pi_\theta(s_t)). \quad (2)$$

Recently, evolutionary strategies have been combined with Novelty Search in [9], specifically in the NS-ES algorithm. In NS-ES, the Novelty score N is defined for a given θ_i as the sum of the distances between the individual behavior $b(\theta_i)$ and the k -nearest neighbours (kNN) of that behavior in an archive A of behaviors. The Novelty score N is then used as a part of the fitness function f :

$$K = kNN(b(\theta_i), A) \quad (3)$$

$$N(\theta_i, A) = \frac{1}{|K|} \sum_{j \in K} \|b(\theta_i) - b(\theta_j)\|_2 \quad (4)$$

$$f(\theta) = \varphi \sum_{t=0}^T r_t + (1 - \varphi)N(\theta_i, A) \quad (5)$$

where $\varphi \in [0, 1]$ determines the ratio between reward-based fitness and Novelty. [9] propose other modifications to the ES such as a meta-population for sampling, but we focus on the use of Novelty as intrinsic motivation for comparison with Curiosity.

2.3 Curiosity as intrinsic motivation

In RL, intrinsic motivation has been proposed to encourage exploration of new transitions [3]. One such intrinsic motivation is Curiosity through self-supervised prediction [37]. This method uses an Intrinsic Curiosity Module (ICM) to produce intrinsic rewards based on prediction error of transitions. The goal of an ICM is to predict the next state s_{t+1} based on the current state s_t and the action taken in the environment a_t . The intrinsic reward is defined as the error between the prediction of next state from the forward model and the real new state provided by the environment.

The ICM is composed of three neural networks: an encoder ϕ_{w_e} , a forward model F_{w_f} , and an inverse model I_{w_i} with parameters w_e , w_f , and w_i respectively. The Encoder ϕ_{w_e} maps the state space S into a feature space \mathcal{Z} ($\phi_{w_e} : S \rightarrow \mathcal{Z}$). This allows Curiosity to be calculated on large states such as images without the need for a hand-designed feature space. Prediction using the encoding of states $\phi_{w_e}(s_t)$ is then used to train the ICM with loss terms depending on the forward and inverse models.

The forward model F aims to predict the features of the next state $\phi_{w_e}(s_{t+1})$ based on the features of the current state $\phi_{w_e}(s_t)$ and the action taken a_t ($F_{w_f} : \mathcal{Z} \times A \rightarrow \mathcal{Z}$). The forward model loss is therefore:

$$L_F(w_f, w_e) = \|F(\phi_{w_e}(s_t), a_t) - \phi_{w_e}(s_{t+1})\|_2. \quad (6)$$

The inverse model is used to avoid representation collapse of the encoder model by predicting the action taken based on the feature space representation of the state and the next state ($I_{w_i} : \mathcal{Z}^2 \rightarrow A$). The inverse loss corresponds to the error between the action $\hat{a}_t = I_{w_i}(\phi_{w_e}(s_t), \phi_{w_e}(s_{t+1}))$ predicted by I_{w_i} and the actual action a_t experienced in the environment to transition from s_t and s_{t+1} .

$$L_I(w_i, w_e) = \|I_{w_i}(\phi_{w_e}(s_t), \phi_{w_e}(s_{t+1})) - a_t\|_2. \quad (7)$$

We note that we use the ℓ_2 norm for L_I as we use continuous actions, where [37] used discrete actions and therefore a softmax loss. The optimization of the ICM is a combination of the two loss terms, simultaneously used to train all three networks

$$L_{ICM}(w_i, w_f, w_e) = (1 - \beta)L_I + \beta L_F, \quad (8)$$

where $\beta \in [0, 1]$ is a parameter that weights the inverse model loss against the forward model. This parameter is important as training the feature encoder using only the forward model loss can lead to representation collapse of an encoder which maps any state s_t to $\{0\}_{\mathcal{Z}}$.

As the forward model becomes more and more accurate in predicting $\phi_{w_e}(s_{t+1})$ given $\phi_{w_e}(s_t)$ and a_t for explored area of the environment, the intrinsic reward (e.g the exploration bonus) can be defined as:

$$r_t^i = \frac{\eta}{2} \|F_{w_f}(\phi_{w_e}(s_t), a_t) - \phi_{w_e}(s_{t+1})\|_2 \quad (9)$$

where η is a parameter that weight r_t^i . In other words, the reward will be high when the forward model's accuracy is low, suggesting that the forward model has not yet encountered that transition.

The reward is not computed using the inverse loss model because the exact action taken can sometimes be impossible to predict, for example in a constrained MDP like a maze where multiple actions can lead to the same state.

In [37], the ICM is frequently updated during RL training to minimize the error between the prediction of the forward model and the actual new state encountered. Therefore, the reward is high in the non-visited areas of the environment, i.e. the regions in which the forward model has not yet been trained to convergence. In Curiosity-ES, this allows for the use of samples generated by the entire population to direct search towards under-explored transitions.

Our motivation for adapting Curiosity as an intrinsic motivation from RL to ES-based policy search is two-fold: we believe that the parameter-noising exploration of an ES is better adapted to the adversarial nature of the ICM training and that the use of a population of policies will cover new areas more exhaustively. We expand on both ideas briefly.

The ICM as defined above is an adversarial schema. The ICM attempts to learn the dynamics of the environment while the policy optimization tries to maximize ICM error by exploring transitions which the ICM is not capable of reconstructing. This adversarial optimization can be written as:

$$\min_{w_f, w_e} \max_{\pi} \mathbb{E}_{(s_t, a_t, s_{t+1}) \sim \rho_{\pi}} \| F_{w_f}(\phi_{w_e}(s_t), a_t) - \phi_{w_e}(s_{t+1}) \|_2. \quad (10)$$

When the ICM learns faster than the policy search explores, then no exploration bonuses will be produced as long as the policy continues to sample similar transitions to those already observed. In such a case, exploration will depend solely on the exploration mechanism of the policy optimization method, which is often the use of random actions in RL algorithms. We believe that exploration based on network parameter modification, as done in ES, will lead more effectively to sampling new transitions than the pseudo-random policies of RL.

Our second point posits that a population of similar agents, as produced in a ES generation, will explore more comprehensively different areas of the transition space of an MDP. Curiosity is by definition a consumable resource [14]; in other words, once the ICM has learned the dynamics of a set of transitions, exploration will be encouraged in new parts of the environment’s transition space. A single agent learning in this new area may only observe a subset of the possible transitions before the ICM has again trained on the new area. By using a population of policies to explore a new area between training steps of the ICM, we believe that new areas will be more fully explored.

While Curiosity can bring advantageous exploration in a reinforcement learning algorithm, the inherent exploration of ES can further benefit the adversarial training of the ICM. In section 5, we compare Curiosity-ES to the Twin Delayed Deep Deterministic (TD3) policy gradient algorithm [19] with intrinsic reward from the ICM to illustrate this point.

3 Curiosity-ES

We propose the use of Curiosity as intrinsic motivation for policy search in an evolutionary strategy through Curiosity-ES. Following a standard ES, policies represented as the continuous parameters of a neural network are generated by randomly sampling from a distribution. These networks are then evaluated on sequential decision tasks and the sum of reward over an episode is used as extrinsic fitness to estimate a gradient update for the population distribution. In Curiosity-ES, we also use an ICM to compute the Curiosity over each individual’s entire trajectory. The Curiosity is then aggregated as an intrinsic fitness term which is added to the extrinsic fitness for the gradient estimation. A subset of the transitions are added to a replay buffer for training the ICM, which is done once per generation. The pseudocode of Curiosity-ES is presented in Algorithm 1 and detailed below.

In the first generation, we randomly initialize the ES starting center point θ_0 , an ICM with its three models, F_{w_f} , I_{w_i} , ϕ_{w_e} , and an empty replay buffer \mathcal{D} . At each generation, we sample a population of λ individuals θ_k^i from a Normal distribution with center θ_k and standard deviation σ . The individuals are then evaluated in the environment and for each individual, the function f returns the extrinsic fitness $f(\theta_k^i) = f_{\theta_k^i}^e$ and the function Γ returns the trajectory sampled by the agent in the environment : $\Gamma(\theta_k^i) = \tau = \{(s_t, a_t, s_{t+1}), t \in [0, T - 1]\}$. Then, the ICM uses the trajectory τ to compute the intrinsic fitness $f_{\theta_k^i}^i$ which is equal to the weighted sum of the Curiosity for all transitions in the

Algorithm 1 Curiosity-ES

Require: $\mu, \lambda, \sigma, \alpha, \alpha_{ICM}, \beta, \gamma, m, p, N, \varphi, w_j$
Initialize : $\theta_0, w_f, w_i, w_e, \mathcal{D}$
for $k = 1, N$ **do** ▷ N generations
 for $i = 1, \lambda$ **do** ▷ λ individuals
 $\theta_k^i \sim \mathcal{N}(\theta_k, I\sigma)$ ▷ sample individual
 $f_e, \tau = f(\theta_k^i), \Gamma(\theta_k^i)$ ▷ fitness and trajectory
 $f_i = \sum_{t=0}^{T-1} \gamma^{T-1-t} \| F_{w_f}(\phi_{w_e}(s_t), a_t) - \phi_{w_e}(s_{t+1}) \|_2$ ▷ curiosity over trajectory
 $f_{\theta_k^i} = \varphi(f_e - \mu_{f_e})/\sigma_{f_e} + (1 - \varphi)(f_i - \mu_{f_i})/\sigma_{f_i}$ ▷ global fitness
 $\mathcal{D} \leftarrow \mathcal{D} \cup \{(s_{j+1}, a_j, s_j) \sim U(\tau) | j \in [0, m]\}$ ▷ add m transition to \mathcal{D}
 end for
 $\{\theta_j | j \in [1, \lambda]\} = \text{sort}((\theta_k^i, f_{\theta_k^i}), i \in [1, \lambda])$ ▷ sort individuals by fitness
 $\nabla_{\theta_k} = \frac{1}{\sigma_\mu} \sum_{j=1}^{\mu} (\theta_j - \theta_k) w_j$ ▷ estimate gradient
 $\theta_{k+1} \leftarrow \theta_k + \alpha \nabla_{\theta_k}$ ▷ update θ
 for $l = 1, p$ **do**
 $L_{ICM}(w_i, w_f, w_e) = (1 - \beta)L_I + \beta L_F$ ▷ ICM loss over \mathcal{D}
 $w \leftarrow w + \alpha_{ICM} \nabla_w L_{ICM}, w \in (w_e, w_i, w_f)$ ▷ update ICM weights
 end for
end for

episode:

$$f^i = \sum_{t=0}^{T-1} \gamma^{T-1-t} \| F_{w_f}(\phi(s_t), a_t) - \phi(s_{t+1}) \|_2 \quad (11)$$

where $\gamma \in [0, 1]$ is a parameter that allows weighting certain parts of the trajectory. If $\gamma \simeq 0$, the intrinsic fitness only rewards new transitions explored at the end of an episode, similar to the use of the final state as a behavior descriptor in NS. However, if $\gamma = 1$, the intrinsic fitness rewards new transitions seen over the entire trajectory. We found that this was useful when the environment includes multiple obstacles between the beginning states and the final rewarding state, and when the environment has multiple rewarding states. We primarily used γ values near 1.

In practice, the intrinsic fitness can be computed at the same time as the normal evaluation of the individual; at each transition, the policy network is used to determine the next action, and once the next state is observed, the ICM is used to calculate Curiosity. As such, the computational overhead of the Curiosity-ES compared to a standard ES is one forward pass through the ICM per transition in the task and p training epochs per generation.

Once the intrinsic fitness of an individual is computed, its total fitness is calculated according to a weighted average of the two normalized fitnesses:

$$f_{\theta_k^i} = \varphi(f_e - \mu_{f_e})/\sigma_{f_e} + (1 - \varphi)(f_i - \mu_{f_i})/\sigma_{f_i} \quad (12)$$

where $\varphi \in [0, 1]$ determines the ratio between extrinsic and intrinsic fitness. In all experiments, we used $\varphi = 0.8$ in order to focus mostly on the extrinsic fitness once found. When the whole population has extrinsic fitness values of 0, i.e. reward has not yet been found, we use randomly sampled extrinsic fitness values. We note that we used rank-based fitness, so differences in φ only impact the ES update if they change the ranking of individuals, and that, for $\varphi > 0.5$ the highest-ranked individual will necessarily be a rewarding policy if any of the policies have found reward. This fitness definition using normalized fitness simplifies the management of hyperparameters by shifting the focus from the magnitude of the two fitness measures to the exploration/exploitation trade-off, represented by φ , suited to the task.

After calculating the fitness of an individual, some of the transitions are retained in a replay buffer \mathcal{D} in order to train the ICM. To avoid excessive memory usage of the replay buffer, we limit the additions to m transitions per individual, which are sampled uniformly over the trajectory τ . Given unlimited memory, the entire trajectory τ could be stored in \mathcal{D} , however we found that uniform sampling was sufficient for training the ICM.

Once all individuals have been evaluated, they are sorted according to their global fitness. The gradient is then computed using the μ best individuals and a weight vector w_j . We use a weight vector from CMA-ES and other ES [24, 8], $w_j = \frac{\log(\mu+0.5) - \log(j)}{\sum_{i=1}^{\mu} \log(\mu+0.5) - \log(i)}$. We use a learning rate α to control the gradient update to the ES distribution center θ_k .

Finally, we train the ICM networks for p epochs by minimising L_{ICM} with stochastic gradient descent over \mathcal{D} . This is equivalent to the ICM training in [37], however the transitions stored in \mathcal{D} are gathered from generations of populations of agents and batches sample transitions from the entire population. We posit that this creates higher diversity in the training set than when using ICM in an RL algorithm, however we noted that the ICM was able to converge quickly over similar areas of the tested environments.

Curiosity-ES then continues until termination, here based on a number of generations. As Curiosity is a primarily a modification to the fitness function, more complex termination methods such as population restarts could be used. In this work, we intentionally use a simple ES in order to highlight the capacity of Curiosity to guide search.

4 Experiments

We use two types of environments to evaluate Curiosity-ES: maze navigation and robotic control. As the primary novelty of Curiosity-ES is the use of Curiosity as intrinsic fitness, we evaluate the utility of Curiosity as an intrinsic motivation in comparison to Novelty, as used by NS-ES [9]. To further understand how Curiosity guides evolutionary search, we compare to two state-of-the-art QD methods, CMAME [17] and MAP-Elites [11], which explicitly search for new behavior. Finally, as we hypothesize that Curiosity could be more beneficial with an ES, we compare our method with a Reinforcement Learning algorithm, specifically TD3 [19], using ICM to generate exploration bonuses.

4.1 Environments

We use a set of three robot navigation tasks inside mazes of increasing difficulty. Mazes have been commonly used in the study of both Novelty Search [27] and sparse rewards in RL [18]. In this work, each maze is a sparse reward MDP where the state space \mathcal{S} and the action space \mathcal{A} are continuous and agents are rewarded for reaching a unique terminal point efficiently. The mazes used are shown in Figure 1.

The agent starts in the position (x_s, y_s) , shown as a red point in Figure 1, and is rewarded if it reaches the goal (x_g, y_g) , shown as a black cross. The state space \mathcal{S} is the concatenation of the position $(x, y) \in \mathbf{R}^2$, the velocity $(v_x, v_y) \in \mathbf{R}^2$ and a set of simulated LIDAR beams $\{n_i\}_{i \in [0, 32]} \in \mathbf{R}^{32}$. These beams return the distance to the nearest wall in 32 directions, allowing the agent to observe obstacles. The policy network outputs an acceleration, defining the movement action of the individual: $A = \{a_x, a_y\} \in \mathbf{R}^2$.

The agent is rewarded by $r = (1 - \frac{t}{T})$ if it reaches the goal coordinates within a given threshold δ : $\|(x_t, y_t), (x_g, y_g)\|_2 < \delta$ with $\delta = 2$. T is the evaluation time of an individual, so the reward is inversely proportional to the agent’s lifetime. This is done to encourage policies which reach the goal state efficiently, however if the goal state is not reached, the reward is simply 0.

To better evaluate Curiosity-ES on different task settings, we also use the DeepMind Control Suite [43], a diverse set of continuous robotic control tasks. Specifically, we use the Ball in Cup, Finger, and Stacker environments. The Ball in Cup catch task requires the agent to move a ball, initially hanging under a cup attached by a string, into a cup; the agent is rewarded 1 only if the ball is caught by the cup. In Finger, a planar ‘finger’ with two joints must rotate a free body on an unactuated hinge; we use the hard task where the tip of the free body must overlap with a small target zone. Finally, we use Stacker, where a gripping robot must stack boxes to a specific target. We use a single box, making this task similar to the Manipulator task also provided in [43]. For each of these environments, the agent is only rewarded upon reaching the goal state. As with the navigation environments, we limit the number of possible timesteps, here to $T = 1000$, and reward individuals for completing the task more efficiently.

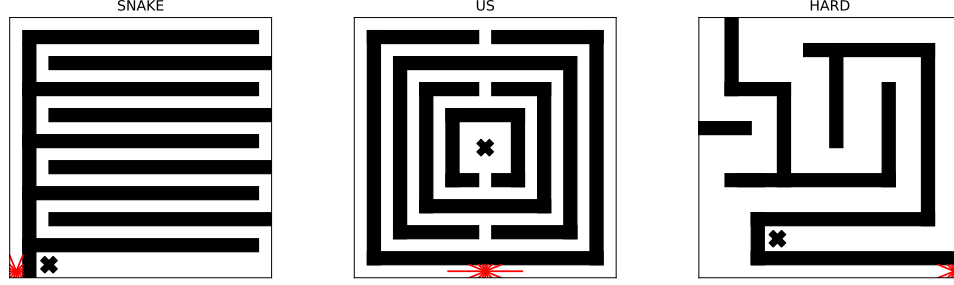


Figure 1: The mazes used for the robotic maze navigation tasks. Starting point and simulated LIDAR beams are shown in red, with the target marked as X.

4.2 Evolutionary Strategy

We use Canonical ES [8] as the base for Curiosity-ES and Novelty Search ES in all experiments. The only modification to Canonical ES, beyond adaptation to include intrinsic motivation, is the use of a learning rate α on the population center update.

In comparing Curiosity-ES and NS-ES, we vary only the intrinsic motivation in order to isolate the influence of Curiosity on search. This comparison requires adaptation of NS-ES, which we detail here. We compare with NS-ES using Novelty alone and with extrinsic reward, but for simplicity refer to both as NS-ES; in [9], NS with extrinsic reward is termed NRS-ES. We do not maintain a meta-population but rather follow the population method of Canonical-ES, i.e. one population center per generation. We determine the NS-ES hyperparameter of kNN size following the same method as other hyperparameters. For both Curiosity-ES and NS-ES, we set $\varphi = 0.8$, meaning that normalized extrinsic fitness contributes 80% of the final fitness. We use the same behavior descriptor for NS-ES as for the other QD algorithms, detailed below.

All hyperparameters of Canonical ES are shared between Curiosity-ES and NS-ES and vary according to environment; the hyperparameters are presented in Table 1. For all the environments we used $\alpha_{icm} = 10^{-4}$. Hyperparameters were found after minimal manual tuning and population size parameters were determined by computational node size to maximize parallelization. The number of total evaluations was determined based on convergence and to limit runtime to one day per evolution on a standard CPU cluster. Both methods were implemented using the Ray framework [33] and all environments and hyperparameters have been included in the open-source repository².

	SNAKE	US	HARD	BALL CUP	IN	FINGER	STACKER
σ	0.5	0.5	0.5	0.005	0.005	0.005	0.001
μ	56	56	56	56	56	56	56
λ	28	28	28	28	28	28	28
α	0.5	1	1	1	0.5	0.5	0.5
NS-ES							
kNN	20	10	20	20	10	20	20
Curiosity-ES							
β	0.1	0.2	0.2	0.2	0.2	0.2	0.2
γ	0.99	0.99	0.99	0.999	0.999	0.999	0.999
p	64	64	64	96	96	96	64

Table 1: Hyperparameters used in the two ES on the six different environments.

²<https://github.com/SuReLI/Curiosity-ES>

4.3 Comparison with Quality Diversity

While our main goal is to understand how Curiosity functions compared to Novelty as an intrinsic motivation, other QD methods besides NS-ES search explicitly for new behaviors. MAP-Elites, notably, uses mutation from an archive of individuals stored according to their behavior to search for new behaviors. To compare with these QD methods, therefore, it is necessary to define a behavior descriptor suitable for the different tasks and algorithms.

The final state s_T of an individual’s behavior has often been used in tasks like maze navigation, locomotion, and robotic control [27, 35]. However, in both proposed environments, the state has information not directly related to reward: in the mazes for example, the state contains simulated LIDAR sensor inputs as well as robot velocity. Beyond confounding exploration, this additional information makes the state space intractably large for use as a behavior descriptor for MAP-Elites and CMAME, which require enumerating all possible behavior combinations in a discrete grid. For the behavior descriptor, we therefore use a suitable subset of final states for each task. For mazes, we use the final robot position and velocity. For Ball in Cup, the subset is defined as the position of the ball and the position of the cup. For Finger, the behavior is defined as the two joint positions of the finger plus the joint position of the hinge. Finally, for Stacker, the behavior is defined as the last position of the gripper. In section 5.3, we compare the use of this reward-focused behavior descriptor, which we term BD_s , to the use of the full state.

As Curiosity-ES does not require a behavior descriptor, we also compare with the AURORA (Autonomous ROBots that Realize their Abilities) algorithm [10], a quality diversity method which uses an autoencoder to learn a behavior latent space. By reconstructing transitions sampled from the individual’s entire trajectory, AURORA learns an encoding of transitions which are then used to describe agent behavior. TAXONS [36] is a similar approach which computes a latent representation of the final state; as Curiosity-ES uses the entire trajectory to calculate intrinsic motivation, we compare with AURORA.

We compare Curiosity-ES with five QD algorithms: NS-ES, NSLC, AURORA, MAP-Elites, and CMAME. We use the pyribs [44] library for the implementations of MAP-Elites and CMAME, and include our implementations of NS-ES, NSLC, and AURORA in the provided code. For MAP-Elites and CMAME, we use 50 discrete cells along each dimension of the behavior space for each environment. For MAP-Elites and NSLC we use a Gaussian noise perturbation on the genome as the mutation operator. We use the same mutation standard deviation across all methods. For NSLC, we defined $\mu = 7$ and $\lambda = 56$, meaning that at each generation of the algorithm the 7 best individual (according to the competition mechanism) produce 8 new individuals each by sampling with Gaussian noise around the expert genome. For CMAME, we used one CMA-ES emitter that acts during phases of 10 generations; we found that this was a good trade-off between exploitation phases and exploration.

4.4 Comparing Evolution and Reinforcement Learning

Finally, in order to understand the benefits of Curiosity for evolutionary search compared to learning, we compare Curiosity-ES to the TD3 algorithm using an ICM for intrinsic motivation, based on [37]. While the RL algorithm used in [37] was A3C, we believe that TD3 represents a similar and more contemporary choice for the RL algorithm. The implementation of TD3-ICM was based on RLlib [30].

In order to accurately compare the capacity between the RL method and Curiosity-ES to generate diverse policies, we modify TD3-ICM as follows. At each training step of the algorithm, we sample one roll-out (trajectory) in the environment that is added to the replay buffer; we then train the policy and the ICM using a learning rate of $\alpha_{ICM} = 0.6 * 10^{-5}$. The learning rate for TD3 was set to $\alpha_{TD3} = 0.5 * 10^{-4}$, which we found allowed for a balance of ICM training and TD3 training. Other learning rates quickly led to the ICM learning converging faster than the RL training, making further exploration rely solely on the pseudo-random policy of sampling random actions.

For all comparisons, both with other QD methods and TD3-ICM, we performed manual hyperparameter tuning and the algorithm modifications as detailed above in order to improve their performance and present a fair comparison. As seen in the next section, Curiosity-ES finds more efficient policies and covers more of the behavior space than all other tested methods.

5 Maximising reward and state space coverage

We first present a comparison on three maze navigation tasks of a subset of the described methods: Curiosity-ES, NS-ES, MAP-Elites, CMAME, and TD3-ICM. This subset was chosen as these methods were able to find reward in at least one of the six environments. We then evaluate this same set of algorithms on the DMCS tasks Ball in Cup, Finger, and Stacker. Finally, in subsection 5.3, we present the results of NS-ES, NSLC, and AURORA in a study on the impact of behavior descriptors. We note that, while reward is only given at the end of the episode and is therefore sparse, the amount of reward depends on the efficiency of the policy; Curiosity-ES not only finds reward on all six environments, but also finds competitive or more efficient policies than other reward-finding methods.

5.1 Maze Navigation

We first study the ability of the selected methods to find rewarding policies on the proposed maze navigation tasks, presented in Figure 2. We note that Novelty Search has been frequently studied on maze tasks and shown to be highly effective for this domain [29, 27, 34]. We observe that NS-ES does perform well on all maze environments, leading to policies which find the reward early in search. However, we note that the found policies often reach an efficiency plateau and do not continuously improve, despite the efficiency reward bonus. Curiosity-ES, on the other hand, continuously improves on rewarding policies by finding more efficient policies throughout search; we believe that this is due to the pressure from Curiosity to continue exploring the policy space beyond new final positions. We propose a further analysis of this specific mechanism in section 6.

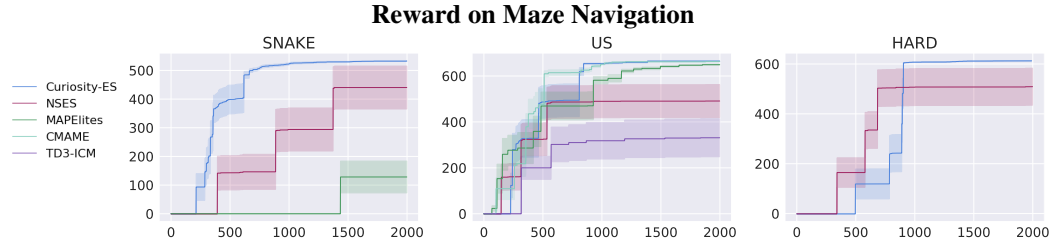


Figure 2: The maximum fitness sampled since the beginning of optimization on the three maze environments. Algorithms which did not find the reward in the environment are not displayed.

Additionally, we note that CMAME only finds rewarding policy on the US maze, and MAP-Elites does not find any such policies on the HARD maze. However, surprisingly, we note that both the two methods outperformed NS-ES for the US environment. We believe that the intrinsic exploration mechanism of MAP-Elites, mutation from experts which reached different final positions, is able to effectively exploit the symmetry of the US maze. CMAME improves on MAP-Elites in this environment using CMA-ES for mutations, leading to efficient policies early in the search. We note that Curiosity-ES also arrives at this level of policy efficiency despite using a simpler ES which does not calculate genome covariance.

Finally, we note that TD3-ICM is also only able to find a rewarding policy on the US maze. Even with manual learning rate tuning, we found that the ICM was able to learn much faster than the TD3 agent explored. As previously mentioned, this leaves TD3-ICM functioning similarly to base TD3, as the intrinsic motivation is small and constant. Even in the US maze, we noted high oscillation in rewarding policies; while Figure 2 shows the maximum reward since the beginning of optimization, the learning process of TD3-ICM diverged after finding rewarding policies and was unable to recover. We believe that this is due to variability in the replay buffer, which, in a sparse setting, can be mostly full of non-rewarding transitions.

In Figure 3, we show the percentage of discretized final robot positions found by each method throughout search. We note that Curiosity-ES continually explores throughout evolution, reaching almost all possible terminal states despite using the entire trajectory for the computation of Curiosity. We also note that, while MAP-Elites and CMAME search explicitly to increase this behavior representation, only CMAME on the US maze is able to explore as effectively as Curiosity-ES.

In Figure 4, we show the final position of each policy during evolution, using a demonstrative evolution for each image. We study CMAME, NS-ES, and Curiosity-ES as NS-ES and Curiosity-ES

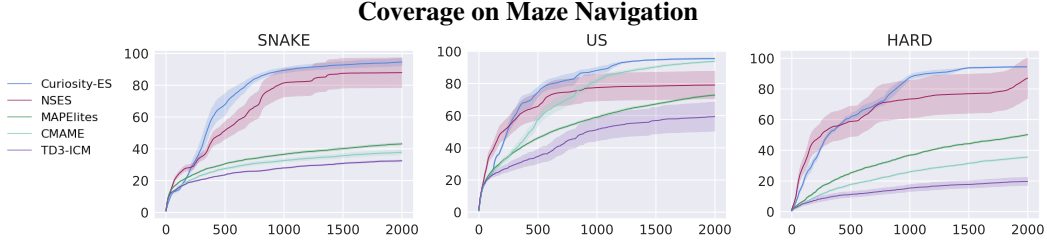


Figure 3: The percentage of discrete final robot positions reached throughout policy search.




Figure 4: Final states reached in the Maze Navigation task by CMAME (top), NS-ES (middle), and Curiosity-ES (bottom). Individual points are semi-transparent; color indicates density.

consistently found reward and CMAME achieved similar coverage and efficiency on the US maze. We first note that, of the three methods, NS-ES has the most even distribution of final states throughout the mazes as Novelty is based on the Euclidean distance of the final position. The high density of similar individuals in NS-ES is influenced by the hyper-parameter k , the number of neighbors used in the comparison, which in our case was 10. CMAME has a highly uniform distribution on the US maze and on the explored sections of the SNAKE and HARD mazes, however the low number of policies which reach terminal states between the starting point and the reward leads to a lack of exploration near the objective.

The terminal states of Curiosity-ES demonstrate the utility of Curiosity to find areas which are different from other areas. For example, there are few individuals which terminate in the middle of the SNAKE maze, due to the similarity of transitions in this area. On US, also, self-similar areas in the corridors of the maze are less explored. We argue that this is more fitting for the exploration of regions which are sufficiently different from previously seen areas: in other words, areas which have high Curiosity. On all three mazes, we note that Curiosity-ES arrives at a higher concentration of terminal states leading to the objective point. This exploration around the objective enables the search for more efficient trajectories seen in Figure 2.

The difference in results between US, which has multiple possible rewarding trajectories, and the SNAKE and HARD mazes, which are much more constrained, leads us to the following conclusion. In unconstrained environments such as US, the mutation mechanism of MAP-Elites is effective as a uniform exploration of the environment can more easily lead to new states and the objective. However, when the environment is constrained as in SNAKE and HARD, an informed mutation coupled with an intrinsic motivation that rewards exploration is necessary. While Novelty, as an intrinsic motivation, leads to consistent coverage of many terminal states due to the behavior descriptor of final position, Curiosity naturally leads to an exploration of trajectories, and therefore final states, which cover novel areas of the maze.

5.2 Control Tasks

We next evaluate the various methods on the sparse DeepMind Control Suite environments using the fitness function defined in Equation 3. These environments reward manipulating the state of the environment, such as rotating an object, rather than moving the agent. Here we define the behavior descriptor as being a subset of the last sampled for each individual.

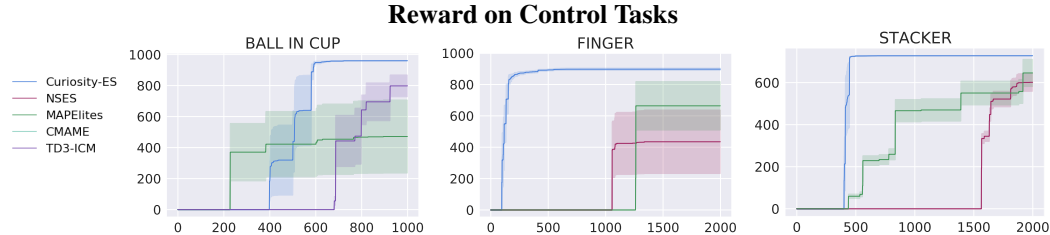


Figure 5: The sum reward of the best policy in each generation on the three control task environments. Algorithms which did not find reward, such as CMAME, are not displayed.

We compare the ability of the different methods to find rewarding policies in Figure 5. We first note that Curiosity-ES was able to consistently find efficient rewarding policies on all three environments. MAP-Elites was also able to find rewarding policies on all three tasks, however CMAME did not find rewarding policies on any of the tasks. We found that MAP-Elites lead to better exploration on these tasks than CMAME, as further discussed below. NS-ES was able to find rewarding policies on the Stacker and Finger environments, however on the Finger environment it quickly diverged and did not improve on the efficiency of previous rewarding policies. TD3-ICM was only able to find reward on the Ball in Cup task, however it was able to continuously improve the found policy to increase efficiency.

In Figure 6, we see the coverage of terminal states during the evolution for each method, where the terminal state variables used are described in section 4. We note that, for this experiment, $\varphi = 0.0$, meaning NS-ES, Curiosity-ES, and TD3-ICM are motivated only by exploration. We do this to study exploration independently as an objective, but found similar results when using $\varphi = 0.8$.

Curiosity-ES consistently explores more of the terminal states than other methods by the end of evolution, with the exception of the Stacker environment where MAP-Elites has a similar coverage distribution. As in the maze navigation task, this demonstrates the utility of Curiosity as it reaches high levels of exploration in terminal states without the definition of a behavior descriptor encouraging diversity in terminal states. MAP-Elites does well on all three environments, which we assume is related to the use of the same metric for behavior and coverage: reward-focused features of the terminal state. Surprisingly, CMAME has consistently lower exploration than MAP-Elites. We hypothesize that this is due to the emphasis in CMAME on exploitation; the CMA-ES emitter will

spend many evaluations trying to improve the fitness of individuals. In the sparse setting, this results in a random walk when all fitness values are zero.

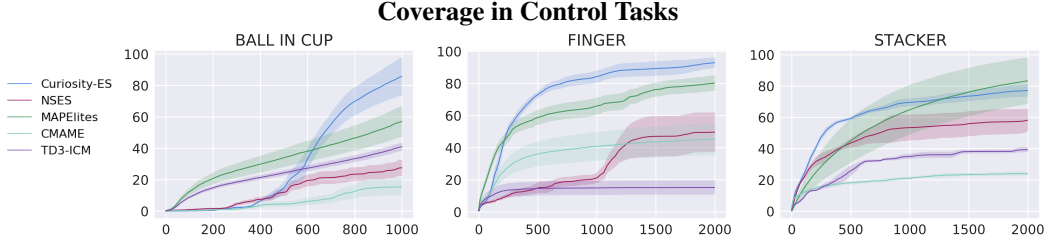


Figure 6: The percentage of discrete terminal behaviors reached throughout policy search.

Curiosity is able to lead an ES to reward in both the maze navigation and control tasks, finding rewarding policies on all six environments. Furthermore, Curiosity-ES is able to improve on the reward-finding policies, discovering more efficient policies than NS-ES on all environments. We posit that, compared to Novelty, Curiosity leads evolutionary search to areas where multiple transitions in a trajectory are different from previously observed transitions, driving the ES towards novel dynamics and areas of the environment. Finally, while the performance of other population based methods may depend on the choice of behavior descriptor, Curiosity-ES does not require any such definition and instead finds novel transitions based on Curiosity. We expand on the limitations of the behavior descriptor next.

5.3 The bottleneck of the behavior descriptor

The exploration mechanism used by population based methods often require a behavior descriptor. While this behavior may be effective when appropriately defined, its definition requires expert knowledge and is not always evident. In order to explore the impact of the behavior descriptor, we expand the experimentation of the previous sections with a comparison to Novelty-based methods using as behavior the entire final state, which we term BD_s . We call these variations NS-ES_ BD_s and NSLC_ BD_s . We note that, due to the expanded size of the final state, using the same discretization for MAP-Elites and CMAME would be overly computationally costly due to the increase in behavior dimension. We therefore focus on NS-ES and NSLC.

We also present a comparison to AURORA, which, like Curiosity-ES, does not require an explicit behavior descriptor. Instead, both methods use neural networks to analyze individual transitions over the full trajectory; for AURORA, states are used in order to define a behavior descriptor, and for Curiosity-ES, transition Curiosity. Unlike in [10], we use a subsampling of the full trajectory to the use of 40% of transitions. This is done to reduce the computational cost of the method, which is significantly more costly than Curiosity-ES due to the variable number of training epochs done per generation. Despite trying various hyperparameters such as subsampling rate and autoencoder learning rate, we were unable to find an instance of the AURORA method which found rewarding policies on any of the six environments.

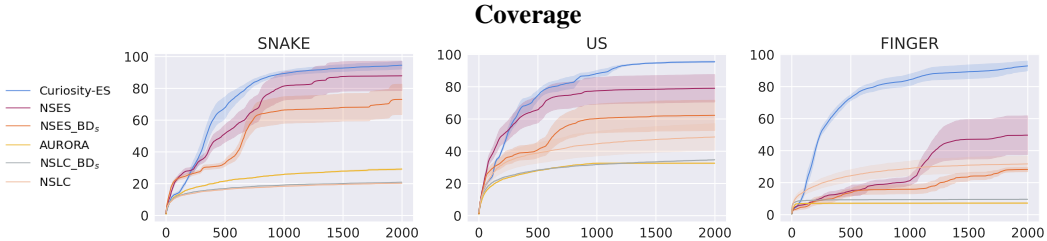


Figure 7: The percentage of discrete terminal states reached throughout policy search. For SNAKE and US, coverage measures final robot position, and for Finger, it measures the final finger joint and hinge positions.

In Figure 7, we show the terminal state coverage of Curiosity-ES, NS-ES, AURORA, and NSLC on three demonstrative tasks: the SNAKE and US mazes and the Finger DMCS task. Results on the

HARD maze and Ball in Cup and Stacker control tasks demonstrated similar results. We first note that NS-ES explores more than NSLC on all three tasks; as mentioned above, we believe that this is due to informed mutation of the ES, which is able to precisely update the center of the population distribution through gradient estimation. The coverage of NSLC is also inferior to that of MAP-Elites on all tasks. Neither NSLC nor AURORA found rewarding policies on any of the six tasks.

For both NS-ES and NSLC, the use of the full state as the behavior descriptor decreases coverage, where coverage is measured using the task-related features (e.g., position for the mazes). As such, Novelty based on the full state may be rewarded to individuals which do not increase coverage, making search for final position coverage less efficient. More concerning, however, is the difference in the US maze, where NS-ES_BD_s appears to converge to a lower total coverage than NS-ES. The inclusion of non-task information in the behavior descriptor can therefore prevent exploration under certain conditions. This effect is visible for NSLC as well, although less pronounced.

Curiosity-ES can also search in areas of the transition space which are not related to the task, such as exploring different actuator dynamics in the DMCS control suite. However, despite not providing task information in the form of a behavior descriptor, Curiosity-ES is able to maximize reward and exploration, measured as coverage, consistently across tasks. In the next section, we explore how this is achieved.

6 Diversity among the rewarding policies

In the previous section, we demonstrated that Curiosity-ES is able to find efficient rewarding policies while exploring large parts of the transition space. To better understand how this is done, we explore the full set of rewarding policies generated over an evolution. We use Principal Component Analysis (PCA) to create a two-dimensional representation of the rewarding policies generated by each algorithm. This allows for a visual comparison and evaluation of the performance of each method. To do so, we define the feature space for each rewarding policy as the last 300 states sampled by the policy in the environment. We based this analysis on the maze US, as CMAME, MAP-Elites, and Curiosity-ES all had high reward on this task, and CMAME and Curiosity-ES had nearly full coverage.

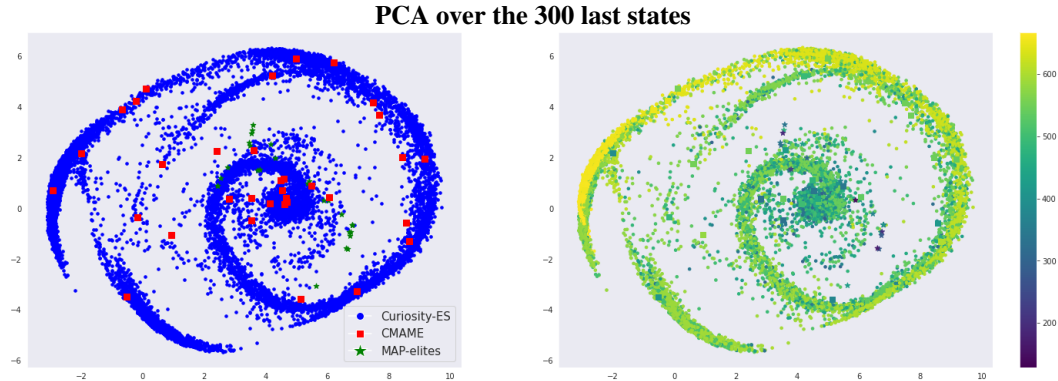


Figure 8: Projection in a two dimensional space of the 300 last states for each policy that found the reward in the US environment. On the left is the representation of the projection, colored by algorithm. On the right is the same projection, colored by the extrinsic fitness of the policy.

The results are shown in Figure 8. In this figure, each point represents a projection of a policy that found the reward in the maze US. We first note that MAP-Elites was only able to sample a small number of distinct rewarding policies while not exploring sufficiently around these policies in order to maximize the fitness. This leads to a highly partial space coverage of the subspace of reward policies. CMAME was able to sample a variety of rewarding policies with very different behavior over the last 300 states. However, similar to MAP-Elites, there is little exploration in the neighborhood of each policy, making rewarding policies very different from another.

Curiosity-ES is able to explore continuously throughout the space of rewarding behaviors, covering the policy areas found by CMAME and MAP-Elites but finding many other similar rewarding policies.

This allows for optimization of the extrinsic reward around each of the behavior centers discovered. While CMAME is able to find highly rewarding policies on this problem, it finds few and only using certain behaviors (the points near the origin of the PCA). Curiosity-ES is able to find a multitude of highly rewarding policies in different parts of the behavior space.

7 Discussion

In the article we show that Curiosity is an effective way to promote policy exploration in population-based methods. We demonstrate this on maze navigation and robotic control tasks and show high levels of coverage and multiple reward reaching policies on all tasks using an evolutionary strategy with Curiosity as intrinsic fitness. We posit that Curiosity naturally leads to a diversity of policies due to the reward associated with covering unexplored or under-explored transitions.

We base our comparison on existing population-based methods in Quality Diversity due to the similarity of Curiosity to other diversity metrics such as Novelty used in QD algorithms. We chose simple environments of types that NS has already been demonstrated on, namely maze navigation, and observed that Curiosity was able to compete with or outperform all other QD methods on all tasks. However, Curiosity was originally explored with image-based environments [37] and the feature encoding module ϕ was conceived to allow for scaling to problems of large input dimension. While a comparison with other QD methods on image-based tasks would be complicated by the necessity to define a behavior descriptor, we aim to study Curiosity-ES on image-based tasks in future work.

The native mechanism of Curiosity-ES is to focus search towards new dynamics; in the maze navigation task, this means maze sections which are different in form, and in the DMCS tasks, this means transitions which display a different dynamic of interaction between the various objects. In the Stacker setting, where a robotic arm stacks boxes at a target location, novel dynamics may be explored by behaviors such as throwing boxes or rotating the gripper joints. These behaviors are not captured by the behavior descriptor and coverage measure, which was the final position of the gripper in our experiments. Curiosity-ES does not explore all terminal positions of the gripper as the dynamics of the movement of the gripper may be learned early by the ICM. MAP-Elites, however, is able to explore new final gripper positions consistently as the behavior descriptor explicitly encourages that exploration. While the definition of a behavior descriptor is often a challenging aspect of QD algorithm application, for applications where the exploration of a specific and quantifiable measurement is desirable, a combination of Curiosity-ES and MAP-Elites could be pertinent and represents a possible future direction.

The ICM is motivated by the idea that neural networks can accurately model the transitions already covered but generalize poorly to unseen data, i.e. that the prediction on new transitions will have high error. Curiosity is therefore suited for exploring environments where the transitions change sufficiently to incur error; for example, in the SNAKE maze, the repetitive sections of the maze did not incur high error due to their similarity to previous transitions, even when newly discovered. The learning rate of the ICM is therefore an important hyperparameter, as quick convergence may discourage exploration of similar areas. The use of other exploration bonuses, as in RND [6], DIAYN [15], or Never Give Up [4], could also be an interesting direction for population-based policy search.

As exploration is more difficult in gradient-based RL than in population-based methods, there are many opportunities to combine benefits from these two domains. We show that Curiosity, originally demonstrated in RL, can be very effective in an ES. Similarly, Novelty has been used to encourage exploration in RL methods [40, 31]. Other ideas from RL such as the adversarial training schemes in [16] and pink noise exploration in [12] could be adapted to ES. Curiosity is evolved in [1]; a similar meta-learning or meta-evolutionary approach could be taken in Curiosity-ES. [41] provides a review of methods which combine RL and population-based methods; as demonstrated with Curiosity, we believe there is a great potential in this intersection.

We found in this work that exploration bonuses which reward transitions that are different leads to the evolution of a diverse set of policies. This motivates this idea of using exploration bonuses which are calculated throughout the lifetime of an individual, rather than basing reward on an aggregate measure of behavior. We observed that the use of an intrinsic motivation over the entire trajectory led to more efficient policies and greater overall exploration.

References

- [1] Ferran Alet et al. “Meta-learning curiosity algorithms”. In: (2020).
- [2] Marcin Andrychowicz et al. “Hindsight experience replay”. In: *Advances in neural information processing systems* 30 (2017).
- [3] Arthur Aubret, Laetitia Matignon, and Salima Hassas. “A survey on intrinsic motivation in reinforcement learning”. In: *arXiv preprint arXiv:1908.06976* (2019).
- [4] Adrià Puigdomènech Badia et al. “Never Give Up: Learning Directed Exploration Strategies”. In: *International Conference on Learning Representations*. 2020. URL: <https://openreview.net/forum?id=SyE57xStvB>.
- [5] Ronen I Brafman and Moshe Tennenholtz. “R-max-a general polynomial time algorithm for near-optimal reinforcement learning”. In: *Journal of Machine Learning Research* 3.Oct (2002), pp. 213–231.
- [6] Yuri Burda et al. “Exploration by random network distillation”. In: *International Conference on Learning Representations*. 2018.
- [7] Konstantinos Chatzilygeroudis et al. “Quality-Diversity Optimization: a novel branch of stochastic optimization”. In: *Black Box Optimization, Machine Learning, and No-Free Lunch Theorems*. Springer, 2021, pp. 109–135.
- [8] Patryk Chrabaszcz, Ilya Loshchilov, and Frank Hutter. “Back to basics: benchmarking canonical evolution strategies for playing Atari”. In: *Proceedings of the 27th International Joint Conference on Artificial Intelligence*. 2018, pp. 1419–1426.
- [9] Edoardo Conti et al. “Improving exploration in evolution strategies for deep reinforcement learning via a population of novelty-seeking agents”. In: *Advances in neural information processing systems* 31 (2018).
- [10] Antoine Cully. “Autonomous Skill Discovery with Quality-Diversity and Unsupervised Descriptors”. In: *Proceedings of the Genetic and Evolutionary Computation Conference*. GECCO ’19. New York, NY, USA: Association for Computing Machinery, July 13, 2019, pp. 81–89. ISBN: 978-1-4503-6111-8. DOI: 10.1145/3321707.3321804.
- [11] Antoine Cully et al. “Robots That Can Adapt like Animals”. In: *Nature* 521.7553 (7553 May 2015), pp. 503–507. ISSN: 1476-4687. DOI: 10.1038/nature14422.
- [12] Onno Eberhard et al. “Pink Noise Is All You Need: Colored Noise Exploration in Deep Reinforcement Learning”. In: *Proceedings of the Eleventh International Conference on Learning Representations (ICLR 2023)*. May 2023. URL: <https://openreview.net/forum?id=hQ9V5QN27eS>.
- [13] Adrien Ecoffet et al. “First return, then explore”. In: *Nature* 590.7847 (2021), pp. 580–586.
- [14] Adrien Ecoffet et al. “Go-Explore: a New Approach for Hard-Exploration Problems”. In: *arXiv e-prints* (2019), arXiv–1901.
- [15] Benjamin Eysenbach et al. “Diversity is All You Need: Learning Skills without a Reward Function”. In: *International Conference on Learning Representations*. 2019. URL: <https://openreview.net/forum?id=SJx63jRqFm>.
- [16] Yannis Flet-Berliac et al. “Adversarially Guided Actor-Critic”. In: *International Conference on Learning Representations*. 2020.
- [17] Matthew C Fontaine et al. “Covariance matrix adaptation for the rapid illumination of behavior space”. In: *Proceedings of the 2020 genetic and evolutionary computation conference*. 2020, pp. 94–102.
- [18] Justin Fu, John Co-Reyes, and Sergey Levine. “Ex2: Exploration with exemplar models for deep reinforcement learning”. In: *Advances in neural information processing systems* 30 (2017).
- [19] Scott Fujimoto, Herke Hoof, and David Meger. “Addressing function approximation error in actor-critic methods”. In: *International conference on machine learning*. PMLR. 2018, pp. 1587–1596.
- [20] Theodoros Galanos et al. “ARCH-Elites: quality-diversity for urban design”. In: *Proceedings of the Genetic and Evolutionary Computation Conference Companion*. 2021, pp. 313–314.
- [21] Karol Gregor, Danilo Jimenez Rezende, and Daan Wierstra. “Variational intrinsic control”. In: *arXiv preprint arXiv:1611.07507* (2016).

- [22] Luca Grillotti and Antoine Cully. “Unsupervised Behaviour Discovery with Quality-Diversity Optimisation”. In: *IEEE Transactions on Evolutionary Computation* (2022), pp. 1–1. ISSN: 1941-0026. DOI: 10.1109/TEVC.2022.3159855.
- [23] Danijar Hafner et al. “Dream to control: Learning behaviors by latent imagination”. In: *arXiv preprint arXiv:1912.01603* (2019).
- [24] Nikolaus Hansen and Andreas Ostermeier. “Completely derandomized self-adaptation in evolution strategies”. In: *Evolutionary computation* 9.2 (2001), pp. 159–195.
- [25] John H Holland. “Genetic algorithms”. In: *Scientific american* 267.1 (1992), pp. 66–73.
- [26] Mark Koren et al. “Adaptive stress testing for autonomous vehicles”. In: *2018 IEEE Intelligent Vehicles Symposium (IV)*. IEEE, 2018, pp. 1–7.
- [27] Joel Lehman and Kenneth O Stanley. “Abandoning objectives: Evolution through the search for novelty alone”. In: *Evolutionary computation* 19.2 (2011), pp. 189–223.
- [28] Joel Lehman and Kenneth O Stanley. “Evolving a diversity of virtual creatures through novelty search and local competition”. In: *Proceedings of the 13th annual conference on Genetic and evolutionary computation*. 2011, pp. 211–218.
- [29] Joel Lehman and Kenneth O Stanley. “Exploiting Open-Endedness to Solve Problems through the Search for Novelty.” In: *ALIFE*. 2008, pp. 329–336.
- [30] Eric Liang et al. “RLlib: Abstractions for distributed reinforcement learning”. In: *International Conference on Machine Learning*. PMLR, 2018, pp. 3053–3062.
- [31] Qihao Liu, Yujia Wang, and Xiaofeng Liu. “PNS: Population-Guided Novelty Search for Reinforcement Learning in Hard Exploration Environments”. In: *2021 IEEE/RSJ International Conference on Intelligent Robots and Systems (IROS)*. IEEE, 2021, pp. 5627–5634.
- [32] Volodymyr Mnih et al. “Human-level control through deep reinforcement learning”. In: *Nature* 518.7540 (2015), pp. 529–533.
- [33] Philipp Moritz et al. “Ray: A distributed framework for emerging {AI} applications”. In: *13th USENIX Symposium on Operating Systems Design and Implementation (OSDI 18)*. 2018, pp. 561–577.
- [34] Jean-Baptiste Mouret. “Novelty-based multiobjectivization”. In: *New Horizons in Evolutionary Robotics: Extended Contributions from the 2009 EvoDeRob Workshop*. Springer, 2011, pp. 139–154.
- [35] Giuseppe Paolo et al. “Sparse Reward Exploration via Novelty Search and Emitters”. In: *Proceedings of the Genetic and Evolutionary Computation Conference*. 2021, pp. 154–162.
- [36] Giuseppe Paolo et al. “Unsupervised Learning and Exploration of Reachable Outcome Space”. In: *2020 IEEE International Conference on Robotics and Automation (ICRA)*. IEEE, 2020, pp. 2379–2385.
- [37] Deepak Pathak et al. “Curiosity-driven exploration by self-supervised prediction”. In: *International conference on machine learning*. PMLR, 2017, pp. 2778–2787.
- [38] Ingo Rechenberg. “Evolutionsstrategien”. In: *Simulationsmethoden in der Medizin und Biologie*. Springer, 1978, pp. 83–114.
- [39] Tim Salimans et al. “Evolution strategies as a scalable alternative to reinforcement learning”. In: *arXiv preprint arXiv:1703.03864* (2017).
- [40] Longxiang Shi et al. “Efficient novelty search through deep reinforcement learning”. In: *IEEE Access* 8 (2020), pp. 128809–128818.
- [41] Olivier Sigaud. “Combining Evolution and Deep Reinforcement Learning for Policy Search: a Survey”. In: *arXiv preprint arXiv:2203.14009* (2022).
- [42] Yujin Tang, Yingtao Tian, and David Ha. “EvoJAX: Hardware-Accelerated Neuroevolution”. In: *Proceedings of the Genetic and Evolutionary Computation Conference Companion*. GECCO ’22. Boston, Massachusetts: Association for Computing Machinery, 2022, pp. 308–311. ISBN: 9781450392686. DOI: 10.1145/3520304.3528770. URL: <https://doi.org/10.1145/3520304.3528770>.
- [43] Yuval Tassa et al. “DeepMind Control Suite”. In: *arXiv preprint arXiv:1801.00690* (2018).
- [44] Bryon Tjanaka et al. *pyribs: A bare-bones Python library for quality diversity optimization*. <https://github.com/icaros-usc/pyribs>. 2021.
- [45] Kai Xu et al. “Fit and diverse: Set evolution for inspiring 3d shape galleries”. In: *ACM Transactions on Graphics (TOG)* 31.4 (2012), pp. 1–10.