





Agent Miner: An Algorithm for Discovering Agent Systems from Event Data

Andrei Tour¹ , Artem Polyvyanyy¹ , Anna Kalenkova² , and Arik Senderovich³ 

¹ The University of Melbourne, VIC, 3010, Australia
atour@student.unimelb.edu.au; artem.polyvyanyy@unimelb.edu.au

² The University of Adelaide, Adelaide, Australia
anna.kalenkova@adelaide.edu.au

³ York University, Toronto, Ontario, Canada
sariks@yorku.ca

Abstract. The problem of process discovery in process mining studies ways to construct process models that encode business processes that induced event data recorded by IT systems. Most existing discovery algorithms are concerned with constructing models that represent the control flow of the processes. Agent system mining argues that business processes often emerge from interactions of autonomous agents and uses event data to construct models of the agents and their interactions. This paradigm shift from the control flow to agent system discovery proves beneficial when interacting agents have produced the underlying data. This paper presents an algorithm, called Agent Miner, for discovering models of agents and their interactions that compose the system that has generated the business processes recorded in the input event data. The conducted evaluation using our open-source implementation of Agent Miner over publicly available industrial datasets confirms that the approach can unveil insights into the process participants and their interaction patterns and often discovers models that describe the data more accurately in terms of precision and recall and are smaller in size than the corresponding models discovered using conventional discovery algorithms.

Keywords: Process mining, agent system mining, agents, interactions.

1 Introduction

Process discovery is a subarea of process mining that studies ways to automatically construct models that faithfully describe processes of a system based on event data the system induced [1]. Constructed in this way models assist process analysts in understanding the system and, consecutively, deciding how to improve it. This focus on constructing models that capture the control flow of the processes has at least two limitations. Firstly, the resulting models are not well suited for analyzing the behavior of process participants and their interactions, as activities performed by an agent of interest are often scattered across the discovered model. Secondly, the obtained models are often complex, as overfitting is required to represent the data well, the phenomenon known as *spaghetti*

models [1]. Interestingly, models of interacting agents, or agent systems, address the first limitation by definition and do not necessarily grow in complexity with the growth of the amount of event data they represent [22].

Agent system mining is a type of process mining that studies ways to derive and use knowledge about systems composed of interacting agents based on the events these agents generate [21]. This paper presents and evaluates an agent system discovery algorithm. Concretely, this paper makes these contributions:

- It presents a divide-and-conquer algorithm, called Agent Miner, for discovering models of agents and their interactions from input event data. The algorithm divides the input collection of events into several special subsets and “conquers” them using state-of-the-art process discovery algorithms.
- It provides an open-source implementation of Agent Miner.
- It presents the results of an evaluation of Agent Miner over industrial datasets that confirm its ability to discover agent and interaction models that describe the input event data more accurately, in terms of precision and recall, than the corresponding process models constructed using conventional discovery techniques, while also being collectively smaller in size than the process models.

The remainder of this paper proceeds as follows. The next section presents a motivating example. Then, Section 3 gives basic notions required for understanding the subsequent discussions. Section 4 presents our new discovery algorithm, while Section 5 discusses the results of its evaluation. Finally, Section 6 surveys related work before Section 7 gives concluding remarks on this work.

2 Motivating Example

As a motivating example, we propose a hypothetical health surveillance process sketched in Fig. 1. The process starts with a check (see the *check* activity in the figure) of the patient by doctor *d1*. If the analysis (*analyze*) of the results of the check indicates a risk of developing ill-health, the doctor prescribes (*prescribe*) medical tests and preventive therapy. The possible tests are blood test (*B-test*), ultrasound (*U-sound*), and *X-ray*. The therapy includes *yoga*, *physio*, *gym*, and swimming (*swim*). The tests and the therapy are performed independently; any subset of tests and exercises can be prescribed. Doctors *d2* and *d4* perform the tests, while the therapy is conducted by doctors *d3* and *d5*. Once the tests and the therapy are completed, doctor *d1* rechecks (*check*) the patient. If the new check shows good results, the patient is discharged (*discharge*), and the process terminates; otherwise, further tests and therapy are prescribed. The information system that supports the process recorded a *log* of events that stem from managing 1024 patients. Each recorded event has four attributes that specify the *timestamp* of the event occurrence, *activity* that triggered the event, patient *case* the event relates to, and doctor, or *agent*, that performed the activity.

Figure 2 shows three directly-follows graphs (DFGs) [1] discovered from 2, 8, and 32 traces from the log, where a *trace* is a sequence of all events with the same case attribute ordered by their timestamps. The DFGs describe control flow dependencies between the activities of the health surveillance process learned

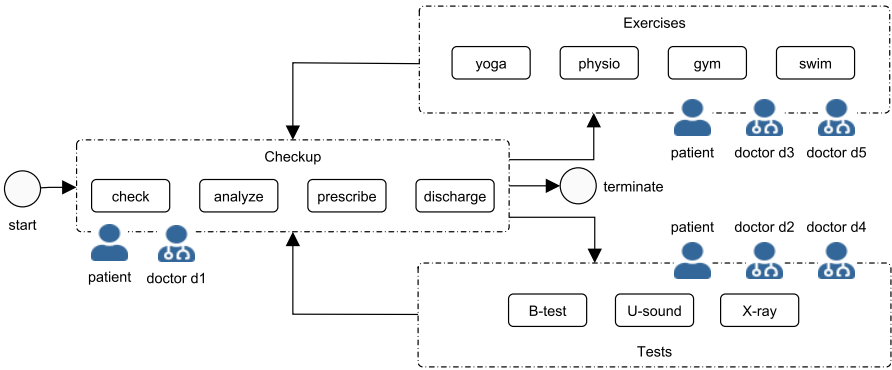


Fig. 1: A schematic visualization of the health surveillance process.

from the data. Note that the complexity of the DFGs, defined as the number of nodes and arcs, grows as they aim to represent more data.

Figure 3 shows three DFGs that encode the behaviors of the three *agent types* involved in the health surveillance process, while Fig. 4 shows the Petri net [17] that defines interactions of these agent types; all four models were constructed by Agent Miner from the same 32 traces used to construct the DFG in Fig. 2c. Besides providing an alternative perspective to the process, these models, similar to the DFGs in Fig. 2, describe control flow dependencies between activities. These dependencies are captured explicitly in the integrated Petri net, called Multi-Agent System (MAS) net. Interestingly, this MAS net is smaller and represents the event data more faithfully than the Petri net constructed from the same 32 traces using Inductive Miner (IM) [10]—a conventional process discovery algorithm. The MAS net has 155 nodes and arcs, while the IM net has 175 nodes and arcs. The precision of the MAS net and the IM net is 0.37 and 0.16, respectively. To support model comparison, both algorithms were configured to discover perfectly fitting models (recall of 1.0). Precision and recall were measured using the entropy-based approach [15], which guarantees that better models result in better measurements [20]. Note that, in general, a MAS net often does not require an increase in complexity to represent more event data well. For instance, this MAS net discovered from 32 traces has precision of 0.43

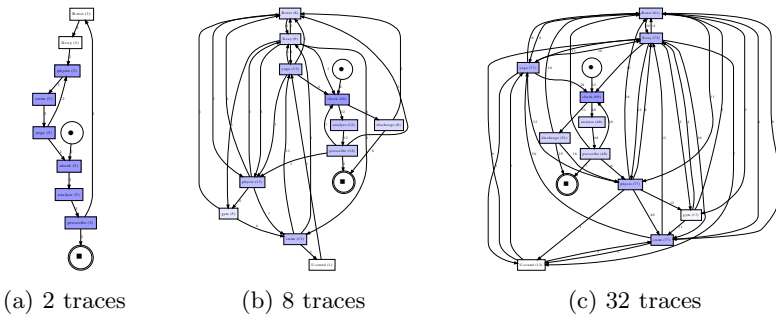


Fig. 2: DFGs that describe the health surveillance process (readability not intended).

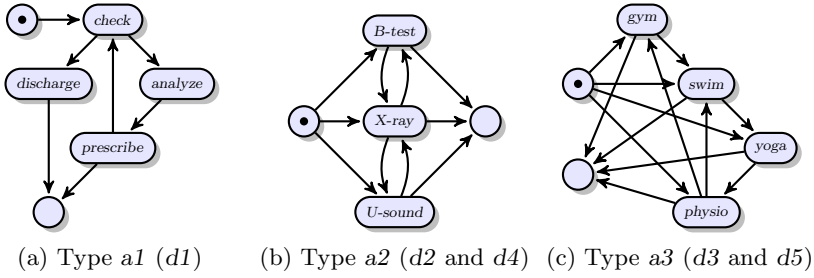


Fig. 3: Agent type DFGs from the health surveillance process.

if measured for the entire log of 1024 traces, while the IM net has precision of 0.18. Details on how MAS nets are constructed are provided in Section 4.1.

This example confirms that Agent Miner can construct fitting, precise, and compact models of process participants and their interactions. The input log, models, and measurements discussed in this section are publicly available.¹

3 Preliminaries

This section introduces Petri nets (Section 3.1), and event logs (Section 3.2). These notions are used to support discussions in the subsequent sections.

3.1 Petri Nets and Workflow Nets

Petri nets formalism suits well for describing models of distributed systems [17].

Definition 3.1 (Petri nets)

A (labeled) Petri net, or a net, N is a quintuple $(P, T, F, \Lambda, \lambda)$, where P is a finite set of places, T is a finite set of transitions, $F \subseteq (P \times T) \cup (T \times P)$ is the flow relation, Λ is a set of labels, such that $\tau \in \Lambda$ is the silent label and sets P , T , and Λ are pairwise disjoint, and $\lambda : T \rightarrow \Lambda$ is the labeling function. \square

If $\lambda(t) = \tau$, $t \in T$, t is silent; otherwise t is observable. Observable transitions represent activities from the problem domain, and silent transitions encode internal actions of the system described by the net. A marking M of a net encodes its state and is a multiset over its places. Figure 4 shows a Petri net $N = (P, T, F, \Lambda, \lambda)$,

¹ <https://doi.org/10.26188/20224326>

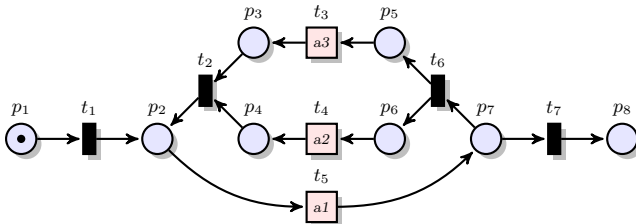


Fig. 4: A Petri net with marking $[p_1]$ that describes interactions of the three agent types from Fig. 3 identified in the health surveillance process shown in Fig. 1.

with eight places ($P = \{p_1, \dots, p_8\}$) and seven transitions ($T = \{t_1, \dots, t_7\}$). In the graphical notation, places are drawn as circles, while transitions as squares or rectangles. Transitions t_1, t_2, t_6 , and t_7 are silent, shown as black rectangles. The labeling function assigns labels $a1$, $a2$, and $a3$ to transitions t_5 , t_4 , and t_3 , respectively. The flow relation is shown as directed arcs. A marking is denoted as an arrangement of black dots, called *tokens*, inside of the corresponding places.

Let $n \in P \cup T$ be a place or transition, then by $\bullet n = \{x \in (P \cup T) \mid (x, n) \in F\}$ we denote its *preset* and by $n \bullet = \{x \in (P \cup T) \mid (n, x) \in F\}$ we denote its *postset*. Let $N = (P, T, F, A, \lambda)$ be a net. A transition $t \in T$ is *enabled* in a marking M of N , denoted by $(N, M)[t]$, if every *input place* of t contains at least one token, i.e., $\forall p \in \bullet t : M(p) > 0$; by $M(p)$ we denote the multiplicity of p in M . An enabled transition $t \in T$ can occur. An *occurrence* of t leads to a fresh marking $M' = (M \setminus \bullet t) \uplus t \bullet$ of N , denoted by $(N, M)[t](N, M')$.

Workflow nets are special nets used for modeling workflows [1].

Definition 3.2 (Workflow nets)

A *workflow net* is a Petri net (P, T, F, A, λ) with a dedicated *initial place* $i \in P$, $\bullet i = \emptyset$, a dedicated *final place* $f \in P$, $f \bullet = \emptyset$, with every place and transition on the vertex sequence of some directed walk from i to f in graph $(P \cup T, F)$. \sqcup

Marking $[i]$ is the initial marking of a workflow net. A workflow net is *safe* if every marking reachable from $[i]$ via a sequence of transition occurrences is a set. It is *sound* if every transition of the net can occur in some sequence of transition occurrences that starts in $[i]$, every sequence of transition occurrences that starts in $[i]$ can be extended to “put” a token in the final place, and once there is a token in the final place no other places hold tokens [1]. Figure 4 shows a sound workflow net, where p_1 is the initial place and p_8 is the final place.

3.2 Events, Event Logs, and Traces

An *event log*, or *log*, represents real-world processes recorded by an information system. In process mining, events are often organized into time-ordered sequences, called *traces*. As explained in Section 2, in our work, each event has at least four attributes: *timestamp*, *activity*, *case*, and *agent* (either instance or type). Let \mathcal{A} be the universe of attribute names, with $\{\text{timestamp}, \text{activity}, \text{case}, \text{agent}\} \subseteq \mathcal{A}$. Let \mathcal{V} be the universe of attribute values. Then, an *event* is an attribute function $e : \mathcal{A} \rightarrow \mathcal{V}$ that maps attribute names to attribute values. By \mathcal{E} we denote the universe of events. An *event selection* $S \subseteq \mathcal{E}$

Table 1: An event selection.

event	timestamp	case	activity	agent
e^a	30 Mar 16:34	case1	check	d1/a1
e^b	30 Mar 16:35	case1	analyze	d1/a1
e^c	31 Mar 16:35	case2	check	d1/a1
e^d	01 Apr 08:22	case2	analyze	d1/a1
e^e	01 Apr 16:05	case1	prescribe	d1/a1
e^f	03 Apr 11:55	case1	B-test	d4/a2
e^g	03 Apr 16:59	case1	X-ray	d4/a2
e^h	06 Apr 10:02	case1	physio	d3/a3
e^i	06 Apr 11:01	case1	swim	d3/a3
e^j	07 Apr 15:55	case1	yoga	d3/a3
e^k	07 Apr 11:11	case1	physio	d3/a3
e^l	10 Apr 13:13	case1	swim	d3/a3
e^m	10 Apr 15:05	case1	yoga	d3/a3
e^n	11 Apr 09:12	case1	physio	d3/a3
e^o	11 Apr 10:05	case1	swim	d3/a3
e^p	13 Apr 11:03	case1	yoga	d3/a3
e^q	13 Apr 14:57	case1	check	d1/a1
e^r	16 Apr 12:11	case1	analyze	d1/a1
e^s	17 Apr 10:03	case1	prescribe	d1/a1
e^t	17 Apr 16:36	case2	prescribe	d1/a1

is a finite set of events. Without loss of generality, we assume that events have unique timestamps. Table 1 defines event selection $S = \{e^a, \dots, e^t\}$. Each row of the table describes one event. For example, $e^t = \{(timestamp, 17 \text{ Apr } 16:36), (activity, prescribe), (case, case2), (agent, a1)\}$ is the event from the last row of Table 1; the agent attribute specifies agent type.

Let X be a finite non-empty set. A *partition* of X is a set Π of disjoint subsets of X such that the union of the subsets equals X ; the subsets are *parts* of Π . Partition Π can be defined by an equivalence relation $\sim \subseteq X \times X$ such that if two events $e_i, e_j \in X$ are equivalent under \sim , that is, it holds that $(e_i, e_j) \in \sim$, then e_i and e_j belong to the same part of Π . We use notation $\Pi = X/\sim$ to denote that partition Π is defined by the equivalence relation \sim over X . Against this background, we define a trace of an event selection as follows.

Definition 3.3 (Trace induced by a partition)

The *trace* σ of event selection S induced by part π of partition $\Pi = S/\sim$ is the ordered by timestamps sequence of all and only events in π . ┘

We refer to Π and \sim as the *trace partition* and the *trace relation* that induce σ . The *trace set* of S induced by $\Pi = S/\sim$ is the set of traces Σ that for each part π of Π contains the trace of S induced by π , and contains no other traces.

Definition 3.4 (Event log)

An *event log*, or *log*, of event selection S induced by partition $\Pi = S/\sim$ is a triple (S, Σ, ν) , where $\Sigma \subset S^*$ is the trace set induced by Π , and $\nu : S \rightarrow \mathcal{V}$ is a naming function that assigns names to events in S . ┘

Multiple event logs induced by different partitions and naming functions can be defined. For example, in classical process discovery, traces are induced by case attributes. Let \mathcal{C} be a universe of cases. The *case trace set* of event selection S is the trace set of S defined by relation $\sim^c = \{(e_i, e_j) \in S \times S \mid e_i(case) = e_j(case)\}$, denoted by Σ^c ; we refer to traces in Σ^c as *case traces*. For instance, the case trace set of the event selection in Table 1 consists of two case traces, namely $\langle e^a, e^b, e^e, e^f, e^g, e^h, e^i, e^j, e^k, e^l, e^m, e^n, e^o, e^p, e^q, e^r, e^s \rangle$ and $\langle e^c, e^d, e^t \rangle$.

The naming function of an event log specifies the names of the events used by the discovery algorithms to identify activity names in the constructed process models. In process discovery, events are often identified by their activity attributes, that is, $\nu = \{(e, e(activity)) \mid e \in S\}$. In general, other naming functions can be used. We will use this feature in the next section.

4 Agent Miner

In this section, we introduce the basic notions required to define the Agent Miner algorithm (Section 4.1) and present the algorithm (Section 4.2).

4.1 Agent Logs and Nets

A trace of an *agent trace set* is a sequence of events that refer to the same case, are performed by the same agent (identified by the agent attribute), and are not interrupted by an event from the same case performed by a different agent.

Definition 4.1 (Agent trace set)

The *agent trace set* of event selection S is the trace set of S induced by the partition of S defined by relation $\sim = \{(e_i, e_j) \in S \times S \mid (e_i(\text{agent}) = e_j(\text{agent})) \wedge (e_i(\text{case}) = e_j(\text{case})) \wedge (\neg \exists e_k \in S : (((e_i(\text{timestamp}) < e_k(\text{timestamp}) < e_j(\text{timestamp})) \vee (e_j(\text{timestamp}) < e_k(\text{timestamp}) < e_i(\text{timestamp}))) \wedge (e_i(\text{agent}) \neq e_k(\text{agent}) \wedge e_i(\text{case}) = e_k(\text{case}))))\}$. \lrcorner

The set $\{\langle e^a, e^b, e^e \rangle, \langle e^c, e^d, e^t \rangle, \langle e^f, e^g \rangle, \langle e^h, e^i, e^j, e^k, e^l, e^m, e^n, e^o, e^p \rangle, \langle e^q, e^r, e^s \rangle\}$ is the agent trace set of the event selection in Table 1. For instance, in trace $\langle e^a, e^b, e^e \rangle$, all events are from *case1*, performed by agent *a1*, and, though interrupted by events e^c and e^d , the latter events are from a different case. Note that, by definition, relation \sim from Definition 4.1 is an equivalence relation.

Next, we rely on the notions of the case and agent trace sets to define several useful logs. Traces of an interaction log are composed of events that allow identifying all handovers of work between agents.

Definition 4.2 (Interaction log)

The *interaction log* of event selection S is the triple (\bar{S}, Σ, ν) , where \bar{S} is the *agent event selection* composed of the first events of all the traces in the agent trace set Δ of S , that is, $\bar{S} = \{\delta(1) \mid \delta \in \Delta\}$, Σ is the case trace set of \bar{S} , and $\nu = \{(e, e(\text{agent})) \mid e \in \bar{S}\}$ names each event by the corresponding agent. \lrcorner

The interaction log of the event selection from Table 1 is, therefore, the event log (\bar{S}, Σ, ν) , where $\bar{S} = \{e^a, e^c, e^f, e^h, e^q\}$, $\Sigma = \{\langle e^a, e^f, e^h, e^q \rangle, \langle e^c \rangle\}$, and $\nu = \{(e^a, a1), (e^c, a1), (e^f, a2), (e^h, a3), (e^q, a1)\}$. For instance, trace $\langle e^a, e^f, e^h, e^q \rangle$ in Σ suggests that agent *a1* starts *case1*; note that $e^a(\text{agent}) = a1$ and $e^a(\text{case}) = \text{case1}$. Then, agent *a2* takes over the work on *case1*. Agent *a2* then passes the work on *case1* to agent *a3*, who later hands work back to agent *a1*.

Traces in the agent trace set done by the same agent compose its agent log.

Definition 4.3 (Agent log)

The *agent log* of agent a and event selection S is the triple (S^a, Σ, ν) , where $S^a = \{e \in S \mid e(\text{agent}) = a\}$, Σ is the set of traces in the agent trace set Δ of S performed by a , that is, $\Sigma = \{\delta \in \Delta \mid \forall i \in [1..|\delta|] : \delta(i)(\text{agent}) = a\}$, and $\nu = \{(e, (a, e(\text{activity}))) \mid e \in S^a\}$ is the naming function that names an event by the pair comprising its agent and activity attributes. \lrcorner

The agent log of agent *a1* and the event selection from Table 1 is defined by the triple (S^{a1}, Σ, ν) , where $S^{a1} = \{e^a, e^b, e^c, e^d, e^e, e^q, e^r, e^s, e^t\}$, $\Sigma = \{\langle e^a, e^b, e^e \rangle, \langle e^c, e^d, e^t \rangle, \langle e^q, e^r, e^s \rangle\}$, and ν maps events in S^{a1} to their names and contains, for instance, it holds that $\{(e^a, (a1, \text{check})), (e^d, (a1, \text{analyze}))\} \subset \nu$.

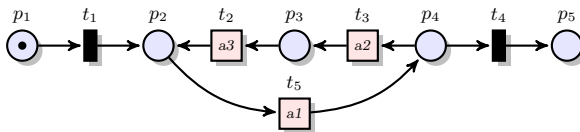


Fig. 5: An i-net.

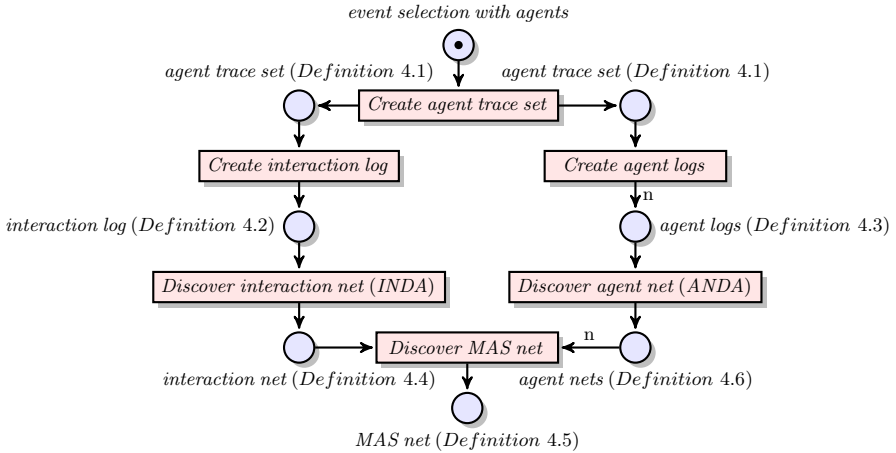


Fig. 6: The Agent Miner algorithm.

Agent Miner uses several event logs to discover and compose nets. Next, we discuss several classes of workflow nets used by Agent Miner.

An interaction net describes the structure of interactions between agents.

Definition 4.4 (Interaction net)

An *interaction net*, or an *i-net*, of event selection S is a workflow net $(P, T, F, \Lambda, \lambda)$, where $\Lambda = \{a \in \mathcal{V} \mid \exists e \in S : e(\text{agent}) = a\} \cup \{\tau\}$. \lrcorner

Figures 4 and 5 show two i-nets of the event selection from Table 1. They describe alternative ways the agents could have interacted to generate the event data. For example, the i-net in Figure 5 suggests that agent $a1$ starts the interaction, and then any number of sequences of interactions of $a1$ with agent $a2$, then of $a2$ with agent $a3$, and finally of $a3$ again with agent $a1$ can occur.

A MAS net describes how agents perform activities in a collaborative setting.

Definition 4.5 (Multi-Agent System net)

A *Multi-Agent System (MAS) net* of event selection S is a workflow net $(P, T, F, \Lambda, \lambda)$, with $\Lambda = \{(a, b) \in \mathcal{V} \times \mathcal{V} \mid \exists e \in S : e(\text{agent}) = a \wedge e(\text{activity}) = b\} \cup \{\tau\}$. \lrcorner

A MAS net of events of a single agent is an agent net of this agent.

Definition 4.6 (Agent net)

A MAS net of event selection S such that the agent attribute of every event in S is equal to a , that is, $\forall e \in S : e(\text{agent}) = a$, is an *agent net* of a . \lrcorner

4.2 Algorithm

Figure 6 defines the Agent Miner algorithm as a workflow net. It is parameterized by two conventional control flow discovery algorithms: an Agent Net Discovery Algorithm (ANDA) and an Interaction Net Discovery Algorithm (INDA). Agent Miner takes an event selection as input and produces an interaction net, agent nets, and a MAS net. Similar to standard process discovery algorithms, the

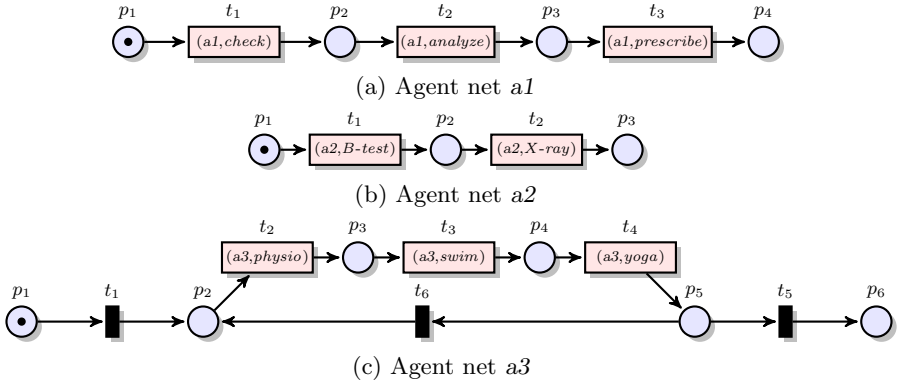


Fig. 7: Three agent nets.

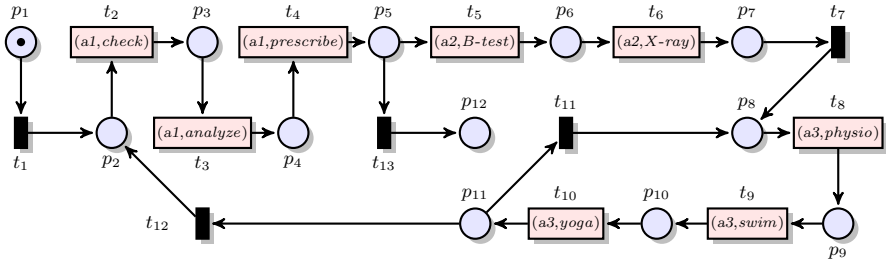


Fig. 8: A MAS net.

latter explains how the discovered interaction and agent nets represent the traces identified by the case attribute. It has six steps detailed below.

Create agent trace set. The agent trace set of the input event selection is created by associating each event with an agent trace, see Definition 4.1.

Create interaction log. The interaction log is created by selecting the first events of all traces in the agent trace set and constructing the case trace set of this event selection, see Definition 4.2.

Discover interaction net. In this step, INDA is used to discover an i-net, see Definition 4.4, from the interaction log. For example, the i-net in Fig. 5 was discovered from the interaction log of the event selection in Table 1.

Create agent logs. Multiple (n) agent logs are created, one for each agent encountered in the input event selection, by extracting the corresponding agent traces from the agent trace set, see Definition 4.3.

Discover agent net. In this step, ANDA is used to discover n agent nets (one net is discovered from each agent log), see Definition 4.6. Figure 7 shows three agent nets discovered from the agent logs of the event selection in Table 1.

Discover MAS net. Finally, a MAS net, see Definition 4.5, is constructed by “embedding” the agent nets into the i-net and applying the Fusion of Series Places reduction [13] to the refined i-net. Fig. 8 shows the embedding of the agent nets in Definition 4.6 into the i-net in Fig. 5. The embedding is performed by refining each observable transition in the i-net with the corresponding agent

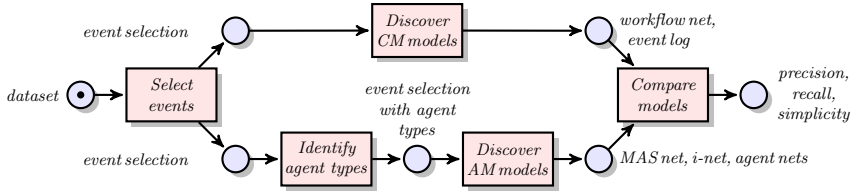


Fig. 9: Evaluation design.

net. The resulting MAS net describes how agents (doctors) interact to support the execution of cases (treatment of patients) in the health surveillance process introduced in Section 2 discovered based on the event selection from Table 1.

Thus, Agent Miner is a divide-and-conquer algorithm that divides, in a special way, the input event selection into interaction and agent logs and conquers these logs using standard discovery algorithms. In this work, as ANDA, we used DFG translation to Petri nets [11], while as INDA, we used Inductive Miner [10] and removed iterations of observable transitions in the obtained i-nets. As these algorithms guarantee that the constructed models are safe and sound workflow nets, every MAS net obtained by embedding agent nets into an interaction net is guaranteed to be a safe and sound workflow net (cf. Theorem 2 in [16]). In addition, this approach follows the agent system paradigm, where agents are sequential machines, and parallelism emerges through their collaborations.

5 Evaluation

The Agent Miner algorithm (Figure 6) and its evaluation pipeline (Figure 9), including the code, the discovered models, and detailed results, are publicly available.² This section presents and discusses the design (Section 5.1) and results (Section 5.2) of an evaluation of Agent Miner using real-world datasets.

5.1 Design

Figure 9 presents our five-step evaluation pipeline. We executed this pipeline for each real-world dataset used in this evaluation. The steps are explained below.

Select events. In this step, we filter the dataset to ensure events have required attributes and remove infrequent case traces. Specifically, every event must have a *case*, *timestamp*, *activity*, and *agent* attribute. Moreover, each event must be part of a case that represents a frequent case variant (a trace within $vff\%$ of the most common case traces, where vff is the *variant frequency filter* parameter).

Discover CM models. We use a Conventional Miner (CM) algorithm to construct process models from the event log, see Definition 3.4, induced by the event selection. As common in process discovery, events in the log are named by their *activity* attributes. In this work, as a conventional algorithm, we use Inductive Miner (the IMf variant) [10], a state-of-the-art discovery algorithm. Given a log, IMf constructs a sound workflow net that represents the case traces recorded in the log. For a given log, we construct ten nets, one for each configuration of

² <https://doi.org/10.26188/21127273>

the *noise threshold* parameter of IMf in the range from 0.0 to 0.9 (in 0.1 increments). This ensures that the discovered CM models show a range of fitness characteristics with respect to the input event log.

Identify agent types. For the event selection, we identify agent instances using agent attribute values of events and group the instances into agent types by clustering them based on distances between agent instance DFGs, where an agent instance DFG is constructed from the corresponding agent log (Definition 4.3). For a pair of agent instances (a_1, a_2) , we calculate the distance between the DFGs of agents a_1 and a_2 as $1 - \max(|DF_{a_1} \cap DF_{a_2}|/|DF_{a_1}|, |DF_{a_1} \cap DF_{a_2}|/|DF_{a_2}|)$, where DF_{a_1} and DF_{a_2} are the directly-follows relations (sets of edges) in the corresponding DFGs. Thus, the more one DFG subsumes the directly-follows relations of the other DFG, the more likely it is that the corresponding agent instances belong to the same agent type. Once the agent types are identified, the agent attribute values of all the events in the input dataset are promoted from instances to types. The result of identifying agent types for the agent instances participating in the motivating example from Section 2 is shown in Fig. 3.

Discover AM models. For the event selection over the agent types, we use Agent Miner (AM) algorithm (refer to Section 4) to discover agent nets, model of agents’ interactions, and MAS nets that define the semantics of the resulting agent systems. For each dataset, we run AM ten times with ten different parameter pairs (ff_i, nt_i) , with $i \in \{1, \dots, 10\}$, $ff_i = i \times 0.1$, and $nt_i = 1 - i \times 0.1$. Parameter ff_i is the *activity frequency filter* parameter used in agent DFG discovery. Parameter nt_i is the *noise threshold* parameter of IMf used in i-net discovery. Hence, the lower the value of i , the more filtered the event selection is and the less the discovered models are fit to the input data.

Compare models. To compare the discovered CM and AM models, we calculate their *recall*, *precision*, and *simplicity* against the event log constructed in the *Discover CM models* step. A model has good precision if it allows as few traces as possible that are not recorded in the log, while a model with good recall replays as many traces from the event log as possible. To compute precision and recall, we use the entropy-based measures [15]. These measures fulfill all the desired properties for these classes of measures [20]. For example, they guarantee that a model that describes fewer traces outside the log has a better precision score. We measure the simplicity of a discovered model as the number of its nodes and edges. Note that labels of observable transitions of AM models are composed of agent-activity pairs; cf. Fig. 8. In process discovery, models are commonly compared on the level of observed activities. To enable fair comparison, we thus rewrite transition labels in AM models to only mention activity names.

5.2 Datasets and Results

To the best of our knowledge, there are no publicly available datasets that stem from executions of real-world business processes by agents. Thus, to evaluate Agent Miner, we used nine publicly available real-world Business Process Intelligence Challenge (BPIC) datasets.³ These datasets are widely used to evaluate

³ <https://data.4tu.nl/search?q=BPI>

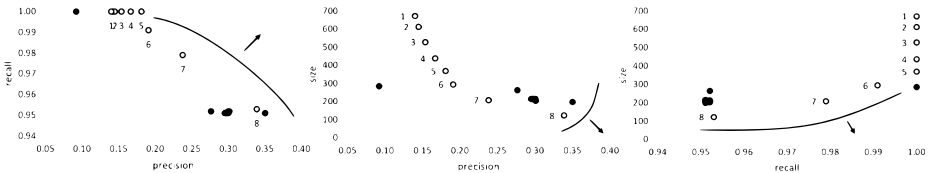
Table 2: BPIC evaluation results.

BPIC dataset	Case variant cover (<i>vff%</i>)	Inductive Miner (IMf) runs						Agent Miner (AM) runs					
		lowest size			highest precision			lowest size			highest precision		
		size	recall	prec.	size	recall	prec.	size	recall	prec.	size	recall	prec.
2011	10%	592	0.72	0.41	592	0.72	0.41	466	0.92	0.35	466	0.92	0.35
2012	80%	420	1.00	0.06	454	0.88	0.32	333	0.80	0.18	333	0.80	0.18
2013	80%	54	0.70	0.53	105	0.78	0.62	69	0.62	0.64	69	0.62	0.64
2014	10%	229	0.85	0.28	335	0.55	0.45	231	0.78	0.36	231	0.78	0.36
2015	80%	199	0.95	0.35	199	0.95	0.35	122	0.95	0.34	122	0.95	0.34
2017	80%	216	0.85	0.22	241	0.91	0.26	340	0.76	0.15	597	0.94	0.15
2018	10%	350	0.88	0.13	350	0.88	0.13	535	0.85	0.09	535	0.86	0.09
2019	10%	270	0.61	0.24	375	0.54	0.46	191	0.65	0.34	191	0.65	0.34
2020	80%	204	0.72	0.18	220	0.69	0.25	200	0.75	0.19	200	0.75	0.19

conventional process discovery algorithms. For all the datasets, we assumed that the *resource* attributes of events specify agent instances that induced them.

Initially, we used the *vff%* parameter of 80% and completed evaluation for datasets BPIC12, BPIC13, BPIC15 (Municipality 1), BPIC17, and BPIC20 (Travel Permit Data). Due to performance reasons, to process the other datasets, we lowered the *vff%* parameter to 10%. Table 2 summarizes the quality measurements for models discovered using Inductive Miner and Agent Miner. For each dataset, the table lists precision, recall, and size values for the models that scored the smallest size and the highest precision.

The results in Table 2 confirm that the quality of the MAS nets discovered by Agent Miner is comparable to the quality of workflow nets discovered by Inductive Miner. This observation is remarkable for at least two reasons. First, as stated above, for all the datasets, we only assumed and certainly had no background knowledge of whether they stem from agent-driven business processes. Still, for most datasets, we discovered interesting (in terms of precision, recall, and size) models. For example, for datasets BPIC11, BPIC12, BPIC15, BPIC19, and BPIC20, Agent Miner produces simpler (smaller in size) MAS nets while keeping recall at a high level. Second, in addition to high-quality MAS nets, Agent Miner constructs agent nets and i-nets that provide additional insights into how agents worked and interacted to produce the source data. These additional models can be used as a starting point for analysis and improvement of ways the process participants work individually and together.



(a) recall/prec. trade-off

(b) size/prec. trade-off

(c) size/recall trade-off

Fig. 10: BPIC-2015 Pareto fronts (black dots—IMf nets, white dots—MAS nets).

To support the above conclusions, Fig. 10 shows three types of trade-offs and sketches the corresponding two-dimensional Pareto fronts for the BPIC15 dataset. Each point in the plots corresponds to the quality measures for one model generated by the evaluation pipeline. Pareto fronts indicate the models with better quality measures. The models discovered by Agent Miner comple-

ment the models discovered by Inductive Miner to result in more saturated Pareto fronts, that is, fronts with more models of interesting quality.

For the BPIC15 dataset, MAS nets 5 to 8 discovered by Agent Miner belong to the recall/precision Pareto front and demonstrate combinations of these quality measures better than most of the nets discovered by Inductive Miner. MAS net 8 belongs to the size/precision Pareto front and is better in terms of size/precision than most of the IMf nets. MAS nets 6 to 8 demonstrate a better combination of size/recall measures than almost all IMf nets. Overall, the Pareto fronts contain more MAS nets than IMf nets, except in the size/precision case, when the front is represented by one MAS net and one IMf net.

6 Related Work

This section reviews business process modeling with agents, process discovery addressing agents, and agent system modeling in a broad context.

Agent Modeling in Business Process Management. The relationship between business process management and agent-based modeling was first explored in the '90s by Jennings et al. [7]. In an extension of their work, dubbed ADEPT, the authors propose to model a business process as a negotiation system between agents, similar to our interaction nets [8]. However, their model of negotiating agents is conceptual in its nature, while our model is formal and executable. Several authors advocate for an agent-based perspective on business process modeling [19,6]. In these works, the process is seen as such composed of interacting agents, as proposed in [7]. However, they do not provide automated discovery of models from data.

Process Discovery. Traditional process discovery techniques assume a case perspective when learning models from data while often ignoring additional perspectives such as resources. Several process discovery techniques extended traditional methods beyond the case perspective. Rozinat et al. [18] propose a multi-perspective approach for mining simulation models from event data that includes the resource perspective. The resulting models are executable and can be used for performance analysis of the underlying system. However, resources are considered static entities and not active agents. Van der Aalst et al. [3] address the modeling of behavior and availability of resources. Yet, resources play a secondary role, with cases being the dominant perspective that defines business processes. In [9], the authors develop a technique for querying event logs to uncover interactions between process entities. Yet, they do not provide a formal model that can be evaluated for its correctness or goodness-of-fit.

Tour et al. [21] have shown that by shifting process mining paradigms from case-based to agent-based, one can discover less complex models of business processes. Within this agent paradigm, Nesterov et al. [14] have recently proposed a process discovery solution. Their algorithm constructs sound generalized workflow nets that capture agents' behavior. In contrast to our approach, Nesterov et al. assume to know the interaction patterns between agents and aim to implement this given interaction pattern while we discover the interactions from the data. Moreover, their algorithm can only discover pre-defined workflow patterns,

while Agent Miner is generic and can model any pattern its ANDA component can discover. Lastly, we evaluated Agent Miner over real-life logs, while Nesterov et al. tested their approach only over synthetically generated data.

Our approach can also be viewed as a log-decomposition process discovery approach [2]. Such techniques propose to localize the event log to discover different models tailored to the data in these local logs. In these techniques, the log decomposition is usually driven by the case attribute, whereas we propose an agent-driven log decomposition.

Multi-Agent System Modeling. Multi-agent systems (MASs) have been studied extensively in the past; cf. [5] for a recent overview. Here, we focus on approaches that model multi-agent systems using Petri nets, our formalism of choice. A seminal paper by Moldt et al. [12] proposed to use colored Petri nets (CPNs) to model agent systems. Their model captures three crucial components in a MAS: communication, independence (between agents), and intelligence. However, given the richness of CPNs, formal results on correctness were impossible to obtain. Celaya et al. [4] model a multi-agent system using elementary Petri nets to capture interactions between agents and use Petri net analysis to ensure the models are deadlock-free. In our work, we automatically discover MAS models from event data rather than relying on human expertise.

7 Conclusion

This paper presents and evaluates Agent Miner, a divide-and-conquer algorithm for discovering models of agents and their interactions from event data. The algorithm divides the input data into special parts and then conquers the parts using conventional process discovery algorithms. The constructed agent and interaction models provide a new, complementary perspective on the data, suitable for analyzing process participants and their interaction patterns. They can be integrated into a model that, similar to models discovered by standard process discovery algorithms, describes process control flow. Such integrated models are often smaller and represent the event data more faithfully than corresponding process models constructed using the standard discovery algorithms. The configuration of Agent Miner used in the evaluation reported in this paper ensures that the obtained integrated models are safe and sound.

Agent Miner can be instantiated with different conventional process discovery algorithms, leading to different performance characteristics. However, the evaluation reported in this paper already confirms the value of employing the agent system paradigm in process discovery. Interesting avenues for future work include studying the impact of using different agent and interaction discovery algorithms and clustering algorithms for identifying agent types on the quality of the Agent Miner results and design, implementation, and evaluation of comprehensive agent system discovery algorithms, for example, such that account for the availability of agents and activities performed by teams of agents.

Acknowledgments. Andrei Tour was supported via an “Australian Government Research Training Program Scholarship.” Artem Polyvyanyy was in part supported by the Australian Research Council project DP220101516.

References

1. van der Aalst, W.M.P.: *Process Mining—Data Science in Action*. Springer (2016)
2. van der Aalst, W.M.P., Kalenkova, A., Rubin, V., Verbeek, E.: Process discovery using localized events. In: *Petri Nets*. pp. 287–308. Springer (2015)
3. van der Aalst, W.M.P., Nakatumba, J., Rozinat, A., Russell, N.: Business process simulation. In: *Handbook on BPM 1*, pp. 313–338. Springer (2010)
4. Celaya, J.R., Desrochers, A.A., Graves, R.J.: Modeling and analysis of multi-agent systems using Petri nets. In: *SMC*. pp. 1439–1444. IEEE (2007)
5. Dorri, A., Kanhere, S., Jurdak, R.: Multi-agent systems: A survey. *IEEE Access* **6**, 28573–28593 (2018)
6. Halaška, M., Šperka, R.: Is there a need for agent-based modelling and simulation in business process management? *Organizacija* **51**(4) (2018)
7. Jennings, N.R., Faratin, P., Johnson, M.J., Norman, T.J., O'Brien, P., Wiegand, M.E.: Agent-based business process management. *Int. J. Cooperative Inf. Syst.* **5**(2&3), 105–130 (1996)
8. Jennings, N.R., Norman, T.J., Faratin, P.: ADEPT: an agent-based approach to business process management. *SIGMOD Rec.* **27**(4), 32–39 (1998)
9. Klijn, E.L., Mannhardt, F., Fahland, D.: Aggregating event knowledge graphs for task analysis. In: *ICPM Workshops. LNBIP*, vol. in print. Springer (2022)
10. Leemans, S.J.J., Fahland, D., van der Aalst, W.M.P.: Discovering block-structured process models from event logs containing infrequent behaviour. In: *BPM Workshops. LNBIP*, vol. 171, pp. 66–78. Springer (2013)
11. Leemans, S.J.J., Poppe, E., Wynn, M.T.: Directly follows-based process mining: Exploration & a case study. In: *ICPM*. pp. 25–32. IEEE (2019)
12. Moldt, D., Wienberg, F.: Multi-agent-systems based on coloured Petri nets. In: *Petri Nets. LNCS*, vol. 1248, pp. 82–101. Springer (1997)
13. Murata, T.: Petri nets: Properties, analysis and applications. *Proceedings of the IEEE* **77**(4), 541–580 (Apr 1989)
14. Nesterov, R., Bernardinello, L., Lomazova, I., Pomello, L.: Discovering architecture-aware and sound process models of multi-agent systems: a compositional approach. *Software and Systems Modeling* pp. 1–25 (2022)
15. Polyvyanyy, A., Solti, A., Weidlich, M., Ciccio, C.D., Mendling, J.: Monotone precision and recall measures for comparing executions and specifications of dynamic systems. *ACM TOSEM* **29**(3), 17:1–17:41 (2020)
16. Polyvyanyy, A., Weidlich, M., Weske, M.: Connectivity of workflow nets: the foundations of stepwise verification. *Acta Informatica* **48**(4), 213–242 (2011)
17. Reisig, W.: *Elements of distributed algorithms: modeling and analysis with Petri nets*. Springer (1998)
18. Rozinat, A., Mans, R.S., Song, M., van der Aalst, W.M.P.: Discovering simulation models. *Inf. Syst.* **34**(3), 305–327 (2009)
19. Sulis, E., Di Leva, A.: An agent-based model of a business process: The use case of a hospital emergency department. In: *BPM Workshops. LNBIP*, vol. 308, pp. 124–132. Springer (2017)
20. Syring, A.F., Tax, N., van der Aalst, W.M.P.: Evaluating conformance measures in process mining using conformance propositions. *ToPNoC* **14**, 192–221 (2019)
21. Tour, A., Polyvyanyy, A., Kalenkova, A.: Agent system mining: Vision, benefits, and challenges. *IEEE Access* **9**, 99480–99494 (2021)
22. Wolfram, S.: Computation theory of cellular automata. *Comm. Math. Phys.* **96**, 15–57 (1984)