
CLIP: Train Faster with Less Data

Muhammad Asif Khan*

Qatar Mobility Innovations Center (QMIC)
Qatar University
Doha, Qatar
mkhan@qu.edu.qa

Ridha Hamila

Department of Electrical Engineering
Qatar University
Doha, Qatar
hamila@qu.edu.qa

Hamid Menouar

Qatar Mobility Innovations Center (QMIC)
Qatar University
Doha, Qatar
hamidm@qmic.com

Abstract

Deep learning models require an enormous amount of data for training. However, recently there is a shift in machine learning from model-centric to data-centric approaches. In data-centric approaches, the focus is to refine and improve the quality of the data to improve the learning performance of the models rather than redesigning model architectures. In this paper, we propose CLIP i.e., Curriculum Learning with Iterative data Pruning. CLIP combines two data-centric approaches i.e., curriculum learning and dataset pruning to improve the model learning accuracy and convergence speed. The proposed scheme applies loss-aware dataset pruning to iteratively remove the least significant samples and progressively reduces the size of the effective dataset in the curriculum learning training. Extensive experiments performed on crowd density estimation models validate the notion behind combining the two approaches by reducing the convergence time and improving generalization. To our knowledge, the idea of data pruning as an embedded process in curriculum learning is novel.

1 Introduction

Deep learning models often require a huge amount of data to train and thus to better generalize to unseen real-world examples. For instance, the state-of-the-art (SOTA) classification models e.g., VGG [Simonyan and Zisserman \[2015\]](#), ResNet [He et al. \[2016\]](#), GoogleNet [Szegedy et al. \[2015\]](#) are all trained on the ImageNet dataset [Russakovsky et al. \[2015\]](#) which has around 14,197,122 images (at the time of writing this paper). Although the huge amount of training data generally improves the learning accuracy, not all the training samples contribute to the training performance. In fact, it is more the quality of data that plays a major role in training. More particularly, the distribution of training data and annotation errors play can significantly affect training and generalization performance.

Recently, data-centric approaches are advocated by machine learning (ML) experts as the new paradigm for training ML models. In essence, well-crafted data techniques can help ML models to learn better and faster. We leverage two such data-centric approaches for training ML models namely curriculum learning (CL) and dataset pruning (or data pruning).

Curriculum learning is a training strategy in ML in which the training data is organized (rather than random) and exposed to the model at a predefined pace (rather than the whole data in a single training epoch). CL is inspired by human learning behavior i.e., humans learn better when using a curriculum to organize content in the order of increasing difficulty. The idea of CL was first introduced long

*Corresponding author

ago in [Elman \[1993\]](#) and formalized in [Bengio et al. \[2009\]](#). CL has been applied in several ML tasks such as object detection and localization [Tang et al. \[2018\]](#), [Sanginetto et al. \[2019\]](#), machine translation [Platanios et al. \[2019\]](#), [Wang et al. \[2019\]](#) and reinforcement learning [Narvekar et al. \[2020\]](#).

CL aims that the model to converge faster and better generalize by exposing the model to train data in a controlled manner using the difficulty scores of training samples. However, in practice, not all training samples contribute to the training. Intuitively, such samples can be eliminated from the training data. This process of eliminating the least significant training samples from a dataset is called *dataset pruning*. The effectiveness of data pruning has been investigated in [Li et al. \[2018a\]](#), [Yang et al. \[2022\]](#), [Paul et al. \[2021\]](#).

In this paper, we propose an effective training strategy termed "CLIP" based on CL with dataset pruning. In CLIP, we start by exposing an ML model to a subset of training data and increase the training data according to a pre-defined pacing function. During the training iterations, the size of the training subset is pruned by eliminating the least-contributing samples. This effectively makes the size of the dataset smaller as the training continues. By combining CL with data pruning, the model converges faster and generalizes better.

We investigate the proposed scheme (CLIP) in the crowd counting problem which is a hot topic in computer vision [Khan et al. \[2022\]](#). Crowd counting is a non-trivial problem with applications in surveillance for smart policing in public places, situational awareness during disasters [Sambolek and Ivasic-Kos \[2021\]](#), traffic monitoring, and wildlife monitoring [Chandana and Vasavi \[2022\]](#). Traditionally crowd counting in images employed handcrafted local features such as body parts [Topkaya et al. \[2014\]](#), shapes [Lin and Davis \[2010\]](#), textures [Chen et al. \[2012a\]](#), edges [Wu and Nevatia \[2006\]](#), foreground and gradients [Tian et al. \[2010\]](#). These methods perform poorly on images of dense crowds due to severe occlusions and scale variations. To overcome these challenges, CNN-based crowd counting has been introduced in [Zhang et al. \[2015\]](#), [Boominathan et al. \[2016\]](#). Several state-of-the-art CNN models are developed over the course of time mainly to improve the accuracy in more challenging scenes [Zhang et al. \[2016\]](#), [Zeng et al. \[2017\]](#), [Li et al. \[2018b\]](#), [Jiang et al. \[2019\]](#), [Cao et al. \[2018\]](#), [Song et al. \[2021\]](#), [Gu and Lian \[2022\]](#), [Wang and Breckon \[2022\]](#). These SOTA crowd counting models are mainly focused on proposing model architectures with little focus on data. In CLIP, we aim to improve the performance of existing models (without any modifications to the architecture) using data-centric techniques.

The contribution of the paper is as follows: We propose an efficient training strategy combining curriculum learning and dataset pruning termed as CLIP. CLIP effectively speeds up the model convergence and also improves model generalization to unseen data at test time. We extensively evaluated CLIP in crowd density estimation tasks using well-known crowd counting models. The results are compared against the standard training used in the original models. To our knowledge, the use of dataset pruning in curriculum learning has not been proposed earlier. Also, the use of CL and data pruning alone or together in crowd counting tasks is a new direction to improve the performance of existing crowd counting models.

2 Related Work

The SOTA models for crowd counting and density estimation are using a convolution neural network (CNN). The first CNN-based crowd counting model was proposed in [Zhang et al. \[2015\]](#). The CrowdCNN model [Zhang et al. \[2015\]](#) is a single-column CNN network having six convolution layers. Following the approach, there has been a long list of CNN-based model of different types including multi-column networks [Zhang et al. \[2016\]](#), [Boominathan et al. \[2016\]](#), [Sam et al. \[2017\]](#), [Sindagi and Patel \[2017\]](#), pyramid networks [Zeng et al. \[2017\]](#), [Cao et al. \[2018\]](#), [Wang and Breckon \[2022\]](#), encoder-decoder models [Jiang et al. \[2019\]](#), [Gao et al. \[2019\]](#), and transfer learning based models [Li et al. \[2018b\]](#), [Liu et al. \[2019\]](#), [Aich and Stavness \[2018\]](#), [Tang et al. \[2022\]](#). The best-performing models today are those using transfer learning which uses a pretrained image classification model such as VGG [Simonyan and Zisserman \[2015\]](#), ResNet [He et al. \[2016\]](#) or Inception [Szegedy et al. \[2015\]](#) as a front-end to extract features and then a small CNN network uses these features to estimate the crowd density. However, typically these models are very large requiring a long time to train and converge.

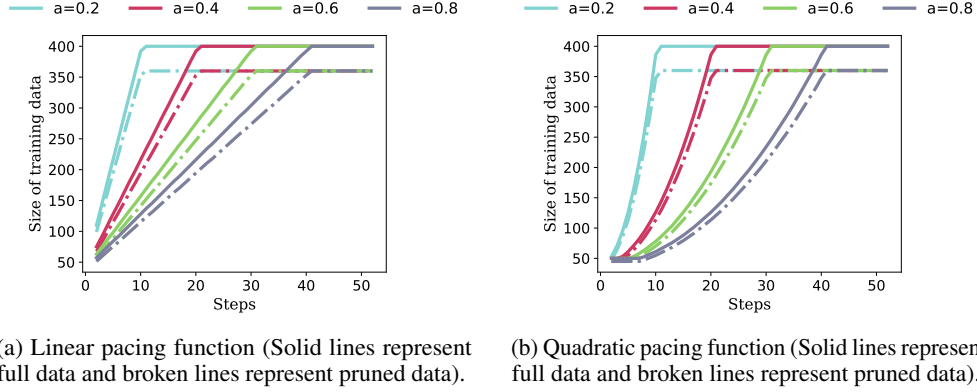


Figure 1: Illustration of two pacing functions in curriculum learning with dataset pruning ($\epsilon = 0.05$).

Curriculum learning has not been applied explicitly in crowd counting tasks. However, it has been evaluated in other computer vision tasks. A notable work on CL in [Hacohen and Weinshall \[2019\]](#) investigated the potential benefits of CL in the classification problem using CIFAR10 and CIFAR100 datasets. Their results show that CL brings significant accuracy improvement. The work also shows that different pacing functions converge to similar final performances. A recent study on the CL [Wu et al. \[2021\]](#) with an extensive set of experiments shows that CL significantly reduces the convergence time while improving the learning performance. The results also show that it is actually the pacing function rather than curricula (alone) that improves learning performance.

The impact of data pruning and its potential benefits are investigated in [Yang et al. \[2022\]](#), [Paul et al. \[2021\]](#). In [Yang et al. \[2022\]](#), authors propose data pruning under generalization constraint. In this method, the redundant training samples are identified and removed based on the loss function. The model accuracy using the pruned dataset (with fewer samples than the original dataset) is comparable (slightly less) to the model trained on the whole dataset. In [Paul et al. \[2021\]](#), authors used two types of scores (gradient normed and L2-norm) to identify the least significant samples during the first few epochs of the training phase and prune them to get a compact dataset for the remaining training phase. The method shows that better accuracy was achieved on the CIFAR10 dataset even after removing half of the training samples.

3 Proposed Scheme

The proposed scheme i.e., is implemented by combining (i) curriculum learning and (ii) data pruning.

Curriculum learning has two components i.e., a scoring function and a pacing function. A pre-training model is used to calculate per-sample loss that serves as the sample scores. We used a CSRNet [Li et al. \[2018b\]](#) to calculate per-sample losses that serve as sample scores (difficulties). A pacing function is then used to initially expose the model to a small subset of data and the size of the subset is iteratively increased. We used two different pacing functions (linear and quadratic) (Fig. 1) in our study however, due to very close results, we are reporting results for the latter function only.

The proposed scheme (CLIP) additionally applies data pruning i.e., removing the least significant samples from the training subsets during the training. To implement data pruning in CLIP, we first empirically found the loss value of each sample of the original training dataset which showed that different samples contribute differently in the learning process with some samples having very little contribution. Thus, it is intuitive that such samples can be eliminated without significantly impacting the model’s average training loss. The per-sample losses of different datasets can be observed in Fig. 2.

To integrate data pruning in the curriculum learning process, we define additional parameters ϵ . The value of *epsilon* can be either fixed or can be calculated using an increasing function with decreasing rate (or vice versa depending on the size of the dataset). Algorithm 1 illustrates the CLIP procedure.

Algorithm 1: CLIP - Curriculum Learning with Iterative dataset Pruning.

Require: scoring function f , pacing function g , data X , sample elimination ratio ϵ

Result: mini-batches $[B_1, B_2, \dots, B_M]$

```
1:  $results = \text{sort } X \text{ using } f$ 
2: for  $i = 1, \dots, M$  do
3:    $size \leftarrow g(i)$ 
4:    $size = size - \epsilon(size)$ 
5:    $X_i = X[1, \dots, size]$ 
6:   uniformly sample  $B_i$  to  $results$ 
7:   append  $B_i$  to  $result$ 
8: end for
9: return  $results$ 
```

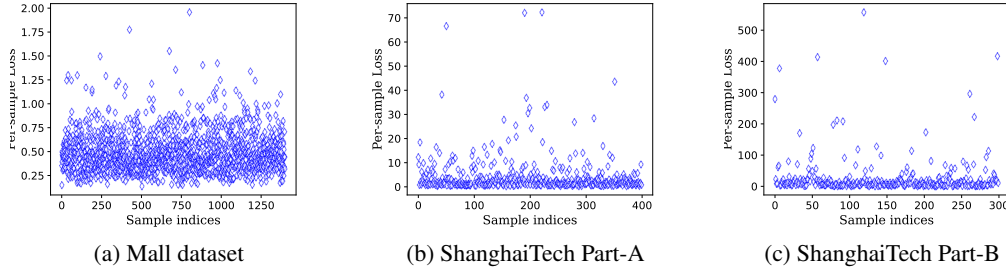


Figure 2: Per-sample losses of ShanghaiTech part-A (top) and ShanghaiTech Part B (bottom) dataset using various models.

3.1 Model Training

We choose three models i.e., MCNN [Zhang et al. \[2016\]](#), CSRNet [Li et al. \[2018b\]](#) and CSRNet_lite [Khan et al. \[2023\]](#) and three different datasets i.e., ShanghaiTech Part-A and Part-B, Mall [Chen et al. \[2012b\]](#), and CARPK [Hsieh et al. \[2017\]](#). The original labels are in the form of dot annotations which are used to create density maps that serve as ground truth for the images. A density map is generated by convolving a delta function $\delta(x - x_i)$ with a Gaussian kernel G_σ , where x_i is a pixel containing the head position.

$$D = \sum_{i=1}^N \delta(x - x_i) * G_\sigma \quad (1)$$

where, N denotes the total number of annotated points (i.e., the total count of heads) in the image. We empirically determined a fixed value of σ that provides a good estimation of the head sizes for each individual dataset. To prevent overfitting, we use standard data augmentation techniques such as horizontal flipping, and random brightness and contrast. We use Adam optimizer [Kingma and Ba \[2015\]](#) with a learning rate of 0.0001. The loss function used is the standard Euclidean distance between the target and predicted density maps which are defined in Eq. 2.

$$L(\Theta) = \frac{1}{N} \sum_1^N \|D(X_i; \Theta) - D_i^{gt}\|_2^2 \quad (2)$$

where N is the number of samples in training data, $D(X_i; \Theta)$ is the predicted density map with parameters Θ for the input image X_i , and D_i^{gt} is the ground truth density map.

To implement data pruning, we used a fixed small value of $\epsilon = 0.05$ such that it eliminates a small number of least significant samples from the training subset in each iteration until the training data size reaches the maximum (original dataset size - total samples removed).

4 Evaluation and Results

We first investigated the effectiveness of the proposed scheme. The loss curve in Fig. 3 shows a clear advantage of CLIP over standard training. The training loss drops very quickly in CLIP with much fewer samples fed to the model as compared to the standard training. This implies the correctness of our intuition which is further investigated with an extensive set of experiments on several datasets.

4.1 Evaluation Metrics

We evaluated the performance of CLIP using four widely used metrics i.e., Mean Absolute Error (MAE) and Grid Average Mean Error (GAME), Structural Similarity Index (SSIM), and Peak Signal-to-Noise Ratio (PSNR). The first two metrics evaluate the counting accuracy of the model whereas the latter two evaluate the quality of the predicted density maps.

MAE and GAME can be calculated using the following Eq. 3 and Eq. 4:

$$MAE = \frac{1}{N} \sum_{n=1}^N (e_n - \hat{g}_n) \quad (3)$$

where, N is the size of the dataset, g_n is the target or label (actual count) and e_n is the prediction (estimated count) in the n^{th} crowd image.

$$GAME = \frac{1}{N} \sum_{n=1}^N \left(\sum_{l=1}^{4^L} |e_n^l - g_n^l| \right) \quad (4)$$

The value of $L = 4$ denoted that each density map is divided into a 4×4 grid size with a total of 16 patches.

The SSIM and PSNR metrics can be calculated using the below Eq. 5 and Eq. 6:

$$SSIM(x, y) = \frac{(2\mu_x\mu_y + C_1)(2\sigma_x\sigma_yC_2)}{(\mu_x^2\mu_y^2 + C_1)(\mu_x^2\mu_y^2 + C_2)} \quad (5)$$

where $\mu_x, \mu_y, \sigma_x, \sigma_y$ denotes the means and standard deviations of the labels (density maps) and predictions (density maps), respectively.

$$PSNR = 10 \log_{10} \left(\frac{Max(I^2)}{MSE} \right) \quad (6)$$

where $Max(I^2)$ is the maximal pixel value in the image, e.g., 255 if pixel values are stored as 8-bit unsigned integer type.

The results for all the four metrics on ShanghaiTech Part-B and ShanghaiTech Part-A datasets are presented in Fig. 4 and 5 showing improvement using CLIP as follows: On ShanghaiTech Part-B, CLIP reduces the MAE (as compared to standard training) by $26.4 \Rightarrow 20.2$ (23% reduction) using MCNN Zhang et al. [2016], $10.6 \Rightarrow 8.2$ (22% reduction) using CSRNet Li et al. [2018b], and $9.6 \Rightarrow 8.2$ (14% reduction) using CSRNet_lite Khan et al. [2023]. On ShanghaiTech Part-A, CLIP reduces the MAE by $110.2 \Rightarrow 102.3$ (7% reduction) using MCNN Zhang et al. [2016], $68.2 \Rightarrow 65.2$ (4% reduction) using CSRNet Li et al. [2018b], and $66.4 \Rightarrow 63.3$ (4% reduction) using CSRNet_lite. A similar performance was achieved using the GAME metric as well. Although there is a clear gain in accuracy over both datasets using three different models, the actual advantage of CLIP over standard training is achieving higher accuracy with faster training and less number of training samples as depicted in Fig. 3. The reader is encouraged to notice the minor improvements over SSIM and PSNR values in Fig. 4 and 5 which represent the quality of the predicted density maps.

We also evaluated the performance of the proposed scheme (CLIP) over the Mall dataset Chen et al. [2012b] and CARPK dataset Hsieh et al. [2017] and found similar improvements of CLIP compared to standard training. Some interesting predictions showing better predictions using CLIP as compared to standard training are shown in Fig. 6.

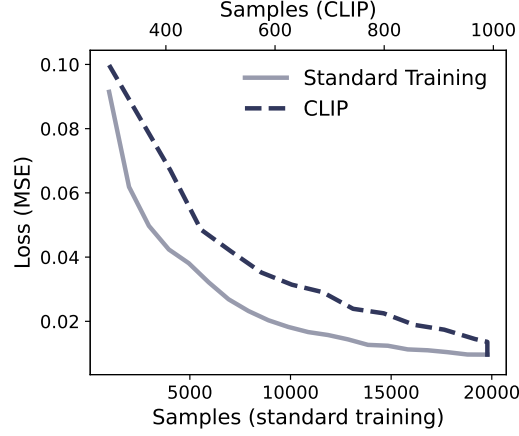


Figure 3: Loss convergence comparison. The bottom X-axis shows the number of samples used in standard training. The top X-axis shows the number of samples used in CLIP. The number of samples increases from left to right. The model loss decreases from left to right.

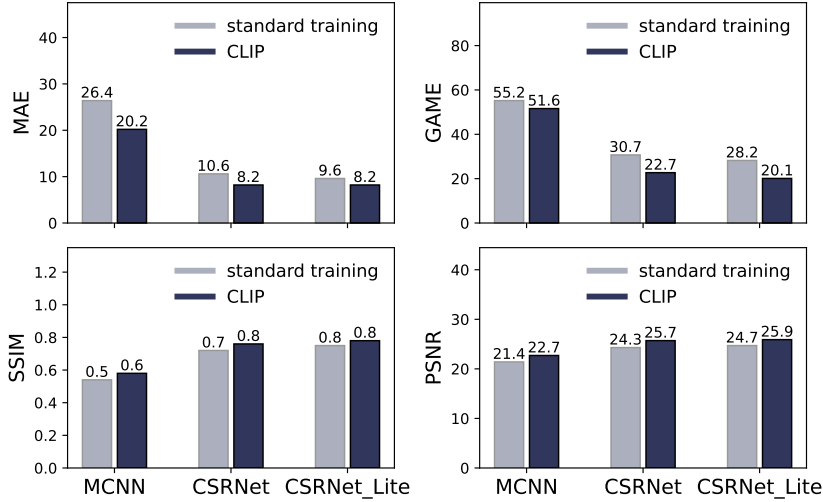


Figure 4: Performance gain achieved using CLIP versus standard training on ShanghaiTech Part-B [Zhang et al. \[2016\]](#) dataset.

5 Conclusion

In this paper, we propose CLIP - curriculum learning with iterative dataset pruning. CLIP is an efficient training strategy improving model learning performance as well as reducing convergence time. The evaluation results validate the benefits of CLIP in crowd counting tasks. We believe CLIP can be effectively applied in other deep learning tasks particularly when the dataset size is too large. CLIP can be beneficial when the original dataset has erroneous samples with noisy labels.

References

- Shubhra Aich and Ian Stavness. Global sum pooling: A generalization trick for object counting with small datasets of large images. *arXiv preprint arXiv:1805.11123*, 2018.
- Yoshua Bengio, Jérôme Louradour, Ronan Collobert, and Jason Weston. Curriculum learning. In *Proceedings of the 26th Annual International Conference on Machine Learning, ICML '09*, page 41–48, New York, NY, USA, 2009. Association for Computing Machinery. ISBN 9781605585161.

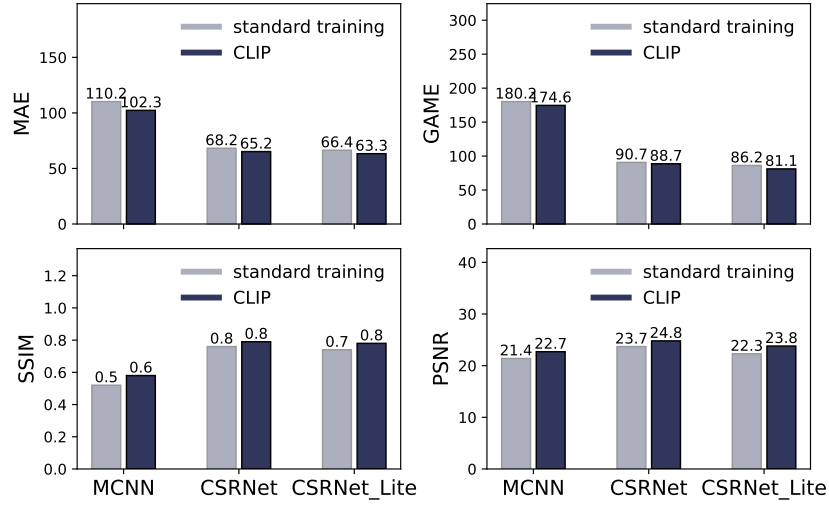


Figure 5: Performance gain achieved using CLIP versus standard training on ShanghaiTech Part-B Zhang et al. [2016] dataset.

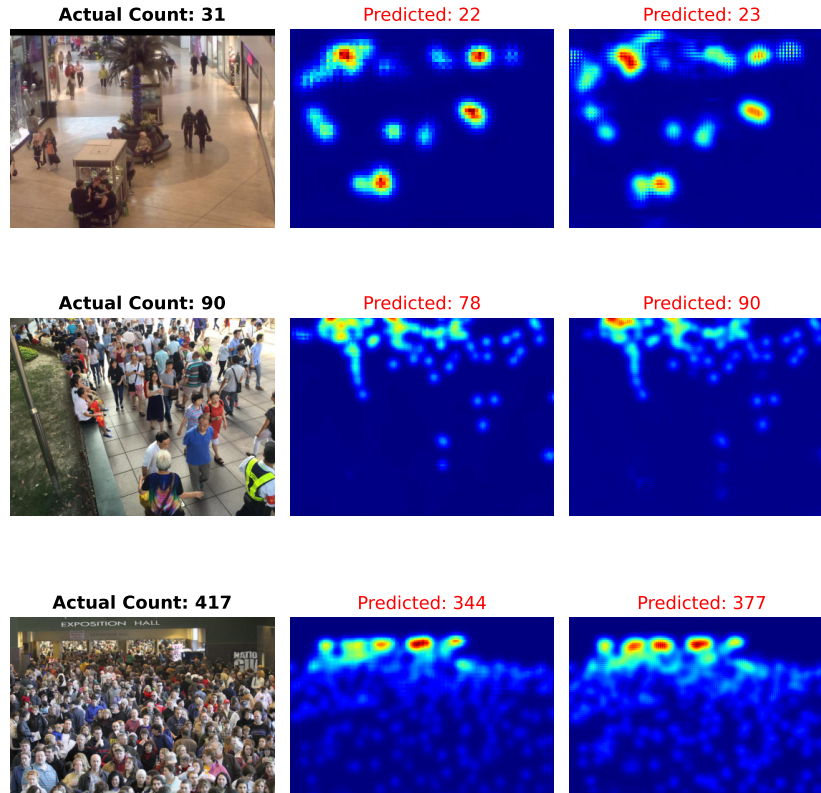


Figure 6: Sample predictions over three datasets. The left column shows sample images each from Mall Chen et al. [2012b], ShanghaiTech Part-B Zhang et al. [2016], and ShanghaiTech Part-A datasets Zhang et al. [2016]. The middle column shows predictions using CSRNet Li et al. [2018b] model with standard training. The right column shows predictions using CSRNet with CLIP training.

- Lokesh Boominathan, Srinivas S. S. Kruthiventi, and R. Venkatesh Babu. Crowdnet: A deep convolutional network for dense crowd counting. *Proceedings of the 24th ACM international conference on Multimedia*, 2016.
- Xinkun Cao, Zhipeng Wang, Yanyun Zhao, and Fei Su. Scale aggregation network for accurate and efficient crowd counting. In *ECCV*, 2018.
- V. Sri Chandana and S. Vasavi. Autonomous drones based forest surveillance using faster r-cnn. In *2022 International Conference on Electronics and Renewable Systems (ICEARS)*, pages 1718–1723, 2022. doi: 10.1109/ICEARS53579.2022.9752298.
- Ke Chen, Chen Change Loy, Shaogang Gong, and Tony Xiang. Feature mining for localised crowd counting. In *BMVC*, 2012a.
- Ke Chen, Chen Change Loy, Shaogang Gong, and Tony Xiang. Feature mining for localised crowd counting. In *Proceedings of the British Machine Vision Conference*, pages 21.1–21.11. BMVA Press, 2012b.
- Jeffrey L. Elman. Learning and development in neural networks: the importance of starting small. *Cognition*, 48:71–99, 1993.
- Chenyu Gao, Peng Wang, and Ye Gao. Mobilecount: An efficient encoder-decoder framework for real-time crowd counting. In *Pattern Recognition and Computer Vision: Second Chinese Conference, PRCV 2019, Xi'an, China, November 8–11, 2019, Proceedings, Part II*, page 582–595. Springer-Verlag, 2019.
- Siqi Gu and Zhichao Lian. A unified multi-task learning framework of real-time drone supervision for crowd counting. *CoRR*, abs/2202.03843, 2022. URL <https://arxiv.org/abs/2202.03843>.
- Guy Hacohen and Daphna Weinshall. On the power of curriculum learning in training deep networks. *ArXiv*, abs/1904.03626, 2019.
- Kaiming He, X. Zhang, Shaoqing Ren, and Jian Sun. Deep residual learning for image recognition. *2016 IEEE Conference on Computer Vision and Pattern Recognition (CVPR)*, pages 770–778, 2016.
- Meng-Ru Hsieh, Yen-Liang Lin, and Winston H. Hsu. Drone-based object counting by spatially regularized regional proposal network. *2017 IEEE International Conference on Computer Vision (ICCV)*, pages 4165–4173, 2017.
- Xiaolong Jiang, Zehao Xiao, Baochang Zhang, Xiantong Zhen, Xianbin Cao, David S. Doermann, and Ling Shao. Crowd counting and density estimation by trellis encoder-decoder networks. *2019 IEEE/CVF Conference on Computer Vision and Pattern Recognition (CVPR)*, pages 6126–6135, 2019.
- Muhammad Asif Khan, Hamid Menouar, and Ridha Hamila. Revisiting crowd counting: State-of-the-art, trends, and future perspectives. *Image Vis. Comput.*, 129:104597, 2022.
- Muhammad Asif Khan, Hamid Menouar, and Ridha Hamila. LCDnet: a lightweight crowd density estimation model for real-time video surveillance. *Journal of Real-Time Image Processing*, 20, 2023.
- Diederik P. Kingma and Jimmy Ba. Adam: A method for stochastic optimization. *CoRR*, abs/1412.6980, 2015.
- Junyu Li, Ligang He, Shenyuan Ren, and Rui Mao. Data fine-pruning: A simple way to accelerate neural network training. In *NPC*, 2018a.
- Yuhong Li, Xiaofan Zhang, and Deming Chen. Csrnet: Dilated convolutional neural networks for understanding the highly congested scenes. *2018 IEEE/CVF Conference on Computer Vision and Pattern Recognition*, pages 1091–1100, 2018b.
- Zhe Lin and Larry S. Davis. Shape-based human detection and segmentation via hierarchical part-template matching. *IEEE Transactions on Pattern Analysis and Machine Intelligence*, 32(4): 604–618, 2010. doi: 10.1109/TPAMI.2009.204.

- Weizhe Liu, Mathieu Salzmann, and Pascal V. Fua. Context-aware crowd counting. *2019 IEEE/CVF Conference on Computer Vision and Pattern Recognition (CVPR)*, pages 5094–5103, 2019.
- Sanmit Narvekar, Bei Peng, Matteo Leonetti, Jivko Sinapov, Matthew E. Taylor, and Peter Stone. Curriculum learning for reinforcement learning domains: A framework and survey. *J. Mach. Learn. Res.*, 21:181:1–181:50, 2020.
- Mansheej Paul, Surya Ganguli, and Gintare Karolina Dziugaite. Deep learning on a data diet: Finding important examples early in training. In *NeurIPS*, 2021.
- Emmanouil Antonios Platanios, Otilia Stretcu, Graham Neubig, Barnabás Póczos, and Tom Michael Mitchell. Competence-based curriculum learning for neural machine translation. *ArXiv*, abs/1903.09848, 2019.
- Olga Russakovsky, Jia Deng, Hao Su, Jonathan Krause, Sanjeev Satheesh, Sean Ma, Zhiheng Huang, Andrej Karpathy, Aditya Khosla, Michael Bernstein, Alexander C. Berg, and Li Fei-Fei. ImageNet Large Scale Visual Recognition Challenge. *International Journal of Computer Vision (IJCV)*, 115(3):211–252, 2015. doi: 10.1007/s11263-015-0816-y.
- D. Sam, S. Surya, and R. Babu. Switching convolutional neural network for crowd counting. In *2017 IEEE Conference on Computer Vision and Pattern Recognition (CVPR)*, pages 4031–4039, Los Alamitos, CA, USA, jul 2017. IEEE Computer Society.
- Sasa Sambolek and Marina Ivasic-Kos. Automatic person detection in search and rescue operations using deep cnn detectors. *IEEE Access*, 9:37905–37922, 2021. doi: 10.1109/ACCESS.2021.3063681.
- E. Sangineto, Moin Nabi, Dubravko Culibrk, and N. Sebe. Self paced deep learning for weakly supervised object detection. *IEEE Transactions on Pattern Analysis and Machine Intelligence*, 41: 712–725, 2019.
- Karen Simonyan and Andrew Zisserman. Very deep convolutional networks for large-scale image recognition. In *3rd International Conference on Learning Representations, ICLR 2015, San Diego, CA, USA, May 7-9, 2015, Conference Track Proceedings*, 2015. URL <http://arxiv.org/abs/1409.1556>.
- Vishwanath A. Sindagi and Vishal M. Patel. Cnn-based cascaded multi-task learning of high-level prior and density estimation for crowd counting. *2017 14th IEEE International Conference on Advanced Video and Signal Based Surveillance (AVSS)*, pages 1–6, 2017.
- Qingyu Song, Changan Wang, Yabiao Wang, Ying Tai, Chengjie Wang, Jilin Li, Jian Wu, and Jiayi Ma. To choose or to fuse? scale selection for crowd counting. In *AAAI*, 2021.
- Christian Szegedy, Wei Liu, Yangqing Jia, Pierre Sermanet, Scott E. Reed, Dragomir Anguelov, D. Erhan, Vincent Vanhoucke, and Andrew Rabinovich. Going deeper with convolutions. *2015 IEEE Conference on Computer Vision and Pattern Recognition (CVPR)*, pages 1–9, 2015.
- Haihan Tang, Yi Wang, and Lap-Pui Chau. Tafnet: A three-stream adaptive fusion network for rgb-t crowd counting. *ArXiv*, abs/2202.08517, 2022.
- Yuxing Tang, Xiaosong Wang, Adam P. Harrison, Le Lu, Jing Xiao, and Ronald M. Summers. Attention-guided curriculum learning for weakly supervised classification and localization of thoracic diseases on chest radiographs. *ArXiv*, abs/1807.07532, 2018.
- Yan Tian, Leonid Sigal, Hernán Badino, Fernando De la Torre, and Yong Liu. Latent gaussian mixture regression for human pose estimation. In *ACCV*, 2010.
- Ibrahim Saygin Topkaya, Hakan Erdogan, and Fatih Porikli. Counting people by clustering person detector outputs. In *2014 11th IEEE International Conference on Advanced Video and Signal Based Surveillance (AVSS)*, pages 313–318, 2014. doi: 10.1109/AVSS.2014.6918687.
- Qian Wang and T. Breckon. Crowd counting via segmentation guided attention networks and curriculum loss. *IEEE Transactions on Intelligent Transportation Systems*, 2022.

- Wei Wang, Isaac Caswell, and Ciprian Chelba. Dynamically composing domain-data selection with clean-data selection by “co-curricular learning” for neural machine translation. In *ACL*, 2019.
- Bo Wu and Ramakant Nevatia. Detection and tracking of multiple, partially occluded humans by bayesian combination of edgelet based part detectors. *International Journal of Computer Vision*, 75:247–266, 2006.
- Xiaoxia Wu, Ethan Dyer, and Behnam Neyshabur. When do curricula work? *ArXiv*, abs/2012.03107, 2021.
- Shuo Yang, Zeke Xie, Hanyu Peng, Mingjing Xu, Mingming Sun, and P. Li. Dataset pruning: Reducing training data by examining generalization influence. *ArXiv*, abs/2205.09329, 2022.
- Lingke Zeng, Xiangmin Xu, Bolun Cai, Suo Qiu, and Tong Zhang. Multi-scale convolutional neural networks for crowd counting. *2017 IEEE International Conference on Image Processing (ICIP)*, pages 465–469, 2017.
- Cong Zhang, Hongsheng Li, Xiaogang Wang, and Xiaokang Yang. Cross-scene crowd counting via deep convolutional neural networks. *2015 IEEE Conference on Computer Vision and Pattern Recognition (CVPR)*, pages 833–841, 2015.
- Yingying Zhang, Desen Zhou, Siqin Chen, Shenghua Gao, and Yi Ma. Single-image crowd counting via multi-column convolutional neural network. In *2016 IEEE Conference on Computer Vision and Pattern Recognition (CVPR)*, pages 589–597, 2016. doi: 10.1109/CVPR.2016.70.