

Basics of factorization in a scalar Yukawa field theory

F. Aslan,^{1,2,*} L. Gamberg,^{3,†} J. O. Gonzalez-Hernandez,^{4,5,‡} T. Rainaldi,^{6,§} and T. C. Rogers^{6,2,¶}

¹*Department of Physics, University of Connecticut, Storrs, CT 06269, U.S.A.*

²*Jefferson Lab, 12000 Jefferson Avenue, Newport News, VA 23606, USA*

³*Division of Science, Penn State Berks, Reading, Pennsylvania 19610, USA*

⁴*Dipartimento di Fisica, Università degli Studi di Torino, Via P. Giuria 1, I-10125, Torino, Italy*

⁵*INFN, Sezione di Torino, Via P. Giuria 1, Torino, I-10125, Italy*

⁶*Department of Physics, Old Dominion University, Norfolk, VA 23529, USA*

(Dated: December 1, 2022)

The factorization theorems of quantum chromodynamics (QCD) apply equally well to most simple quantum field theories that require renormalization but where direct calculations are much more straightforward. Working with these simpler theories is convenient for stress-testing the limits of the factorization program and for examining general properties of the parton density functions (pdfs) or other correlation functions that might be necessary for a factorized description of a process. With this view in mind, we review the steps of factorization in a real scalar Yukawa field theory for both deep inelastic scattering (DIS) and semi-inclusive deep inelastic scattering (SIDIS) cross sections. In the case of SIDIS, we illustrate how to separate the small transverse momentum region, where transverse momentum dependent (TMD) pdfs are needed, from a purely collinear large transverse momentum region, and we examine the influence of subleading power corrections. We also review the steps for formulating TMD factorization in transverse coordinate space, and we study the effect of transforming to the well-known b_* -scheme. Within the Yukawa theory, we investigate the consequences of switching to a generalized parton model (GPM) approach, and compare with a fully factorized approach. Our results highlight the need to address similar or analogous issues in QCD.

I. INTRODUCTION

It is often the goal of hadronic scattering experiments to gain an increased understanding of the intrinsic properties of the scattered hadrons. To this end, the parton model [1], wherein hadrons are viewed as collections of nearly free point-like constituents, is indispensable as a framework for constructing models of intrinsic structure and relating them to high-energy scattering observables. However, in theories that require renormalization, the operators that count the number of elementary particles in a target are beset by divergences, and the steps for dealing with them sometimes require modifications of the intuitive expectations that arise from a purely parton model framework. A recently discussed example concerns the question of whether parton density functions must be strictly positive definite [2]; a literal probability density interpretation would imply strict positivity, but it turns out that the pdfs in a typical renormalizable quantum field theory can violate positivity, depending on the choice of renormalization scheme and the scales [3]. While issues such as these are naturally relevant when interpreting measurements in terms of partonic constituents, they also have important practical and phenomenological consequences. For example, with regard to the positivity question, it is important to know if strict positivity should be imposed directly on fit parametrizations. This is relevant to, among other things, recent debates about the evidence for an intrinsic charm component in the proton pdf [4–6]. Indeed, charm quark pdf extractions do appear to require that negative pdfs be allowed (see, for example, Figure 1 of [4]). Other examples of the role of positivity-related constraints can be found in Refs. [7–9].

In quantum field theory (QFT), the parton model gets placed on firmer footing through the factorization theorems [10–12]. Nowadays, however, generalizations of a basic partonic picture play a role in scenarios far beyond the original leading power descriptions of inclusive processes like inclusive deep inelastic scattering [13, 14]. They appear, for example, in the factorization theorems for semi-inclusive processes where TMD pdfs and fragmentation functions (ffs) are important. The parton model also accounts for spin dependent effects, and there are partonic descriptions of higher-twist behavior [15–22]. In all such cases, it is important to stress-test the limits of any assumptions that are rooted in a parton model picture. Confinement, non-Abelian gauge invariance, and the general complexity of

*Electronic address: fpaslan@jlab.org

†Electronic address: lpq10@psu.edu

‡Electronic address: joseosvaldo.gonzalezhernandez@unito.it

§Electronic address: train005@odu.edu

¶Electronic address: tedconantrogers@gmail.com

strongly coupled nonperturbative quantum field theory makes this difficult in real QCD. However, many of the steps in standard factorization derivations are not specific to QCD, but instead apply rather generally to most of the simpler relativistic renormalizable quantum field theories found in the introductory chapters of textbooks. By retracing the steps of factorization in those theories, where contributions from all spacetime scales can be handled perturbatively, it becomes straightforward to confirm the most basic consequences of factorization while also probing their limits. Indeed, it is possible to find departures from parton model expectations arising from the need for renormalization alone. A recently discussed example is the use of a scalar Yukawa theory [3], already mentioned above, to illustrate the possibility of positivity violations in pdfs defined with the $\overline{\text{MS}}$ renormalization scheme. Simple field theories are useful more generally for stress-testing other aspects of factorization and related assertions regarding pdfs and notions of intrinsicness in the presence of renormalization.

This motivates us in the present paper, to further explore the factorization of simple QFTs in DIS. We will present calculations of the cross sections for both DIS and SIDIS in a scalar Yukawa model theory with non-zero masses for all fields first *without* factorization. By keeping the coupling small, we ensure that all parts of these calculation can be handled simply with low order Feynman diagrams. Next, we will retrace the basic steps involved in factorizing the graphs in the large- Q , fixed Bjorken- x deep inelastic limit. It then becomes possible to compare the unfactorized, unapproximated results with standard collinear and TMD factorization treatments. Sensitivity to the mass scales in the Lagrangian serves as a measure of sensitivity to intrinsic large distance dynamics, analogous to the sensitivity to confinement scale physics in QCD. We will compare factorized and unfactorized versions of the same calculations and note how the sizes of the differences between them can provide guidance on questions relevant to implementations of both TMD and collinear factorization at moderate hard scales.

Some of the questions to be addressed are:

- What are typical sizes of subleading powers (or higher twist) at moderate Q and how important are they for maintaining reasonable agreement with the unfactorized cross section?
- What are typical consequences of switching between different precise definitions for objects like pdfs? For example, what is the effect of using a collinear pdf defined as the cutoff integral of a TMD pdf as opposed to the usual renormalized definition for the pdf?
- What are the relative sizes of contributions from large and small transverse momentum in TMD parton densities, and how important are the large- q_T corrections to TMD factorization in transverse momentum dependent cross sections?
- In TMD factorization, it is standard to transform from transverse momentum space to coordinate \mathbf{b}_T space. Then, one identifies small- \mathbf{b}_T contributions with collinear factorization contributions and the large- \mathbf{b}_T contributions with the intrinsic or nonperturbative properties of hadrons. In standard approaches to TMD factorization, the large- \mathbf{b}_T is sequestered in the exponential of functions labeled g . What is the typical impact of implementing this separation, and how sensitive are results to the choice of large- \mathbf{b}_T modeling?

We will begin in Sec. II by reviewing basic DIS and SIDIS kinematics for the general case and by describing our notation and conventions. In Sec. III, we will define the specific version of the scalar Yukawa theory that we will use throughout the rest of this paper. In Sec. IV, we will review the operator definitions of pdfs and TMD pdfs, discuss their basic properties, and show how they are calculated in the Yukawa theory. In Sec. V, we will step through the basic procedure for factorizing the inclusive DIS structure functions in collinear factorization into a hard part and a pdf, and in Sec. VI we do the same for SIDIS with TMD factorization. In both cases, we will compare factorized and unfactorized calculations of the same quantities. We will also discuss the steps for recovering collinear factorization by integrating TMD factorized expressions over all transverse momentum, and we will compare with an approach that only uses TMD pdfs (the GPM). In Sec. VII, we will comment on the lower boundary in Q where agreement between factorized and unfactorized expressions begins to break down. In Sec. VIII, we will convert the TMD factorization treatment into transverse coordinate space, and consider the effect of switching to the b_* method for isolating large and small transverse coordinate contributions. We will summarize our results in Sec. IX, where we will also comment on the limitations and risks of comparing them with real QCD.

II. CROSS SECTIONS AND STRUCTURE FUNCTIONS

Before turning to DIS for the specific case of the Yukawa theory, we review the notation and conventions of DIS cross sections and structure functions in the general case in this section. In later sections, we will work with both DIS and its extension to SIDIS. In both cases, a proton (or, more generally, any hadron) moves in the $+z$ direction with four momentum p . Except where specified, it is to be assumed that we are working in the Breit frame, where

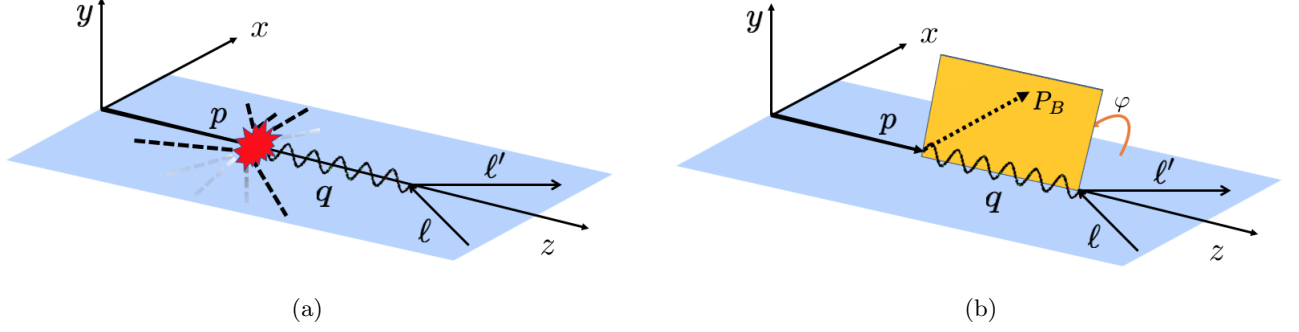


FIG. 1: An illustration of the kinematic configuration of DIS (a) and SIDIS (b) events in the Breit frame (photon frame). The incoming (ℓ) and outgoing (ℓ') lepton momenta form the lepton plane (shown in blue) (a) The dashed lines represent the unobserved DIS particles. (b) P_B is the momentum of the produced hadron (B). The azimuthal angle of the hadron plane (shown in yellow) is measured counterclockwise with respect to the lepton plane.

the photon four-momentum is $q = (0, 0, 0, -Q)$ (see Fig. 1 (a)). In the SIDIS case, the observed final state hadron carries momentum P_B (see Fig. 1 (b)). The kinematical variables are mostly standard:

$$\begin{aligned}
 q &= (l - l'), & q^2 &= -Q^2, & x_{\text{bj}} &= \frac{Q^2}{2p \cdot q}, \\
 y &= \frac{p \cdot q}{p \cdot l}, & z_h &= \frac{P_B \cdot p}{p \cdot q}, & x_N &= -\frac{q^+}{p^+}, \\
 z_N &= \frac{P_B^-}{q^-}, & & & &
 \end{aligned} \tag{1}$$

where l and l' are the initial and recoil leptons. The light cone ratios x_N (Nachtmann- x) and z_N are expressed in terms of q^\pm , p^+ , and P_B^- ; for fragmentation, the light-cone ratio z_N is the analogue of x_N , and in the massless limit they equal z_h and Bjorken x_{bj} , respectively. Our conventions for the light cone variables for a four vector V are defined by

$$V^\mu = (V^+, V^-, \mathbf{V}_T), \tag{2}$$

where

$$V^+ = \frac{V^0 + V^z}{\sqrt{2}}, \quad V^- = \frac{V^0 - V^z}{\sqrt{2}}, \quad \mathbf{V}_T = (V^x, V^y). \tag{3}$$

Our conventions for separating cross sections into structure functions match those of Ref. [23], which mostly follow typical DIS and SIDIS notation (see also Ref. [21]). The differential cross section for DIS is

$$\frac{d\sigma_{\text{DIS}}}{dx_{\text{bj}} dy d\psi} = \frac{\alpha_{\text{em}}^2 y}{Q^4} L_{\mu\nu} W_{\text{DIS}}^{\mu\nu}, \tag{4}$$

where ψ is the azimuthal angle of the scattered lepton. For SIDIS it is

$$\frac{d\sigma_{\text{SIDIS}}}{dx_{\text{bj}} dy d\psi dz_N d^2\mathbf{P}_{BT}} = \frac{\alpha_{\text{em}}^2 y}{4Q^4 z_N} L_{\mu\nu} W_{\text{SIDIS}}^{\mu\nu}. \tag{5}$$

The hadronic tensors are

$$W_{\text{DIS}}^{\mu\nu} \equiv 4\pi^3 \sum_X \delta^{(4)}(p + q - P_X) \langle p, S | j^\mu(0) | X \rangle \langle X | j^\nu(0) | p, S \rangle \tag{6}$$

for standard DIS, and

$$W_{\text{SIDIS}}^{\mu\nu} \equiv \sum_X \delta^{(4)}(p + q - P_B - p_X) \langle p, S | j^\mu(0) | P_B, X \rangle \langle P_B, X | j^\nu(0) | p, S \rangle \tag{7}$$

for SIDIS. The usual decomposition into structure functions is

$$W^{\mu\nu} = \left(-g^{\mu\nu} + \frac{q^\mu q^\nu}{q^2} \right) F_1 + \left(p^\mu - \frac{p \cdot q}{q^2} q^\mu \right) \left(p^\nu - \frac{p \cdot q}{q^2} q^\nu \right) \frac{F_2}{p \cdot q} \\ + i\epsilon^{\mu\nu\alpha\beta} q^\alpha S^\beta \frac{g_1}{p \cdot q} + i\epsilon^{\mu\nu\alpha\beta} q^\alpha [(p \cdot q) S^\beta - (S \cdot q) p^\beta] \frac{g_2}{(p \cdot q)^2} + \dots, \quad (8)$$

and we will use this for both the DIS and SIDIS cases. In the DIS case, the arguments of the structure functions are x_{bj} and Q^2 , while in the SIDIS case there are additional z_h and \mathbf{P}_{BT} arguments. The “...” indicate that there are structure functions in SIDIS beyond what are shown explicitly in Eq. (8) (see Ref. [21]). These vanish after an integration over azimuthal angle, and we will not consider them further in this paper. The leptonic tensor is

$$L_{\mu\nu} = 2(l_\mu l'_\nu + l'_\mu l_\nu - g_{\mu\nu} l \cdot l'). \quad (9)$$

The SIDIS and DIS structure functions are related through integrals over all z_N and transverse momentum. Specifically,

$$\sum_B \int \frac{d^2 \mathbf{P}_{B,T} dz_N}{4z_N} F_{1,2}(x_{\text{bj}}, Q^2, z_h, \mathbf{P}_{BT}) = \langle N \rangle F_{1,2}(x_{\text{bj}}, Q^2). \quad (10)$$

Note the normalization $1/(4z_N)$ on the left-hand side and the multiplicity $\langle N \rangle$ on the right-hand side (see Section 6 in Ref. [23] for details). Also, by convention, the structure function arguments are z_h and x_{bj} rather than z_N and x_N . The sum is over all types B of final state particles. The unpolarized structure functions are projected from the hadronic tensor as follows,

$$F_{1,2}(x_{\text{bj}}, Q) = P_{1,2}^{\mu\nu} W_{\mu\nu}(p, q), \quad (11)$$

where the projectors for the structure functions are given by

$$P_1^{\mu\nu} = -\frac{1}{2}g^{\mu\nu} + \frac{2Q^2 x_N^2}{(Q^2 + m_p^2 x_N^2)^2} p^\mu p^\nu \approx -\frac{1}{2} \left[g^{\mu\nu} - 4x_{\text{bj}}^2 \frac{p^\mu p^\nu}{Q^2} \right], \quad (12a)$$

$$P_2^{\mu\nu} = \frac{12Q^4 x_N^3 (Q^2 - m_p^2 x_N^2)}{(Q^2 + m_p^2 x_N^2)^4} \left(p^\mu p^\nu - \frac{(Q^2 + m_p^2 x_N^2)^2}{12Q^2 x_N^2} g^{\mu\nu} \right) \approx -x_{\text{bj}} \left[g^{\mu\nu} - 12x_{\text{bj}}^2 \frac{p^\mu p^\nu}{Q^2} \right]. \quad (12b)$$

The SIDIS versions of the structure functions are obtained by projecting on the integrand of the hadronic tensor $W_{\text{SIDIS}}^{\mu\nu}$,

$$F_{1,2}(x_{\text{bj}}, Q, z_h, \mathbf{P}_{BT}) = (P_{1,2})_{\mu\nu} W_{\text{SIDIS}}^{\mu\nu}. \quad (13)$$

III. THE THEORY

Our test case for factorization in DIS is the real scalar Yukawa field theory with the following interaction term,

$$\mathcal{L}_{\text{int}} = -\lambda \bar{\Psi}_N \psi_q \phi + \text{H.C.} \quad (14)$$

A Ψ_N particle is taken to be the spin-1/2 target, and we will refer to it as a “nucleon” with mass m_p . In addition, there is a spin-1/2 “quark” field ψ_q with mass m_q , and a chargeless scalar “diquark” or “scalar gluon” field ϕ with a mass m_s . See Chapter 6 of [12] for similar illustrations of principle using a Yukawa theory. The numerical value of λ fixes the strength of this interaction. It is useful to use the notation

$$a_\lambda \equiv \frac{\lambda^2}{16\pi^2}, \quad (15)$$

by analogy with similar notation $a_s = g_s^2/(16\pi^2)$, common in QCD. We will choose λ to be so small that the fixed order perturbative calculation of the graphs in Fig. 2 give an arbitrarily good approximation to the inelastic ($x_{\text{bj}} < 1$) single photon structure tensors $W_{\text{DIS}}^{\mu\nu}$ and $W_{\text{SIDIS}}^{\mu\nu}$. Like QCD, the theory is renormalizable, though it is not asymptotically free. Also like QCD, it is a finite range interaction, characterized by time and distance scales less than

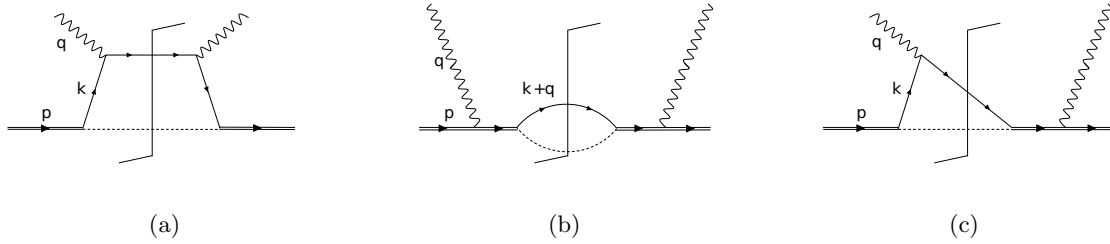


FIG. 2: Contributions to DIS from Eq. (14) at $\mathcal{O}(a_\lambda)$. Graph (a) is the handbag diagram that contributes at leading power and small transverse momentum. k labels the struck quark momentum. Graphs (b) and (c) contribute at leading power to large k_T (the Hermitian conjugate for (c) is not shown). The momenta of the virtual photon is (q) and the target nucleon is (p).

order $\sim 1/(\text{intrinsic mass scales})$. The “intrinsic” scales analogous to nonperturbative effects in QCD are the masses, m_p , m_q , and m_s that appear in the Lagrangian density, and these correspond to any “ m ” in the error terms:

$$m \in \{m_p, m_q, m_s\}. \quad (16)$$

We will handle all ultraviolet divergences with dimensional regularization. In d spacetime dimensions, we take ϵ to be defined through $d \equiv 4 - 2\epsilon$. We also define the factor

$$S_\epsilon \equiv \frac{(4\pi)^\epsilon}{\Gamma(1 - \epsilon)}, \quad (17)$$

which multiplies $1/\epsilon$ poles in implementations of $\overline{\text{MS}}$ renormalization. Renormalization of the Lagrangian should be understood to have been performed in the $\overline{\text{MS}}$ scheme with a dimensional regularization scale μ . Keeping the lowest nonvanishing order beta function and neglecting scalar self-interactions gives for the running coupling,

$$a_\lambda(\mu) \approx \frac{a_\lambda(\mu_0)}{1 - 10a_\lambda(\mu_0) \ln \frac{\mu}{\mu_0}} \quad (18)$$

relative to a reference scale μ_0 . For this paper, we will assume $a_\lambda(\mu_0)$ is small enough that the running can be entirely neglected.

As just mentioned, the graphs that contribute to $W_{\text{DIS}}^{\mu\nu}$ away from the $x_{\text{bj}} = 1$ elastic limit at the first non-vanishing order in a_λ are all shown in Fig. 2. These graphs also give the SIDIS structure tensor $W_{\text{SIDIS}}^{\mu\nu}$ if we identify the “observed final state particle” P_B with the final state “quark” q . Calculating the structure functions in Eq. (8), with no approximations on the graphs in Fig. 2, is straightforward in the Yukawa theory, though the steps are somewhat tedious when all the masses are allowed to be general. To avoid breaking the flow of our discussion we have provided these steps and other useful results in Appendix A.

The factorization theorem for DIS states that, in the asymptotic $m/Q \rightarrow 0$ limit with fixed $0 < x_{\text{bj}} < 1$, the cross section separates into a process-specific short distance (or high virtuality) factor and one or more universal large distance factors. The short distance factors are insensitive to the dynamics that govern large distance dynamics, so we should find that they are insensitive to the m scales from Eq. (16). The large distance factors do depend on m , but they are universal in the sense that they are defined by explicit operator matrix elements (see Sec. IV) for objects like pdfs and do not reference DIS or any other specific physical process. The well-known steps for deriving factorization in a gauge theory carry over straightforwardly to the scalar Yukawa theory, and indeed are much simpler due to the absence of large coupling, confinement, gauge degrees of freedom and the need for Wilson lines. Moreover, since there are no large coupling parts involved in the calculation of Fig. 2, both the long and short distance parts are calculable in perturbation theory if we just choose a_λ to be very small. By comparing calculations for various values of Q/m , before and after factorization, we hope to obtain a sense of the size of the errors induced by factorization. We will do this for both the DIS and SIDIS cases in the next few sections.

Notice that the graphs in Fig. 2 have no divergences at all, neither in the ultraviolet (UV) nor the infrared (IR)/collinear regions. The divergences that do appear in our calculations of those graphs at intermediate stages are, therefore, artifacts of factorization approximations. Thus, our calculations will help clarify the nature of those divergences.

As a prelude to the later discussion of factorization approximations, we may anticipate the result by examining the structure functions as they appear before there are any approximations. We show examples in Fig. 3 for a selection

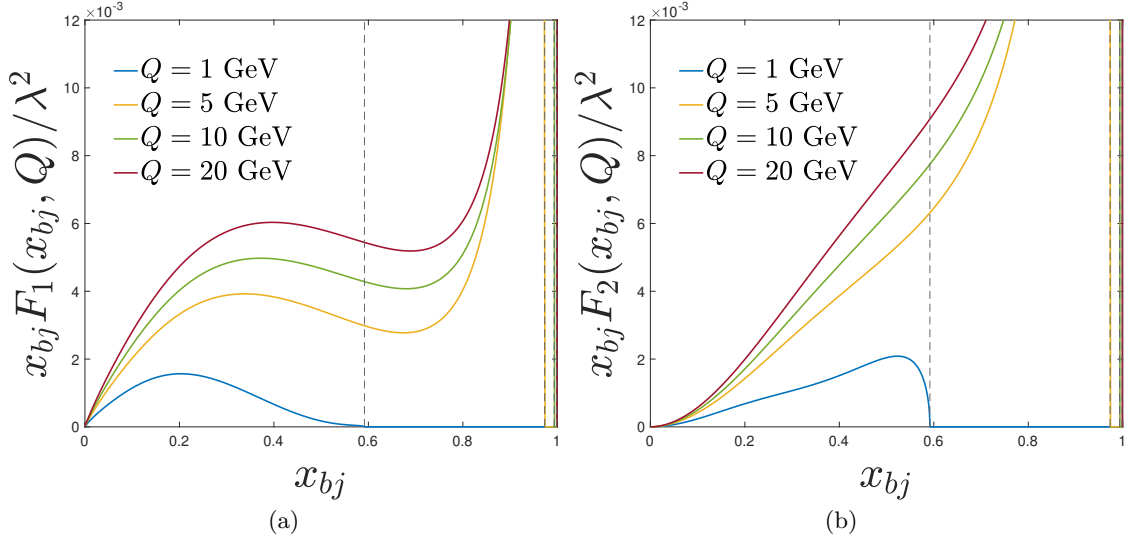


FIG. 3: The unfactorized (a) $F_1(x_{bj}, Q)$ and (b) $F_2(x_{bj}, Q)$ corresponding to Fig. 2 with $m_p = m_s = 1.0$ GeV and $m_q = 0.3$ GeV. The vertical dashed lines indicate the kinematical upper limits on x_{bj} for each value of Q (see Eq. (A25)).

of values for Q and with $m_p = m_s = 1.0$ GeV and $m_q = 0.3$ GeV chosen to mimic typical small mass scales in QCD. Vertical dashed lines show the kinematical maximum (see Eq. (A25)) of x_{bj} for each Q , given the specific values of the intrinsic mass scales we have chosen. As Q increases, the curves for F_1 and F_2 become relatively smooth over the full range of $0 < x_{bj} < 1$. We should expect that, once we obtain the factorized approximations in later sections, the corresponding curves will match those of Fig. 3 with high accuracy for the larger Q cases.

IV. PARTON DENSITIES

At various stages in the discussion it will be necessary to identify contributions to pdfs. Therefore, we postpone the treatment of factorization and focus momentarily on reviewing the properties of the operator definitions for pdfs, now specializing to the Yukawa theory from Sec. III.

The bare parton density for a fermion of flavor i inside a fermion p is defined by the usual matrix element of bare number density operators:

$$f_{0,i/p}(\xi) = \int \frac{dw^-}{2\pi} e^{-i\xi p^+ w^-} \langle p | \bar{\psi}_{0,i}(0, w^-, \mathbf{0}_T) \frac{\gamma^+}{2} \psi_{0,i}(0, 0, \mathbf{0}_T) | p \rangle. \quad (19)$$

Without a UV regulator, the bare pdf is divergent. Ultimately, we work with a renormalized collinear parton density

$$f_{i/p}(\xi; \mu) = Z_{i/i'} \otimes f_{0,i'/p} \equiv \sum_{i'} \int \frac{dz}{z} Z(z, a_\lambda(\mu))_{i/i'} f_{0,i'/p}(\xi/z), \quad (20)$$

where $Z_{i/i'}$ is a renormalization factor. Expanding the DIS cross section in a factorized form through order a_λ will require $f_{p/p}^{(0)}$ and $f_{q/p}^{(1)}$, with the superscripts indicating the order in perturbation theory. The last line uses the standard convolution integral notation,

$$[A \otimes B](x) \equiv \int_x^1 \frac{d\xi}{\xi} A(x/\xi) B(\xi). \quad (21)$$

Note carefully that our use of the term “bare” for the pdf is in the track A sense of Ref. [3]. Notice also the absence of a Wilson line operator in Eq. (19) as compared to what we would need in a gauge theory like QCD.

Implementing dimensional regularization, expanding Eq. (20) through order a_λ , and applying $\overline{\text{MS}}$ renormalization

by subtracting the S_ϵ/ϵ pole gives

$$f_{p/p}^{(0)}(\xi; \mu) = \int \frac{dk^- d^{2-2\epsilon} \mathbf{k}_T}{(2\pi)^{4-2\epsilon}} \text{Tr} \left[\frac{\gamma^+}{2} \text{ (diagram) } \right] = \delta(1 - \xi), \quad (22)$$

$$\begin{aligned} f_{q/p}^{(1)}(\xi; \mu) &\stackrel{\xi \neq 1}{=} \int \frac{dk^- d^{2-2\epsilon} \mathbf{k}_T}{(2\pi)^{4-2\epsilon}} \text{Tr} \left[\frac{\gamma^+}{2} \text{ (diagram) } \right] + \overline{\text{MS}} \text{ C.T.} \\ &= a_\lambda(\mu)(1 - \xi) \left(\frac{\chi(\xi)^2}{\Delta(\xi)^2} + \ln \left[\frac{\mu^2}{\Delta(\xi)^2} \right] - 1 \right), \end{aligned} \quad (23)$$

where in the last line we have used the abbreviations

$$\Delta(\xi)^2 \equiv \xi m_s^2 + (1 - \xi) m_q^2 - \xi(1 - \xi) m_p^2, \quad \chi(\xi)^2 \equiv (m_q + \xi m_p)^2, \quad (24)$$

and where the $\overline{\text{MS}}$ counterterm is

$$\overline{\text{MS}} \text{ C.T.} = -a_\lambda(\mu)(1 - \xi) \frac{S_\epsilon}{\epsilon}. \quad (25)$$

Eq. (23) is obtained in dimensional regularization after we calculated the integral

$$\frac{a_\lambda(\mu)}{\pi} (2\pi\mu)^{2\epsilon} (1 - \xi) \int d^{2-2\epsilon} \mathbf{k}_T \frac{k_T^2 + \chi(\xi)^2}{[k_T^2 + \Delta(\xi)^2]^2} + \overline{\text{MS}} \text{ C.T.}, \quad (26)$$

with the counterterm added, and where we set $\epsilon = 0$.

The bare quark TMD pdf for a flavor i in hadron p is similarly defined as

$$f_{0,i/p}(\xi, \mathbf{k}_T) = \int \frac{dw^- d^2 \mathbf{w}_T}{(2\pi)^3} e^{-i\xi p^+ w^- + i\mathbf{k}_T \cdot \mathbf{w}_T} \langle p | \bar{\psi}_{0,i}(0, w^-, \mathbf{w}_T) \frac{\gamma^+}{2} \psi_{0,i}(0, 0, \mathbf{0}_T) | p \rangle. \quad (27)$$

To get a renormalized TMD pdf in the Yukawa theory, we only need to switch to the renormalized field

$$f_{0,i/p}(\xi, \mathbf{k}_T) = Z_2 \int \frac{dw^- d^2 \mathbf{w}_T}{(2\pi)^3} e^{-i\xi p^+ w^- + i\mathbf{k}_T \cdot \mathbf{w}_T} \langle p | \bar{\psi}_i(0, w^-, \mathbf{w}_T) \frac{\gamma^+}{2} \psi_i(0, 0, \mathbf{0}_T) | p \rangle = Z_2 f_{i/p}(\xi, \mathbf{k}_T; \mu). \quad (28)$$

Since the wavefunction renormalization has the form $Z_2 = 1 + \mathcal{O}(a_\lambda)$, there is no $\mathcal{O}(a_\lambda)$ self-energy contribution in the $\mathcal{O}(a_\lambda)$ graphs in Fig. 2, so we will have no explicit Z_2 contribution to our $\mathcal{O}(a_\lambda)$ quark-in-hadron TMD pdf. Therefore, the expression for the TMD pdf $f_{q/p}(\xi, \mathbf{k}_T; \mu)$ is obtained by simply dropping the counterterm in Eq. (26), keeping the integrand of the first term, and taking the limit to 4 dimensions:

$$f_{q/p}^{(1)}(\xi, \mathbf{k}_T; \mu) = \frac{a_\lambda(\mu)}{\pi} (1 - \xi) \frac{k_T^2 + \chi(\xi)^2}{[k_T^2 + \Delta(\xi)^2]^2}. \quad (29)$$

We will need these expressions in later sections.

Dealing with divergences and evolution in the Yukawa theory is far simpler than in a gauge theory due to the absence of Wilson lines or light-cone divergences. In the Yukawa theory above, TMD evolution equation for the quark-in-hadron TMD pdf is also very simple because it only involves the wavefunction normalization Z_2 in Eq. (28). The TMD evolution equation [12, Sec. 8.71] is just

$$\frac{d}{d \ln \mu} \ln f_{q/p}(\xi, \mathbf{k}_T; \mu) = -2\gamma_2(a_\lambda(\mu)), \quad (30)$$

where

$$\gamma_2(a_\lambda(\mu)) \equiv \frac{1}{2} \frac{d \ln Z_2}{d \ln \mu}. \quad (31)$$

At lowest order,

$$\gamma_2^{(1)}(a_\lambda(\mu)) = -\frac{a_\lambda(\mu)}{2}. \quad (32)$$

The general solution to the TMD evolution equation is

$$f_{q/p}(\xi, \mathbf{k}_T; \mu) = f_{q/p}(\xi, \mathbf{k}_T; \mu_0) \exp \left\{ -2 \int_{\mu_0}^{\mu} \frac{d\mu}{\mu} \gamma_2(a_\lambda(\mu)) \right\}, \quad (33)$$

where evolution is from a reference scale μ_0 up to a generic large scale μ .

There are alternative ways to provide an exact definition to a collinear pdf free of UV divergences. One way that very closely coincides with parton model intuition is to define it as the TMD pdf integrated up to a cutoff k_c ,

$$f_{q/p}^c(\xi; \mu; k_c) \equiv \pi \int_0^{k_c^2} dk_T^2 f_{q/p}(\xi, \mathbf{k}_T; \mu). \quad (34)$$

Normally, k_c is set equal to μ , but this need not be the case. This approach is preferred in some areas of small- x physics, e.g. [24–26], where the relation is taken as a definition for the TMD pdf, and is usually called an “unintegrated” pdf. With the TMD pdf calculated in Eq. (29), the cutoff definition for the collinear pdf is

$$f_{q/p}^c(\xi; \mu; k_c) = a_\lambda(\mu)(1 - \xi) \left[\ln \left(\frac{\Delta(\xi)^2 + k_c^2}{\Delta(\xi)^2} \right) - \frac{k_c^2}{k_c^2 + \Delta(\xi)^2} + \frac{k_c^2 \chi(\xi)^2}{\Delta(\xi)^2 [\Delta(\xi)^2 + k_c^2]} \right]. \quad (35)$$

This definition of the collinear pdf only equals the standard $\overline{\text{MS}}$ definition in Eq. (23) if $k_c = \mu$ and $\mathcal{O}(m^2/\mu^2)$ corrections are neglected. Beyond lowest order, the connection between the cutoff and the renormalized definitions can also involve non-power-suppressed terms, and in gauge theories there are complications with the Wilson line in relations like Eq. (34) that we will not address here (see, however, the detailed discussion in [27]).

V. COLLINEAR FACTORIZATION

Now that we have identified the pdf contributions, we may build up the factorized expressions for structure functions starting from the exact results for Fig. 2 and applying the approximations appropriate to the deeply inelastic regime. We seek the form of the standard collinear factorization theorem for inclusive DIS,

$$\begin{aligned} W^{\mu\nu}(p, q) &= \sum_{i, i'} \int_{x_{\text{bj}}}^1 \frac{d\xi}{\xi} \widehat{W}_{i/i'}^{\mu\nu}(x_{\text{bj}}/\xi, q; \mu) f_{i'/p}(\xi; \mu) + \mathcal{O}\left(\frac{m^2}{Q^2}\right) \\ &= \sum_{i, i'} \widehat{W}_{i/i'}^{\mu\nu} \otimes f_{i'/p} + \mathcal{O}\left(\frac{m^2}{Q^2}\right), \end{aligned} \quad (36)$$

where $\widehat{W}_{i/i'}^{\mu\nu}(x_{\text{bj}}/\xi, q)$ is a partonic structure tensor (with suitable subtractions, to be discussed below) for a massless, on-shell partonic target of flavor i' , $f_{i'/p}(\xi; \mu)$ is a pdf for a parton flavor i' in target p , μ is the renormalization group scale, and $\sum_{i, i'}$ is a sum over all flavors. The analogous expressions for structure functions are

$$\begin{aligned} F_1(x_{\text{bj}}, Q^2) &= \sum_{ii'} \int_{x_{\text{bj}}}^1 \frac{d\xi}{\xi} \widehat{F}_{1, i/i'}(x_{\text{bj}}/\xi, \mu^2/Q^2; \mu) f_{i'/p}(\xi; \mu) + \mathcal{O}\left(\frac{m^2}{Q^2}\right) \\ &= \sum_{i, i'} \widehat{F}_{1, i/i'} \otimes f_{i'/p} + \mathcal{O}\left(\frac{m^2}{Q^2}\right), \end{aligned} \quad (37)$$

$$\begin{aligned} F_2(x_{\text{bj}}, Q^2) &= \sum_{i, i'} \int_{x_{\text{bj}}}^1 d\xi \widehat{F}_{2, i/i'}(x_{\text{bj}}/\xi, \mu^2/Q^2; \mu) f_{i'/p}(\xi; \mu) + \mathcal{O}\left(\frac{m^2}{Q^2}\right) \\ &= \sum_{ii'} \xi \widehat{F}_{2, i/i'} \otimes f_{i'/p} + \mathcal{O}\left(\frac{m^2}{Q^2}\right). \end{aligned} \quad (38)$$

In the limit that the $\mathcal{O}\left(\frac{m^2}{Q^2}\right)$ terms are negligible, the structure functions have process-specific hard parts, $\hat{F}_{1,2}$, that are insensitive to large spacetime distances. But the collinear pdfs $f_{i'/p}$ account for the intrinsic properties of the target, so we should expect them to retain sensitivity to m .

In this section, we will systematically step through the approximations necessary to factorize the graphs in Fig. 2 as in Eqs. (37)–(38) for the Yukawa theory. The specific task is to expand in small m^2/Q^2 and confirm that factorization is satisfied order-by-order in a_λ . For example, a structure function (say F_1) becomes

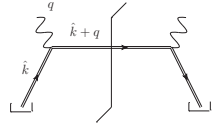
$$\begin{aligned} F_1(x_{\text{bj}}, Q) &= \sum_{ii'} (\hat{F}_1^{(0)} + \hat{F}_1^{(1)} + \dots)_{i/i'} \otimes (f^{(0)} + f^{(1)} + \dots)_{i'/p} + \mathcal{O}\left(\frac{m^2}{Q^2}\right) \\ &= \sum_{ii'} \hat{F}_{1,i/i'} \otimes f_{i'/p} + \mathcal{O}\left(\frac{m^2}{Q^2}\right), \end{aligned} \quad (39)$$

where the superscript “ (n) ” refers to the order in a_λ , and the “ \dots ” refers to higher orders in a_λ .

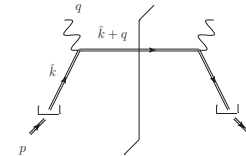
A. Outline Of Steps

Building up all the terms in Eq. (39) entails a mixture of different approximations, each corresponding to a different region of momentum. Together, they are a simple example of the method of matched asymptotic expansions [28, Ch. 4]. There is a nested chain of increasingly larger kinematical regions, and different approximations apply in each one. We will step through the procedure below for the case of the F_1 structure function.

First, consider the zeroth order term in Eq. (39), which corresponds to elastic scattering and is just the convolution of a zeroth order pdf (Eq. (22)) with a zeroth order partonic \hat{F}_1 in which p is the target,

$$\hat{F}_{1,p/p}^{(0)}(\xi/x_{\text{bj}}, Q) = \frac{1}{2} \delta(1 - x_{\text{bj}}/\xi) = \text{graph} \quad (40)$$


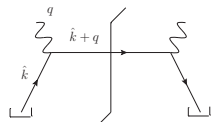
The hooks at the bottom of the graph notate the approximation that all lines above them are to be treated as massless and on-shell. Thus,

$$\begin{aligned} F_1^{(0)}(x_{\text{bj}}, Q) &= \hat{F}_{1,p/p}^{(0)} \otimes f_{p/p}^{(0)} + \mathcal{O}\left(\frac{m^2}{Q^2}\right) = \text{graph} + \mathcal{O}\left(\frac{m^2}{Q^2}\right) \\ &= \frac{1}{2} \delta(1 - x_{\text{bj}}) + \mathcal{O}\left(\frac{m^2}{Q^2}\right). \end{aligned} \quad (41)$$


The second line above introduces additional graphical conventions that we will use throughout this paper. The hard part $\hat{F}_{1,p/p}^{(0)}(\xi/x_{\text{bj}}, Q)$ from Eq. (40) is placed above the graph in Eq. (22) for the integrand of the pdf. This symbolizes the convolution integral, Eq. (21). The $\hat{F}_{2,i/i'}^{(0)}(\xi/x_{\text{bj}}, Q)$ contribution is similarly

$$\hat{F}_{2,p/p}^{(0)}(\xi/x_{\text{bj}}, Q) = \delta(1 - x_{\text{bj}}/\xi). \quad (42)$$

The form of Eq. (40) is the same for the zeroth order structure function of any fermionic parton target, including a quark,

$$\hat{F}_{1,q/q}^{(0)}(\xi/x_{\text{bj}}, Q) = \frac{1}{2} \delta(1 - x_{\text{bj}}/\xi) = \text{graph} \quad (43)$$


Turning now to $x_{bj} < 1$ and the graphs in Fig. 2, the smallest region that we need to approximate corresponds to a neighborhood of $k_T = 0$ extending to not much larger than $\mathcal{O}(m)$. In that region, graphs (b) and (c) of Fig. 2 are subleading in $\max(m^2, k_T^2)/Q^2$, so part of the approximation is to keep only graph (a) and neglect graphs (b) and (c). In the upper part of graph (a), it is only the k^+ component of k that is important in the small transverse momentum region, so the small k^- and k_T components can be neglected there. The details of the small k_T approximations are reviewed extensively in many other places [12] so we will not repeat them here. The important point is that they separate graph (a) into a zeroth order hard part and an $\mathcal{O}(a_\lambda)$ quark-in-hadron pdf, up to $\mathcal{O}(\max(m^2, k_T^2)/Q^2)$ corrections.

To symbolize the small- k_T approximation, we will use the “approximator” notation T_{small} . This is an instruction to replace the internal k line of the object on its left by an approximate version and to drop power suppressed errors. Applied to Fig. 2(a),

$$F_1(x_{bj}, Q, \mathbf{k}_T) = T_{\text{small}} F_1(x_{bj}, Q, \mathbf{k}_T) + \mathcal{O}\left(\frac{\max(m^2, k_T^2)}{Q^2}\right). \quad (44)$$

The approximation with the error term made explicit is

$$F_1(x_{bj}, Q, \mathbf{k}_T) = T_{\text{small}} F_1(x_{bj}, Q, \mathbf{k}_T) + [F_1(x_{bj}, Q, \mathbf{k}_T) - T_{\text{small}} F_1(x_{bj}, Q, \mathbf{k}_T)]. \quad (45)$$

The error in braces is the $\mathcal{O}(\max(m^2, k_T^2)/Q^2)$ -suppressed contribution from Eq. (44), so the T_{small} approximation is no longer accurate once k_T is comparable to Q . The T_{small} approximator does not yield the expansion for the full integral over k_T necessary for fully inclusive scattering.

To fix this, we next consider the larger $k_T \approx Q$ region. Specifically, we consider the region where the ratio k_T/Q is fixed and expand the graphs in Fig. 2 in powers of m/k_T . The approximation is accurate in a neighborhood of $m < k_T \lesssim Q$, and it exploits the smallness of the mass scales (m_s, m_q, m_p) relative to the large transverse momentum k_T . We call the corresponding approximator T_{large} and write

$$F_1(x_{bj}, Q, \mathbf{k}_T) = T_{\text{large}} F_1(x_{bj}, Q, \mathbf{k}_T) + \mathcal{O}\left(\frac{m^2}{k_T^2}\right). \quad (46)$$

In the Yukawa theory model calculations of Fig. 2, the large k_T approximation amounts to simply setting all small masses to zero.

The error term in Eq. (45) is only significant when k_T is large relative to m , so the final step is to apply T_{large} to the entire contribution in the braces in Eq. (45). Since that term is already $\mathcal{O}(k_T^2/Q^2)$, the resulting overall error is now $\mathcal{O}(m^2/Q^2)$ point-by-point in k_T .¹

$$\begin{aligned} F_1(x_{bj}, Q, \mathbf{k}_T) &= T_{\text{small}} F_1(x_{bj}, Q, \mathbf{k}_T) + T_{\text{large}} [F_1(x_{bj}, Q, \mathbf{k}_T) - T_{\text{small}} F_1(x_{bj}, Q, \mathbf{k}_T)] + \mathcal{O}\left(\frac{k_T^2}{Q^2} \times \frac{m^2}{k_T^2}\right) \\ &= \text{W-term} + \text{Y-term} + \mathcal{O}\left(\frac{m^2}{Q^2}\right). \end{aligned} \quad (47)$$

In a common jargon, the first term on the second line is labeled the “W-term” and the second term is the “Y-term,” as indicated on the last line. Now we may integrate Eq. (47) over the whole kinematically accessible region of k_T and be assured that the overall error in our calculation of the inclusive $F_1(x_{bj}, Q)$ vanishes like m^2/Q^2 in the large Q limit.

Integrating the W-term over transverse momentum gives the contribution to $F_1(x_{bj}, Q)$ with an $\mathcal{O}(a_\lambda^0)$ hard part and an $\mathcal{O}(a_\lambda^1)$ pdf, while integrating the Y-term produces the contribution to $F_1(x_{bj}, Q)$ with an $\mathcal{O}(a_\lambda^1)$ hard part and an $\mathcal{O}(a_\lambda^0)$ pdf. So, to order $\mathcal{O}(a_\lambda^1)$ the fully factorized approximation is

$$F_1^{(1)}(x_{bj}, Q) \stackrel{x_{bj} \neq 1}{=} \sum_i \hat{F}_{1,q/i}^{(0)} \otimes f_{i/p}^{(1)} + \sum_i \hat{F}_{1,q/i}^{(1)} \otimes f_{i/p}^{(0)} + \mathcal{O}\left(a_\lambda^2, \frac{m^2}{Q^2}\right). \quad (48)$$

We will illustrate the above with explicit expressions in the next few subsections.

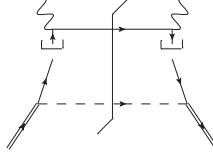
¹ Note that the T_{large} approximation sets all masses to zero in F_1 , so the T_{small} approximation ultimately contributes an error of size $\mathcal{O}(k_T^2/Q^2)$ instead of $\mathcal{O}(\max(m^2, k_T^2)/Q^2)$.

B. Small Transverse Momentum

Retracing the steps of the last subsection, the first is to apply the T_{small} directly to graph Fig. 2(a). The result is

$$T_{\text{small}} F_1(x_{\text{bj}}, Q, \mathbf{k}_T) = \frac{a_\lambda(\mu)}{2\pi} (1 - x_{\text{bj}}) \frac{k_T^2 + \chi(x_{\text{bj}})^2}{[k_T^2 + \Delta(x_{\text{bj}})^2]^2}. \quad (49)$$

Up to a factor of $1/2$ from the hard coefficient, this is just the TMD pdf in Eq. (29). Integrating it over all transverse momentum gives

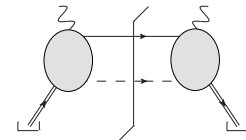
$$\widehat{F}_{1,q/q}^{(0)} \otimes f_{q/p}^{(1)} \stackrel{x_{\text{bj}} \leq 1}{=} \text{Diagram} = \frac{a_\lambda(\mu)}{2} (1 - x_{\text{bj}}) \left(\frac{\chi(x_{\text{bj}})^2}{\Delta(x_{\text{bj}})^2} + \ln \left[\frac{\mu^2}{\Delta(x_{\text{bj}})^2} \right] - 1 \right). \quad (50)$$


A side effect of the T_{small} approximation is that there is a UV divergence in the integral over k_T that did not exist in the original unapproximated graph. To deal with it, we have taken $\epsilon \neq 0$ and applied $\overline{\text{MS}}$ renormalization to the pdf, as in Eq. (26), before returning to 4 dimensions. Note that we could have chosen to instead use the cutoff definition in Eqs. (34)–(35) for the pdf, but the difference between the two choices amounts only to power-suppressed errors in the cross section calculation.

The graphical notation in Eq. (50) is analogous to that of Eq. (41). As before, hooks on the target quark lines symbolize the approximations on the k -momentum that flows into the top of the graph. As the diagrammatic notation in Eq. (50) emphasizes, this result is constructed from pieces that we already know from earlier sections, namely Eq. (43) and Eq. (23). Placing the Eq. (43) graph over the Eq. (23) integrand represents the convolution of the hard part at the top with the pdf at the bottom.

C. Large Transverse Momentum

The T_{large} approximation sets all masses to zero in the unapproximated Fig. 2, and convolutes the result with the trivial zeroth order proton-in-proton pdf, Eq. (22). At large k_T , all the graphs in Fig. 2 are leading power, and none can be neglected. The $\mathcal{O}(a_\lambda)$ hard part is

$$\widehat{F}_{1,q/p}^{(1)}(\xi, Q; \mu)_{\text{unsub}} = \text{Diagram} = \frac{a_\lambda(\mu)}{2\pi} \int_{k_{\text{cut}}^2}^{\hat{k}_m^2(\xi)} d^2 \mathbf{k}_T \left(\frac{1 - \xi}{\kappa(\xi) k_T^2} - \frac{\xi(2\xi^2 - 6\xi + 3)}{Q^2(1 - \xi)^2 \kappa(\xi)} \right). \quad (51)$$


The blobs on the left and right represents the sum of *all* graphs in Fig. 2. We have used

$$\kappa(\xi) \equiv \sqrt{1 - \frac{k_T^2}{\hat{k}_m^2(\xi)}}, \quad (52)$$

where

$$\hat{k}_m^2(\xi) \equiv \frac{(1 - \xi)Q^2}{4\xi} \quad (53)$$

is the kinematical upper bound on transverse momentum in the massless approximation. (The “hat” is to distinguish this from the exact kinematical upper bound in Eq. (A17).) The integral over k_T in Eq. (51) diverges at $k_T = 0$, so we have temporarily introduced a lower cutoff, k_{cut} . (We will find it unnecessary once we combine all terms.) The “unsub” subscript means we have yet to apply the $T_{\text{large}} T_{\text{small}}$ subtraction in Eq. (47). The hooks in Eq. (51) symbolize the T_{large} approximation that sets all masses to zero in the lines above them.

Taking the convolution of Eq. (51) with Eq. (22) gives

$$\begin{aligned}
 T_{\text{large}} F_1^{(1)}(x_{\text{bj}}, Q) &= \text{Diagram} = \hat{F}_{1,q/p,\text{unsub}}^{(1)} \otimes f_{p/p}^{(0)} \\
 &= \frac{a_\lambda(\mu)}{2} \int_{k_{\text{cut}}^2}^{\hat{k}_{\text{m}}^2(x_{\text{bj}})} dk_{\text{T}}^2 \left(\frac{1-x_{\text{bj}}}{\kappa(x_{\text{bj}})k_{\text{T}}^2} - \frac{x_{\text{bj}}(2x_{\text{bj}}^2 - 6x_{\text{bj}} + 3)}{Q^2(1-x_{\text{bj}})^2\kappa(x_{\text{bj}})} \right). \quad (54)
 \end{aligned}$$

The hooks in Eq. (54) now denote the separation between the hard subgraph, where all masses are negligible relative to the hard scale, from the pdf of Eq. (22).²

To complete the large- k_{T} approximation we need to subtract from Eq. (54) the term that corresponds to the combined $T_{\text{large}} T_{\text{small}} F_1(x_{\text{bj}}, Q, \mathbf{k}_{\text{T}})$ approximation in Eq. (47). This amounts to the same low k_{T} factorization approximation we made in Sec. VB, but now with all masses set to zero in accordance with the T_{large} approximation. Since we already have Eq. (54), we simply need to apply to it T_{small} . It amounts to the handbag approximation again, but now with all particle masses set to zero, including in the pdf itself,

$$\begin{aligned}
 T_{\text{large}} T_{\text{small}} F_1(x_{\text{bj}}, Q, \mathbf{k}_{\text{T}}) &= \text{Diagram} = \frac{a_\lambda(\mu)}{2\pi} \frac{(1-x_{\text{bj}})}{k_{\text{T}}^2}. \quad (55)
 \end{aligned}$$

The two sets of hooks indicate graphically that the two combined approximations are being applied simultaneously. When integrating Eq. (55) over transverse momentum, the T_{small} is to be read as an instruction to apply $\overline{\text{MS}}$ renormalization in the integration over k_{T}^2 , just as we did when T_{small} was applied to the unapproximated graph (a). Thus,

$$T_{\text{large}} T_{\text{small}} F_1^{(1)}(x_{\text{bj}}, Q) = \frac{a_\lambda(\mu)}{2} \mu^{2\epsilon} S_\epsilon \int_{k_{\text{cut}}^2}^{\infty} dk_{\text{T}}^2 (k_{\text{T}}^2)^{-\epsilon} \frac{(1-x_{\text{bj}})}{k_{\text{T}}^2} - \frac{a_\lambda(\mu)}{2} (1-x_{\text{bj}}) \frac{S_\epsilon}{\epsilon}. \quad (56)$$

The same lower k_{cut}^2 cutoff in Eq. (54) needs to be imposed also in Eq. (56). It is simple to verify by direct calculation that (for this low order graph) the $\overline{\text{MS}}$ subtraction in Eq. (56) is equivalent to applying an upper cutoff of μ^2 on the k_{T}^2 integral:

$$\begin{aligned}
 T_{\text{large}} T_{\text{small}} F_1^{(1)}(x_{\text{bj}}, Q) &= \frac{a_\lambda(\mu)}{2} \int_{k_{\text{cut}}^2}^{\mu^2} dk_{\text{T}}^2 \frac{(1-x_{\text{bj}})}{k_{\text{T}}^2} \\
 &= \frac{a_\lambda(\mu)}{2} \int_{k_{\text{cut}}^2}^{\hat{k}_{\text{m}}^2(x_{\text{bj}})} dk_{\text{T}}^2 \frac{(1-x_{\text{bj}})}{k_{\text{T}}^2} + \frac{a_\lambda(\mu)}{2} (1-x_{\text{bj}}) \ln \frac{\mu^2}{\hat{k}_{\text{m}}^2(x_{\text{bj}})}. \quad (57)
 \end{aligned}$$

Subtracting Eq. (57) from Eq. (54) gives the full collinear $\hat{F}_1^{(1)}$. Including the trivial convolution with the zeroth order pdf in Eq. (22) produces the second term of Eq. (48),

$$\begin{aligned}
 &\hat{F}_{1,q/p}^{(1)} \otimes f_{p/p}^{(0)} \\
 &= \frac{a_\lambda(\mu)}{2} \int_0^{\hat{k}_{\text{m}}^2(x_{\text{bj}})} dk_{\text{T}}^2 \left(\frac{(1-x_{\text{bj}})(1-\kappa(x_{\text{bj}}))}{\kappa(x_{\text{bj}})k_{\text{T}}^2} - \frac{x_{\text{bj}}(2x_{\text{bj}}^2 - 6x_{\text{bj}} + 3)}{Q^2(1-x_{\text{bj}})^2\kappa(x_{\text{bj}})} \right) - \frac{a_\lambda(\mu)}{2} (1-x_{\text{bj}}) \ln \frac{\mu^2}{\hat{k}_{\text{m}}^2(x_{\text{bj}})}. \quad (58)
 \end{aligned}$$

² Compared with textbook calculations of partonic scattering, these expressions may look somewhat odd since there are no “+”-distributions. In fact, we could combine these results with self energy graphs and reexpress them in terms of “+”-distributions, but this is unnecessary for the $x_{\text{bj}} < 1$ region of the graphs in Fig. 2. A nice feature of this toy model is that we are able to avoid using distributions.

Now the integral over k_T is well-behaved in both the UV and IR limits, confirming that no lower cutoff was needed, so we have removed the k_{cut} from Eq. (58). Equation (50) accounts for the zeroth order contribution to the hard partonic structure function while Eq. (58) accounts for the first $\mathcal{O}(a_\lambda)$ contribution. Both must be present in order to have complete factorization with only power suppressed and $\mathcal{O}(a_\lambda^2)$ errors.

D. Fully factorized result

Combining Eq. (50) and Eq. (58) gives all of the leading terms in Eq. (48), and evaluating the integrals explicitly gives

$$\begin{aligned}
 F_1(x_{\text{bj}}, Q) = & \underbrace{\frac{a_\lambda(\mu)}{2}(1-x_{\text{bj}}) \left(\frac{(m_q + x_{\text{bj}}m_p)^2}{\Delta(x_{\text{bj}})^2} + \ln \left[\frac{\mu^2}{\Delta(x_{\text{bj}})^2} \right] - 1 \right)}_{\hat{F}_{1,q/q}^{(0)} \otimes f_{q/p}^{(1)}} + \\
 & + \underbrace{\left(\frac{a_\lambda(\mu)}{2} \left[2(1-x_{\text{bj}}) \ln(2) - \frac{2x_{\text{bj}}^2 - 6x_{\text{bj}} + 3}{2(1-x_{\text{bj}})} \right] - \frac{a_\lambda(\mu)}{2}(1-x_{\text{bj}}) \ln \frac{\mu^2}{\hat{k}_m^2(x_{\text{bj}})} \right)}_{\hat{F}_{1,q/p}^{(1)} \otimes f_{p/p}^{(0)}} \\
 & + \mathcal{O}\left(\frac{m^2}{Q^2}, a_\lambda^2\right).
 \end{aligned} \tag{59}$$

Equation (59) can be written in a more explicitly factorized way, with

$$\begin{aligned}
 F_1(x_{\text{bj}}, Q) = & \sum_i \int_{x_{\text{bj}}}^1 \frac{d\xi}{\xi} \times \\
 & \times \underbrace{\frac{1}{2} \left\{ \delta\left(1 - \frac{x_{\text{bj}}}{\xi}\right) \delta_{qi} + a_\lambda(\mu) \left(1 - \frac{x_{\text{bj}}}{\xi}\right) \left[\ln(4) - \frac{\left(\frac{x_{\text{bj}}}{\xi}\right)^2 - 3\frac{x_{\text{bj}}}{\xi} + \frac{3}{2}}{\left(1 - \frac{x_{\text{bj}}}{\xi}\right)^2} - \ln \frac{4x_{\text{bj}}\mu^2}{Q^2(\xi - x_{\text{bj}})} \right] \delta_{pi} \right\}}_{\hat{F}_{1,q/i}(x_{\text{bj}}/\xi, \mu/Q; a_\lambda(\mu))} \times \\
 & \times \underbrace{\left\{ \delta(1-\xi) \delta_{ip} + a_\lambda(\mu)(1-\xi) \left[\frac{\chi(\xi)^2}{\Delta(\xi)^2} + \ln \left(\frac{\mu^2}{\Delta(\xi)^2} \right) - 1 \right] \delta_{iq} \right\}}_{f_{i/p}(\xi; \mu)} \\
 & + \mathcal{O}\left(\frac{m^2}{Q^2}, a_\lambda^2\right).
 \end{aligned} \tag{60}$$

The second line is now the (subtracted) hard partonic structure function through $\mathcal{O}(a_\lambda)$, and the third line is the pdf through $\mathcal{O}(a_\lambda)$.

Equation (60) is the factorization of Fig. 2 in the form of Eq. (39) that we sought. It is an approximation whose accuracy increases as $m/Q \rightarrow 0$. More general treatments of factorization show that the pattern continues to all orders in a_λ .

Several well-known features of factorization are recognizable in Eq. (60). First, the hard factor $\hat{F}_{1,q/i}$ on the second line is a partonic DIS structure function, it is process-specific, and it depends on the process-specific kinematical variable Q . However, it is independent of any of the small mass scales like m_q , m_s or m_p that govern intrinsic structure over large spacetime scales. Conversely, the pdf $f_{i/p}$ on the third line does depend on intrinsic scales, but it is universal in that it follows directly (Eq. (22) and Eq. (23)) from the operator definition in Eq. (19). Second, the logarithmic dependence on μ cancels between the second and third lines through order $a_\lambda(\mu)$, demonstrating the renormalization group independence. Any residual μ dependence is in the $\mathcal{O}(a_\lambda(\mu)^2)$ running of parameters like $a_\lambda(\mu)$, but this too would vanish with higher orders.

In an asymptotically free theory like QCD, the goal would be to ensure that higher order terms in the perturbative expansion of the hard part remain small or finite as $Q \rightarrow \infty$. Thus, logarithms like those in $\hat{F}_{1,q/i}(x_{\text{bj}}/\xi, \mu/Q; a_\lambda(\mu))$ need to be kept under control by choosing to set $\mu \propto Q$. With such a choice, all Q -dependence *in the hard part* resides in the running of the coupling, which vanishes in the DIS limit. In the non-asymptotically free Yukawa toy theory

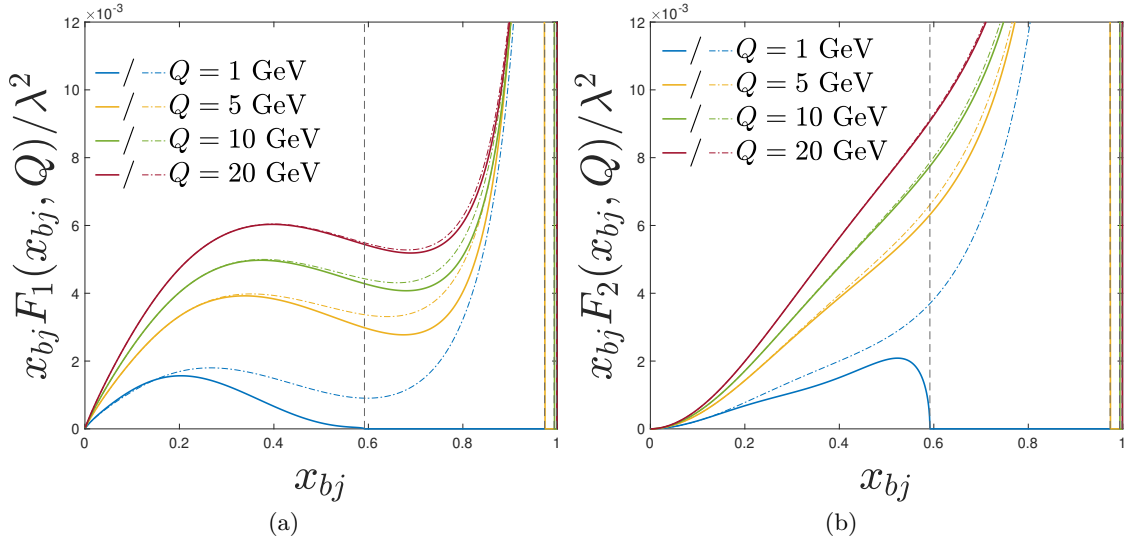


FIG. 4: The same curves as in Fig. 3, but now with the factorized expressions for F_1 and F_2 from Eq. (60) and Eq. (61) also shown as the dot-dashed curves. The vertical dashed curves are the kinematical maximum (Eq. (A25)) corresponding to each value of Q .

that we are using here, there are fewer advantages to doing this, but the steps nevertheless very clearly illustrate the procedure. Thus, we are generally interested in the pdf defined with its scale of order Q , $f_{q/p}(\xi; Q)$.

The steps above apply in the same way to the F_2 structure function, giving

$$\begin{aligned}
 F_2(x_{bj}, Q) = & \sum_i \int_{x_{bj}}^1 d\xi \times \\
 & \underbrace{\left\{ \delta \left(1 - \frac{x_{bj}}{\xi} \right) \delta_{qi} + a_\lambda(\mu) \frac{x_{bj}}{\xi} \left(1 - \frac{x_{bj}}{\xi} \right) \left[\ln(4) - \frac{3 \left(\frac{x_{bj}}{\xi} \right)^2 - 5 \frac{x_{bj}}{\xi} + \frac{3}{2}}{\left(1 - \frac{x_{bj}}{\xi} \right)^2} - \ln \frac{4x_{bj}\mu^2}{Q^2(\xi - x_{bj})} \right] \delta_{pi} \right\}}_{\hat{F}_{2,q/i}(x_{bj}/\xi, \mu/Q; a_\lambda(\mu))} \times \\
 & \underbrace{\left\{ \delta(1 - \xi) \delta_{ip} + a_\lambda(\mu)(1 - \xi) \left[\frac{\chi(\xi)^2}{\Delta(\xi)^2} + \ln \left(\frac{\mu^2}{\Delta(\xi)^2} \right) - 1 \right] \delta_{iq} \right\}}_{f_{i/p}(\xi; \mu)} \\
 & + \mathcal{O}\left(\frac{m^2}{Q^2}, a_\lambda^2\right).
 \end{aligned} \tag{61}$$

It is worth verifying graphically and numerically that the factorized expressions for F_1 and F_2 match the unapproximated calculations of the graphs in Fig. 2 when m/Q approaches zero. This is illustrated in Fig. 4. The solid curves are the same as those in Fig. 3, but now overlaid on top are the calculations with factorization, obtained from Eq. (60) and Eq. (61) and shown as dot-dashed lines. As expected, the unapproximated and factorized calculations agree as Q increases above ≈ 1 GeV. If we ignore the running of $a_\lambda(\mu)$, as we will in all plots here, then F_1 and F_2 are exactly independent of the numerical value used for μ , though the *relative* contribution from each factor in Eq. (60) and Eq. (61) changes with μ . This is illustrated in Fig. 5. Note that while the value of μ is arbitrary, certain choices minimize or maximize the contribution from $\hat{F}_{1,2}$. For instance, when μ is chosen to be equal to the hard scale $Q = 20$ GeV (dashed green curves) we recover the naive parton model prediction in the low x_{bj} region. On the other hand, the non trivial partonic contribution is dominant when the renormalization scale is chosen to be of the order of the nonperturbative mass scales of the model (dotted yellow curves). In fact, from Eq. (23) we see that there exists a functional form of $\mu \sim \mathcal{O}(m)$ that makes the non trivial pdf contribution vanish, namely

$$\mu(\xi)^2 = \Delta(\xi)^2 e^{1 - \frac{\chi(\xi)^2}{\Delta(\xi)^2}}, \tag{62}$$

although in general one lacks knowledge of “nonperturbative” quantities like $\chi(\xi)$ and $\Delta(\xi)$. We will comment further

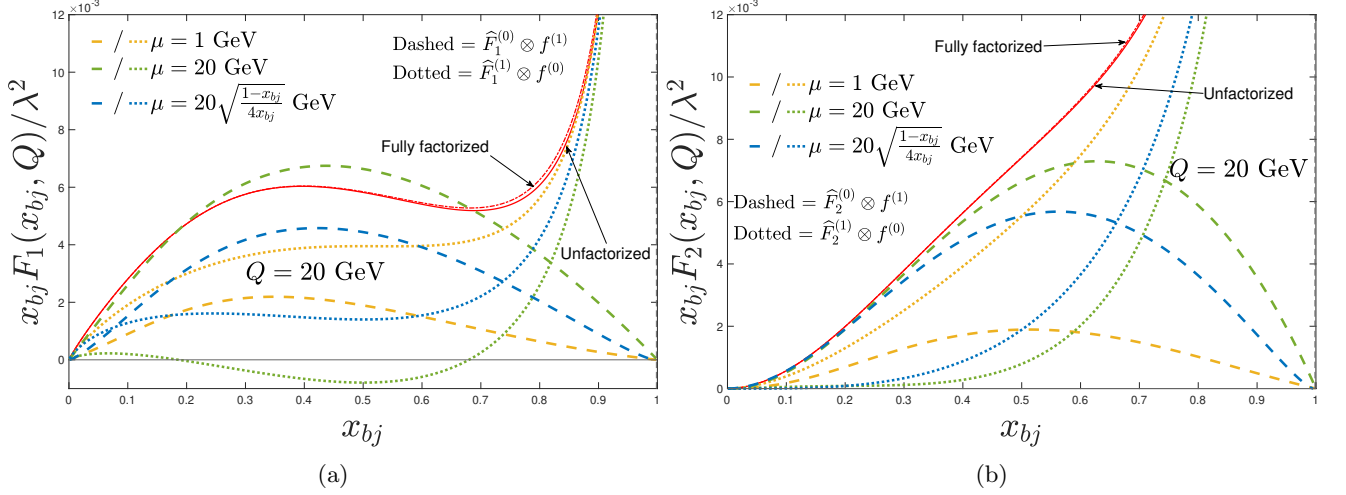


FIG. 5: The red solid and dot-dashed curves are the same $Q = 20$ GeV curves as those appearing in Fig. 4 (a) and (b). Now we also show the terms $\hat{F}_1^{(0)} \otimes f^{(1)}$ (dashed) and $\hat{F}_1^{(1)} \otimes f^{(0)}$ (dotted), as in Eq. (59) (and similarly for F_2) for $\mu = 1$ GeV (yellow), $\mu = 20$ GeV (green) and $\mu = (20 \text{ GeV})\sqrt{(1-x_{bj})/4x_{bj}}$ (blue).

on these plots in Sec. VII.

VI. TMD FACTORIZATION & SIDIS

So far, we have focused on collinear factorization and DIS, but we may regard the same set of graphs in Fig. 2 as contributions to SIDIS and use TMD factorization. For this, we will take the observed final state particle B to be the “quark” of the Yukawa theory in Sec. III. The TMD factorization formula for the hadronic tensor is then

$$\begin{aligned}
 W^{\mu\nu}(x_{bj}, Q, z_h, \mathbf{P}_{BT}) &= \sum_{ij} H_{ij}(\mu/Q; \mu)^{\mu\nu} \int d^2\mathbf{k}_{1T} d^2\mathbf{k}_{2T} f_{i/p}(x_{bj}, \mathbf{k}_{1T}; \mu) D_{B/j}(z_h, z_h \mathbf{k}_{2T}; \mu) \delta^{(2)}(\mathbf{q}_T + \mathbf{k}_{1T} - \mathbf{k}_{2T}) + Y^{\mu\nu} + \mathcal{O}\left(\frac{m^2}{Q^2}\right) \\
 &= \sum_{ij} H_{ij}(\mu/Q; \mu)^{\mu\nu} \int \frac{d^2\mathbf{b}_T}{(2\pi)^2} e^{-i\mathbf{q}_T \cdot \mathbf{b}_T} \tilde{f}_{i/p}(x_{bj}, \mathbf{b}_T; \mu) \tilde{D}_{B/j}(z_h, \mathbf{b}_T; \mu) + Y^{\mu\nu} + \mathcal{O}\left(\frac{m^2}{Q^2}\right) \\
 &= \sum_{ij} H_{ij}(\mu/Q; \mu)^{\mu\nu} [f_{i/p}, D_{B/j}] + Y^{\mu\nu} + \mathcal{O}\left(\frac{m^2}{Q^2}\right).
 \end{aligned} \tag{63}$$

The form of the first term on the first line is well-known from TMD parton model treatments. The transverse momentum \mathbf{P}_{BT} is with respect to the Breit frame, while the momenta in the integrand are in the hadron frame. On the second line, the transverse momentum convolution has been re-expressed in transverse coordinate space, as is very common in treatments that implement TMD evolution in real QCD. We have used the transverse momentum variable

$$\mathbf{q}_T \equiv -\frac{\mathbf{P}_{BT}}{z_N}, \tag{64}$$

which is the hadron frame transverse momentum of the virtual photon. On the last line we have used a very standard bracket notation (e.g. [20, 29]) for transverse convolution integrals, especially in the context of hadron structure. The $Y^{\mu\nu}$ is the large- q_T correction term to account for $q_T \approx Q$. The coordinate space correlation functions are

$$\tilde{f}_{i/p}(\xi, \mathbf{b}_T; \mu) = \int d^2\mathbf{k}_T e^{-i\mathbf{k}_T \cdot \mathbf{b}_T} f_{i/p}(\xi, \mathbf{k}_T; \mu) \tag{65}$$

$$\tilde{D}_{q/j}(\zeta, \mathbf{b}_T; \mu) = \int d^2\mathbf{k}_{2T} e^{i\mathbf{k}_T \cdot \mathbf{b}_T} D_{q/j}(\zeta, \mathbf{k}_T; \mu). \tag{66}$$

Note the factor of ζ multiplying \mathbf{k}_T in the argument of the TMD FF. The hard factor is

$$H_{ij}(\mu/Q; \mu)^{\mu\nu} = \frac{z_h}{2} \text{Tr}[\gamma^\nu \gamma^+ \gamma^\mu \gamma^-] |H(\mu/Q; \mu)|_{ij}^2, \quad (67)$$

where $|H(\mu/Q; \mu)|^2$ is a hard vertex factor that in perturbation theory takes the form

$$|H(\mu/Q; \mu)|_{ij}^2 = 1 + \mathcal{O}(a_\lambda(\mu)). \quad (68)$$

The unpolarized quark structure functions follow from Eq. (12),

$$\begin{aligned} P_1^{\mu\nu} H_{ij}(\mu/Q; \mu)_{\mu\nu} &= H_1(\mu/Q; \mu) \delta_{iq} \delta_{jq} = 2 z_h |H(\mu/Q; \mu)|_{ij}^2, \\ P_2^{\mu\nu} H_{ij}(\mu/Q; \mu)_{\mu\nu} &= H_2(\mu/Q; \mu) \delta_{iq} \delta_{jq} = 4 z_h x_{bj} |H(\mu/Q; \mu)|_{ij}^2. \end{aligned} \quad (69)$$

The above is general, and applies equally to QCD and to the Yukawa theory. However, the expressions simplify considerably when we specialize to the low order Yukawa theory graphs of Fig. 2. Then, there is only one flavor of struck parton, so we may drop the sums over flavor indices. Also, there is only one particle flavor that can appear in the final state, namely the quark. So $B = q$ and we may drop the sum over B . The TMD FF has the trivial form in the current region of the W -term,

$$D(z_h, z_h \mathbf{k}_T; \mu) = \delta(1 - z_h) \delta^{(2)}(z_h \mathbf{k}_T). \quad (70)$$

Therefore, we may integrate the cross section over z_N to evaluate the δ -function at $z_N = 1$. The cross section that we will consider, therefore, is actually

$$\int dz_N \frac{d\sigma_{\text{SIDIS}}}{dx_{bj} dy d\psi dz_N d^2 \mathbf{P}_{BT}}, \quad (71)$$

with z_N approximated by z_h in Eq. (70), as usual in a leading power approximation. (The Y term comes with an analogous δ -function in the collinear FF that fixes the value of z_N .) Once Eq. (70) is substituted into the second line of Eq. (63), two transverse momentum δ -functions remain. Therefore, we may evaluate both the \mathbf{k}_{1T} and \mathbf{k}_{2T} integrals and the delta functions fix $\mathbf{k}_{2T} = 0$ and $\mathbf{k}_{1T} = -\mathbf{q}_T = \mathbf{P}_{BT}$. Finally, for the low order graphs considered here,

$$\begin{aligned} P_1^{\mu\nu} H_{ij}(\mu/Q; \mu)_{\mu\nu} &\rightarrow P_1^{\mu\nu} H_{\mu\nu} = H_1 = \frac{1}{2}, \\ P_2^{\mu\nu} H_{ij}(\mu/Q; \mu)_{\mu\nu} &\rightarrow P_2^{\mu\nu} H_{\mu\nu} = H_2 = x_{bj}. \end{aligned} \quad (72)$$

Therefore, Eq. (63) is

$$\begin{aligned} W^{\mu\nu}(x_{bj}, Q, \mathbf{k}_T) &= H^{\mu\nu} f_{q/p}(x_{bj}, \mathbf{k}_T; \mu) + Y^{\mu\nu} + \mathcal{O}\left(\frac{m^2}{Q^2}\right) \\ &= H^{\mu\nu} \int \frac{d^2 \mathbf{b}_T}{(2\pi)^2} e^{i\mathbf{k}_T \cdot \mathbf{b}_T} \tilde{f}_{q/p}(x_{bj}, \mathbf{b}_T; \mu) + Y^{\mu\nu} + \mathcal{O}\left(\frac{m^2}{Q^2}\right). \end{aligned} \quad (73)$$

Or,

$$F_1(x_{bj}, Q, \mathbf{k}_T) = \frac{1}{2} f_{q/p}(x_{bj}, \mathbf{k}_T; \mu) + Y_1 + \mathcal{O}\left(\frac{m^2}{Q^2}\right) = \frac{1}{2} \int \frac{d^2 \mathbf{b}_T}{(2\pi)^2} e^{i\mathbf{k}_T \cdot \mathbf{b}_T} \tilde{f}_{q/p}(x_{bj}, \mathbf{b}_T; \mu) + Y_1 + \mathcal{O}\left(\frac{m^2}{Q^2}\right), \quad (74)$$

$$F_2(x_{bj}, Q, \mathbf{k}_T) = x_{bj} f_{q/p}(x_{bj}, \mathbf{k}_T; \mu) + Y_2 + \mathcal{O}\left(\frac{m^2}{Q^2}\right) = x_{bj} \int \frac{d^2 \mathbf{b}_T}{(2\pi)^2} e^{i\mathbf{k}_T \cdot \mathbf{b}_T} \tilde{f}_{q/p}(x_{bj}, \mathbf{b}_T; \mu) + Y_2 + \mathcal{O}\left(\frac{m^2}{Q^2}\right). \quad (75)$$

We have used the shorthand $\mathbf{k}_T = \mathbf{P}_{BT} = \mathbf{k}_{1T}$ to simplify notation. The absence of a z_N argument on the left sides of Eqs. (73)–(74) indicates that these are the TMD observables *after* the z_N -integral in Eq. (71). That is, it is the integral $\int dz_N / (4z_N)$ of the SIDIS hadronic tensor.

Is also useful to work other standard linear combinations of the two structure functions F_1 and F_2 like the longitudinal unpolarized structure function F_L defined below

$$F_L(x_{bj}, \mathbf{k}_T, Q) \equiv \left(1 + \frac{4m_p^2 x_{bj}^2}{Q^2}\right) F_2(x_{bj}, \mathbf{k}_T, Q) - 2x_{bj} F_1(x_{bj}, \mathbf{k}_T, Q). \quad (76)$$

which vanishes in accordance with the Callan-Gross relation.

Since we have already obtained the TMD pdfs in Eq. (19) when we set up collinear factorization, explicit expressions for the W-term structure functions follow automatically from Eqs. (74)–(75). Indeed, we already have Eq. (49) for the first term of Eq. (74). For F_2 , the same expression applies but multiplied by $2x_{\text{bj}}$.

For Y_1 , we need the second term of Eq. (47), which is the integrand of Eq. (54) minus that of Eq. (57),

$$Y_1 = \frac{a_\lambda(\mu)}{2\pi} \left(\frac{(1-x_{\text{bj}})(1-\kappa(x_{\text{bj}}))}{\kappa(x_{\text{bj}})k_T^2} - \frac{x_{\text{bj}}(2x_{\text{bj}}^2 - 6x_{\text{bj}} + 3)}{Q^2(1-x_{\text{bj}})^2\kappa(x_{\text{bj}})} \right), \quad (77)$$

and for the F_2 Y-term,

$$Y_2 = \frac{a_\lambda(\mu)}{\pi} x_{\text{bj}} \left(\frac{(1-x_{\text{bj}})(1-\kappa(x_{\text{bj}}))}{\kappa(x_{\text{bj}})k_T^2} - \frac{x_{\text{bj}}(6x_{\text{bj}}^2 - 10x_{\text{bj}} + 3)}{Q^2(1-x_{\text{bj}})^2\kappa(x_{\text{bj}})} \right). \quad (78)$$

The plots in Fig. 6 show the interplay between the W and Y term in all three structure functions. They show that the role of the Y term is necessary for describing the large k_T region independently of Q and especially for regions of higher x_{bj} .

The term in Eq. (55) that is used to form the Y-term is an important ingredient in treatments of transverse momentum dependence. It is itself expressible as a version of collinear factorization,

$$T_{\text{large}} T_{\text{small}} F_1(x_{\text{bj}}, Q, \mathbf{k}_T) = F_1^{\text{ASY}}(x_{\text{bj}}, Q, \mathbf{k}_T) = \frac{a_\lambda(\mu)}{2\pi} \frac{(1-x_{\text{bj}})}{k_T^2} = \sum_j C_{q/j}^{F_1}(k_T) \otimes f_{j/p}, \quad (79)$$

where $C_{q/j}^{F_1}(k_T)$ is a hard coefficient that depends on k_T . In Eq. (55), it is only the zeroth order p -in- p pdf from Eq. (22) that enters, so the factorization is rather trivial. In the literature on transverse momentum in QCD, it is often called the “asymptotic term” because it describes the limit where q_T/Q is a small but fixed ratio and $Q \rightarrow \infty$, so we label it with an ASY superscript. Of course, the TMD pdf has its own asymptotic term, which we can read off from Eqs. (74)–(75),

$$f_{q/p}^{\text{ASY}}(x_{\text{bj}}, \mathbf{k}_T; \mu) = \sum_j C_{q/j}^{f_{q/p}}(k_T) \otimes f_{j/p} = \frac{a_\lambda(\mu)}{\pi} \frac{(1-x_{\text{bj}})}{k_T^2}. \quad (80)$$

The longitudinal TMD structure function $F_L(x_{\text{bj}}, k_T, Q)$ is subleading at small k_T relative to F_2 and F_1 , so its dominant contribution is from the large k_T region. Thus, it is mostly described by its Y term contribution. In the TMD factorized version of the hadronic structure tensor, a non-zero W term contribution only arises from the subleading mass term in the projector in Eq. (76),

$$F_L^W(x_{\text{bj}}, k_T, Q) = 4 \frac{m_p^2 x_{\text{bj}}^2}{Q^2} F_2^W(x_{\text{bj}}, k_T, Q), \quad (81)$$

while

$$F_2^W(x_{\text{bj}}, k_T, Q) - 2x_{\text{bj}} F_1^W(x_{\text{bj}}, k_T, Q) = 0, \quad (82)$$

in line with the Callan-Gross relation in the naive parton model picture.

Another way to illustrate the importance of both the W and Y terms in factorization is to consider how each contributes in the reduction to standard collinear factorization when integrating over all q_T to get the standard integrated structure functions $F_1(x_{\text{bj}}, Q)$ and $F_2(x_{\text{bj}}, Q)$.

Past phenomenological approaches to TMD factorization, particularly in the context of hadron structure studies, ignore the role of the Y-term. Thus, instead of

$$\int \frac{dz_N}{4z_N} \frac{d^2 \mathbf{P}_{BT}}{4z_N} F_{1,2}(x_{\text{bj}}, Q^2, z_h, \mathbf{P}_{BT}) = F_{1,2}(x_{\text{bj}}, Q^2), \quad (83)$$

one uses

$$\int \frac{dz_N}{4z_N} \frac{d^2 \mathbf{P}_{BT}}{4z_N} F_{1,2}^W(x_{\text{bj}}, Q^2, z_h, \mathbf{P}_{BT}) \stackrel{??}{=} F_{1,2}(x_{\text{bj}}, Q^2), \quad (84)$$

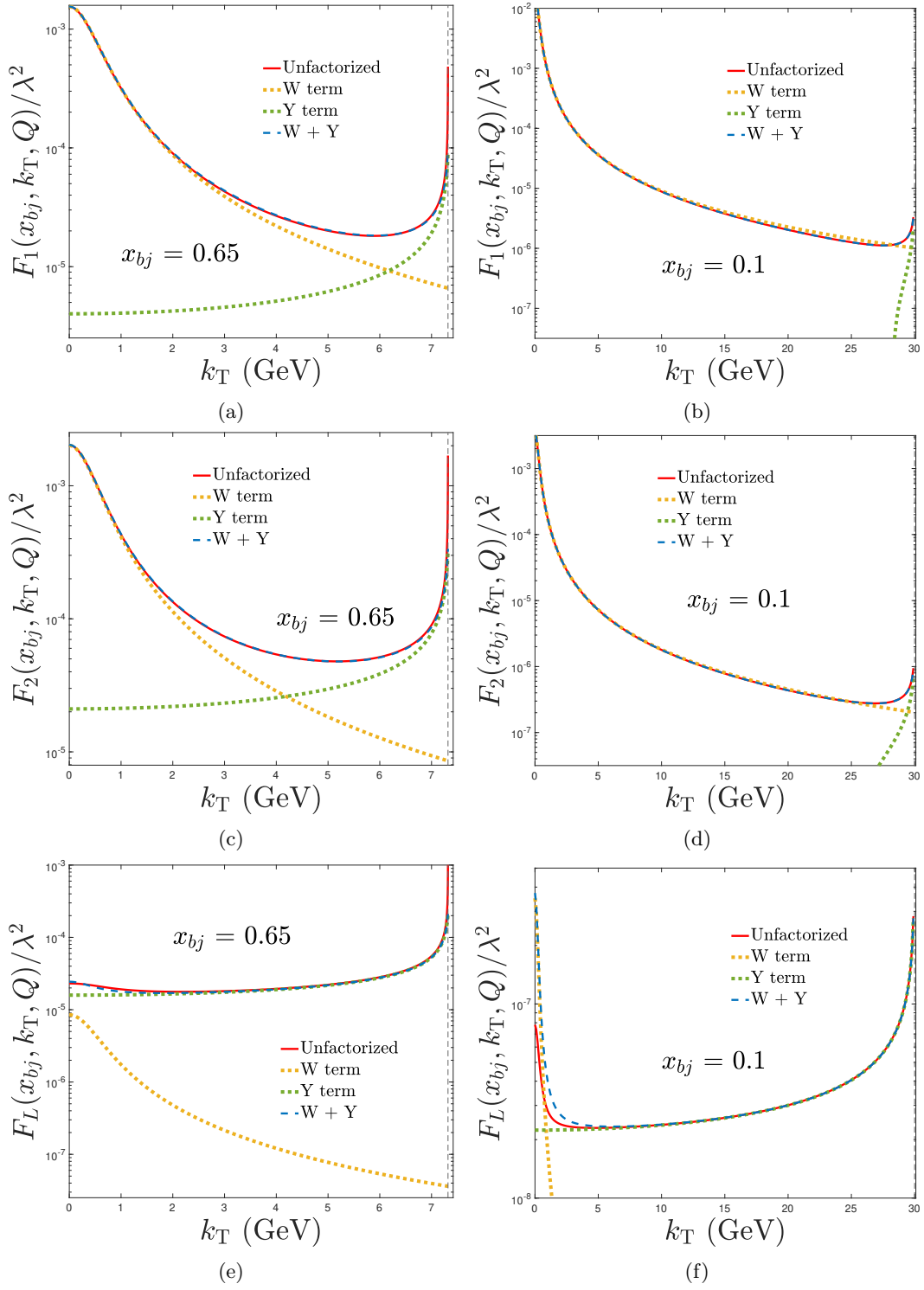


FIG. 6: The TMD structure functions $F_1(x_{bj}, k_T, Q)$ (a-b), $F_2(x_{bj}, k_T, Q)$ (c-d) and their linear combination $F_L(x_{bj}, k_T, Q)$ (e-f) as defined in equation Eq. (76) are shown for a specific value of $x_{bj} = 0.65$ (left) and $x_{bj} = 0.1$ (right). The dotted yellow and green curves show the contributions of the W and Y terms, respectively, while their sum (dashed blue curve), defined in Eq. (74) and Eq. (75), approximates the unfactorized (solid red) curve. The dashed grey line indicates the maximum k_T that is kinematically allowed in the exact theory. The choice of the masses is still $m_p = m_s = 1$ GeV and $m_q = 0.3$ GeV with a hard scale of $Q = 20$ GeV.

where the “??” on the equal sign is to emphasize that this is a type of conjectured approximation. This makes

manipulating integrals of TMD functions very simple. Equation (63) for a specific structure function is

$$F_{1,2}(x_{\text{bj}}, Q, z_h, \mathbf{P}_{BT}) = \sum_{ij} \hat{F}_{1,2}^{ij} \int d^2 \mathbf{k}_{1T} d^2 \mathbf{k}_{2T} f_{i/p}(x_{\text{bj}}, \mathbf{k}_{1T}) D_{B/j}(z_h, z_h \mathbf{k}_{2T}) \delta^{(2)}(\mathbf{q}_T + \mathbf{k}_{1T} - \mathbf{k}_{2T}), \quad (85)$$

where $\hat{F}_{1,2}^{ij}$ is the result of projecting with Eq. (12) on $H^{\mu\nu}$. (Since Eq. (85) is a simplified parton model version of the factorization theorem, we have dropped dependence on auxiliary variables like μ in the pdf and ff.) Integrating as in Eq. (84) and evaluating the δ -functions gives

$$F_{1,2}(x_{\text{bj}}, Q^2) \stackrel{??}{=} \frac{1}{4} \sum_{ij} \hat{F}_{1,2}^{ij} \left(\int d^2 \mathbf{k}_{1T} f_{i/p}(x_{\text{bj}}, \mathbf{k}_{1T}) \right) \left(\int dz_h \int d^2 \mathbf{k}_{2T} z_h D_{B/j}(z_h, z_h \mathbf{k}_{2T}) \right), \quad (86)$$

where we have used $z_N \approx z_h$. Then, using the parton model relations

$$\int d^2 \mathbf{k}_{1T} f_{i/p}(x_{\text{bj}}, \mathbf{k}_{1T}) \stackrel{??}{=} f_{i/p}(x_{\text{bj}}) \quad (87)$$

$$\int dz_h \int d^2 \mathbf{k}_{2T} z_h D_{B/j}(z_h, z_h \mathbf{k}_{2T}) \stackrel{??}{=} 1 \quad (88)$$

gives the naive parton model expectation,

$$F_{1,2}(x_{\text{bj}}, Q^2) \stackrel{??}{=} \frac{1}{4} \sum_{ij} \hat{F}_{1,2}^{ij} f_{i/p}(x_{\text{bj}}). \quad (89)$$

See Eqs.(59)-(60) of [30] for an example of an application of the approximations in Eqs. (84)–(89). The question marks over the equal signs in Eqs. (87)–(88) are a reminder that in theories that require renormalization, like QCD and the Yukawa theory, the integrals are UV divergent. The equalities are only strictly valid in a literal probability interpretation for the pdf and ff. The appearance of UV divergences is an artifact of integrating transverse momentum outside the region where the small transverse momentum approximations hold. In other words, they come from neglecting the Y-term. Because they are in line with expectations from a naive parton model, but extended to TMD functions [31], the set of approximations conjectured in Eqs. (84)–(89) are sometimes called the generalized parton model [32, 33] (GPM). It continues to be common for the GPM and its extensions to be used in applications to hadron structure phenomenology. See, for example, Refs. [34–36] and more recently Refs. [37, 38]. One may examine the typical size of the effect of the GPM approximation in the special case of the Yukawa theory of Sec. III by using the above results of this section. Then, Eq. (84) is simply what is obtained from the W-term when integrating Eqs. (74)–(75) over all kinematically accessible transverse momentum to get the full integrated cross section. Doing this integral gives

$$F_{1,2}(x_{\text{bj}}, Q; \mu) = F_{1,2}^W(x_{\text{bj}}, Q; \mu) + F_{1,2}^Y(x_{\text{bj}}, Q; \mu) + \mathcal{O}\left(\frac{m^2}{Q^2}\right). \quad (90)$$

where

$$F_{1,2}^W(x_{\text{bj}}, Q; \mu) \equiv H_{1,2} f^c(x_{\text{bj}}; \mu; k_c = k_m), \quad (91)$$

$$F_{1,2}^Y(x_{\text{bj}}, Q; \mu) \equiv \pi \int_0^{k_m^2} dk_{1T}^2 Y_{1,2}. \quad (92)$$

Equation (91) is just Eq. (89) specialized to the Yukawa theory example and using the cutoff definition of the collinear pdf from Eq. (34). The full collinear factorization result in Eqs. (60)–(61) is the result of dropping the power-suppressed terms in Eq. (90),

$$F_{1,2}^{\text{Full Fact.}}(x_{\text{bj}}, Q; \mu) = F_{1,2}^W(x_{\text{bj}}, Q; \mu) + F_{1,2}^Y(x_{\text{bj}}, Q; \mu), \quad (93)$$

while the GPM approximation of Eq. (84) is recovered if we drop both the $\mathcal{O}\left(\frac{m^2}{Q^2}\right)$ and the Y-term $F_{1,2}^Y(x_{\text{bj}}, Q; \mu)$,

$$F_{1,2}^{\text{GPM}}(x_{\text{bj}}, Q; \mu) = F_{1,2}^W(x_{\text{bj}}, Q; \mu), \quad (94)$$

The validity of the GPM, as compared with with full factorization, can be tested by looking at the relative contributions from $F_{1,2}^W(x_{\text{bj}}, Q; \mu)$, $F_{1,2}^Y(x_{\text{bj}}, Q; \mu)$, and $F_{1,2}$. Examples, are shown in Fig. 7 and Fig. 8.

The statement that the W term yields the most contribution would imply its ratio with the unfactorized expression to be in the neighborhood of 1 independently of x_{bj} for sufficiently large Q . In our examples in Fig. 7, where the hard scale has already been fixed to a value much larger than the other nonperturbative mass scales, only the sum of both W and Y terms well approximates the unfactorized structure functions while the small transverse momentum contribution is very rapidly dominated by its large transverse momentum counterpart already at $x_{bj} \sim 0.5$ for F_1 and even earlier for F_2 . Similarly, in Fig. 8, the relative contributions for fixed x_{bj} over an extended range of Q are shown to satisfy the factorization statement only when both of them are accounted for. In fact, for relatively small x_{bj} the small transverse momentum contribution is still a relatively good approximation to the full unapproximated F_1 , although less so for F_2 , which already suffers from the neglected Y term contribution, as it is evident in the example with $x_{bj} = 0.3$ even at extremely large hard scales. However, for increasingly larger x_{bj} the situation degrades even more rapidly and only the correct prescription is able to approximate the unfactorized expressions.

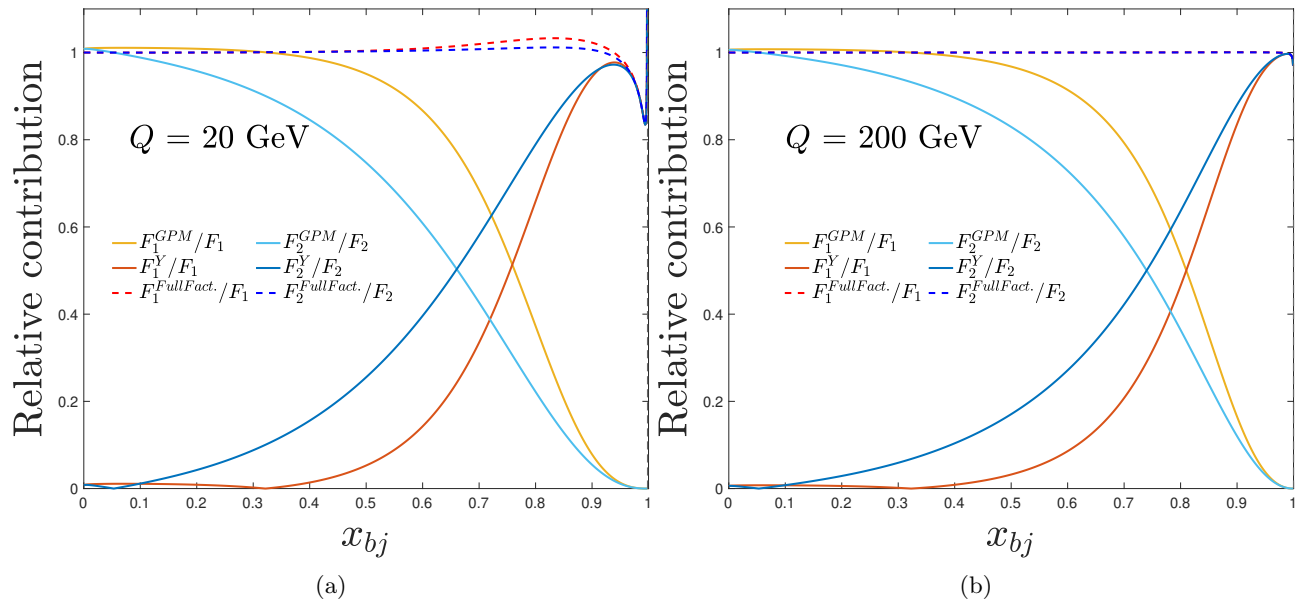


FIG. 7: Comparison between small and large transverse momentum contributions to the collinear structure functions F_1 and F_2 . The ratios of the W and Y terms against the unfactorized structure functions F_1 and F_2 are shown for two values of the hard scale $Q = 20$ GeV (a) and $Q = 200$ GeV (b). The dashed lines show the better approximation given by their sum for both F_1 (dashed red) and F_2 (dashed blue).

VII. THE INPUT SCALE Q_0

The steps required to construct both the collinear and TMD factorization expressions in the previous two sections relied on expansions in m^2/Q^2 , so the factorized expressions are useful approximations only when Q is sufficiently large compared with intrinsic mass scales. Below some value, the justification for any truncation in powers of m/Q fails. Therefore, applications of factorization generally require one to specify a (possibly x_{bj} -dependent) minimum $Q = Q_0$ below which the expansion is no longer trusted. Typically, one tries to choose Q_0 to be as small as can be reasonably justified so as to maximally exploit factorization techniques over the widest possible kinematical range. Sometimes, this is achieved by including parametrizations of subleading power behavior [39, 40]. In standard treatments of DIS, a typical Q_0 is usually between approximately 1 and 4 GeVs.

The sample curves from the Yukawa theory shown in Fig. 4 demonstrate the limited validity of the factorization method as Q decreases. With the values of m_q , m_s , and m_p chosen in those figures, the choice of Q_0 should be no smaller than around 1 GeV, although for small x_{bj} it appears to be possible to push Q_0 lower.³

Notice that it is the only size of the external kinematical variables Q and x_{bj} relative to the intrinsic that determines the level of agreement between the unfactorized and factorized expressions. If we neglect the running of the parameters,

³ The reason is that the errors in the power expansion go like $x_{bj}m^2/Q^2$ at small x_{bj} , at least for these low order graphs.

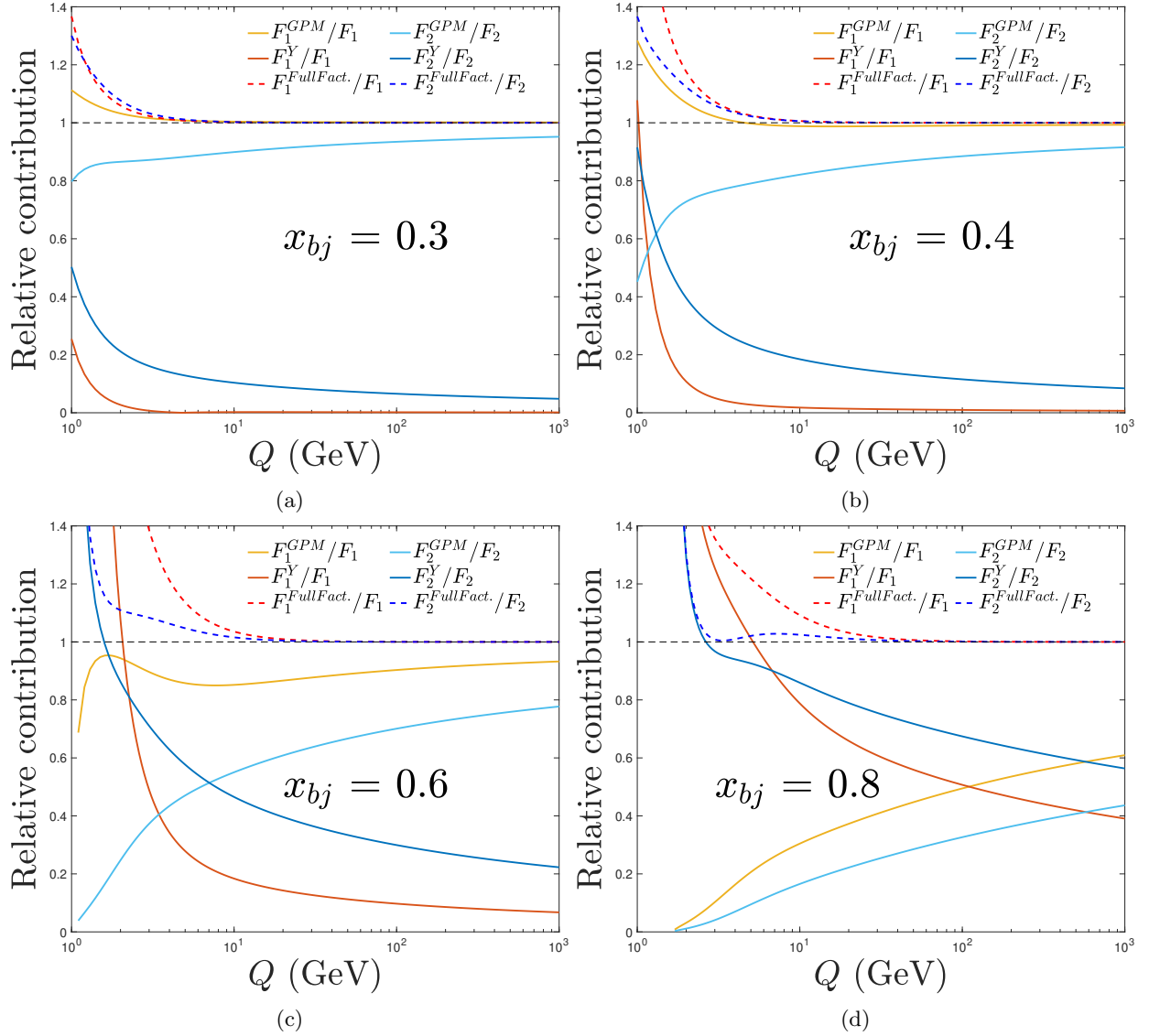


FIG. 8: The solid lines represent the ratios of the W and Y terms of the unpolarized structure functions F_1 and F_2 against their unfactorized expression for a wide range of the hard scale Q . The dashed lines show their sum which is compared with the dashed black line representing unity. The four figures share the same choice of the masses but each one of them represents the ratios taken at a different x_{bj} .

then there is no dependence at all upon the auxiliary parameter μ (see Eq. (59) and Fig. 5). In QCD, that arbitrariness in the choice of renormalization scale is exploited to minimize the size of higher order errors.

One way to introduce an extra adjustable parameter in a way that might allow the factorized expression to be improved along the lines of [39, 40], for at least some regions of kinematics, is to switch out the $\overline{\text{MS}}$ renormalized definition for the pdf with the cutoff definition in Eq. (34). The new parameter this introduces is the cutoff scale k_c , and one may attempt to adjust this to extend agreement between the factorized and unfactorized expressions to smaller Q .

For a generic unfactorized structure function F , the percent errors introduced by factorization are

$$\delta F^{\overline{\text{MS}}} \equiv \left| \frac{F - F^{\overline{\text{MS}}}}{F} \right| \cdot 100, \quad \delta F^c \equiv \left| \frac{F - F^c}{F} \right| \cdot 100, \quad (95)$$

where the c and $\overline{\text{MS}}$ superscripts indicate if it is the $\overline{\text{MS}}$ or the cutoff definitions of the collinear pdfs that are used in the calculation. While $k_c \approx \mu$ is the natural choice in the latter case, the size of δF^c depends on the exact value

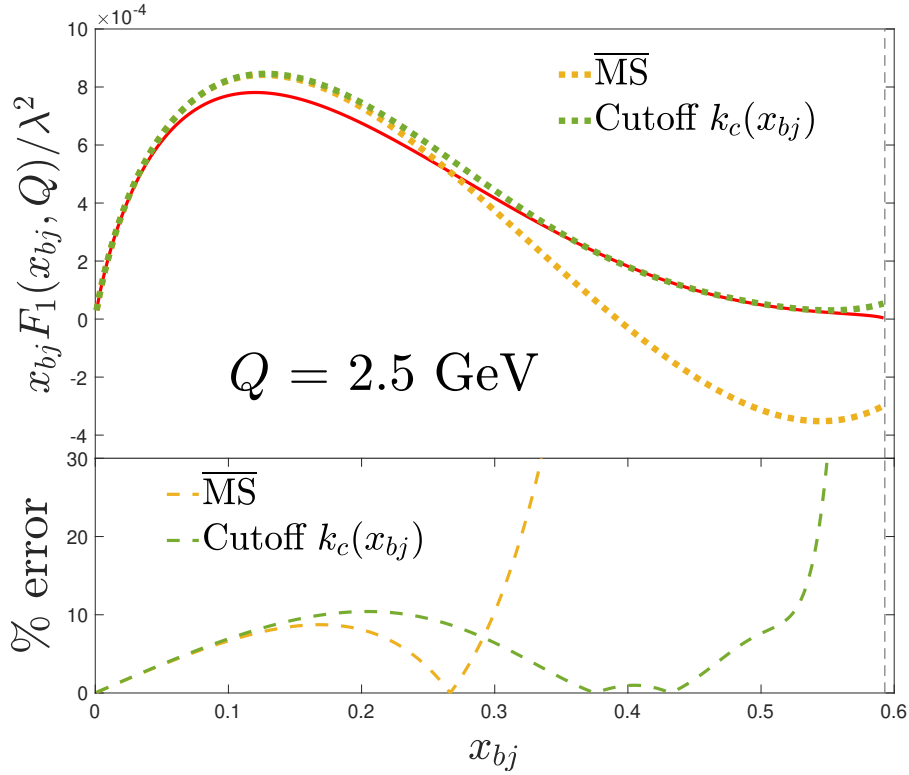


FIG. 9: The factorized structure function F_1 is shown in its $\overline{\text{MS}}$ (dotted yellow) and cutoff (dotted green) versions compared against its unfactorized (solid red) expression. The chosen functional form of the cutoff reads $k_c(x_{bj}) = -35.9678 + 5.68514 x_{bj} + 35.0979 e^{(x_{bj} - x_{max})^2}$. Its explicit expression corresponds to a trial parametrization whose coefficients have been found by fitting the solutions to $|F_1(x_{bj}, Q) - F_1^c(x_{bj}, k_c, Q)| = 0$, i.e. the difference between the cutoff-factorized and unfactorized structure function. Here the masses have been chosen to be $m_p = 1$ GeV, $m_s = 2$ GeV and $m_q = 0.3$ GeV with a hard scale $Q = 2.5$ GeV.

of the cutoff. Interesting scenarios are those where one can find a k_c such that $\delta F^c < \delta F^{\overline{\text{MS}}}$ for at least some range of kinematics. Whether this is possible depends on the details of the long-range dynamics of the specific theory like the size of the intrinsic mass scales. However, it is interesting to investigate how difficult it is to construct examples. One example in the Yukawa theory is shown in Fig. 9. The figure compares the result of using two definitions of the collinear pdf by considering the disagreement with the unfactorized F_1 at a hard scale $Q = 2.5$ GeV. The dotted yellow curve is with the standard $\overline{\text{MS}}$ collinear pdf while the dotted green curve is with the cutoff definition from Eq. (35). Note that the largest mass is the “spectator mass” $m_s = 2$ GeV and it has been modified from the previous examples to introduce larger $\sim m/Q$ errors at large x_{bj} . Along with the unfactorized and factorized versions of F_1 , we plot the percent error defined as

$$\% \text{ err} \equiv \left| \frac{F - F^r}{F} \right| \cdot 100, \quad (96)$$

where in the case of those examples it is $F = F_1$ and the subscript r is a placeholder for the choices of the UV scheme. In this particular example, it appears that the use of a cutoff scheme reduces the error relative to the $\overline{\text{MS}}$ scheme in the large x_{bj} region. To relate the cutoff k_c to external kinematics, we try the following form,

$$k_c(x_{bj}, Q) = \frac{Q}{Q_0} \left(a + b x_{bj} + c e^{(x - x_{max})^2 / d^2} \right), \quad (97)$$

and tune the parameters a , b , c and d to improve agreement with the exact F_1 at $Q \approx Q_0$. The plot in Fig. 9 is for the case $Q_0 = 2.5$ GeV. The form of the cutoff is quite ad hoc, but the exercise shows that it is in principle possible to use a pdf definition that extends the range of agreement between the factorized expressions and the unapproximated structure functions. Of course, any such improvement is only possible when Q is not especially large, i.e. near Q_0 . For large Q , both $\delta F^{\overline{\text{MS}}}$ and δF^c vanish like a power of m/Q . Using the cutoff definition for the pdf has the effect of

including power corrections to the standards renormalized. It is worth noting that phenomenological treatments of pdfs in real QCD at moderate Q frequently do parametrize such “higher twist” contributions in pdf extractions [39, 40].

VIII. WORKING IN TRANSVERSE COORDINATE SPACE

To further extend the analogy with TMD factorization as it is used in QCD, we now consider the W -terms in Eqs. (74)–(75), but in transverse coordinate space,

$$\begin{aligned} F_1^W(x_{\text{bj}}, Q, \mathbf{q}_T) &= \frac{1}{2} \int \frac{d^2 \mathbf{b}_T}{(2\pi)^2} e^{-i\mathbf{q}_T \cdot \mathbf{b}_T} \tilde{f}_{q/p}(x_{\text{bj}}, \mathbf{b}_T; \mu), \\ F_2^W(x_{\text{bj}}, Q, \mathbf{q}_T) &= x_{\text{bj}} \int \frac{d^2 \mathbf{b}_T}{(2\pi)^2} e^{-i\mathbf{q}_T \cdot \mathbf{b}_T} \tilde{f}_{q/p}(x_{\text{bj}}, \mathbf{b}_T; \mu). \end{aligned} \quad (98)$$

In the low order Yukawa theory, we can write down the explicit transverse coordinate space version of the quark TMD pdf in terms of Bessel functions. It is

$$\begin{aligned} \tilde{f}_{q/p}(\xi, \mathbf{b}_T; \mu) &= 2a_\lambda(\mu)(1 - \xi) \int dk_T k_T \frac{k_T^2 + \chi^2(\xi)}{[k_T^2 + \Delta(\xi)^2]^2} J_0(b_T k_T) \\ &= 2a_\lambda(\mu)(1 - \xi) \left\{ K_0(b_T \Delta(\xi)) - \frac{b_T [\Delta(\xi)^2 - \chi(\xi)^2]}{2\Delta(\xi)} K_1(b_T \Delta(\xi)) \right\}. \end{aligned} \quad (99)$$

A sample of the b_T -space TMD pdfs is shown in Fig. 10 for several values of the momentum fraction ξ . The coordinate space TMD pdf satisfies an operator product expansion (OPE) in the limit of small b_T ,

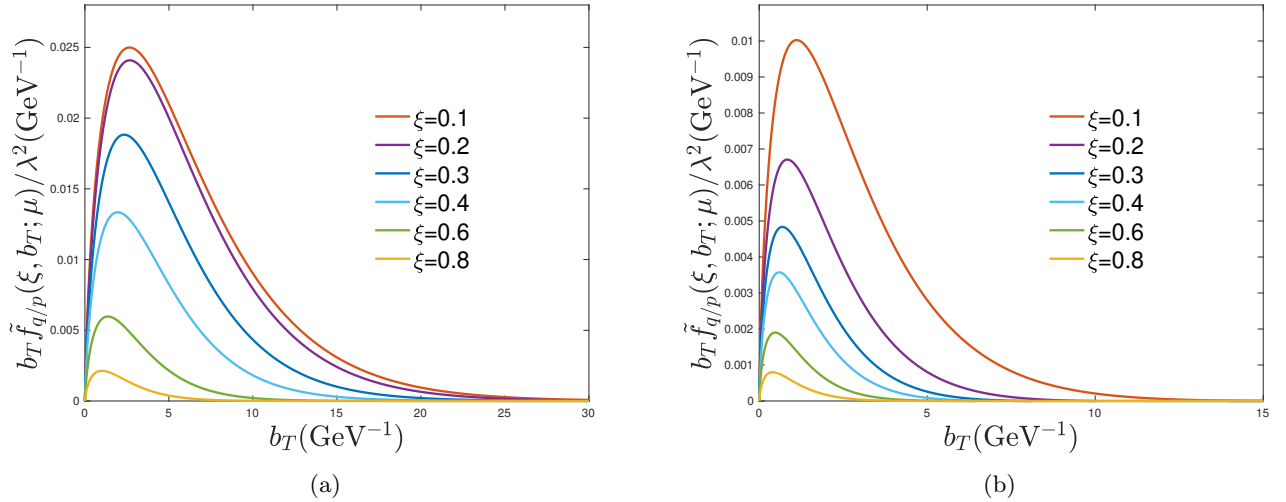


FIG. 10: The coordinate space quark TMD pdf for several values of momentum fraction ξ . Mass scales are (a) $m_q = 0.3$ GeV, $m_p = 1.0$ GeV and $m_s = 1.0$ GeV (b) $m_q = 0.3$ GeV, $m_p = 1.0$ GeV and $m_s = 1.5$ GeV. Plots with this general shape are familiar from work with the CSS formalism [41, Fig. 4].

$$\tilde{f}_{q/p}(x_{\text{bj}}, \mathbf{b}_T; \mu) = \sum_j \int_{x_{\text{bj}}}^1 \frac{d\xi}{\xi} \tilde{\mathcal{C}}_{q/j}(x_{\text{bj}}/\xi, \mathbf{b}_T; \mu) \tilde{f}_{j/p}(\xi; \mu) + \mathcal{O}(m^2 b_T^2), \quad (100)$$

with

$$\tilde{\mathcal{C}}_{q/j}(\hat{x}, \mathbf{b}_T; \mu) = \delta(1 - \hat{x}) \delta_{jq} - a_\lambda(\mu)(1 - \hat{x}) \ln \left(\frac{\mu^2 b_T^2 e^{2\gamma_E}}{4} \right) \delta_{jp} + \dots \quad (101)$$

There is a term for $\mathcal{C}_{q/s}$ as well, but it does not contribute at the order of the graphs in Fig. 2, so we do not write it here explicitly. See Appendix B for a discussion of these formulas. Thus,

$$\begin{aligned}\tilde{f}_{q/p}(x_{bj}, \mathbf{b}_T; \mu) &= f_{q/p}(x_{bj}; \mu) - a_\lambda(\mu)(1 - x_{bj}) \ln \left(\frac{\mu^2 b_T^2 e^{2\gamma_E}}{4} \right) + \dots + \mathcal{O}(m^2 b_T^2), \\ &= \tilde{f}_{q/p}^{\text{OPE}}(x_{bj}, \mathbf{b}_T; \mu) + \mathcal{O}(m^2 b_T^2).\end{aligned}\quad (102)$$

where $f_{q/p}(x_{bj}; \mu)$ is the $\mathcal{O}(a_\lambda(\mu))$ quark-in-hadron collinear pdf from Eq. (23) and the second term uses Eq. (22). We will call the approximation wherein the $\mathcal{O}(m^2 b_T^2)$ terms in Eq. (102) are dropped $\tilde{f}_{q/p}^{\text{OPE}}(x_{bj}, \mathbf{b}_T; \mu)$. Figure 11 compares the OPE approximation with the unapproximated calculation in Eq. (99), and confirms that the two agree in the small b_T limit where the $\mathcal{O}(m^2 b_T^2)$ contributions are negligible. In the $b_T \rightarrow \infty$ IR limit, the OPE calculation has a (negative) divergence.

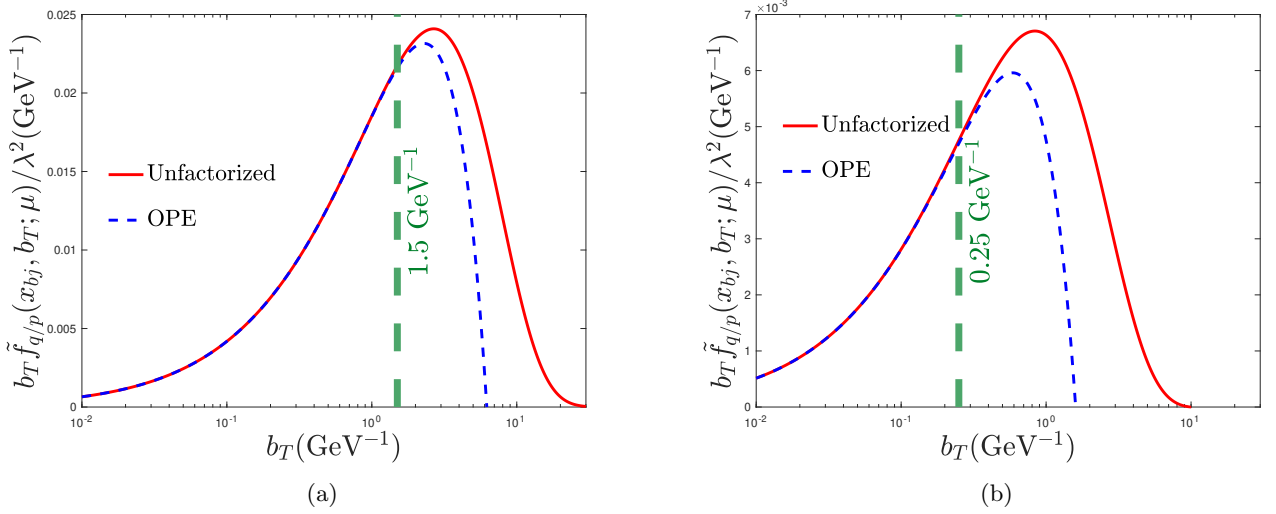


FIG. 11: The unfactorized coordinate space quark TMD pdf and $\tilde{f}_{q/p}^{\text{OPE}}(x_{bj}, \mathbf{b}_T; \mu)$ for $x_{bj} = 0.2$. The green line shows the approximate maximum allowable value of b_{max} . Any value of b_{max} smaller than this approximate maximum allowable value is justified. (a) $m_q = 0.3$ GeV, $m_p = 1.0$ GeV, $m_s = 1.0$ GeV and $b_{\text{max}} \lesssim 1.5$ GeV $^{-1}$ (b) $m_q = 0.3$ GeV, $m_p = 1.0$ GeV, $m_s = 1.5$ GeV and $b_{\text{max}} \lesssim 0.25$ GeV $^{-1}$

In QCD versions of this, one is motivated to isolate the contributions from the small b_T region, which is insensitive to soft, large-distance mass scales, from the m -dependent large b_T contributions. Then the small b_T part can be calculated perturbatively in QCD using the OPE and collinear factorization. If the remaining large b_T contribution is sequestered from the perturbative part, it can be treated as a universal nonperturbative contribution and parametrized phenomenologically.

A standard scheme [42] for separating out the m -dependent portion of the TMD pdf (what would be the nonperturbative part in QCD) is the “ b_* -method.” There, one demarcates the regions of large and small b_T by replacing \mathbf{b}_T with a different transverse coordinate variable \mathbf{b}_* with the property that

$$\mathbf{b}_*(b_T) = \begin{cases} \mathbf{b}_T & b_T \ll b_{\text{max}} \\ \mathbf{b}_{\text{max}} & b_T \gg b_{\text{max}} \end{cases}, \quad (103)$$

where b_{max} is a transverse size that is chosen to demarcate the boundary between what are considered large and small transverse coordinate regions. The most commonly used functional form is

$$\mathbf{b}_*(b_T) = \frac{\mathbf{b}_T}{\sqrt{1 + b_T^2/b_{\text{max}}^2}}. \quad (104)$$

The only requirement on b_{max} is that it should be small enough that $b_T \lesssim b_{\text{max}}$ contributions to the W term are small enough that the $\mathcal{O}(m^2 b_T^2)$ in Eq. (102) are negligible. Since the evolution factor in Eq. (33) is b_T -independent, we can write

$$\tilde{f}_{q/p}(x_{bj}, \mathbf{b}_T; \mu) = \tilde{f}_{q/p}(x_{bj}, \mathbf{b}_*; \mu) \frac{\tilde{f}_{q/p}(x_{bj}, \mathbf{b}_T; \mu)}{\tilde{f}_{q/p}(x_{bj}, \mathbf{b}_*; \mu)} = \tilde{f}_{q/p}(x_{bj}, \mathbf{b}_*; \mu) \exp\{-g_{q/p}(x_{bj}, \mathbf{b}_T)\}, \quad (105)$$

and the function we have defined as

$$g_{q/p}(x_{bj}, \mathbf{b}_T) \equiv -\ln \left(\frac{\tilde{f}_{q/p}(x_{bj}, \mathbf{b}_T; \mu)}{\tilde{f}_{q/p}(x_{bj}, \mathbf{b}_*; \mu)} \right). \quad (106)$$

will be exactly scale-independent because the μ -dependence is an overall b_T -independent factor. Equation (99) substituted in Eq. (106) gives the explicit $g_{q/p}(x_{bj}, \mathbf{b}_T)$ for the Yukawa theory example. Note carefully that $g_{q/p}(x_{bj}, \mathbf{b}_T)$ depends on the detailed choice of \mathbf{b}_* and the value of b_{\max} .

If b_{\max} is small compared to $\sim 1/m$, then we can use the OPE approximation and write

$$\tilde{f}_{q/p}(x_{bj}, \mathbf{b}_T; \mu) = \tilde{f}_{q/p}^{\text{OPE}}(x_{bj}, \mathbf{b}_*; \mu) \exp\{-g_{q/p}(x_{bj}, \mathbf{b}_T)\} + \mathcal{O}(m^2 b_{\max}^2), \quad (107)$$

and, if b_{\max} is small enough, we can just drop the $\mathcal{O}(m^2 b_{\max}^2)$ errors. The maximum allowable b_{\max} before which the $\mathcal{O}(m^2 b_{\max}^2)$ errors start to be important depends, of course, on the “nonperturbative” scales like the masses in Eq. (16). Comparing plots (a) and (b) in Fig. 11 shows that the b_{\max} dependence on those masses is quite strong.

In applications to QCD at high energies, it is often the hope that expressions analogous to Eq. (107) can be used to exploit the OPE part $\tilde{f}_{q/p}^{\text{OPE}}(x_{bj}, \mathbf{b}_*; \mu)$ for the widest possible range of b_T , thereby minimizing the importance of the m -dependent $g_{q/p}(x_{bj}, \mathbf{b}_T)$ functions and maximally exploiting the predictive power in collinear pdfs with collinear factorization alone. Thus, one chooses b_{\max} to be as large as possible while still guaranteeing that it is reasonably justified to drop the powers of $m^2 b_{\max}^2$ in Eq. (107). In earlier sections, we defined Q_0 to be the scale below which it is no longer justified to neglect powers of m/Q_0 , so we should set

$$b_{\max} \approx 1/Q_0. \quad (108)$$

In analogous situations in QCD, the strategy would be to minimize contributions from higher orders in the hard part

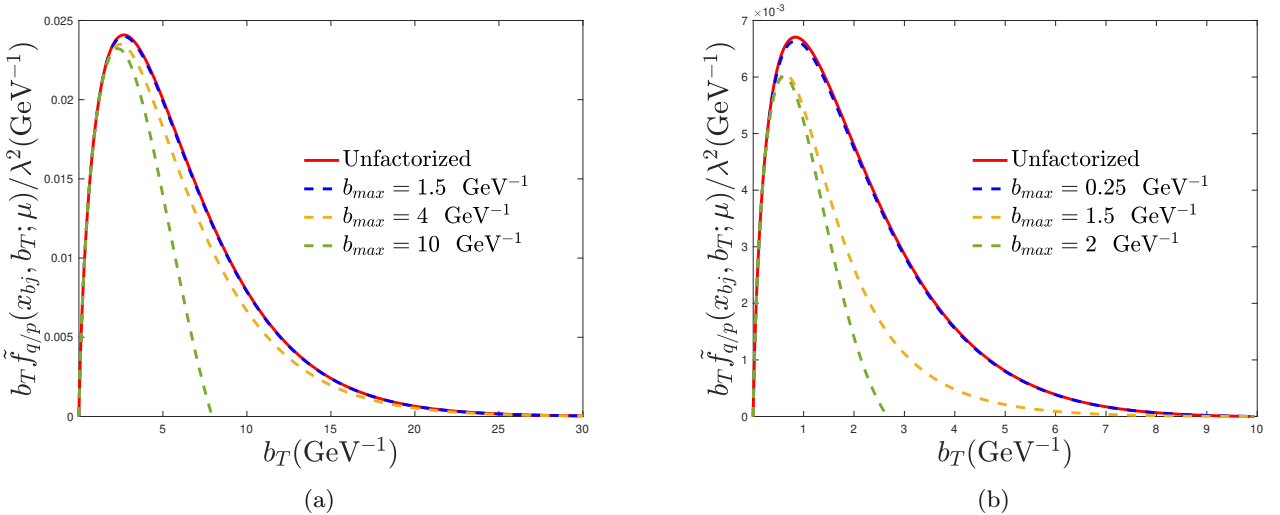


FIG. 12: The unfactorized coordinate space quark TMD pdf and the coordinate space quark TMD pdf $\tilde{f}_{q/p}^{\text{Evol}}(x_{bj}, \mathbf{b}_T; Q)$ for several values of b_{\max} . The mass scales are (a) $m_q = 0.3$ GeV, $m_p = 1.0$ GeV and $m_s = 1.0$ GeV (b) $m_q = 0.3$ GeV, $m_p = 1.0$ GeV and $m_s = 1.5$ GeV. (Note the change in the horizontal axis.)

of the OPE of Eq. (101) as $b_T \rightarrow 0$ in the $\tilde{f}_{q/p}(x_{bj}, \mathbf{b}_*; \mu)$ factor of Eq. (105), so that $\tilde{f}_{q/p}^{\text{OPE}}(x_{bj}, \mathbf{b}_*; \mu) \approx f_{q/p}(x_{bj}; \mu)$ up to a fixed number of calculable higher orders. To this end, one chooses the scale μ to be order $1/b_*$. Let us thus define,

$$\mu_{b_*} = b_0/b_*, \quad (109)$$

where $b_0 \equiv 2e^{-\gamma_E}$. Using μ_{b_*} in Eq. (101) eliminates the logarithmic term in Eq. (102) (or, rather, moves it into the collinear pdf). In QCD factorization, however, calculations of the overall cross sections require $\mu \sim Q$. Therefore,

there are two steps to the scale-setting. In the Yukawa theory example, we first apply the TMD evolution equation (Eqs. (30)–(33)) and write

$$\tilde{f}_{q/p}(x_{\text{bj}}, \mathbf{b}_*; \mu) = \tilde{f}_{q/p}(x_{\text{bj}}, \mathbf{b}_*; \mu_{b_*}) \exp \left\{ -2 \int_{\mu_{b_*}}^{\mu} \frac{d\mu'}{\mu'} \gamma_2(a_\lambda(\mu')) \right\}, \quad (110)$$

to relate a generic scale μ to the choice $\mu = \mu_{b_*}$. Then, substituting Eq. (110) into Eq. (105), repeating the step of approximating with the OPE, and finally setting $\mu = Q$ gives

$$\begin{aligned} \tilde{f}_{q/p}(x_{\text{bj}}, \mathbf{b}_T; Q) &= \tilde{f}_{q/p}(x_{\text{bj}}, \mathbf{b}_*; \mu_{b_*}) \exp \left\{ -2 \int_{\mu_{b_*}}^Q \frac{d\mu}{\mu} \gamma_2(a_\lambda(\mu)) - g_{q/p}(x_{\text{bj}}, \mathbf{b}_T) \right\} \\ &= \tilde{f}_{q/p}^{\text{OPE}}(x_{\text{bj}}, \mathbf{b}_*; \mu_{b_*}) \exp \left\{ -2 \int_{\mu_{b_*}}^Q \frac{d\mu}{\mu} \gamma_2(a_\lambda(\mu)) - g_{q/p}(x_{\text{bj}}, \mathbf{b}_T) \right\} + \mathcal{O}(m^2 b_{\text{max}}^2). \end{aligned} \quad (111)$$

From its definition in Eq. (106), $g_{q/p}(x_{\text{bj}}, \mathbf{b}_T)$ vanishes like a power of b_T^2 as $b_T \rightarrow 0$. Therefore, it mainly affects the low transverse momentum behavior. Dropping the errors on the second line of Eq. (111) gives an approximation reminiscent to what is done in QCD,

$$\tilde{f}_{q/p}^{\text{Evol}}(x_{\text{bj}}, \mathbf{b}_T; Q) \equiv \tilde{f}_{q/p}^{\text{OPE}}(x_{\text{bj}}, \mathbf{b}_*; \mu_{b_*}) \exp \left\{ -2 \int_{\mu_{b_*}}^Q \frac{d\mu}{\mu} \gamma_2(a_\lambda(\mu)) - g_{q/p}(x_{\text{bj}}, \mathbf{b}_T) \right\}. \quad (112)$$

The “Evol” superscript here marks this as another approximation to the exact operator definition of the TMD pdf in Eq. (27). It indicates that this is the “evolved” b_T -space TMD pdf after the OPE is applied and the error terms in Eq. (111) are dropped. Compare this form of the TMD pdf to Eq. (33) of Ref. [43]. Thus,

$$\tilde{f}_{q/p}(x_{\text{bj}}, \mathbf{b}_T; Q) = \tilde{f}_{q/p}^{\text{Evol}}(x_{\text{bj}}, \mathbf{b}_T; Q) + \mathcal{O}(m^2 b_{\text{max}}^2). \quad (113)$$

Hence, the standard separation of a TMD pdf into an OPE part and an exponential of g-functions is accurate in the limit that the arbitrary b_{max} is chosen to be very small.

Notice that,

$$\tilde{f}_{q/p}^{\text{Evol}}(x_{\text{bj}}, \mathbf{b}_T; Q) = f_{q/p}(x_{\text{bj}}; \mu_{b_*}) \exp \{ -g_{q/p}(x_{\text{bj}}, \mathbf{b}_T) \} + \mathcal{O}(a_\lambda^2, m^2 b_{\text{max}}^2), \quad (114)$$

If we restrict consideration to the graphs in Fig. 2, as we do throughout this paper, then $\tilde{f}_{q/p}^{\text{Evol}}(x_{\text{bj}}, \mathbf{b}_T; Q)$ is just $f_{q/p}(x_{\text{bj}}; \mu_{b_*}) \exp \{ -g_{q/p}(x_{\text{bj}}, \mathbf{b}_T) \}$. We will use this approximation in all figures below.

Transforming the W terms in the Yukawa theory example of Eqs. (74)–(75) into coordinate space allows them to be reexpressed in terms of $\tilde{f}_{q/p}^{\text{Evol}}(x_{\text{bj}}, \mathbf{b}_T; Q)$,

$$\tilde{F}_1(x_{\text{bj}}, Q, \mathbf{b}_T) = \frac{1}{2} \tilde{f}_{q/p}(x_{\text{bj}}, \mathbf{b}_T; Q) + \tilde{Y}_1 + \mathcal{O}\left(\frac{m^2}{Q^2}\right) = \frac{1}{2} \tilde{f}_{q/p}^{\text{Evol}}(x_{\text{bj}}, \mathbf{b}_T; Q) + \tilde{Y}_1 + \mathcal{O}\left(\frac{m^2}{Q^2}\right), \quad (115)$$

$$\tilde{F}_2(x_{\text{bj}}, Q, \mathbf{b}_T) = x_{\text{bj}} \tilde{f}_{q/p}(x_{\text{bj}}, \mathbf{b}_T; Q) + \tilde{Y}_2 + \mathcal{O}\left(\frac{m^2}{Q^2}\right) = x_{\text{bj}} \tilde{f}_{q/p}^{\text{Evol}}(x_{\text{bj}}, \mathbf{b}_T; Q) + \tilde{Y}_2 + \mathcal{O}\left(\frac{m^2}{Q^2}\right). \quad (116)$$

Restricting to the graphs in Fig. 2, we may examine the effect of a non-zero b_{max} . Figure 12 compares $\tilde{f}_{q/p}^{\text{Evol}}(x_{\text{bj}}, \mathbf{b}_T; Q)$ for several values of b_{max} with the original unapproximated $\tilde{f}_{q/p}(\xi, \mathbf{b}_T; \mu)$ of Eq. (99). The deviation of the $\tilde{f}_{q/p}^{\text{Evol}}(x_{\text{bj}}, \mathbf{b}_T; Q)$ curves from the unapproximated curve is a measure of the error induced by neglecting the $\mathcal{O}(m^2 b_T^2)$ terms in Eq. (111). For any set of intrinsic mass scales, there exists a value of b_{max} below which the curves are no longer distinguishable by eye. We can, for instance, identify $b_{\text{max}} \lesssim 1.5 \text{ GeV}^{-1}$ and $b_{\text{max}} \lesssim 0.25 \text{ GeV}^{-1}$ for the case with $m_s = 1 \text{ GeV}$ and $m_s = 1.5 \text{ GeV}$ respectively. In each case, the $\mathcal{O}(m^2 b_{\text{max}}^2)$ terms in Eq. (107) are negligible so long as b_{max} is chosen to be smaller than these values. Figure 12 also shows that once b_{max} is made acceptably small, the b_{max} -dependence in $\tilde{f}_{q/p}^{\text{Evol}}(x_{\text{bj}}, \mathbf{b}_T; Q)$ vanishes:

$$\frac{d}{db_{\text{max}}} \tilde{f}_{q/p}^{\text{Evol}}(x_{\text{bj}}, \mathbf{b}_T; Q) \rightarrow 0. \quad (117)$$

When b_{max} is small, changing it amounts to simply transferring m -independent contributions between the first (OPE) factor and the second (“nonperturbative” e^{-g}) factor in Eq. (107). A significant b_{max} -dependence indicates either that

b_{\max} is too large or that the model of $g_{q/p}(x_{\text{bj}}, \mathbf{b}_T)$ is not complete in the small b_T region. In a theory, like QCD, where explicit calculations over large time and distance scales are nontrivial, Eq. (117) is the appropriate criterion for checking if b_{\max} is sufficiently small. For an example, see Sec. IX of [44].

While the steps above are not helpful for calculating in the specific case of the Yukawa theory, they are nonetheless very useful for illustrating how the procedure works. Equation (112) with Eqs. (115)–(116) is analogous to the way cross sections in QCD are often expressed when one uses the CSS or similar formalisms in b_T -space. As just emphasized, the b_* strategy for isolating m -dependent (“nonperturbative”) and massless OPE (“perturbative”) contributions in the two separate factors of Eq. (105) is only reliable if b_{\max} is chosen small enough that it is justifiable to neglect the $\mathcal{O}(m^2 b_T^2)$ terms in Eq. (111).

In QCD, the functions that correspond to $g_{q/p}(x_{\text{bj}}, \mathbf{b}_T)$ contain information about the large distance physics, so they are nonperturbative. In phenomenology, see for instance Refs. [45–48], the usual strategy is to replace them with ansatz parametrizations that are fit to experimental data.⁴ In the Yukawa theory example, we know the explicit expression for $g_{q/p}(x_{\text{bj}}, \mathbf{b}_T)$ through Eq. (99) and Eq. (106), so it is possible to directly examine the effect of replacing it with an ansatz approximation. Typical parametrizations of $g_{q/p}(x_{\text{bj}}, \mathbf{b}_T)$ are linear or quadratic in b_T :

$$g_{q/p}(x_{\text{bj}}, \mathbf{b}_T) \approx g_1 b_T \quad \text{or} \quad g_{q/p}(x_{\text{bj}}, \mathbf{b}_T) \approx g_1 b_T^2. \quad (118)$$

In the Yukawa theory, one expects correlation functions to vary roughly like $\sim e^{-mb_T}/b_T$ over large distances, and this is reflected in the approximately linear behavior of $g_{q/p}(x_{\text{bj}}, \mathbf{b}_T)$ at large b_T , in agreement with Refs. [51, 52].

To ensure that the “perturbative” and “nonperturbative” contributions are completely separated, we use $b_{\max} = 1.5 \text{ GeV}^{-1}$ (for $m_s = 1 \text{ GeV}$) and $b_{\max} = 0.25 \text{ GeV}^{-1}$ (for $m_s = 1.5 \text{ GeV}$), in accordance with the observations of Fig. 12.

With an appropriately chosen g_1 , the linear ansatz can be made to give reasonable agreement with the true $g_{q/p}(x_{\text{bj}}, \mathbf{b}_T)$ over a wide range of b_T , but it produces significant errors in the tail region in transverse momentum space. The quadratic ansatz can also be made to reproduce the qualitative behavior at large q_T , but overall it performs much worse than the linear ansatz. This is shown in Fig. 13 for two sets of values for masses. The corresponding coordinate space TMD pdfs are shown in Fig. 14.

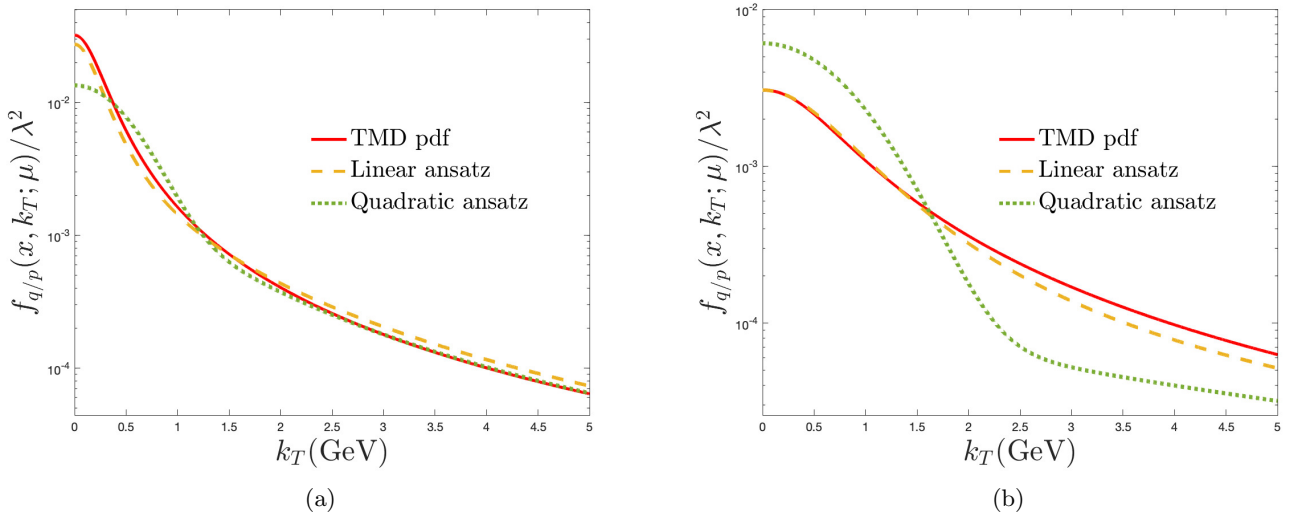


FIG. 13: The original unfactorized TMD pdf from Eq. (29) (solid red line) compared with the TMD pdfs in the $\hat{f}_{q/p}^{\text{Evol}}(x_{\text{bj}}, \mathbf{b}_T; Q)$ approximation from Eq. (112) and using the ansatzes in Eq. (118). These curves are the Fourier transforms of those in Fig. 14. In plot (a), $m_p = m_s = 1 \text{ GeV}$, $m_q = 0.3 \text{ GeV}$ with $g_1 = 0.3 \text{ GeV}$ for the linear case and $g_1 = 0.1 \text{ GeV}^2$ for the quadratic case. In plot (b), $m_p = 1 \text{ GeV}$, $m_q = 0.3 \text{ GeV}$ and $m_s = 1.5 \text{ GeV}$ with $g_1 = 1 \text{ GeV}$ for the linear ansatz and $g_1 = 0.25 \text{ GeV}^2$ for the quadratic case.

⁴ Although there are rapidly improving lattice based methods for calculating them. See for instance Refs. [49, 50] and references therein.

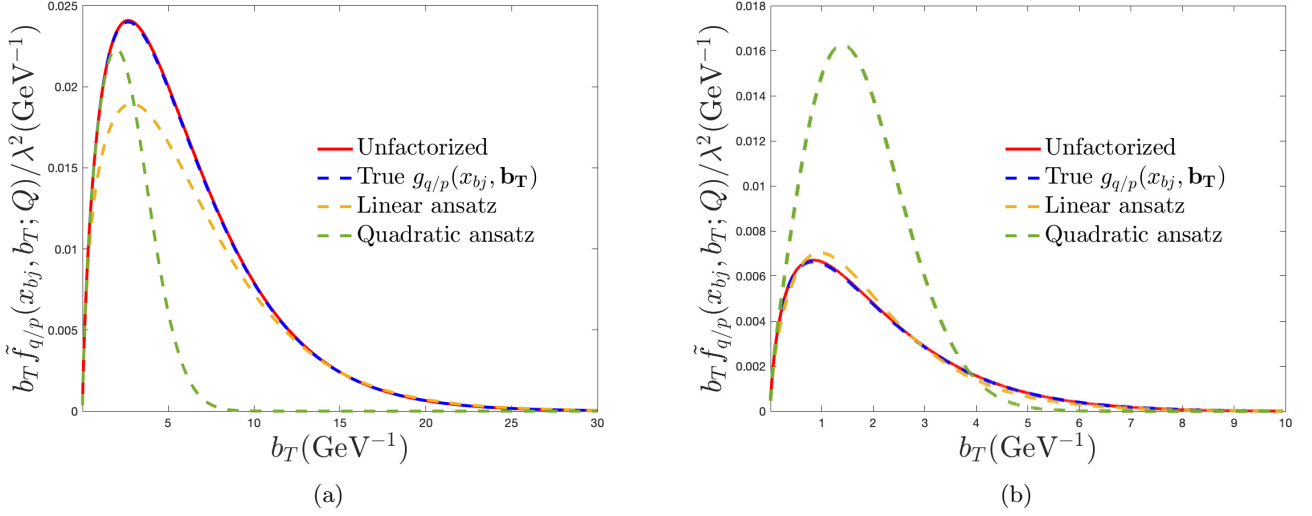


FIG. 14: The TMD pdfs of Fig. 13 before the Fourier transform into momentum space. In (a), the chosen mass scales are $m_q = 0.3$ GeV, $m_p = m_s = 1.0$ GeV. The $g_{q/p}(x_{bj}, \mathbf{b}_T)$ function uses $b_{\max} = 1.5$ GeV $^{-1}$ while $g_1 = 0.3$ GeV (linear ansatz) and $g_1 = 0.1$ GeV 2 (quadratic ansatz). In (b), $m_q = 0.3$ GeV, $m_p = 1.0$ GeV and $m_s = 1.5$ GeV. The $g_{q/p}(x_{bj}, \mathbf{b}_T)$ function uses $b_{\max} = 0.25$ GeV $^{-1}$ while $g_1 = 1$ GeV (linear ansatz) and $g_1 = 0.25$ GeV 2 (quadratic ansatz).

Figure 15 shows the linear and quadratic versions of $g_{q/p}(x_{bj}, \mathbf{b}_T)$ that were used to obtain the $\tilde{f}_{q/p}^{\text{Evol}}(x_{bj}, \mathbf{b}_T; Q)$ approximations in Figs. 13–14, compared with the true $g_{q/p}(x_{bj}, \mathbf{b}_T)$ obtained directly from Eq. (99) and Eq. (106).

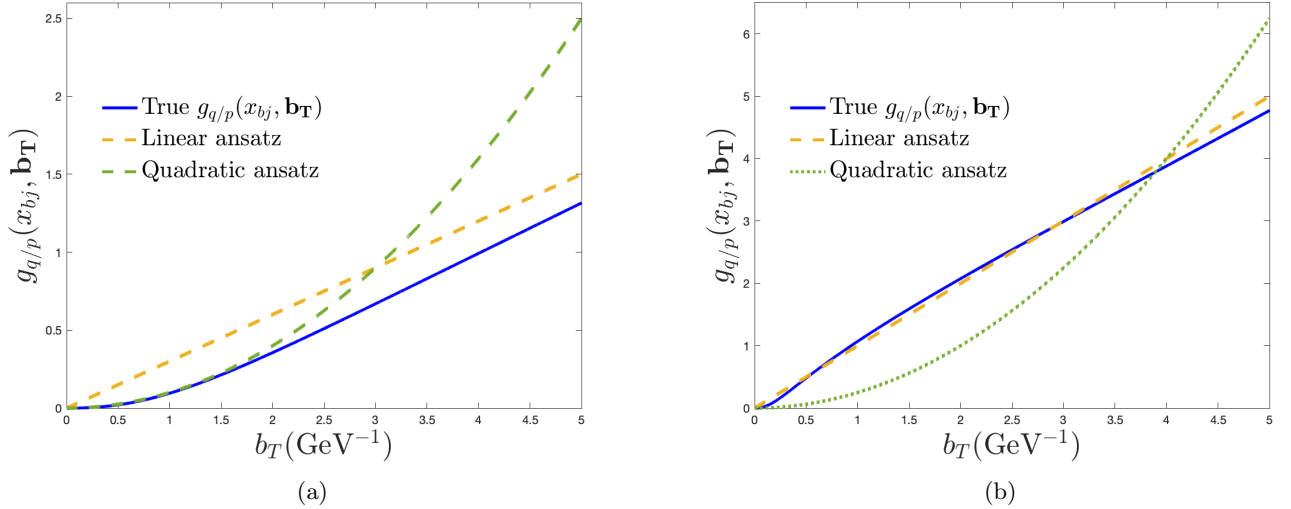


FIG. 15: Plots of the g -functions used to obtain Fig. 14(a) and Fig. 14(b). The solid blue curves are the exact $g(x_{bj}, \mathbf{b}_T)$ from Eq. (106).

By increasing b_{\max} well above 0.25 GeV $^{-1}$ in the right-hand panel of Fig. 13, it is possible to improve the matching between $\tilde{f}_{q/p}^{\text{Evol}}(x_{bj}, \mathbf{b}_T; Q)$ and the true $\tilde{f}_{q/p}(x_{bj}, \mathbf{b}_T; Q)$ while continuing to use linear and/or quadratic ansatzes. However, when the $\mathcal{O}(m^2 b_{\max}^2)$ errors in Eq. (111) are no longer negligible, and the clear separation between a large- b_T region and a small- b_T region fails. Thus, while it may be tempting, in applications, to fit $\tilde{f}_{q/p}^{\text{Evol}}(x_{bj}, \mathbf{b}_T; Q)$ by using a large b_{\max} as a parameter, doing so undermines the original motivation for the steps leading from Eq. (100) to Eq. (112). Specifically, $\tilde{f}_{q/p}^{\text{OPE}}(x_{bj}, \mathbf{b}_*; \mu_{b_*})$ is no longer an accurate approximation to $\tilde{f}_{q/p}(x_{bj}, \mathbf{b}_*; \mu_{b_*})$. The quality

of such a fit is just an artifact of the choice of b_{\max} and b_* , and not a successful application of the OPE (see also, for instance, discussions after Fig. 5 in Ref. [53]). It is preferable, therefore, to keep b_{\max} small and instead refine the parametrization of $g_{q/p}(x_{\text{bj}}, \mathbf{b}_T)$ in a way that ensures that it interpolates smoothly into the small- b_T region.

In a literal parton model where the pdfs are exactly number densities, the TMD and collinear pdfs are related through the integral,

$$\pi \int_0^\infty dk_T^2 f_{q/p}(\xi, k_T) = f_{q/p}(\xi). \quad (119)$$

As exact relations, integrals like these fail in theories that require renormalization like QCD and the Yukawa toy theory because the integral over k_T^2 is UV divergent. After the integral is regulated, Eq. (119) only holds in general in an approximate sense. We saw an example of this with the cutoff definition of the collinear pdf in Eq. (34); the integral of the TMD pdf over k_T^2 up to a cutoff k_c^2 only equaled the standard $\overline{\text{MS}}$ pdf up to subleading power corrections.

It is straightforward to recover the approximate collinear-TMD pdf correspondence of Eq. (119) in the coordinate space treatment of the TMD pdf and the $\tilde{f}_{q/p}^{\text{Evol}}(x_{\text{bj}}, \mathbf{b}_T; Q)$ approximation, but by regulating the small- b_T rather than the large k_T behavior. First, one writes the Fourier transform of $\tilde{f}_{q/p}^{\text{Evol}}(x, \mathbf{b}_T; Q)$ back to transverse momentum space,

$$f_{q/p}^{\text{Evol}}(x, \mathbf{k}_T; Q) = \frac{1}{(2\pi)^2} \int d^2 \mathbf{b}_T e^{i \mathbf{k}_T \mathbf{b}_T} \tilde{f}_{q/p}^{\text{Evol}}(x, \mathbf{b}_T; Q). \quad (120)$$

The divergence that comes from integrating over all transverse momentum now appears as the divergence at $b_T = 0$ in the integrand of Eq. (120). To regulate it, one may replace b_T inside $\tilde{f}_{q/p}^{\text{Evol}}(x, \mathbf{b}_T; Q)$ with a function that levels off at a constant lower bound b_{\min} as $b_T \rightarrow 0$. An example is [54],

$$b_c(b_T) = \sqrt{b_T^2 + b_{\min}^2}, \quad (121)$$

but any well-behaved interpolating function is acceptable. Replacing $\tilde{f}_{q/p}^{\text{Evol}}(x, \mathbf{b}_T; Q)$ in Eq. (120) by $\tilde{f}_{q/p}^{\text{Evol}}(x, b_c(b_T); Q)$ and integrating over all transverse momentum gives

$$\begin{aligned} \pi \int_0^\infty dk_T^2 f_{q/p}^{\text{Evol}}(x_{\text{bj}}, \mathbf{k}_T; Q) &\rightarrow \tilde{f}_{q/p}^{\text{Evol}}(x_{\text{bj}}, b_{\min}; Q) \\ &= f_{q/p}(x_{\text{bj}}; b_0/b_*(b_{\min})) \exp \left\{ -2 \int_{b_0/b_*(b_{\min})}^Q \frac{d\mu}{\mu} \gamma_2(a_\lambda(\mu)) - g_{q/p}(x_{\text{bj}}, b_{\min}) \right\} \\ &= f_{q/p}(x_{\text{bj}}; b_0/b_{\min}) + \mathcal{O}\left(\frac{b_{\min}^2}{b_{\max}^2}, m^2 b_{\max}^2, m^2 b_{\min}^2, a_\lambda^2\right). \end{aligned} \quad (122)$$

When $m \ll 1/b_{\max} \ll Q$, and $b_{\min} \approx b_0/Q$, the error terms on the last line are negligible, and the result is the expected

$$\pi \int_0^\infty dk_T^2 f_{q/p}^{\text{Evol}}(x_{\text{bj}}, \mathbf{k}_T; Q) \approx f_{q/p}(x_{\text{bj}}; Q). \quad (123)$$

One possibly misleading aspect of with this way of reconstructing the integral relation in Eq. (119) is that it might seem to suggest that there is no role for $g_{q/p}(x_{\text{bj}}, \mathbf{b}_{\min})$ after the transverse momentum integration. However, recall that $Q \approx Q_0$ is, by definition, an acceptably large Q to use with factorization. But when $Q \approx Q_0$, we have both $b_{\max} \approx 1/Q_0$ and $b_{\min} \approx b_0/Q_0$. Therefore, near $Q \approx Q_0$, the ratio b_{\min}/b_{\max} does not give a power suppression, and dropping the errors in the last line of Eq. (122) is unjustified. We can see this problem directly in the Yukawa theory calculation. For example, factorization at $x_{\text{bj}} \approx 0.1$ describes the unfactorized cross section very well even for $Q \approx 2.0$ GeV. However, with $b_{\max} = 0.25$ GeV and $b_{\min} = b_0/(2 \text{ GeV})$,

$$\frac{f_{q/p}(x_{\text{bj}} = .1; b_0/b_*(b_{\min}))}{f_{q/p}(x_{\text{bj}} = .1; b_0/b_{\min})} \approx 1.4. \quad (124)$$

While it is true that the approximate integral relation in Eq. (119) does hold very well even for these scales, it requires that one keep an accurate $g_{q/p}(x_{\text{bj}}, \mathbf{b}_{\min})$ in the exponent on the second line of Eq. (122),

$$\frac{f_{q/p}^{\text{Evol}}(x_{\text{bj}} = .1; b_{\min}; 2 \text{ GeV})}{f_{q/p}(x_{\text{bj}} = .1; b_0/b_{\min})} \approx 1.0. \quad (125)$$

In these calculations, we have used $m_q = 0.3$ GeV, and $m_p = m_s = 1.0$ GeV. Dropping the $g_{q/p}(x_{bj}, \mathbf{b}_{\min})$ is only acceptable in the limit where $Q \gg Q_0$. In other words, near the input scale where hadronic structure effects are most likely to be relevant, and where it is desirable to preserve the parton structure interpretation embodied by Eq. (119) as closely as possible, the g -functions cannot be neglected.

IX. DISCUSSION

We have shown that full calculations of DIS cross sections in QFTs that are simpler than QCD, but which nonetheless require renormalization, are useful for highlighting general but subtle properties of parton densities and for examining the limits of factorization while side stepping issues like confinement, large coupling, gauge invariance, and other complicating features of QCD. We have illustrated several examples in this paper, including the demonstration in Sec. VI of how the large- q_T “Y-term” contribution to SIDIS is necessary to maintain a reasonably accurate description after the inclusive integral over all q_T , and the importance of the $g_{q/p}(x_{bj}, \mathbf{b}_T)$ function in Eq. (107) for maintaining the usual parton model relationship, Eq. (119), between the collinear and TMD pdfs near the input scale $Q \approx Q_0$. (Compare Eq. (124) and Eq. (125).) Our discussion of the GPM following Eq. (85) emphasizes the importance of taking into account the UV divergences in TMD functions when they are integrated over transverse momentum, especially in applications that require higher precision than a leading power parton model can provide. See [55] for more on this.

The steps for factorizing the cross section, reviewed in Secs. IV–V, exemplify the difference between what in [3] are called “track-A” and “track-B” approaches. The steps in this paper are in the track-A approach; they begin with the bare pdf in Eq. (19), and no actual collinear divergences ever arise.

Of course, a detailed description of the transition between “perturbative” (m -independent) and “nonperturbative” (m -sensitive) behavior depends entirely on the nature of intrinsic mass scales like m_q , m_s and m_p .

Although many basic features of factorization are present in both QCD and in the Yukawa toy theory, there are, of course, major differences between the two theories, and attempts to draw any conclusions about one from the other should be made only with extreme caution. In the Yukawa theory, the target “hadron” state we have considered is not a bound state, all interactions are point-like, and there is no confinement or asymptotic freedom. In some sense, the Yukawa theory is a version of the scalar diquark model that is sometimes used in phenomenology (e.g. [56–58]) in the limit that the quark-hadron coupling is point-like. One particularly noticeable difference comes from absence of soft gluons and lightcone divergences in the Yukawa theory as compared to the gauge theories. These soft gluons are responsible for, among other things, the well-known nonperturbative Collins-Soper evolution factor $e^{-g_K \ln(Q/Q_0)}$ that is present in QCD but not in Eq. (112). (See, e.g., Eq. (114) of [44].) They also lead to the TMD pdf turning negative at large transverse momentum. See, for example, Fig. 5 of [44]. Contrast this with the plots in Fig. 13 for the Yukawa theory, which are strictly positive. Indeed, in the Yukawa theory, the transition to the small transverse momentum asymptote happen rather quickly as k_T decreases below Q – see Fig. 6, especially for smaller x_{bj} . In QCD, one generally must consider very small k_T before the asymptotic limit is reached. See, for example, [59].

Despite these cautionary remarks, we nevertheless hope that calculations like these will be useful for stress testing other general assertions about factorization and the properties of pdfs in the future. To this end, we have made a convenient Wolfram Mathematica package for generating the cross sections and pdfs of this paper available at [60].

Acknowledgments

We thank Markus Diefenthaler for useful comments. Ted Rogers and Tommaso Rainaldi were supported by the U.S. Department of Energy, Office of Science, Office of Nuclear Physics, under Award Number DE-SC0018106. Fatma Aslan was supported by NSF under the Award No. 1812423 and Award No. 2111490, by the U.S. Department of Energy. L.G. is supported by the U.S. Department of Energy, Office of Science, Office of Nuclear Physics, under Contract No. DE-FG02-07ER41460. This work was also supported by the DOE Contract No. DE-AC05-06OR23177, under which Jefferson Science Associates, LLC operates Jefferson Lab.

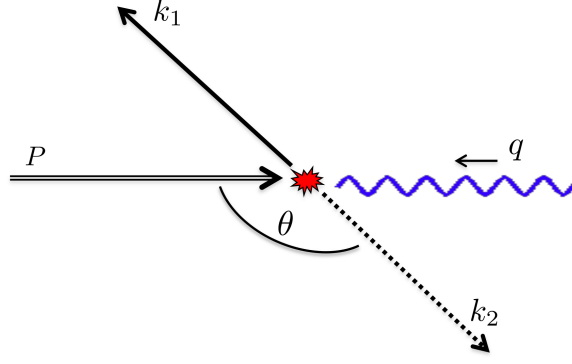


FIG. 16: Center-of-mass kinematics of semi-inclusive DIS at the order shown in Fig. 2.

Appendix A: Details of the unapproximated calculation

1. Center-of-mass kinematics

Following Fig. 16, define the momenta

$$k_1 = k + q, \quad (\text{A1})$$

$$k_2 = p - k, \quad (\text{A2})$$

$$k_1^2 = m_q^2, \quad (\text{A3})$$

$$k_2^2 = m_s^2. \quad (\text{A4})$$

Then, in the center-of-mass

$$s = (p + q)^2 = m_p^2 + \frac{Q^2(1 - x_{\text{bj}})}{x_{\text{bj}}} \quad (\text{A5})$$

$$P = (p^0, 0, 0, \sqrt{p^{02} - m_p^2}) \quad (\text{A6})$$

$$q = (q^0, 0, 0, -\sqrt{p^{02} - m_p^2}) \quad (\text{A7})$$

$$k_1^0 + k_2^0 = \sqrt{s} \equiv 2E \quad (\text{A8})$$

$$\sqrt{k_1^{02} - m_q^2} = -\sqrt{k_2^{02} - m_s^2} \quad (\text{A9})$$

$$p^0 = \frac{m_p^2 + Q^2/(2x_{\text{bj}})}{2E} \quad (\text{A10})$$

$$k_1^0 = E - \frac{m_s^2 - m_q^2}{4E}, \quad (\text{A11})$$

$$k_2^0 = E + \frac{m_s^2 - m_q^2}{4E}. \quad (\text{A12})$$

$$(\text{A13})$$

$$q^0 = \begin{cases} +\sqrt{p^{02} - m_p^2 - Q^2} & \text{if } x < 0.5 \\ -\sqrt{p^{02} - m_p^2 - Q^2} & \text{if } x > 0.5 \end{cases}. \quad (\text{A14})$$

For $\phi = 0$,

$$k_1 = (k_1^0, k_{\text{m}} \sin \theta, 0, k_{\text{m}} \cos \theta) \quad (\text{A15})$$

$$k_2 = (k_2^0, -k_{\text{m}} \sin \theta, 0, -k_{\text{m}} \cos \theta) \quad (\text{A16})$$

where

$$k_{\text{m}} = \sqrt{E^2 - \frac{m_s^2 + m_q^2}{2} + \frac{(m_s^2 - m_q^2)^2}{16E^2}} \quad (\text{A17})$$

$$k_{\text{T}}^2 = k_{\text{m}}^2 (1 - \cos^2 \theta) . \quad (\text{A18})$$

$$\cos \theta = \begin{cases} -\sqrt{1 - \frac{k_{\text{T}}^2}{k_{\text{m}}^2}} & \text{if } \pi/2 \leq \theta \leq \pi \\ +\sqrt{1 - \frac{k_{\text{T}}^2}{k_{\text{m}}^2}} & \text{if } 0 \leq \theta \leq \pi/2 \end{cases} . \quad (\text{A19})$$

The Mandelstam variables are

$$t = k^2 = m_p^2 + m_s^2 - 2p^0 k_2^0 \left(1 + \frac{k_{\text{m}} p_z}{p^0 k_2^0} \cos \theta \right) \quad (\text{A20})$$

$$u = m_p^2 + m_q^2 - 2p^0 k_1^0 \left(1 - \frac{k_{\text{m}} p_z}{p^0 k_1^0} \cos \theta \right) , \quad (\text{A21})$$

Note that

$$p \cdot k = \frac{k^2 - m_s^2 + m_p^2}{2} , \quad (\text{A22})$$

$$q \cdot k = \frac{-k^2 + m_q^2 + Q^2}{2} , \quad (\text{A23})$$

$$p \cdot q = \frac{Q^2}{2x_{\text{bj}}} . \quad (\text{A24})$$

Also, there is a kinematical upper bound on the value of x_{bj} :

$$x_{\text{max}} = \frac{Q^2}{[(m_q + m_s)^2 - m_p^2 + Q^2]} . \quad (\text{A25})$$

2. Organization of the calculation

We organize each graphical contribution to the hadronic tensor by expressing it as

$$W^{\mu\nu} = \frac{1}{2} \frac{1}{4\pi} \int \frac{d^4 k}{(2\pi)^4} \frac{N^{\mu\nu}}{D} (2\pi) \delta_+((P - k)^2 - m_s^2) (2\pi) \delta_+((k + q)^2 - m_q^2) . \quad (\text{A26})$$

$N^{\mu\nu}$ is the collection of all numerator factors from Dirac traces, etc. D is the collection of all propagator denominators. We can also write

$$W^{\mu\nu} = \frac{1}{2} \frac{1}{4\pi} \int \frac{d^2 \mathbf{k}_{\text{T}}}{(2\pi)^2} W_{\text{INT}}^{\mu\nu} \quad (\text{A27})$$

where

$$W_{\text{INT}}^{\mu\nu} \equiv \int dk^+ dk^- \frac{N^{\mu\nu}}{D} \delta_+((P - k)^2 - m_s^2) \delta_+((k + q)^2 - m_q^2) . \quad (\text{A28})$$

To express $W^{\mu\nu}$ in terms of the SIDIS hadronic tensor, recall that

$$\langle N \rangle W^{\mu\nu} = \sum_B \int \frac{d^2 \mathbf{k}_{\text{T}} dz_{\text{N}}}{4z_{\text{N}}} W_{\text{SIDIS}}^{\mu\nu} . \quad (\text{A29})$$

In all the graphs of Fig. 2, $\langle N \rangle = 2$. But the computation is identical when B is the quark and when it is the scalar, so the \sum_B also gives a factor of 2. Thus, we can write simply

$$W^{\mu\nu} = \int \frac{d^2 \mathbf{k}_T \, dz_N}{4z_N} W_{\text{SIDIS}}^{\mu\nu}. \quad (\text{A30})$$

so

$$\frac{W_{\text{INT}}^{\mu\nu}}{32\pi^3} = \int \frac{dz_N}{4z_N} W_{\text{SIDIS}}^{\mu\nu}. \quad (\text{A31})$$

Since z is always fixed by final state kinematics in the low order graphs of Fig. 2, we will find it more convenient to work with $\frac{W_{\text{INT}}^{\mu\nu}}{32\pi^3}$ than with $W_{\text{SIDIS}}^{\mu\nu}$ directly.

Switching variables from k to k_2 , Eq. (A26) becomes

$$\begin{aligned} W^{\mu\nu} &= \frac{1}{2} \frac{1}{4\pi} \int \frac{dk_2^0 \, d|\mathbf{k}_2| \, |\mathbf{k}_2|^2 \, d\Omega}{(2\pi)^4} \frac{N^{\mu\nu}}{D} (2\pi) \delta_+(k_2^2 - m_s^2) (2\pi) \delta_+((p+q-k_2)^2 - m_q^2) \\ &= \frac{1}{2} \frac{1}{4\pi} \int \frac{dk_2^0 \, d|\mathbf{k}_2| \, |\mathbf{k}_2|^2 \, d\Omega}{(2\pi)^2} \frac{N^{\mu\nu}}{D} \frac{1}{2k_2^0} \delta\left(k_2^0 - \sqrt{|\mathbf{k}_2|^2 + m_s^2}\right) \delta_+((p+q-k_2)^2 - m_q^2) \\ &= \frac{1}{2} \frac{1}{4\pi} \int_0^\infty \frac{d|\mathbf{k}_2| \, |\mathbf{k}_2|^2}{2k_2^0 (2\pi)^2} \int d\Omega \frac{N^{\mu\nu}}{D} \frac{k_2^0}{4E|\mathbf{k}_2|} \delta(|\mathbf{k}_2| - k_m) \\ &= \frac{1}{128\pi^2} \int_{-1}^1 d(\cos\theta) \frac{k_m}{E} \frac{N^{\mu\nu}}{D}. \end{aligned} \quad (\text{A32})$$

where in the last line we have kept only azimuthally symmetric contributions. $N^{\mu\nu}$ and D for each graph can be simplified by writing

$$\begin{aligned} k^2 - m_q^2 &= m_p^2 + m_s^2 - m_q^2 - 2p^0 k_2^0 \left(1 + \frac{k_m p^z}{p^0 k_2^0} \cos\theta\right) \\ &= A - B \left(1 \pm C \sqrt{1 - \frac{k_T^2}{k_m^2}}\right), \end{aligned} \quad (\text{A33})$$

where

$$A = M_p^2 + m_s^2 - m_q^2 \quad (\text{A34})$$

$$B = 2p^0 k_2^0 \quad (\text{A35})$$

$$C = \frac{k_m p^z}{p^0 k_2^0}. \quad (\text{A36})$$

The minus sign in Eq. (A33) is for the $\theta > \pi/2$ contribution and the plus sign is for $\theta < \pi/2$. Changing variables back to transverse momentum and using $d\theta \sin\theta = \frac{dk_T^2}{2k_m^2 \cos\theta}$,

$$W^{\mu\nu} = \frac{1}{32\pi^2} \int_0^{k_m^2} \frac{dk_T^2}{8Ek_m \sqrt{1 - \frac{k_T^2}{k_m^2}}} \left(\frac{N^{\mu\nu}}{D} \Big|_{\theta > \pi/2} + \frac{N^{\mu\nu}}{D} \Big|_{\theta < \pi/2} \right). \quad (\text{A37})$$

So,

$$W_{\text{INT}}^{\mu\nu} = \frac{1}{8Ek_m \sqrt{1 - \frac{k_T^2}{k_m^2}}} \left(\frac{N^{\mu\nu}}{D} \Big|_{\theta > \pi/2} + \frac{N^{\mu\nu}}{D} \Big|_{\theta < \pi/2} \right). \quad (\text{A38})$$

and

$$\text{Jac} = \frac{1}{8Ek_m \sqrt{1 - \frac{k_T^2}{k_m^2}}}. \quad (\text{A39})$$

In general we may also account for the azimuthal angle φ so that it is

$$d^2 \mathbf{k}_T = k_T dk_T d\varphi = \frac{d\varphi}{2} dk_T^2 = -d\varphi k_m^2 \cos \theta d \cos \theta$$

So,

$$\begin{aligned} W^{\mu\nu} &\equiv \frac{1}{2} \frac{1}{4\pi} \int \frac{d^2 \mathbf{k}_T}{(2\pi)^2} W_{\text{INT}}^{\mu\nu} \\ &= \frac{1}{128\pi^2} \int_{-1}^1 d \cos \theta \int_0^{2\pi} \frac{d\varphi}{(2\pi)} \frac{k_m}{E} \frac{N^{\mu\nu}}{D} \\ &= \frac{1}{256\pi^2} \int_0^{2\pi} \frac{d\varphi}{(2\pi)} \int_0^{k_m^2} \frac{dk_T^2}{k_m E |\kappa(k_T^2)|} \left(\frac{N^{\mu\nu}}{D} \Big|_{+\kappa} + \frac{N^{\mu\nu}}{D} \Big|_{-\kappa} \right) \\ &= \frac{1}{32\pi^3} \int \frac{d\varphi}{2} dk_T^2 \frac{1}{8k_m E |\kappa(k_T^2)|} \left(\frac{N^{\mu\nu}}{D} \Big|_{+\kappa} + \frac{N^{\mu\nu}}{D} \Big|_{-\kappa} \right) \end{aligned}$$

where

$$\kappa(k_T^2) \equiv \sqrt{1 - \frac{k_T^2}{k_m^2}}$$

In the end it is thus

$$W_{\text{INT}}^{\mu\nu}(k_T^2, \varphi) = \frac{1}{8k_m E |\kappa(k_T^2)|} \left(\frac{N^{\mu\nu}}{D} \Big|_{+\kappa} + \frac{N^{\mu\nu}}{D} \Big|_{-\kappa} \right).$$

3. Structure functions

For dealing with specific structure functions, we first write another abbreviation,

$$I^{\mu\nu} = \frac{N^{\mu\nu}}{D}. \quad (\text{A40})$$

And

$$P_j^{\mu\nu} I_{\mu\nu} = I_j. \quad (\text{A41})$$

where j labels a projection tensor. For any j , the I_j for the sum of graphs may be expanded in powers of the t -channel propagator,

$$I_j = I_{j,2}(k^2 - m_q^2)^2 + I_{j,1}(k^2 - m_q^2) + I_{j,0} + I_{j,-1} \frac{1}{k^2 - m_q^2} + I_{j,-2} \frac{1}{(k^2 - m_q^2)^2}, \quad (\text{A42})$$

where the $I_{j,n}$'s are independent of k_T and depend only on masses, x_{bj} , and Q . All the unpolarized and azimuthally symmetric structure functions can be expressed in terms of linear combinations of the projection tensors

$$P_g^{\mu\nu} = g^{\mu\nu}, \quad P_{PP}^{\mu\nu} = P^\mu P^\nu. \quad (\text{A43})$$

So a natural next step is to determine

$$W_g = P_g^{\mu\nu} W_{\mu\nu} \quad \& \quad W_{PP} = P_{PP}^{\mu\nu} W_{\mu\nu}. \quad (\text{A44})$$

First, write projections of Eq. (A37) as

$$W_j = P_j^{\mu\nu} W_{\mu\nu} = \frac{1}{32\pi^2} \int_0^{k_m^2} \frac{dk_T^2}{8E k_m \sqrt{1 - \frac{k_T^2}{k_m^2}}} \left(I_j|_{\theta > \pi/2} + I_j|_{\theta < \pi/2} \right) = \pi \int_0^{k_m^2} dk_T^2 \frac{W_{\text{INT},j}}{32\pi^3}. \quad (\text{A45})$$

Then all the integrals over k_T^2 take one of the following forms

$$\Gamma_2^+ = \int_0^{k_m^2} \frac{dk_T^2}{\sqrt{1 - \frac{k_T^2}{k_m^2}}} (k^2 - m_q^2)^2 \Big|_{\theta < \pi/2} = 2k_m^2 \left(A^2 - AB(C+2) + \frac{1}{3}B^2(C(C+3)+3) \right) \quad (\text{A46})$$

$$\Gamma_1^+ = \int_0^{k_m^2} \frac{dk_T^2}{\sqrt{1 - \frac{k_T^2}{k_m^2}}} (k^2 - m_q^2) \Big|_{\theta < \pi/2} = 2k_m^2 \left(A - \frac{1}{2}B(C+2) \right) \quad (\text{A47})$$

$$\Gamma_0^+ = \int_0^{k_m^2} \frac{dk_T^2}{\sqrt{1 - \frac{k_T^2}{k_m^2}}} \Big|_{\theta < \pi/2} = 2k_m^2 \quad (\text{A48})$$

$$\Gamma_{-1}^+ = \int_0^{k_m^2} \frac{dk_T^2}{\sqrt{1 - \frac{k_T^2}{k_m^2}}} \frac{1}{(k^2 - m_q^2)} \Big|_{\theta < \pi/2} = \frac{2k_m^2}{BC} \ln \left(\frac{B-A}{B(C+1)-A} \right) \quad (\text{A49})$$

$$\Gamma_{-2}^+ = \int_0^{k_m^2} \frac{dk_T^2}{\sqrt{1 - \frac{k_T^2}{k_m^2}}} \frac{1}{(k^2 - m_q^2)^2} \Big|_{\theta < \pi/2} = 2k_m^2 \frac{1}{(B-A)(-A+BC+B)} . \quad (\text{A50})$$

The + superscript here means these are the integrals for $\theta < \pi/2$ and so the C comes with a + sign. Identical expressions apply to Γ_n^- but with $C \rightarrow -C$. The subscripts refer to the power on $(k^2 - m_q^2)$.

Substituting Eq. (A42) into Eq. (A45) and using Eqs. (A46)–(A50) gives an analytic expression

$$W_j = \frac{1}{256Ek_m\pi^2} [I_{j,2}(\Gamma_2^+ + \Gamma_2^-) + I_{j,1}(\Gamma_1^+ + \Gamma_1^-) + 2\Gamma_0^+ I_{j,0} + I_{j,-1}(\Gamma_{-1}^+ + \Gamma_{-1}^-) + I_{j,-2}(\Gamma_{-2}^+ + \Gamma_{-2}^-)] , \quad (\text{A51})$$

where

$$\Gamma_2^+ + \Gamma_2^- = 4k_m^2 \left((A-B)^2 + \frac{B^2C^2}{3} \right) \quad (\text{A52})$$

$$\Gamma_1^+ + \Gamma_1^- = 4k_m^2 (A-B) \quad (\text{A53})$$

$$\Gamma_0^+ + \Gamma_0^- = 4k_m^2 \quad (\text{A54})$$

$$\Gamma_{-1}^+ + \Gamma_{-1}^- = -\frac{2k_m^2}{BC} \ln \left(\frac{B(1+C)-A}{B(1-C)-A} \right) \quad (\text{A55})$$

$$\Gamma_{-2}^+ + \Gamma_{-2}^- = 4k_m^2 \left(\frac{1}{(A-B)^2 - B^2C^2} \right) , \quad (\text{A56})$$

All that is needed to get explicit expressions for structure functions is to get the $I_{j,n}$ for $P_g^{\mu\nu}$ and $P_{PP}^{\mu\nu}$ and specify numerical values for the masses Q^2 and x_{bj} .

4. Simple case

The explicit expressions for the I 's, A , B , and C are cumbersome for general combinations of masses, so we will write them here only for a special case. The expressions for A , B , C , k_m , E and the I 's are especially simple for

$m_p = m$, $m_s = 2m$, and $m_q = m$. The results are

$$k_m = \frac{1}{2} \sqrt{-\frac{Q^2(x_{bj} - 1)(8m^2x_{bj} + Q^2(x_{bj} - 1))}{x_{bj}(Q^2(x_{bj} - 1) - m^2x_{bj})}} \quad (A57)$$

$$E = \frac{1}{2} \sqrt{m^2 - \frac{Q^2(x_{bj} - 1)}{x_{bj}}} \quad (A58)$$

$$A = 4m^2 \quad (A59)$$

$$B = \frac{(Q^2(x_{bj} - 1) - 4m^2x_{bj})(2m^2x_{bj} + Q^2)}{2x_{bj}(Q^2(x_{bj} - 1) - m^2x_{bj})} \quad (A60)$$

$$C = -\frac{Q^2 \sqrt{(x_{bj} - 1)(8m^2x_{bj} + Q^2(x_{bj} - 1)) (4m^2x_{bj}^2 + Q^2)}}{(Q^2(x_{bj} - 1) - 4m^2x_{bj})(2m^2x_{bj} + Q^2)} \quad (A61)$$

$$I_{g,-2} = 0 \quad (A62)$$

$$I_{g,-1} = -\frac{4(Q^2(x_{bj} - 1)^2 - 8m^2x_{bj}^2)}{(x_{bj} - 1)x_{bj}} \quad (A63)$$

$$I_{g,0} = 8 \quad (A64)$$

$$I_{g,1} = \frac{4x_{bj}}{Q^2(1 - x_{bj})} \quad (A65)$$

$$I_{g,2} = 0 \quad (A66)$$

$$I_{pp,-2} = 0 \quad (A67)$$

$$I_{pp,-1} = \frac{32m^4x_{bj}}{x_{bj} - 1} - \frac{2m^2Q^2(x_{bj} + 3)}{x_{bj}} \quad (A68)$$

$$I_{pp,0} = \frac{4m^2(1 - 3x_{bj})}{x_{bj} - 1} + \frac{2Q^2}{x_{bj}} \quad (A69)$$

$$I_{pp,1} = 2 - \frac{2m^2x_{bj}}{Q^2(x_{bj} - 1)} \quad (A70)$$

$$I_{pp,2} = 0. \quad (A71)$$

Therefore, in this case we may write Eq. (A51) as

$$W_j = \frac{k_m}{64E\pi^2} \left[I_{j,2} \left(A^2 - 2AB + \frac{1}{3}B^2(1 + C^2) \right) + I_{j,1}(A - B) + I_{j,0} - I_{j,-1} \frac{1}{2BC} \ln \left(\frac{B(1 + C) - A}{B(1 - C) - A} \right) \right]. \quad (A72)$$

and substitute Eqs. (A57)–(A71) to get numerical values for W_g and W_{PP} . The standard structure functions F_1 and F_2 are

$$F_1 \equiv -\frac{1}{2}W_g + \frac{2Q^2x_N^2}{(m_p^2x_N^2 + Q^2)^2}W_{PP}, \quad (A73)$$

$$F_2 \equiv \frac{12Q^4x_N^3(Q^2 - m_p^2x_N^2)}{(Q^2 + m_p^2x_N^2)^4} \left(W_{PP} - \frac{(m_p^2x_N^2 + Q^2)^2}{12Q^2x_N^2}W_g \right). \quad (A74)$$

Here, x_N is Nachtmann x :

$$x_N = \frac{2x_{bj}}{1 + \sqrt{1 + \frac{4x_{bj}^2m_p^2}{Q^2}}}. \quad (A75)$$

Appendix B: The small- b_T operator product expansion

In this appendix, we extract the small- b_T limit of the TMD pdf (or ff) in collinear factorization. We start with the quark pdf in Eq. (65) and consider the limit where $b_T \approx 1/\mu$ with $\mu/m \rightarrow \infty$, In the region of the integrand where

$k_T \approx m$, we can expand it as,

$$e^{-i\mathbf{k}_T \cdot \mathbf{b}_T} f_{q/p}(x, \mathbf{k}_T; \mu) = f_{i/p}(x, \mathbf{k}_T; \mu) + \mathcal{O}(k_T^2 b_T^2) = f_{i/p}(x, \mathbf{k}_T; \mu) + \mathcal{O}\left(\frac{k_T^2}{\mu^2}\right). \quad (\text{B1})$$

Thus, we define the small- k_T part of the approximation to Eq. (65) as

$$\tilde{f}_{q/p}(x, \mathbf{b}_T \approx 1/\mu; \mu) \approx \int_{\text{UVR}} d^2 \mathbf{k}_T f_{q/p}(x, \mathbf{k}_T; \mu) \equiv f_{q/p}(x; \mu). \quad (\text{B2})$$

Dropping the $e^{-i\mathbf{k}_T \cdot \mathbf{b}_T}$ factor causes the integral over k_T to become UV divergent, so we must introduce a UV regulator and/or UV renormalization scheme to have a well-defined $f(x; \mu)$. We notate this with the ‘‘UVR,’’ for ‘‘UV regulator,’’ on the integral sign. The specific choice of UV regulator is arbitrary. Equation (B2) is a poor approximation because of the UV divergence and the $\mathcal{O}(k_T^2/\mu^2)$ correction in Eq. (B1), which is unsuppressed when $k_T \approx \mu$. However, it can be corrected by using collinear perturbation theory for large enough μ . To implement this, we rewrite Eq. (65) in the small b_T region as

$$\tilde{f}_{q/p}(x, \mathbf{b}_T \approx 1/\mu; \mu) = f_{q/p}(x; \mu) + \int d^2 \mathbf{k}_T \left\{ e^{-i\mathbf{k}_T \cdot \mathbf{b}_T} f_{q/p}(x, \mathbf{k}_T; \mu) - \delta^{(2)}(\mathbf{k}_T) f_{q/p}(x; \mu) \right\}. \quad (\text{B3})$$

The integrand of the second term in Eq. (B3) is the contribution from the $\mathcal{O}(k_T^2/\mu^2) \sim \mathcal{O}(k_T^2 b_T^2)$ error in Eq. (B1) if we transform into b_T -space and use the definition in Eq. (B2). The full integral in Eq. (B3) is both IR and collinear finite, so there is no need for a UVR in the integral. By construction, its only unsuppressed contribution comes from the region where k_T is comparable to μ . However, the $k_T \approx \mu$ behavior of $f_{q/p}(x, \mathbf{k}_T; \mu)$ is expressible in collinear factorization,

$$k_T f_{q/p}(x, \mathbf{k}_T \approx \mu; \mu) = \sum_i k_T \frac{1}{k_T^2} [\mathcal{C}_{q/i} \otimes f_{i/p}](x, k_T/\mu) + \mathcal{O}\left(\frac{m^2}{k_T^2}\right). \quad (\text{B4})$$

See Eq. (80) for the Yukawa theory version of this. The hard coefficient $\mathcal{C}_{q/i}$ can be expanded in collinear perturbation theory. It is dimensionless, but it depends on logarithms of k_T/μ . The $\mathcal{O}(m^2/k_T^2)$ in Eq. (B4) combines with the $\mathcal{O}(k_T^2 b_T^2)$ error from Eq. (B1) to give an overall error that is suppressed by $\mathcal{O}(m^2 b_T^2)$. Up to $\mathcal{O}(m^2 b_T^2)$ terms, therefore, the right side of Eq. (B3) only involves collinear pdfs. This is the small- b_T OPE for the unpolarized case. Notice that the unsuppressed term in Eq. (B3) is not completely unique because it depends upon the scheme used in Eq. (B2) for treating the UV region.

The full statement of the transverse coordinate space OPE for the quark TMD pdf is

$$\tilde{f}_{q/p}(x, \mathbf{b}_T; \mu) = \sum_j \int_x^1 \frac{d\xi}{\xi} \tilde{\mathcal{C}}_{q/j}(x/\xi, \mathbf{b}_T; \mu) \tilde{f}_{j/p}(\xi; \mu) + \mathcal{O}(m^2 b_T^2), \quad (\text{B5})$$

Reading off the first term from Eq. (B3) gives the zeroth order hard coefficient

$$\tilde{\mathcal{C}}_{q/j}^{(0)} = \delta(1 - x/\xi) \delta_{qj}. \quad (\text{B6})$$

The higher order $\tilde{\mathcal{C}}_{q/j}^{(n)}$ with $n \geq 1$ are calculable from the second term in Eq. (B3). The steps are to: i.) calculate the integral, ii.) extract the small- b_T limit, iii.) drop any b_T -suppressed corrections, and iv.) identify the $\tilde{\mathcal{C}}_{q/j}^{(n)}$ coefficients. The coefficients are independent of the target, so one generally uses a massless parton target to calculate. Thus, one calculates

$$\int d^2 \mathbf{k}_T \left\{ e^{-i\mathbf{k}_T \cdot \mathbf{b}_T} f_{q/i}^{\text{partonic}}(x, \mathbf{k}_T; \mu) - \delta^{(2)}(\mathbf{k}_T) f_{q/i}^{\text{partonic}}(x; \mu) \right\}, \quad (\text{B7})$$

where i is a massless parton. With a massless parton target, $f_{q/i}^{\text{partonic}}(x, \mathbf{k}_T; \mu)$ can, in general, involve terms proportional to $\delta^{(2)}(\mathbf{k}_T)$.

In the Yukawa theory example, it is easiest to do the calculation of $\tilde{\mathcal{C}}_{q/j}^{(1)}$ by dealing with each term in the integral in Eq. (B7) separately. We will also make the replacement $k_T^2 \rightarrow k_T^2 + m^2$ in propagator denominators to regulate any

collinear divergences at intermediate steps. Then we may combine the two terms in Eq. (B7) and set $m \rightarrow 0$. The second term in Eq. (B7) is just the negative of the collinear pdf (see Eq. (26)), and with $\overline{\text{MS}}$ renormalization it is

$$-\frac{a_\lambda(\mu)}{\pi}(2\pi\mu)^{2\epsilon}(1-\xi)\int d^{2-2\epsilon}\mathbf{k}_T\frac{k_T^2}{[k_T^2+m^2]^2}-\overline{\text{MS}}\text{ C.T.}\stackrel{\epsilon\rightarrow 0}{\equiv}-a_\lambda(\mu)(1-\xi)\left[-1+\ln\left(\frac{\mu^2}{m^2}\right)\right].\quad (\text{B8})$$

We may calculate the first term in Eq. (B7) in four dimensions since it is finite. It is

$$\begin{aligned}\frac{a_\lambda(\mu)}{\pi}(1-\xi)\int d^2\mathbf{k}_T e^{-i\mathbf{k}_T\cdot\mathbf{b}_T}\frac{k_T^2}{[k_T^2+m^2]^2}&=2a_\lambda(\mu)(1-\xi)\left[K_0(b_T m)-\frac{b_T m}{2}K_1(b_T m)\right] \\ &=a_\lambda(\mu)(1-\xi)\left[-\ln\left(\frac{b_T^2 m^2 e^{2\gamma_E}}{4}\right)-1\right]+\mathcal{O}(m^2 b_T^2).\end{aligned}\quad (\text{B9})$$

Adding Eq. (B9) and Eq. (B8) and setting $m=0$ gives for Eq. (B7)

$$\begin{aligned}-a_\lambda(\mu)(1-\xi)\ln\left(\frac{b_T^2 \mu^2 e^{2\gamma_E}}{4}\right)&=\sum_j\int_\xi^1\frac{dz}{z}\left[-a_\lambda(\mu)(1-z)\ln\left(\frac{b_T^2 \mu^2 e^{2\gamma_E}}{4}\right)\delta_{jp}\right]\delta(1-\xi/z)\delta_{pp} \\ &=\sum_{j\in p}\int_\xi^1\frac{dz}{z}\tilde{\mathcal{C}}_{q/j}^{(1)}(z,\mathbf{b}_T;\mu)\tilde{f}_{j/p}^{(0)}(\xi/z;\mu).\end{aligned}\quad (\text{B10})$$

So we read off

$$\tilde{\mathcal{C}}_{q/j}^{(1)}(z,\mathbf{b}_T;\mu)=-a_\lambda(\mu)(1-z)\ln\left(\frac{b_T^2 \mu^2 e^{2\gamma_E}}{4}\right)\delta_{jp},\quad (\text{B11})$$

which corresponds to Eq. (101).

The manipulations above work equally well if, instead of the $k_T^2 \rightarrow k_T^2 + m^2$ replacement in Eq. (B8), we used dimensional regularization to handle the collinear divergences, as is more standard in QCD. But the use of m^2 makes the separate rolls of UV and collinear behavior very transparent. The full result for the OPE contains, in addition to the term in Eq. (B11), another term for $j=s$, but we do not write it here since it does enter explicitly in the calculations in the main body of the text.

-
- [1] R. P. Feynman, *Photon-Hadron Interactions* (Benjamin, Reading, MA, 1972).
 - [2] A. Candido, S. Forte, and F. Hekhorn, JHEP **11**, 129 (2020), 2006.07377.
 - [3] J. Collins, T. C. Rogers, and N. Sato, Phys. Rev. D **105**, 076010 (2022), 2111.01170.
 - [4] R. D. Ball, A. Candido, J. Cruz-Martinez, S. Forte, T. Giani, F. Hekhorn, K. Kudashkin, G. Magni, and J. Rojo (NNPDF), Nature **608**, 483 (2022), 2208.08372.
 - [5] A. Courtoy, J. Huston, P. Nadolsky, K. Xie, M. Yan, and C. P. Yuan (2022), 2205.10444.
 - [6] M. Guzzi, T. J. Hobbs, K. Xie, J. Huston, P. Nadolsky, and C. P. Yuan (2022), 2211.01387.
 - [7] U. D'Alesio, C. Flore, and A. Prokudin, Phys. Lett. B **803**, 135347 (2020), 2001.01573.
 - [8] K. Aamodt et al. (ALICE), Eur. Phys. J. **C68**, 345 (2010), 1004.3514.
 - [9] L. Gamberg, M. Malda, J. A. Miller, D. Pitonyak, A. Prokudin, and N. Sato (Jefferson Lab Angular Momentum (JAM), Jefferson Lab Angular Momentum), Phys. Rev. D **106**, 034014 (2022), 2205.00999.
 - [10] J. C. Collins and D. E. Soper, Ann. Rev. Nucl. Part. Sci. **37**, 383 (1987).
 - [11] J. C. Collins, D. E. Soper, and G. F. Sterman, Adv. Ser. Direct. High Energy Phys. **5**, 1 (1989), hep-ph/0409313.
 - [12] J. C. Collins, *Foundations of Perturbative QCD* (Cambridge University Press, Cambridge, 2011).
 - [13] T. Liu, PoS **CD2018**, 036 (2019).
 - [14] R. Abdul Khalek et al., Nucl. Phys. A **1026**, 122447 (2022), 2103.05419.
 - [15] A. V. Efremov and O. V. Teryaev, Sov. J. Nucl. Phys. **36**, 140 (1982).
 - [16] J.-W. Qiu and G. F. Sterman, Phys. Rev. Lett. **67**, 2264 (1991).
 - [17] R. L. Jaffe and X.-D. Ji, Nucl. Phys. B **375**, 527 (1992).
 - [18] X. Ji, Nucl. Phys. **B402**, 217 (1993).
 - [19] R. D. Tangerman and P. J. Mulders (1994), hep-ph/9408305.
 - [20] P. J. Mulders and R. D. Tangerman, Nucl. Phys. B **461**, 197 (1996), [Erratum: Nucl.Phys.B 484, 538–540 (1997)], hep-ph/9510301.
 - [21] A. Bacchetta et al., JHEP **02**, 093 (2007), hep-ph/0611265.

- [22] J.-W. Qiu, T. C. Rogers, and B. Wang, Phys. Rev. D **101**, 116017 (2020), 2004.13193.
- [23] M. Boglione, A. Dotson, L. Gamberg, S. Gordon, J. O. Gonzalez-Hernandez, A. Prokudin, T. C. Rogers, and N. Sato, JHEP **10**, 122 (2019), 1904.12882.
- [24] M. A. Kimber, A. D. Martin, and M. G. Ryskin, Phys. Rev. **D63**, 114027 (2001), hep-ph/0101348.
- [25] G. Watt, A. D. Martin, and M. G. Ryskin, Eur. Phys. J. **C31**, 73 (2003), hep-ph/0306169.
- [26] B. Guiot, Phys. Rev. D **101**, 054006 (2020), 1910.09656.
- [27] J. C. Collins, Acta Phys. Polon. **B34**, 3103 (2003), hep-ph/0304122.
- [28] A. H. Nayfeh, *Perturbation Methods* (Wiley, New York, 1964), ISBN 0471399175.
- [29] R. Tangerman and P. Mulders, Phys. Rev. **D51**, 3357 (1995), hep-ph/9403227.
- [30] D. Boer, P. J. Mulders, and F. Pijlman, Nucl. Phys. **B667**, 201 (2003), hep-ph/0303034.
- [31] C. W. Gardiner and D. P. Majumdar, Phys. Rev. D **2**, 2040 (1970).
- [32] C. J. Bomhof and P. J. Mulders, in *Proceedings, 15th International Workshop on Deep-inelastic scattering and related subjects (DIS 2007). Vol. 1 and 2: Munich, Germany, April 16-20, 2007* (2007), pp. 627–630, 0706.4017.
- [33] L. Gamberg and Z.-B. Kang, Phys. Lett. **B696**, 109 (2011), 1009.1936.
- [34] M. Anselmino, M. Boglione, J. Gonzalez H., S. Melis, and A. Prokudin, JHEP **1404**, 005 (2014), arXiv:1312.6261.
- [35] A. Signori, A. Bacchetta, M. Radici, and G. Schnell, JHEP **1311**, 194 (2013), arXiv:1309.3507.
- [36] M. Anselmino, M. Boglione, U. D'Alesio, F. Murgia, and A. Prokudin, JHEP **04**, 046 (2017), 1612.06413.
- [37] J. Cammarota, L. Gamberg, Z.-B. Kang, J. A. Miller, D. Pitonyak, A. Prokudin, T. C. Rogers, and N. Sato (Jefferson Lab Angular Momentum), Phys. Rev. D **102**, 054002 (2020), 2002.08384.
- [38] F. Aslan, S. Bastami, A. Mahabir, A. Tandogan, and P. Schweitzer, Phys. Rev. D **106**, 096010 (2022), 2209.02355.
- [39] A. Accardi, M. E. Christy, C. E. Keppel, W. Melnitchouk, P. Monaghan, J. G. Morfin, and J. F. Owens, Phys. Rev. D **81**, 034016 (2010), 0911.2254.
- [40] A. Accardi, L. T. Brady, W. Melnitchouk, J. F. Owens, and N. Sato, Phys. Rev. D **93**, 114017 (2016), 1602.03154.
- [41] A. V. Konychev and P. M. Nadolsky, Phys. Lett. **B633**, 710 (2006), hep-ph/0506225.
- [42] J. C. Collins and D. E. Soper, Nucl. Phys. **B197**, 446 (1982).
- [43] T. C. Rogers, Eur. Phys. J. A **52**, 153 (2016), 1509.04766.
- [44] J. O. Gonzalez-Hernandez, T. C. Rogers, and N. Sato, Phys. Rev. D **106**, 034002 (2022), 2205.05750.
- [45] P. M. Nadolsky, D. R. Stump, and C. P. Yuan, Phys. Rev. **D64**, 114011 (2001), hep-ph/0012261.
- [46] R. Taghavi and A. Mirjalili, Mod. Phys. Lett. A **32**, 1750040 (2017), 1601.04228.
- [47] I. Scimemi and A. Vladimirov, JHEP **06**, 137 (2020), 1912.06532.
- [48] A. Bacchetta, V. Bertone, C. Bissolotti, G. Bozzi, M. Cerutti, F. Piacenza, M. Radici, and A. Signori (MAP), JHEP **10**, 127 (2022), 2206.07598.
- [49] M. Constantinou et al., Prog. Part. Nucl. Phys. **121**, 103908 (2021), 2006.08636.
- [50] J.-C. He, M.-H. Chu, J. Hua, X. Ji, A. Schäfer, Y. Su, W. Wang, Y. Yang, J.-H. Zhang, and Q.-A. Zhang (LPC) (2022), 2211.02340.
- [51] P. Schweitzer, M. Strikman, and C. Weiss, JHEP **1301**, 163 (2013), 1210.1267.
- [52] J. Collins and T. Rogers, Phys. Rev. **D91**, 074020 (2015), 1412.3820.
- [53] M. Grewal, Z.-B. Kang, J.-W. Qiu, and A. Signori, Phys. Rev. D **101**, 114023 (2020), 2003.07453.
- [54] J. Collins, L. Gamberg, A. Prokudin, T. C. Rogers, N. Sato, and B. Wang, Phys. Rev. D **94**, 034014 (2016), 1605.00671.
- [55] T. Rogers, Mod. Phys. Lett. A **35**, 2030021 (2020), 2008.05351.
- [56] A. Bacchetta, F. Conti, and M. Radici, Phys. Rev. D **78**, 074010 (2008), 0807.0323.
- [57] Z.-B. Kang, J.-W. Qiu, and H. Zhang, Phys. Rev. D **81**, 114030 (2010), 1004.4183.
- [58] J. V. Guerrero and A. Accardi (2020), 2010.07339.
- [59] M. Boglione, J. O. G. Hernandez, S. Melis, and A. Prokudin, JHEP **02**, 095 (2015), 1412.1383.
- [60] *Yukawa theory, dis calculation*, <https://sites.google.com/odu.edu/tedrogers/code>.