

BEVPoolv2: A Cutting-edge Implementation of BEVDet Toward Deployment

Junjie Huang* Guan Huang
PhiGent Robotics

junjie.huang, guan.huang@phigent.ai

Abstract

*We release a new codebase version of the BEVDet, dubbed branch dev2.0. With dev2.0, we propose BEVPoolv2 upgrade the view transformation process from the perspective of engineering optimization, making it free from a huge burden in both calculation and storage aspects. It achieves this by omitting the calculation and preprocessing of the large frustum feature. As a result, it can be processed within **0.82 ms** even with a large input resolution of 640×1600 , which is **15.1 times** the previous fastest implementation. Besides, it is also less cache consumptive when compared with the previous implementation, naturally as it no longer needs to store the large frustum feature. Last but not least, this also makes the deployment to the other backend handy. We offer an example of deployment to the TensorRT backend in branch dev2.0 and show how fast the BEVDet paradigm can be processed on it. Other than BEVPoolv2, we also select and integrate some substantial progress that was proposed in the past year. As an example configuration, BEVDet4D-R50-Depth-CBGS scores 52.3 NDS on the NuScenes validation set and can be processed at a speed of 16.4 FPS with the PyTorch backend. The code has been released to facilitate the study on <https://github.com/HuangJunJie2017/BEVDet/tree/dev2.0>.*

1. Introduction

The task of multi-camera 3D object detection is fundamental in autonomous driving, which draws great attention in both the research and the industry community recently. Since the scalable paradigm BEVDet [2] was first introduced to this problem, we have witnessed a mass of progress [1, 5, 3, 7, 6, 4, 10, 8, 12] in the past year. With this technical report and the released code, we offer a new codebase version of the BEVDet, dubbed dev2.0. BEVDet-dev2.0 is deployment oriented with an outstanding trade-off between inference speed and accuracy. It inherits the advantages of the BEVDet [2] while is further developed

from several aspects like engineering optimization of some modules and feature integration of some recent progress.

This script is more like a tech report rather than a thesis. Detailed introduction and ablation of some modifications are omitted as they are consistent with the papers they first appear in. We sincerely thanks them for their great contributions to this area. In the following, we'll introduce how we develop branch dev2.0 from the perspective of deployment. Some quantitative results with both accuracy and inference speed are listed to reveal the power of branch dev2.0.

2. Modification

2.1. BEVPoolv2

One of the main drawbacks of the Lift-Splat-Shoot view transformer [9] is that it has to compute, store, and preprocess the frustum feature with a large size of (N, D, H, W, C) , where N, D, H, W and C are the number of views, the class number of depth, the height of the feature size, the width of the feature size, and the channel number of feature respectively. As illustrated in the left of Fig. 1, it is computed with the depth score in size of (N, D, H, W) and the feature in size of (N, H, W, C) . Then it is preprocessed alone with the voxel index, which indicates the voxel that the frustum points belong to and is computed according to the camera's intrinsic and extrinsic. The preprocessing includes filtering the frustum points that are out of the scope of all voxels and sorting the frustum points according to their voxel index. After that, the frustum points within the same voxel are aggregation by cumulative sum [9]. Instead of cumulative sum, BEVPool in BEVFusion [6] uses multiple processing threads to accelerate this procedure. However, it still needs to compute, store and preprocess the frustum feature, which is both memory-consumptive and calculation consumptive. A similar situation can be observed in BEVDepth [5] and BEVStereo [3] with VoxelPool. As illustrated in Fig. 2 and Fig.3, when the input resolution is increased, their efficiency degenerates obviously and the memory requirement boosts to an extremely high level. For example with a depth dimension of 118 and an input resolution of 640×1760 , the previous fastest implementation can

*Corresponding author.

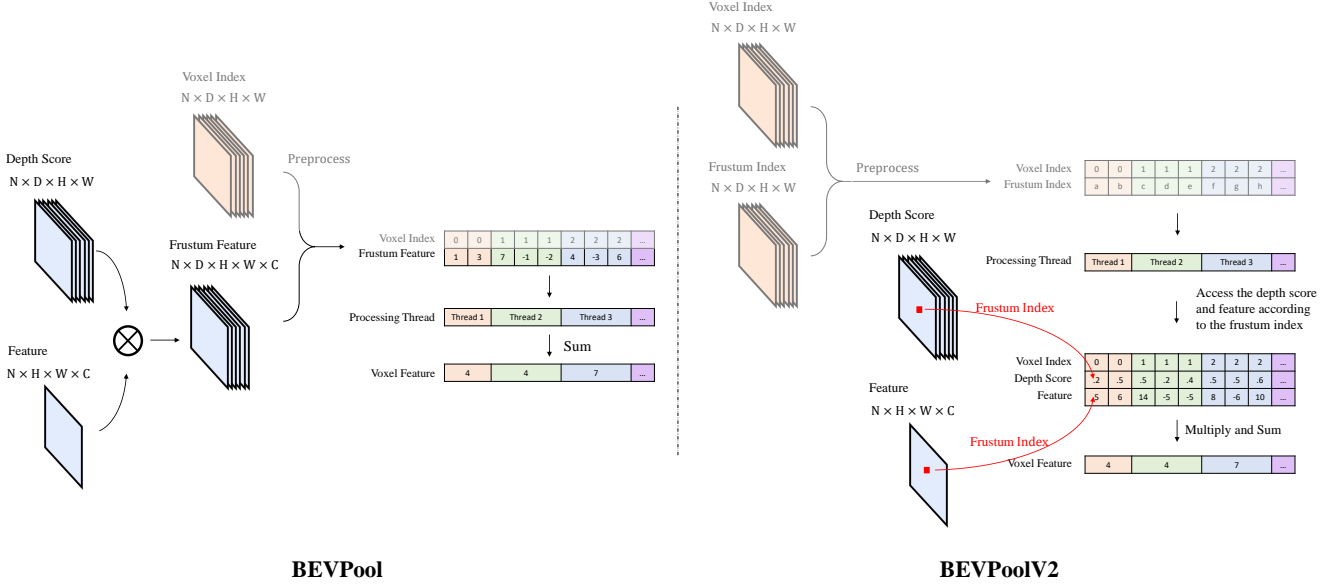


Figure 1: Illustration of BEVPool from BEVFusion [6] and BEVPoolv2 from BEVDet-dev2.0. The part in low transparency can be pre-computed offline.

only be processed at 81 FPS and occupies cache memory up to 2,964 MB. It is obviously infeasible on edge devices.

We propose BEVPoolv2 in branch dev2.0 with engineering optimization to completely get rid of this drawback. As illustrated in the right of Fig. 1, the idea is very simple. We just use the index of frustum point as a trace of them to be preprocessed along with their voxel index. Then we access the value of the frustum point feature in the processing thread according to the frustum index. In this way, we avoid explicitly computing, storing, and preprocessing the frustum feature. Thus, the memory and calculation can be saved and the inference can be further speeded up. Both the voxel index and frustum index can be pre-computed and preprocessed offline. During the inference, they just act as fixed parameters.

As illustrated in Fig. 2, with pre-computation acceleration, the inference speed of the BEVPoolv2 is up to 4,863 PFS in a low input resolution of 256×704 and still maintains 1,509 FPS in high resolution of 640×1760 . It is 3.1 times the previous fastest implementation in a low input resolution of 256×704 and 8.2 times in a high resolution of 640×1760 . BEVPoolv2 is so fast that makes the view transformation no longer to be the bottleneck in the hold pipeline. Last but not least, the memory saved by avoiding storing the frustum feature is also appealing. As illustrated in Fig. 3, the memory requirement of the ours implementation is far less than that of the previous implementations and can be maintained at an extremely low value when the input solution is increasing. This makes the Lift-Splat-Shoot view transformer feasible to be deployed on edge devices.

2.2. TensorRT

We support the conversion of the BEVDet paradigm from PyTorch to TensorRT in our codebase. We list the inference latency of some configurations in Tab. 1 for reference. With the TensorRT-FP16 backend, BEVDet-R50 [2] configuration with 256×704 input resolution can be processed at 138.9 FPS on an NVIDIA GeForce RTX 3090 GPU.

Table 1: Inference speed of different backends with BEVDet-R50 [2] configuration on an NVIDIA GeForce RTX 3090 GPU. We omit the postprocessing, which runs about 14.3 ms with the PyTorch backend.

Backend	256×704	384×1056	512×1408	640×1760
PyTorch	37.9	64.7	105.7	154.2
TensorRT	18.4	25.9	40.0	58.3
TensorRT-FP16	7.2	10.6	15.3	21.2

2.3. Receptive Field

In the previous version of BEVDet [2], we inherit the receptive field from CenterPoint [11] without modification. The receptive field in CenterPoint takes the origin of the Lidar coordinate system as the center. However, it is inconsistent with the receptive field in evaluation, which takes the ego (IMU) coordinate system as the center. The inconsistency will lead to performance degeneration. We follow BEVDepth [5] to set the origin of the ego coordinate system as the center of the receptive field.

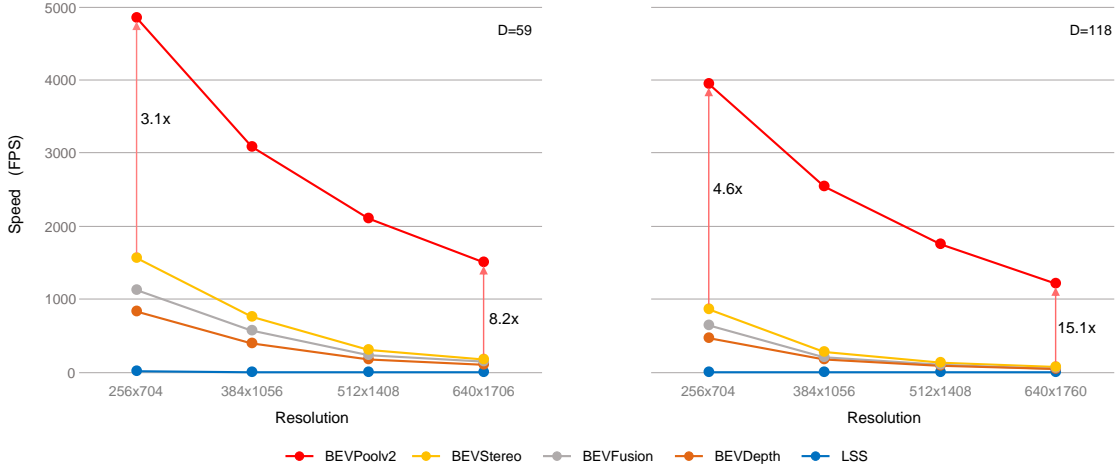


Figure 2: Inference speed of different implementation of Lift-Splat-Shoot view transformation. When the number of depth classes is set as $D = 59$, the implementation of branch dev2.0, dubbed BEVPoolv2 is 3.1 times the previous fastest implementation in a low input resolution of 256×704 and 8.2 times in a high resolution of 640×1760 .

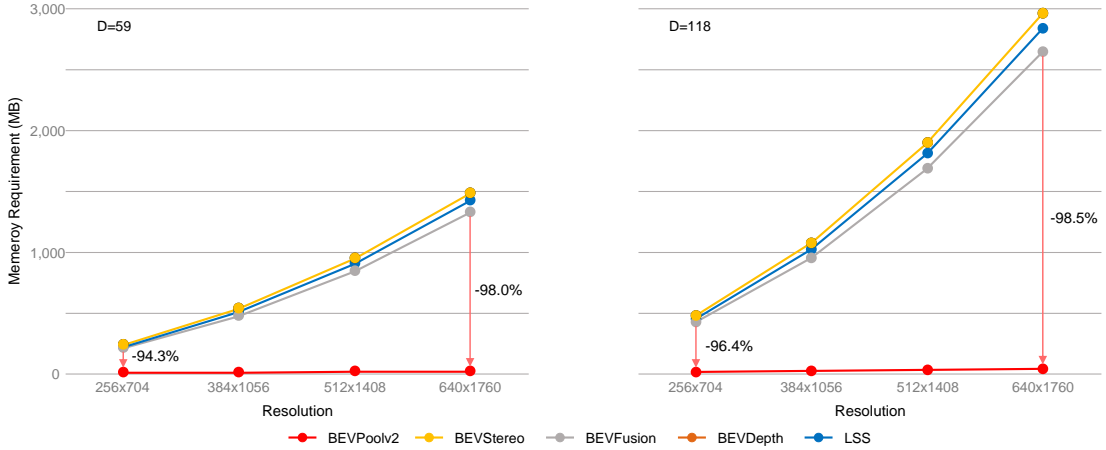


Figure 3: Memory requirement of different implementation of Lift-Splat-Shoot view transformation. When the number of depth classes is set as $D = 59$, the implementation of branch dev2.0, dubbed BEVPoolv2 need just 5.7% memory requirement of the previous fastest implementation in a low input resolution of 256×704 and 2.0% in a high resolution of 640×1760 .

2.4. Other Modifications

BEVDepth We support all techniques in BEVDepth [5] including the depth supervision from Lidar, depth correction, and camera-aware depth prediction.

Temporal Fusion We introduce the long-term fusion in SOLOFusion [8] to upgrade the temporal fusion paradigm in BEVDet4D [1].

Stereo Depth Estimation So far, we haven't integrated any technique for stereo depth prediction like BEVStereo [3], STS [10], or SOLOFusion [8]. We consider that they trade too much inference time for small accuracy improvement when compared with other factors like increasing the input resolution or increasing the backbone size. Besides, all the paradigms relied on cost volume are too complicated to be deployed to other platforms. More effort is needed in this promising direction.

2.5. BEVDet4D-R50-Depth-CBGS

We construct the BEVDet4D-R50-Depth-CBGS configuration as an example, which integrates all the aforementioned features. It scores 52.3 NDS and can be processed at 16.4 FPS with the PyTorch backend on an NVIDIA GeForce RTX 3090 GPU.

Autonomous Driving. *arXiv e-prints*, pages arXiv–2205, 2022.

References

- [1] Junjie Huang and Guan Huang. BEVDet4D: Exploit Temporal Cues in Multi-camera 3D Object Detection. *arXiv e-prints*, pages arXiv–2203, 2022.
- [2] Junjie Huang, Guan Huang, Zheng Zhu, and Dalong Du. BEVDet: High-performance Multi-camera 3D Object Detection in Bird-Eye-View. *arXiv e-prints*, pages arXiv–2112, 2021.
- [3] Yinhao Li, Han Bao, Zheng Ge, Jinrong Yang, Jianjian Sun, and Zeming Li. BEVStereo: Enhancing Depth Estimation in Multi-view 3D Object Detection with Dynamic Temporal Stereo. *arXiv e-prints*, pages arXiv–2209, 2022.
- [4] Yanwei Li, Yilun Chen, Xiaojuan Qi, Zeming Li, Jian Sun, and Jiaya Jia. Unifying Voxel-based Representation with Transformer for 3D Object Detection. *arXiv e-prints*, pages arXiv–2206, 2022.
- [5] Yinhao Li, Zheng Ge, Guanyi Yu, Jinrong Yang, Zengran Wang, Yukang Shi, Jianjian Sun, and Zeming Li. BEVDepth: Acquisition of Reliable Depth for Multi-view 3D Object Detection. *arXiv e-prints*, pages arXiv–2206, 2022.
- [6] Tingting Liang, Hongwei Xie, Kaicheng Yu, Zhongyu Xia, Zhiwei Lin, Yongtao Wang, Tao Tang, Bing Wang, and Zhi Tang. BEVFusion: A Simple and Robust LiDAR-Camera Fusion Framework. *arXiv preprint arXiv:2205.13790*, 2022.
- [7] Zhijian Liu, Haotian Tang, Alexander Amini, Xinyu Yang, Huizi Mao, Daniela Rus, and Song Han. BEVFusion: Multi-Task Multi-Sensor Fusion with Unified Bird’s-Eye View Representation. *arXiv preprint arXiv:2205.13542*, 2022.
- [8] Jinhyung Park, Chenfeng Xu, Shijia Yang, Kurt Keutzer, Kris Kitani, Masayoshi Tomizuka, and Wei Zhan. Time Will Tell: New Outlooks and A Baseline for Temporal Multi-View 3D Object Detection. *arXiv e-prints*, pages arXiv–2210, 2022.
- [9] Jonah Philion and Sanja Fidler. Lift, splat, shoot: Encoding images from arbitrary camera rigs by implicitly unprojecting to 3d. In *Proceedings of the European Conference on Computer Vision*, pages 194–210. Springer, 2020.
- [10] Zengran Wang, Chen Min, Zheng Ge, Yinhao Li, Zeming Li, Hongyu Yang, and Di Huang. STS: Surround-view Temporal Stereo for Multi-view 3D Detection. *arXiv e-prints*, pages arXiv–2208, 2022.
- [11] Tianwei Yin, Xingyi Zhou, and Philipp Krahenbuhl. Center-based 3d object detection and tracking. In *Proceedings of the IEEE Conference on Computer Vision and Pattern Recognition*, pages 11784–11793, 2021.
- [12] Yunpeng Zhang, Zheng Zhu, Wenzhao Zheng, Junjie Huang, Guan Huang, Jie Zhou, and Jiwen Lu. BEVerse: Unified Perception and Prediction in Birds-Eye-View for Vision-Centric