

Visual-tactile Fusion for Transparent Object Grasping in Complex Backgrounds

Shoujie Li*, *Student Member, IEEE*, Haixin Yu*, Wenbo Ding, *Member, IEEE*, Houde Liu, *Member, IEEE*, Linqi Ye, *Member, IEEE*, Chongkun Xia, *Member, IEEE*, Xueqian Wang, *Member, IEEE*, Xiao-Ping Zhang, *Fellow, IEEE*

Abstract

The accurate detection and grasping of transparent objects are challenging but of significance to robots. Here, a visual-tactile fusion framework for transparent object grasping under complex backgrounds and variant light conditions is proposed, including the grasping position detection, tactile calibration, and visual-tactile fusion based classification. First, a multi-scene synthetic grasping dataset generation method with a Gaussian distribution based data annotation is proposed. Besides, a novel grasping network named TGCNN is proposed for grasping position detection, showing good results in both synthetic and real scenes. In tactile calibration, inspired by human grasping, a fully convolutional network based tactile feature extraction method and a central location based adaptive grasping strategy are designed, improving the success rate by 36.7% compared to direct grasping. Furthermore, a visual-tactile fusion method is proposed for transparent objects classification, which improves the classification accuracy by 34%. The proposed framework synergizes the advantages of vision and touch, and greatly improves the grasping efficiency of transparent objects.

*The authors contributed equally to this work.

This work is supported in part by the grant from the Institute for Guo Qiang of Tsinghua University 2020GQG1004, by Tsinghua Shenzhen International Graduate School (QD2021013C, QD2022009C), the Shenzhen Science Fund for Distinguished Young Scholars (RCJC20210706091946001), Guangdong Special Branch Plan for Young Talent with Scientific and Technological Innovation (2019TQ05Z111). (Corresponding author: Wenbo Ding & Houde Liu, ding.wenbo@sz.tsinghua.edu.cn & liu.hd@sz.tsinghua.edu.cn)

Shoujie Li, Haixin Yu, Wenbo Ding, Houde Liu, Chongkun Xia, Xueqian Wang, Xiao-Ping Zhang are with Tsinghua Shenzhen International Graduate School, 518055 Shenzhen, China.

Wenbo Ding is also with the RISC-V International Open Source Laboratory, Shenzhen 518055, China.

Linqi Ye is with the Department of Intelligent Control, Qianyuan Institute of Science, 310024 Hangzhou, China.

Xiao-Ping Zhang is also with the Department of Electrical, Computer and Biomedical Engineering, Ryerson University, Toronto, ON M5B 2K3, Canada.

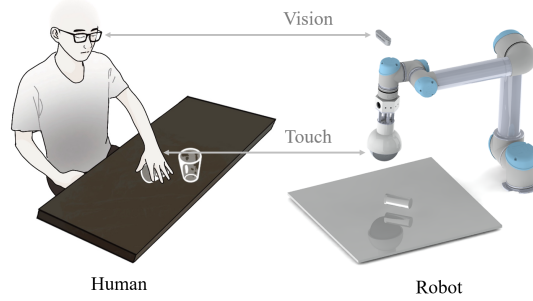


Fig. 1. The visual-tactile fusion framework inspired by human grasping.

Index Terms

Transparent object grasping, complex backgrounds, synthetic transparent object dataset, tactile calibration, visual-tactile fusion.

I. INTRODUCTION

Transparent objects are ubiquitous in people's daily life, but it is very challenging for robots to accurately detect and grasp them. This is mainly because the surface appearance of the transparent objects changes drastically with the background variation, which makes the classical visual detection a highly difficult task. Therefore, how to realize accurate and robust detection for transparent or reflective objects towards the efficient grasp has attracted tremendous interests in recent years. Representative works include the multi-modal transfer learning method [1], the plenoptic sensing approach [2], the transparent depth information complimenting method [3], etc. Nevertheless, these methods usually assume the transparent objects placed in a static background without complex patterns. And such grasping condition can not hold in practice. Hence, it is meaningful and important to develop a grasping method for transparent objects that can adapt to versatile backgrounds, e.g., the objects placed on soft or fluid surface, with complex background patterns, and with unpredictable lighting conditions.

To this end, this study aims to solve the problem of recognizing, grasping, and classifying transparent objects in complex backgrounds and lighting conditions. To achieve transparent object detection in complex backgrounds, Xie *et al.* proposed the Trans10K-v2 [4] dataset for transparent object segmentation [5]. However, the existing dataset does not contain the grasping positions, which is crucial to a successful grasping. In this paper, a method of synthetic dataset generation and annotation for transparent objects is proposed. For dataset generation, we only need to import the 3D model of the transparent objects

into Blender [6] and set different styles of backgrounds, lighting, and camera positions to quickly get a low-cost and high-precision dataset. Moreover, we propose a method for generating ground truth grasping position using a continuous Gaussian representation, which can represent the optimal grasping position more accurately. Based in this dataset, a novel grasping network named transparent object grasping convolutional neural network (TGCNN) is proposed, which can achieve transparent object detection under complex backgrounds and lights using the synthetic dataset only.

Although the grasping position detection network has high detection accuracy, some occasionally-occurred deviation in the gripping position outputted by the network may result in grasping failure. To increase the success rate of grasping, a tactile calibration method for grasping transparent objects is proposed, which uses tactile sensation to precept the object position in the target area and adjusts the grasping position accordingly. Apart from grasping, tactile perception is also important for the classification of transparent objects because of the unsatisfactory performance of visual-based approach on classifying transparent objects with similar shapes but different textures.

Inspired by the grasping action of humans as shown in Fig. 1, a framework based on visual-tactile fusion in complex backgrounds is proposed, which consists of three parts: the grasping position detection, the tactile calibration, and the visual-tactile fusion based classification. The framework utilizes the tactile sensation to compensate the limitation of vision in the detection of transparent objects, which not only largely improves the success rate of grasping by 30% but also greatly improves the classification accuracy of transparent objects by 34%. Specifically, the contributions of this work are trifold:

- To achieve transparent object grasping position detection, a synthetic dataset containing 2,000 scenes and a transparent object grasping network is designed which can be directly applied to real scenes after training on the synthetic dataset, and we demonstrate its generalization performance under diverse backgrounds and lighting conditions.
- A tactile calibration grasping method and a visual-tactile fusion based transparent objects classification method are proposed to compensate the gripping position deviation.
- In the real-world system implementation, the framework demonstrates its capability from grasping and classifying common transparent objects to transparent fragments with irregular shapes in complex backgrounds.

The rest of this paper is organized as follows. The related work of transparent object detection and grasping is introduced in Section II. The hardware system is detailed in Section III. Section IV presents the synthetic data preparation, the grasping position detection network, the tactile calibration method, and the visual-tactile fusion based classification method. Furthermore, experimental validations and analyses

are carried out in Section V. Finally, Section VI concludes this paper.

II. RELATED WORK

A. Transparent Object Dataset

The dataset annotation of the transparent objects is significantly more difficult than that of the ordinary ones because it is sometimes not easy for humans to find the transparent objects in real-world scenarios, let alone annotate images at the pixel level.

Currently, the existing transparent object datasets are oriented towards tasks such as classification, segmentation, depth information complementation, and pose estimation. Chen *et al.* collected a transparent object dataset for matting, which has 876 real-scene images and 178K synthetic transparent objects images generated by POV-Ray [7]. Xie *et al.* proposed a transparent dataset Trans10K containing 10,428 real data [5], but it only distinguished between transparent and non-transparent objects with fewer types, and then further subdivided transparent objects and proposed a dataset containing 11 attribute features Trans10K-v2 [4]. In terms of depth-completion and pose estimation, Sajjan *et al.* proposed a transparent object dataset containing real and synthetic scenes, and the transparent objects in the scenes can be applied for depth-completion and subsequent grasping operations [3]. Liu *et al.* proposed a TOD dataset and a set of data annotation methods, which contains binocular images and pose information, and subsequent grasping operations that can be performed [8]. In addition to the above transparent object datasets, there are also some recent works to propose large-scale transparent object physical datasets and annotation methods. Liu *et al.* presented a large-scale stereo RGB image object pose estimation dataset named the StereOBJ-1M dataset [9]. This dataset contains over 396K frames and over 1.5M annotations of 18 objects recorded in 183 scenes constructed in 11 different environments, where 7 of the 18 objects are transparent. Fang *et al.* proposed TransCG, a large-scale real-world dataset for transparent object depth completion and grasping, which contains 57,715 RGB-D images from 130 different scenes [10]. However, all the object instances in TransCG are accompanied by visually obscuring external labels which may not exist in natural environments. Chen *et al.* contributed a large-scale real-world RGB-Depth transparent object dataset named ClearPose to serve as a benchmark dataset for segmentation, scene-level depth completion, and object-centric pose estimation tasks [11].

Although these datasets contain larger data information, for robot grasping, more complex dataset need to be designed according to different scenes ,objects and gripper. Besides, although the manual labeling dataset scheme has good detection effect in real scenes, it is costly, prone to labeling errors, and unsuitable for large-scale promotion. Therefore, in this paper, a method to build synthetic dataset and

accurate labeling using the Blender software is proposed, which can achieve good detection results in practical tests.

B. Transparent Object Recognition

Previous researches on the grasping of transparent objects mainly focus on the field of visual detection. The transparent object detection method can be divided into two types: traditional physical features based detection methods and deep learning based ones.

Traditional methods distinguish transparent objects mainly based on the deformation, reflection, and image gradient changes in the transparent object's area. Guo *et al.* proposed a template matching method based on gradient grid, which can find transparent objects based on the change of image gradient information since the local features of transparent objects change with the transformation of background and illumination [12]. Fritz *et al.* proposed an additive latent feature model based on the feature that the texture of transparent objects originates from the background [13]. McHenry *et al.* proposed a hierarchical SVM-based glass edge recognition model based on the background texture distortion and reflection phenomenon at the glass edge [14]. Maeno *et al.* used a light field camera to acquire images and proposed a light field distortion feature (LDF) to describe the light field distortion caused by the refraction of transparent objects [15].

The development of deep learning techniques provides a new way for the transparent object detection. Khaing *et al.* used a convolutional neural network called Single Shot MultiBox Detector (SSD) for transparent object detection tasks with good performance [16]. Xie *et al.* proposed a novel Transformer-based segmentation pipeline termed Trans2Seg [5]. Fan *et al.* applied the detection of transparent objects to dynamic scenes, and proposed a recognition tracking network TransATOM, which can stably track the transparent objects appearing in the video and obtain more robust extraction results [17]. It should be noted that deep learning methods demonstrated superior robustness than traditional methods especially in the more complex scenarios of transparent object recognition, which have attracted tremendous research interests.

C. Transparent Object Grasping

Apart from the recognition, the transparent object grasping is another challenging task. Besides the position of the transparent object, the optimal grasping position and angle should be considered as well during grasping. Weng *et al.* proposed a multi-modal transfer learning method for transparent and reflective objects grasping of transparent objects using multi-modal perception techniques [1]. Zhou *et al.* proposed a GlassLoc algorithm for grasp pose detection of transparent objects in transparent clutter using plenoptic

sensing, which solved the grasping problem in the case of stacked transparent objects [2]. Sajjan *et al.* proposed a transparent depth information complementation method to grasp transparent objects [3]. Liu *et al.* proposed a keypoint-based method for estimating the 6D poses of objects using stereo image input, which can be easily applied to transparent object grasping [8]. Ichnowski *et al.* rendered depth maps of transparent objects using neural radiation fields (NeRF) to infer the geometry of transparent objects and perform planar grasping [18]. Cao *et al.* proposed a fuzzy-depth soft grasping (FSG) algorithm for Tstone-Soft (TSS) gripper [19].

Although the existing methods have obtained good results in grasping, most of them are for static and relatively simple backgrounds. In practice, the backgrounds under the transparent objects are often complex, so it is important to propose a method to achieve the grasping of transparent objects in complex backgrounds.

III. HARDWARE DESCRIPTION

The human hand has sensitive tactile perception because its surface is covered with dense tactile nerves [20], which are sensitive to contact forces and textures. Although a variety of tactile sensors have been designed for robots, such as piezoelectric sensors [21]–[23], capacitive sensors [24]–[26], and piezoresistive sensors [27]–[29], the resolution is still not comparable to human hands.

Thanks to the commercialization and miniaturization of the CMOS image sensor, a series of tactile detection devices based on the optical imaging mechanism are invented and realize high resolution sensing with low costs, e.g., Gelsight [30], Gelsim [31] and FingerVision [32]. However, such devices are mainly designed for fingertips and cannot acquire the overall contour of the contacted object. In addition, they are mostly used a silicone plus transparent acrylic sheet solution which has limited surface deformation capability.

The experimental setup is shown in Fig. 2(A). A RealSense D435i camera is fixed on top frame, which can acquire 480*640 image information, and the gripper is attached to the UR5 robotic arm. Two LED lights are used to provide light to the entire platform. To correspond the coordinate system of tactile and vision, we first calibrate the internal and external reference of RealSense D435i camera to establish the relationship between the camera and the world coordinate system, and then rotate and translate the coordinate system of the robot arm to establish the relationship between the robot arm and the world coordinate system, and finally establish the relative position of the tactile coordinate system and the robot arm by setting mark points on the background plane.

Here, a universal soft gripper named TaTa is used [33], as shown in Fig. 2(B), which has tactile perception on the whole surface and is more like a palm compared to Gelsight. TaTa adopts the grasping

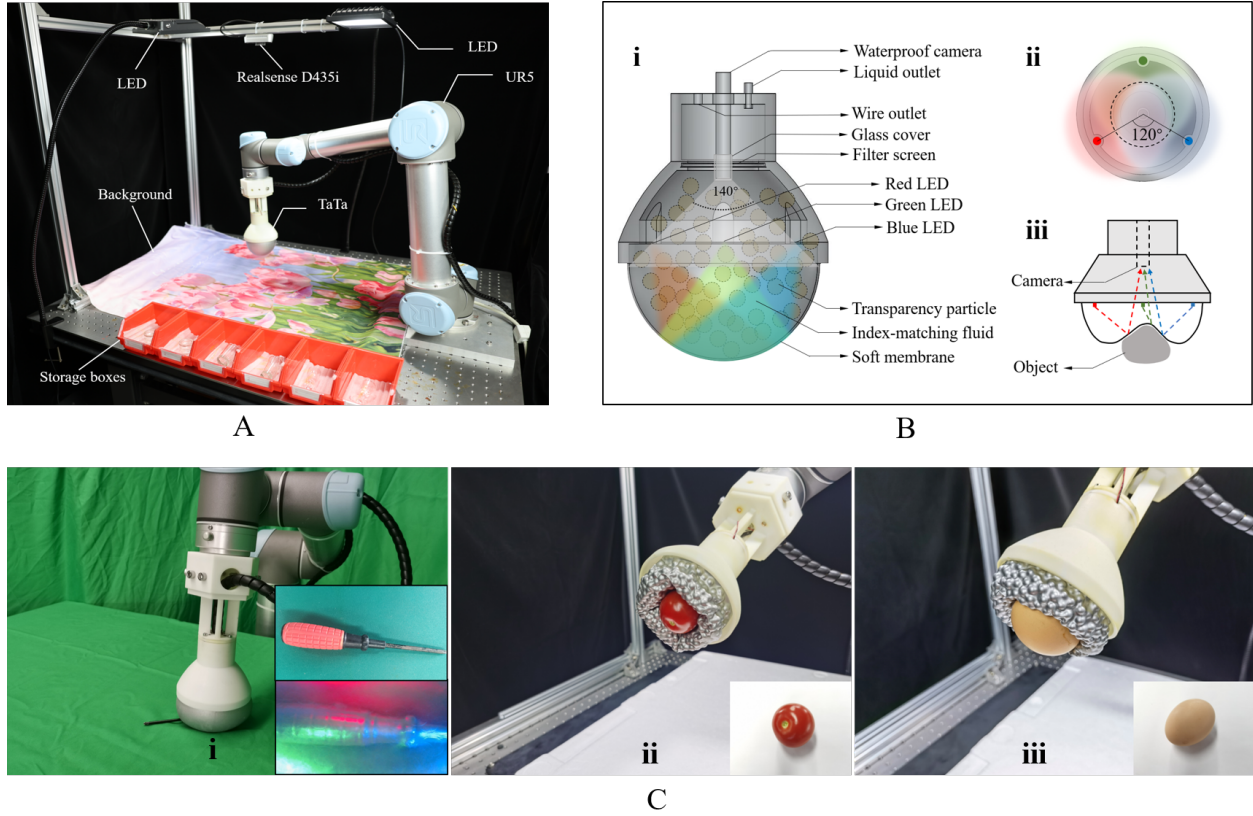


Fig. 2. Hardware introduction. (A) Visual-tactile fusion grasping experimental platform. (B) TaTa introduction. (i) The schematic diagram of the gripper; (ii) The layout of the LEDs plane; (iii) The schematic diagram of the light path. (C) TaTa grasping and perception test diagram. (i) The picture of TaTa perceiving screwdriver. (ii) The picture of TaTa Grasping Tomato; (iii) The picture of TaTa Grasping egg.

principle of particles jamming and vision-based tactile detection technology, using the principle of refractive index matching to design a solution with the same refractive index [34], overcoming the interference of internal particles on the internal camera, so that it not only has a large area of high-quality tactile detection ability but also has a stable object grasping ability. TaTa integrates sensing and grasping, enabling stable grasping of objects without the need for complex planning algorithms.

The refractive index matching principle means that when the solution has the same refractive index as the particles, the particles will disappear in the solution, thus overcoming the influence of the particles on the camera detection. In order to achieve this, we experimented with various solutions and finally chose 59% NaI, 0.5% $\text{Na}_2\text{S}_2\text{O}_3$ and high borosilicate glass after combining various indexes such as safety, volatility and mobility. The tactile perception effect of the screwdriver is shown in Fig. 2(C)(i).

Because transparent objects are fragile, to verify whether the gripper can achieve transparent object

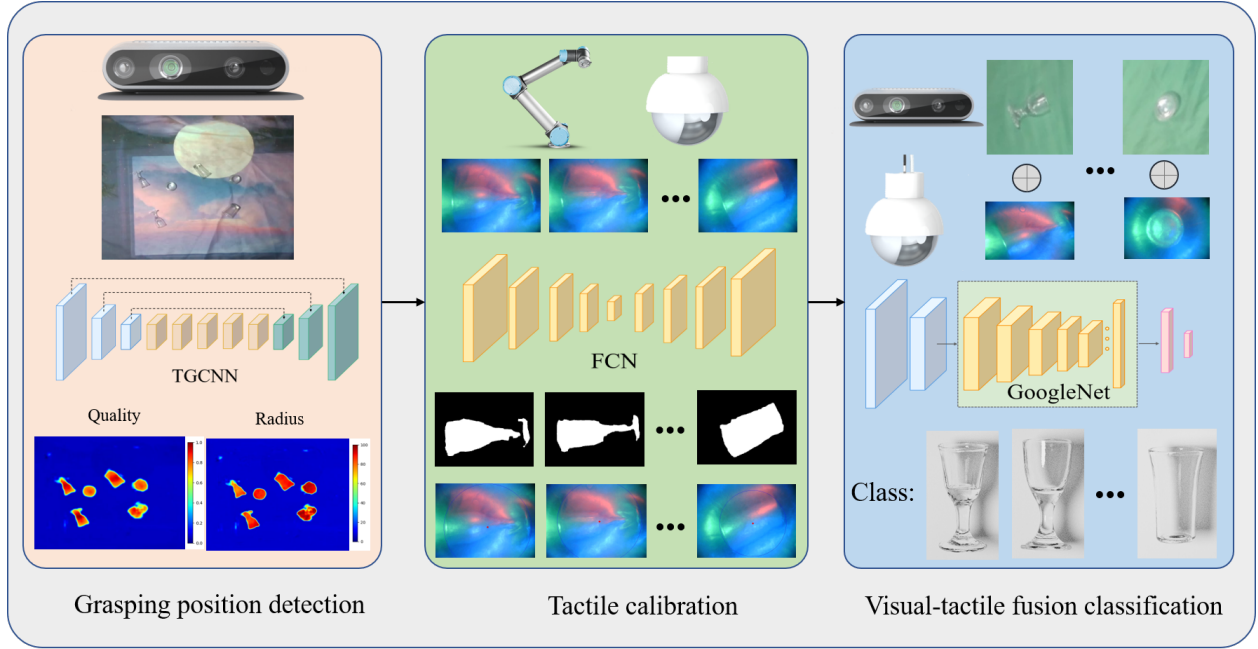


Fig. 3. Transparent object visual-tactile fusion grasping framework.

grasping, experiments on tomatoes and eggs grasping are designed, as shown in Fig. 2(C)(ii) and Fig. 2(C)(iii). The experimental results prove that the gripper can easily achieve the grasping of fragile objects. Meanwhile, we upgrade the problem of small imaging range of the previous version of TaTa gripper by using the camera with a larger imaging range and improving the waterproof ability to make it have better detection performance and durability.

IV. METHODOLOGY

The software framework of transparent object grasping is depicted in Fig. 3. Firstly, we get the grasping position of the transparent object by TGCNN, and control the gripper to reach the grasping position, calibrate the grasping position by using tactile perception to get a suitable grasping position. Then, we use the visual-tactile fusion method to identify the class of object, control the gripper to drop down to complete the grasping, and put the object into the corresponding area. In the following, we will introduce the four parts of the dataset generation, the transparent object grasping position detection, the tactile calibration algorithm, and the visual-tactile fusion classification algorithm.

A. Dataset

It is difficult to collect and annotate dataset manually, especially for transparent objects. Changes in lighting and background can cause significant changes in the appearance of transparent objects, which



Fig. 4. Scene setup for generating the transparent object synthetic dataset using Blender.

are sometimes difficult for even people to discern. Meanwhile, it is difficult to obtain a large number of scenes in reality that include background and lighting changes. Moreover, until now we do not find the related large scale datasets with varying backgrounds that is used for transparent object grasping.

To address this problem, a synthetic transparent objects multi-background grasping dataset containing 12,000 images is made, which is named SimTrans12K, as shown in Fig. 5. The physics engine of Blender as well as the physics-based, ray-tracing Blender Cycles rendering engine are used to render our dataset. We select Blender because it is highly configurable and also has ability to simulate important features of transparent objects, such as surface reflections, refraction, and soft shadows.

SimTrans12K contains 6 types of objects and 2,000 different scenes, among which different scenes are obtained by intercepting movie frames. As many scenes as possible are added to the dataset, including wild scenes and home scenes, etc. In each scene, two lights are used to illuminate the location of the object and create reflection spots on the surface of the object. A camera is placed on top of the transparent object, and the acute angle between the camera optical axis and the z-axis of the world coordinate system is $[0, \frac{\pi}{24}]$. Camera intrinsics are set to that of the Intel RealSense D435i camera. The scene setup for generating the transparent object synthetic dataset using Blender is shown in Fig 4.

To randomly generate the scene, a background was randomly selected, and then one of the six transparent objects is randomly selected and placed on the background. When rendering, the shooting angle of the camera was randomly adjusted, which can make the data in the dataset more diverse. For each scene, the ground truth data includes: (1) monocular RGB render, (2) pose of the camera, (3) pose of the transparent object.

Based on the information obtained during rendering, ground truth labels are generated for training. Generative models such as the GGCNN rely on the same binary ground truth generation during training,




Fig. 5. SimTrans12K Dataset. (A) Synthetic dataset of transparent object. (B) Transparent object on different backgrounds.

but this is incorrect. Binary ground truth labels will lead to the edge and center of labeling having the same weight, so it is easy to make the grasping point deviate from the optimal center and come to the side of the object. It will not only lead to a decline in the grasping success rate, but cause object damage.

To address this, we propose an annotation method using Gaussian distribution. To make the grasping position as close as possible to the center of the object, the center of the annotated object is selected, a grasping quality distribution map that satisfies a Gaussian distribution from this point is generated. In this way, the grasping position near the center of the object has a higher grasping quality than the point away from the center of the object, so it is easier for the gripper to select the center of the object for grasping. Positioning in the center helps TaTa for better tactile detection and reduces the possibility of objects being damaged due to the wrong choice of grasping position. To make the Gaussian representation adapt to different objects and camera positions in the scene, the two farthest points on the object model on the same $x-y$ plane are selected. Then the selected two points are projected onto the rendered image, the half distance between the two projected points is determined as the Gaussian distribution radius, and the center of the line connecting the two points is selected as the center of the Gaussian distribution.

The grasp network could regress a more accurate grasp center thanks to the Gaussian representation. The generation of Gaussian representation is shown in Fig. 6. The object center and Gaussian distribution radius and the binarized labels are obtained directly from the rendering information, which are further processed to obtain the Gaussian representation ground truth labels.

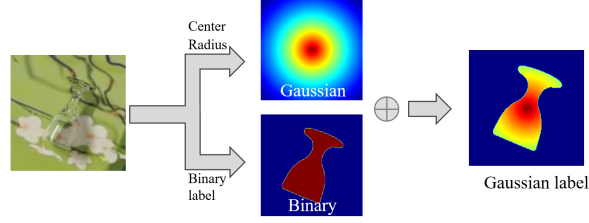


Fig. 6. Gaussian representation of the grasping position.

B. Transparent Object Grasping Position Detection

Due to the unique optical properties, the appearance of transparent objects is easily disturbed by the background, and in many cases it is difficult for even human to directly distinguish the types of transparent objects under different backgrounds, which makes the classification and grasping of transparent objects by vision difficult. Therefore, we adopt the generative grasping model, which can directly generate grasping proposals through images without recognition and classification. The model is expected to learn general properties of transparent objects to detect and grasp unseen transparent objects under complex conditions.

1) *Network Architecture*: Fig. ?? shows the proposed TGCNN model, which is a generative architecture that takes in a 3-channel input RGB image and generates pixel-wise grasps in the form of two images. The 3-channel RGB image is passed through convolutional layers, residual layers and convolution transpose layers to generate two images. Each residual layer contains two convolutional layers, two batch normalization layers and a shortcut connection. At the same time, the skip connections in the network enable the network to obtain more hierarchical information fusion, which make the network more effectively combine scene information to detect transparent objects. TGCNN has only 2,145,154 parameters, so the real-time detection about 32 fps (frames per second) can be achieved (3080 GPU, Laptop). The output image of the network includes grasping quality and grasping radius, and these two parameters can guide the grasping of the TaTa gripper.

2) *Grasp Definition*: TaTa gripper is used to grasp objects perpendicular to a planar. A grasp perpendicular to the $x-y$ plane is defined as $\mathbf{g_r} = (\mathbf{p}, r)$. The grasp is described by the projection of the center position of the gripper $\mathbf{p} = (x, y)$ onto the $x-y$ plane and the height h between the center of the gripper and the $x-y$ plane in Cartesian coordinates. Since the shape of the gripper is hemispherical, and the flexibility of the gripper enables it to be deformed. When the internal medium is fixed, the lower the center of the gripper from the $x-y$ plane after contact with the target object, the more the gripper is compressed and the larger the contact area between the gripper and the object.

To further improve the grasping efficiency of the gripper, an adaptive height dropping method (AHD)




Fig. 7. The influence of different grasping radius r on detection.

is proposed. Since the contact surface is similar to a circle, the index grasping radius r was used to describe the different contact sizes caused by different heights h of the gripper. The influence of different grasping radius r on detection is shown in Fig. 7. A scalar quality measure q , representing the chances of grasp success, is added to the pose. AHD can determine the contact area between the gripper and the detection surface according to the size of the object, and use a small drop height for small objects with high certainty in visual inspection, because for small objects, a smaller drop height can make the gripper obtain complete tactile detection information of the object, and use a larger drop height for large objects, because only a larger drop height will obtain a complete tactile image of the large object as much as possible. The generated grasping radius is smaller when the object detection uncertainty is large, which ensures a balance between safety and detection efficiency when detecting in highly uncertain areas.

We want to detect grasps through a RGB image $\mathbf{I} = \mathbb{R}^{3 \times H \times W}$ with height H and width W , taken from a camera with known intrinsic parameters. In the image coordinate system, a grasp is described by

$$\mathbf{g}_i = (\mathbf{s}, r_i, q), \quad (3)$$

where $\mathbf{s} = (u, v)$ is the centre in image coordinates, r_i is grasping radius in image coordinates. In order to perform the grasp in image space on the robot, we can convert the image coordinates to the robot's frame of reference by the following transformation:

$$\mathbf{g}_r = T_{RC}(T_{CI}(\mathbf{g}_i)), \quad (4)$$

where T_{RC} is a transformation from the camera frame to the world frame and T_{CI} is a transformation from 2D image coordinates to the 3D camera frame.

The above notation can represent multiple grasps in an image. The collective group of all grasps can be denoted as

$$\mathbf{G} = (\mathbf{R}, \mathbf{Q}) \in \mathbb{R}^{2 \times H \times W}, \quad (5)$$

where \mathbf{Q} and \mathbf{R} are each $\mathbb{R}^{H \times W}$ and contain values of quality measure q and grasping radius r_i respectively at each pixel \mathbf{s} .

Grasp candidates \mathbf{g}_i are wanted to create directly by calculating the RGB images, so a mapping M from RGB images to grasp map in the image coordinates was defined: $M(\mathbf{I}) = \mathbf{G}$. From \mathbf{G} the best visible grasp in the image space $\mathbf{g}_i^* = \max_Q \mathbf{G}$ can be calculated, and the equivalent best grasp in world coordinates \mathbf{g}_r^* can be calculated as well. For the case of multiple objects in the same scene, we will sort the visible grasps according to the quality measure q , and select the first N visible grasp, N is manually specified.

We use smooth L1 loss in network training and the loss is defined as:

$$L(G_i, \hat{G}_i) = \begin{cases} 0.5 (G_i - \hat{G}_i)^2, & \text{if } |G_i - \hat{G}_i| < 1 \\ |G_i - \hat{G}_i| - 0.5, & \text{otherwise} \end{cases} \quad (6)$$

Here, G_i denotes the grasp candidate which can be generated by the network, \hat{G}_i is the ground truth grasp.

Because of the particularity of the TaTa gripper, the measurement standard of antipodal grasping is drawn on to propose the index of grasping overlap degree (GOD) to report the performance of the TGCNN algorithm. To train the network, a label mask to each object that is slightly larger than its real mask was used. This is because the TaTa gripper is a tactile gripper, so even if the center of TaTa is outside of the object, as long as TaTa can touch part of the object, the position of the object can be detected successfully. The optimal position is that TaTa can just wrap the object, so that TaTa can complete the global detection of the object with the smallest drop height.

According to the measurement standard of grasping overlap degree(GOD) proposed above, when a grasp circle and the label mask to each object that is slightly larger than its real mask share an intersection over union (IoU) score of greater than 45%, a grasp is considered to be correct.

3) *Synthetic Dataset Experiment*: In our experiment, we evaluate TGCNN in the following scenarios: (a) Image-wise evaluation with unseen background, (b) Object-wise evaluation with unseen object, (c) Effect of Gaussian representation, (d) Multi-objects evaluation in clutter scene, respectively.

(a) Image-wise Evaluation with Unseen Background: For transparent objects, changes in the background can greatly affect their visual features, resulting in recognition errors and grasping failures. To evaluate the detection ability of TGCNN in the unseen background, 6 kinds of objects are selected for training, and test the detection accuracy on the new unseen background. The training dataset we used contains 4,000 images, and another 1000 images with unseen backgrounds were used for testing. Although the synthetic data rendering scheme we used can generate data for a large number of objects in a short time, we hope that the network can learn the general characteristics of transparent objects with very little data, to obtain better detection results and generalization performance.




Fig. 8. Synthetic dataset experiments. (A) Image-wise evaluation with unseen background (B) Object-wise evaluation with unseen object (C) Multi-objects evaluation in the clutter scene.

In the test set containing 1000 images, TGCNN successfully detected a total of 942 objects with an accuracy of 94.2%. Some current well-known open-source projects are implemented and compared, we slightly modify the network of these projects to adapt to our output and detection indicators, and the comparison of TGCNN with these projects is shown in Table I. Accuracy (Gaussian,%) in Table I means we use the Gaussian representation to the label, Accuracy (Binary,%) means we use the Binary representation to the label. Fig. 8(A) shows the detection results of different algorithms. It can be seen that our algorithm has a better performance on the new unseen background than other algorithms.

TABLE I
EXPERIMENTAL RESULTS OF EVALUATION WITH UNSEEN BACKGROUND

Algorithm	Accuracy (Gaussian,%)	Accuracy (Binary,%)
GGCNN	67.2%	27.2%
Redmon	59.3%	42.5%
Ours	94.2%	25.3%

(b) Object-wise Evaluation with Unseen Object: Besides its good performance under new background evaluation, TGCNN is also able to achieve unseen object grasping position detection. An object was chosen from the dataset as a test object that does not appear in the training dataset. At the same time, the backgrounds in the test dataset were guaranteed present in the training dataset. As can be seen from Table II, TGCNN outperforms other algorithms in the grasping position detection of unseen objects. Fig. 8(B) shows the performance of TGCNN and other algorithms.

TABLE II
EXPERIMENTAL RESULTS OF EVALUATION WITH UNSEEN OBJECT

Algorithm	Accuracy (Gaussian,%)	Accuracy (Binary,%)
GGCNN	84.9%	44.3%
Redmon	47.6%	29.8%
Ours	99.5%	71.4%

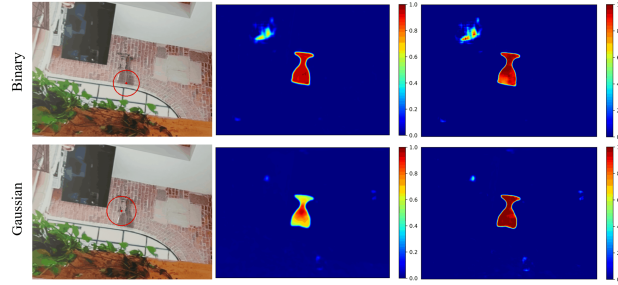


Fig. 9. The comparison of effects with Gaussian representation and Binary representation.

(c) Effect of Gaussian Representation: The grasping position detection accuracy results of annotation using Gaussian representation and binary representation were compared, as shown in Table I and Table II. After the usage of Gaussian representation, the accuracy of our algorithm is greatly improved compared with binary representation, and all other algorithms also have an improvement because of the usage of Gaussian representation. In binary representation, the accuracy of our algorithm is not the highest, because our algorithm can well detect the overall characteristics of transparent objects, even the boundary, while other algorithms can only detect the middle position of transparent objects. Fig. 9 shows the comparison of effects with Gaussian representation and Binary representation. It can be seen that TGCNN easily locates the grasping center at the edge of the object without Gaussian representation, which leads to an unsatisfactory initial tactile detection position. However, with Gaussian representation, the grasping position is guided to the center, which allows tactile calibration to get a better initial position.

(d) Multi-objects Evaluation in Clutter Scene: Besides predicting the optimal grasping of unseen objects, the robustness of TGCNN is also reflected in the ability to predict multiple grasping of multiple objects in the clutter. In each test, we randomly changed the object type, object placement position, camera position and scene background in the scene (the scene background appeared in the training set). The comparison between the results of our algorithm and other algorithms was shown in Fig. 8(C). It can be seen that although TGCNN is only trained on isolated objects, it can effectively predict grasping

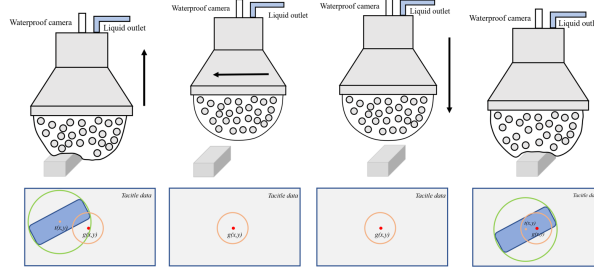


Fig. 10. Tactile calibration grasping process. First, the gripper touches and senses the object, the center of the object outline does not appear in the center of the gripper, and the position difference between the center of the object and the center of the gripper $m(x,y)$ is obtained by calculation. Second, lift the claw. Third, move the gripper a distance of $m(x,y)$. Fourth, the gripper touches and senses the object again, the object outline center is located in the center of the gripper, calibration is complete.

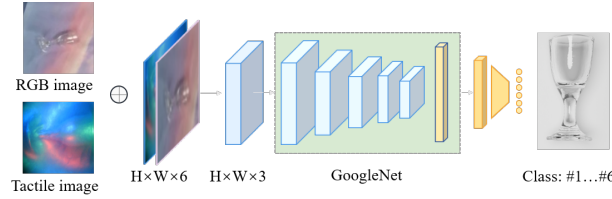


Fig. 11. Visual-tactile fusion transparent object classification framework.

of multiple objects. This shows that our algorithm can be extended to all types of transparent objects and can predict robust grasping of multiple objects in clutter.

C. Tactile Calibration Algorithm

Although the grasping position detection network has good detection performance, the selection of the grasping position will greatly affect the grasping success rate, so we propose a tactile perception-based grasping position calibration method.

To obtain information about the contact between the gripper and the object, we extract the contour of the contact area using FCN network. We acquired 160 images of the object in contact with the gripper as a training set and annotated the data at pixel level, and the results are shown in Fig. 12(A). After 60 rounds of training, the segmentation accuracy is 98%.

After obtaining the segmentation result, we use the minimum outer circle detection algorithm to obtain the circle center of the contact area, and then calculate the position relationship between the center of the gripper $g(x,y)$ and the minimum outer circle center $t(x,y)$ obtained by the fully convolutional networks

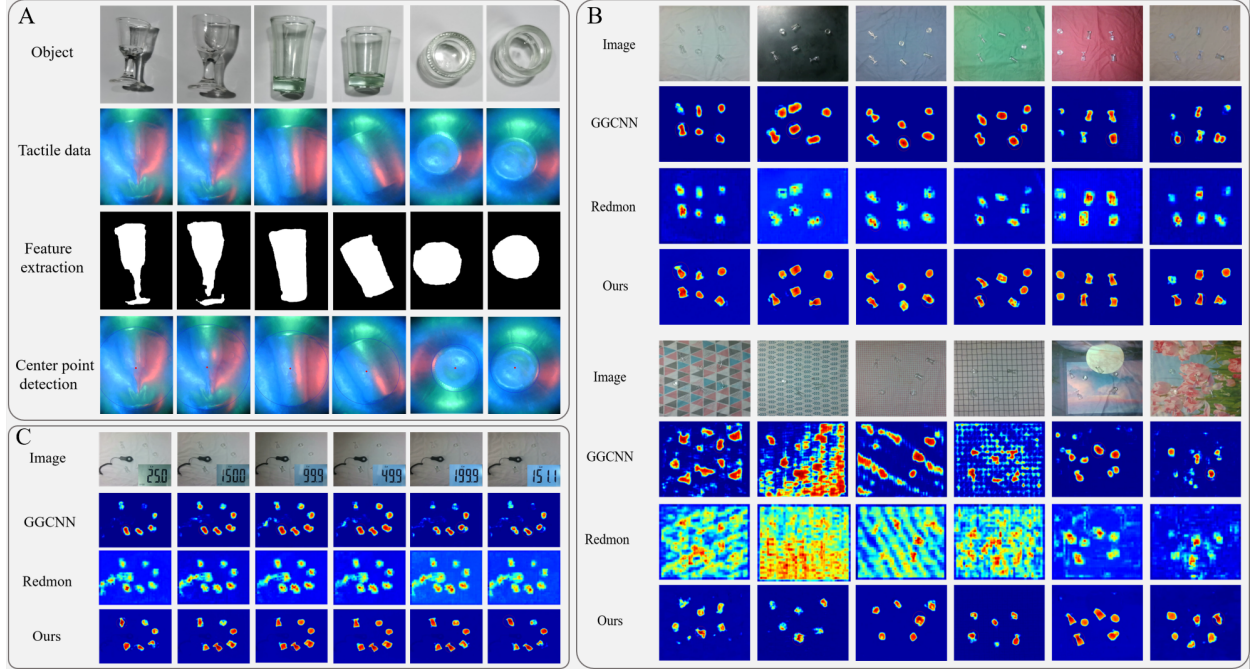


Fig. 12. Algorithm processing results. (A) Tactile perception, FCN feature extraction, and centroid detection results. (B) Comparison of the three algorithms for detecting the location of grasping points in different backgrounds. (C) Comparison of the three algorithms for detecting the location of grasping points under different light intensities.

(FCN) feature extraction $m(x,y) = g(x,y) - t(x,y)$ [35], and control the gripper to move $m(x,y)$ distance, then we can get to move the gripper to the center of the object, the process is illustrated in Fig. 10.

D. Visual-tactile Fusion Classification

Transparent objects have little surface texture information, and the surface pattern changes with the background, plus the problem of reflections under certain lighting conditions, making it difficult to accurately classify using vision only. To solve this problem, a vision-touch fusion method for transparent object classification is proposed, where RGB images and tactile images are concatenated together and recognized using a GoogleNet network, which is shown in Fig. 11. We collect images of 6 transparent objects in 12 backgrounds as the dataset, as shown in Fig. 5(B), and 20 images are collected for each background, with 8 backgrounds as the training set and 4 backgrounds as the test set.

To test the performance, we compare the visual classification and visual-tactile fusion classification algorithms. The visual classification accuracy is 62%, and the visual-tactile fusion classification accuracy can get 96%, which has a great improvement.

V. EXPERIMENTS

To verify the effectiveness of the visual-tactile fusion grasping framework, transparent object grasping position detection experiments, transparent object classification grasping experiments, and transparent fragment grasping experiments are designed. Experiments prove that although TGCNN is trained entirely using synthetic dataset, it still has excellent detection performance in real scenes. Compared with GGCNN and Redom, it has demonstrated high accuracy as well as robustness under complex backgrounds and lighting conditions. The transparent object classification grasping experiments demonstrate that the framework performs well for both grasping and classifying common transparent objects in life. Finally, in the transparent fragment grasping experiments, we compare two schemes using tactile calibration and direct grasping, and the experiments demonstrate that the grasping strategy using tactile calibration has a higher grasping success rate.

A. Experiment 1: Transparent Object Grasping Position Detection

To verify the detection effectiveness of the transparent object grasping network in real scenes, we selected 12 different backgrounds, including 6 color backgrounds, 4 patterned backgrounds and 2 scenic backgrounds, and 6 objects in Fig. 12(A) are selected for transparent objects. The 4000 synthetic data of two transparent objects are selected as the training set, and the GGCNN and Redom networks trained under the same data set are compared, and the experimental results are shown Fig. 12(B). From the experimental results, it can be seen that all three networks have good detection effects under the solid color background. The result of the grasping position detection is shown in Fig. 12(B), while in the textured background and patterned background, both GGCNN and Redmon algorithms produce more noise and larger errors in the grasping position, while TGCNN always maintains a better detection performance.

Besides the background, the intensity of light is also an important factor affecting the detection of transparent objects. We test the effect of light on network detection by changing the brightness, using a photometer to measure the light intensity, and the comparative effect of the three networks is shown in Fig. 12(C), by changing the brightness of the LED to adjust the light intensity from 2500 LUX to 151.1 LUX. Redmon algorithm detection results have more noise, when the light intensity is 2500 LUX and 151 LUX, some objects become undetectable for GGCNN, while our algorithm still keeps a good detection performance.

The experimental results demonstrate that by training the network using only synthetic data, the proposed method still has good detection performance under different backgrounds and lighting conditions in real environments.




Fig. 13. Transparent fragment grasping experiment based on visual-tactile fusion. (A) Transparent fragments. (B) Get the grasping position. (C) Contact with the object and detect the center of its contour is not in the center of the gripper. (D) Adjust the position of the gripper. (E) Touch the object again, whose contour center coincides with the center of the gripper. (F) (G) Grasp object. (H) Place the object in the specified position.

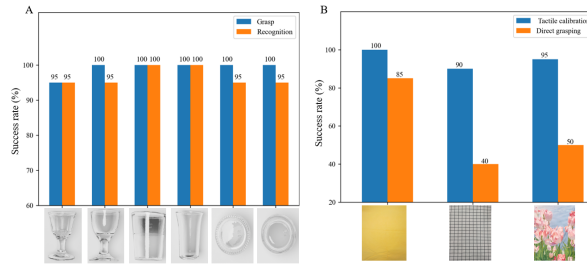


Fig. 14. Experimental results. (A) Transparent object grasping and classification success rate. (B) Comparison of the success rate of using tactile calibration grasping method and direct grasping method in different background.

B. Experiment 2: Transparent Object Grasping and Classification

To verify the effectiveness of the object grasping and classification framework based on visual-tactile fusion proposed in this paper, grasping and classification experiments of common objects in life are performed. The selected objects are shown in Fig. 12(A), such as an angled wine glass and a smooth wine glass, a girdled water glass and a normal water glass, and a medicine bottle with a textured bottom and a smooth medicine bottle, which have more similar shapes and are smaller in size with smooth surfaces, making them difficult to either grasp or classify.

The experimental procedure is shown in Fig. ???. We select the representative moon and pink background with various colors and complex textures as the experimental background. We choose 3 objects randomly

placed on the table each time, and conduct 20 experiments on each background, the experimental results are shown in Fig. 14(A).

In the gripping position detection stage, the image is acquired using RealSense D435i and the transparent object gripping position is output using TGCNN. After getting to the grasping position, the operation will enter the tactile calibration phase, which not only detects the presence of the object at the grasping position, but detects whether the center of the grasped object is at the grasping position. After that, the robot arm will move to the specified grasping position and touch the object, then the FCN algorithm and the minimum outer circle detection algorithm will be used to obtain the contour of the contact area between the gripper and the object and the center of the contour.

If there is no contact with the object, we mark the point as the detected area and enter the grasping position detection process. If the object is contacted then compare the position of the center of the circle of the contact contour with the center of the gripper. If the center of the circle of the contact contour is not located in the center of the gripper, we adjust the position of the gripper, move the center of the gripper to the center of the object. If it is already located in the center of the gripper, then enter the visual-tactile fusion classification stage. Moving the object to the center of the gripper first and then classifying it to improve the classification accuracy. Next, the object is grasped and the location is marked as a detected area. Finally, we compare the peak value of the output of the grasping position detection network with the minimum grasping threshold, repeat the above operation if it is greater than the threshold, and end the grasping if it is less than the threshold. This strategy not only ensures that no grasping position is missed, but also eliminates the wrongly detected points and improves the grasping efficiency. The success rate of grasping and classification is over 95%, proving the feasibility of the proposed framework.

C. Experiment 3: Transparent Fragment Grasping

Once a transparent object is broken, a large number of fragments will be produced, they are irregular in shape and size, and it is very difficult to grasp the transparent fragments. To test the effectiveness of the visual-tactile fusion grasping framework, transparent fragment grasping experiments are performed, proving that the tactile sensing has an important enhancement for the grasping success rate.

The transparent fragments are shown in Fig. 13(A) , and the broken glass will leave irregular cracks on the surface, which will further increase the difficulty of grasping position detection. The fragment grasping process omits the classification process compared to Experiment 2, but places higher demands on the grasping process, the experimental process is shown in Fig. 13(B)-(H) . To test the tactile calibration algorithm, grasping experiments with and without tactile calibration and grasping experiments are designed. In the absence of tactile perception, the gripper will grasp directly, without further adjustment

of the grasping position. Yellow, checkerboard grid, and flower backgrounds are selected, and 20 tactile feedback strategy grasps and 20 direct grasps are performed in each background. The results are shown in Fig. 14(B).

In the yellow background, the detection accuracy of grasping position without tactile calibration or directly grasping is similar because the center of grasping can be determined more accurately by the visual detection method, while the object detection position may be more inaccurate in the checkerboard grid and the flower background. The tactile calibration method improves the grasping success rate by 50% and 45% under the checkerboard grid and flower background separately, improves overall grasping success rate by 36.7%, proving the feasibility of the framework for transparent fragment grasping.

VI. CONCLUSION

To solve the challenging problem of detecting, classifying, and grasping transparent objects, a visual-tactile fusion framework based on the synthetic dataset is proposed. First, we use the Blender simulation engine to render synthetic dataset instead of manually annotating dataset, solving the problem of difficult annotation of transparent object dataset. Besides, we use continuous Gaussian distribution instead of the traditional binarized annotation to make the generation of grasping points more accurate. To achieve grasping position detection for transparent objects, an algorithm named TGCNN is proposed and multiple comparison experiments are performed, which show that the algorithm can achieve good detection under different backgrounds and lighting conditions even when trained with only synthetic dataset. Considering the smooth surface of transparent objects, which is difficult to grasp, we propose a tactile calibration algorithm combined with the soft gripper TaTa to improve the grasping success rate by adjusting the grasping position with tactile information, and the method improves the grasping success rate by 36.7% compared to direct grasping. In addition to grasping, the classification of transparent objects in complex scenes is also very difficult. For this reason, a transparent object classification method based on visual-tactile fusion is proposed, which improves the accuracy by 34% compared to the classification with vision alone. Finally, transparent object grasping and classification experiments and transparent fragment grasping experiments verify the effectiveness of the proposed framework. Furthermore, the proposed framework can also be applied to object detection in low-visibility environments such as smoke and murky underwater, where tactile perception can compensate for the shortcomings of visual detection and improve the classification accuracy by using visual-tactile fusion.

REFERENCES

- [1] T. Weng, A. Pallankize, Y. Tang, O. Kroemer, and D. Held, "Multi-modal transfer learning for grasping transparent and specular objects," *IEEE Robotics and Automation Letters*, vol. 5, no. 3, pp. 3791–3798, 2020.

- [2] Z. Zhou, T. Pan, S. Wu, H. Chang, and O. C. Jenkins, "Glassloc: Plenoptic grasp pose detection in transparent clutter," in *2019 IEEE/RSJ International Conference on Intelligent Robots and Systems (IROS)*, pp. 4776–4783, IEEE, 2019.
- [3] S. Sajjan, M. Moore, M. Pan, G. Nagaraja, J. Lee, A. Zeng, and S. Song, "Clear grasp: 3d shape estimation of transparent objects for manipulation," in *2020 IEEE International Conference on Robotics and Automation (ICRA)*, pp. 3634–3642, IEEE, 2020.
- [4] E. Xie, W. Wang, W. Wang, P. Sun, H. Xu, D. Liang, and P. Luo, "Segmenting transparent object in the wild with transformer," *arXiv preprint arXiv:2101.08461*, 2021.
- [5] E. Xie, W. Wang, W. Wang, M. Ding, C. Shen, and P. Luo, "Segmenting transparent objects in the wild," in *European conference on computer vision*, pp. 696–711, Springer, 2020.
- [6] "The official website of blender." <https://www.blender.org/>.
- [7] G. Chen, K. Han, and K.-Y. K. Wong, "Tom-net: Learning transparent object matting from a single image," in *Proceedings of the IEEE conference on computer vision and pattern recognition*, pp. 9233–9241, 2018.
- [8] X. Liu, R. Jonschkowski, A. Angelova, and K. Konolige, "Keypose: Multi-view 3d labeling and keypoint estimation for transparent objects," in *Proceedings of the IEEE/CVF conference on computer vision and pattern recognition*, pp. 11602–11610, 2020.
- [9] X. Liu, S. Iwase, and K. M. Kitani, "Stereobj-1m: Large-scale stereo image dataset for 6d object pose estimation," in *Proceedings of the IEEE/CVF International Conference on Computer Vision*, pp. 10870–10879, 2021.
- [10] H. Fang, H.-S. Fang, S. Xu, and C. Lu, "Transcg: A large-scale real-world dataset for transparent object depth completion and grasping," *arXiv preprint arXiv:2202.08471*, 2022.
- [11] X. Chen, H. Zhang, Z. Yu, A. Opipari, and O. C. Jenkins, "Clearpose: Large-scale transparent object dataset and benchmark," *arXiv preprint arXiv:2203.03890*, 2022.
- [12] J. Guo, "Transparent object recognition using gradient grids."
- [13] M. Fritz, G. Bratski, S. Karayev, T. Darrell, and M. Black, "An additive latent feature model for transparent object recognition," *Advances in Neural Information Processing Systems*, vol. 22, 2009.
- [14] N. Cesa-Bianchi, C. Gentile, and L. Zaniboni, "Hierarchical classification: combining bayes with svm," in *Proceedings of the 23rd international conference on Machine learning*, pp. 177–184, 2006.
- [15] K. Maeno, H. Nagahara, A. Shimada, and R.-i. Taniguchi, "Light field distortion feature for transparent object recognition," in *Proceedings of the IEEE Conference on Computer Vision and Pattern Recognition*, pp. 2786–2793, 2013.
- [16] W. Liu, D. Anguelov, D. Erhan, C. Szegedy, S. Reed, C.-Y. Fu, and A. C. Berg, "Ssd: Single shot multibox detector," in *European conference on computer vision*, pp. 21–37, Springer, 2016.
- [17] H. Fan, H. A. Miththanathaya, S. R. Rajan, X. Liu, Z. Zou, Y. Lin, H. Ling, *et al.*, "Transparent object tracking benchmark," in *Proceedings of the IEEE/CVF International Conference on Computer Vision*, pp. 10734–10743, 2021.
- [18] J. Ichnowski, Y. Avigal, J. Kerr, and K. Goldberg, "Dex-nerf: Using a neural radiance field to grasp transparent objects," *arXiv preprint arXiv:2110.14217*, 2021.
- [19] H. Cao, J. Huang, Y. Li, J. Zhou, and Y. Liu, "Fuzzy-depth objects grasping based on fsg algorithm and a soft robotic hand," in *2021 IEEE/RSJ International Conference on Intelligent Robots and Systems (IROS)*, pp. 3948–3954, IEEE, 2021.
- [20] D. Quintero, "Properties of cutaneous mechanoreceptors in the human hand-related to touch sensation," 1984.
- [21] J. Dargahi, "A piezoelectric tactile sensor with three sensing elements for robotic, endoscopic and prosthetic applications," *Sensors and Actuators A: Physical*, vol. 80, no. 1, pp. 23–30, 2000.
- [22] P. Yu, W. Liu, C. Gu, X. Cheng, and X. Fu, "Flexible piezoelectric tactile sensor array for dynamic three-axis force measurement," *Sensors*, vol. 16, no. 6, p. 819, 2016.

- [23] J. Dargahi, M. Parameswaran, and S. Payandeh, "A micromachined piezoelectric tactile sensor for an endoscopic grasper-theory, fabrication and experiments," *Journal of microelectromechanical systems*, vol. 9, no. 3, pp. 329–335, 2000.
- [24] H.-K. Kim, S. Lee, and K.-S. Yun, "Capacitive tactile sensor array for touch screen application," *Sensors and Actuators A: Physical*, vol. 165, no. 1, pp. 2–7, 2011.
- [25] Y. Wan, Z. Qiu, Y. Hong, Y. Wang, J. Zhang, Q. Liu, Z. Wu, and C. F. Guo, "A highly sensitive flexible capacitive tactile sensor with sparse and high-aspect-ratio microstructures," *Advanced Electronic Materials*, vol. 4, no. 4, p. 1700586, 2018.
- [26] P. Maiolino, M. Maggiali, G. Cannata, G. Metta, and L. Natale, "A flexible and robust large scale capacitive tactile system for robots," *IEEE Sensors Journal*, vol. 13, no. 10, pp. 3910–3917, 2013.
- [27] S. Stassi, V. Cauda, G. Canavese, and C. F. Pirri, "Flexible tactile sensing based on piezoresistive composites: A review," *Sensors*, vol. 14, no. 3, pp. 5296–5332, 2014.
- [28] M. Kalantari, M. Ramezanifard, R. Ahmadi, J. Dargahi, and J. Kövecses, "A piezoresistive tactile sensor for tissue characterization during catheter-based cardiac surgery," *The International Journal of Medical Robotics and Computer Assisted Surgery*, vol. 7, no. 4, pp. 431–440, 2011.
- [29] F. Vidal-Verdú, Ó. Oballe-Peinado, J. A. Sánchez-Durán, J. Castellanos-Ramos, and R. Navas-González, "Three realizations and comparison of hardware for piezoresistive tactile sensors," *Sensors*, vol. 11, no. 3, pp. 3249–3266, 2011.
- [30] W. Yuan, S. Dong, and E. H. Adelson, "Gelsight: High-resolution robot tactile sensors for estimating geometry and force," *Sensors*, vol. 17, no. 12, p. 2762, 2017.
- [31] E. Donlon, S. Dong, M. Liu, J. Li, E. Adelson, and A. Rodriguez, "Gelslim: A high-resolution, compact, robust, and calibrated tactile-sensing finger," in *2018 IEEE/RSJ International Conference on Intelligent Robots and Systems (IROS)*, pp. 1927–1934, IEEE, 2018.
- [32] C. Trueeb, C. Sferrazza, and R. D'Andrea, "Towards vision-based robotic skins: a data-driven, multi-camera tactile sensor," in *2020 3rd IEEE International Conference on Soft Robotics (RoboSoft)*, pp. 333–338, IEEE, 2020.
- [33] S. Li, X. Yin, C. Xia, L. Ye, X. Wang, and B. Liang, "Tata: A universal jamming gripper with high-quality tactile perception and its application to underwater manipulation," in *2022 International Conference on Robotics and Automation (ICRA)*, pp. 6151–6157, 2022.
- [34] J. W. Goodman, *Statistical optics*. John Wiley & Sons, 2015.
- [35] J. Long, E. Shelhamer, and T. Darrell, "Fully convolutional networks for semantic segmentation," in *Proceedings of the IEEE conference on computer vision and pattern recognition*, pp. 3431–3440, 2015.