

# Deep Semi-supervised Learning with Double-Contrast of Features and Semantics

Quan Feng<sup>1</sup>, Jiayu Yao<sup>1</sup>, Zhison Pan<sup>2\*</sup>, Guojun Zhou<sup>3</sup>

<sup>1</sup> Nanjing University of Aeronautics and Astronautics, China

<sup>2</sup> Army Engineering University, China

<sup>3</sup> Yulin Normal University, China

E-mail: { fengquan, jiayu.yao, panzs }@nuaa.edu.cn, ylsyzgj@126.com

## Abstract

In recent years, the field of intelligent transportation systems (ITS) has achieved remarkable success, which is mainly due to the large amount of available annotation data. However, obtaining these annotated data has to afford expensive costs in reality. Therefore, a more realistic strategy is to leverage semi-supervised learning (SSL) with a small amount of labeled data and a large amount of unlabeled data. Typically, semantic consistency regularization and the two-stage learning methods of decoupling feature extraction and classification have been proven effective. Nevertheless, representation learning only limited to semantic consistency regularization may not guarantee the separation or discriminability of representations of samples with different semantics; due to the inherent limitations of the two-stage learning methods, the extracted features may not match the specific downstream tasks. In order to deal with the above drawbacks, this paper proposes an end-to-end deep semi-supervised learning double contrast of semantic and feature, which extracts effective tasks specific discriminative features by contrasting the semantics/features of positive and negative augmented samples pairs. Moreover, we leverage information theory to explain the rationality of double contrast of semantics and features and slack mutual information to contrastive loss in a simpler way. Finally, the effectiveness of our method is verified in benchmark datasets.

## Introduction

Fueled by large-scale of annotated data, supervised deep learning has witnessed promising progress in Computer Vision (CV) (Esteva et al. 2021), Natural Language Processing (NLP) (Lauriola, Lavelli, and Aioli 2021) and ITS (Guerrero-Ibañez, Contreras-Castillo, and Zeadally 2021).

In recent years, a development trend of ITS is to collect a large amount of data from various sources, and its availability may lead to a major challenge, *i.e.*, the transformation from a traditional technology-driven system to a multi-functional data-driven ITS (Kaffash, Nguyen, and Zhu 2021). However, in reality, these data consist to a large amount of unlabeled and an extremely small amount of labeled data. Therefore, this brings a huge challenge to the

use of ITS. To meet this challenge, researchers have developed a series of semi-supervised learning methods based on deep networks. According to their implementation manners, these methods can be roughly divided into the following two categories: 1) two-stage learning pipeline (Chen et al. 2020b), that is, feature learning and classification learning are carried out independently one after another. The advantage is that the learned features are relatively more general, while the obvious disadvantage is that the learned features may not be suitable for specific downstream tasks. 2) End-to-end one-stage learning pipeline, that is, joint modeling of features and classification to achieve more task-oriented learning. Typically, such as the regularization method to achieve semantic consistency based on manifold hypothesis and smoothing hypothesis (Rasmus et al. 2015; Laine and Aila 2016; Sajjadi, Javanmardi, and Tasdizen 2016; Tarvainen and Valpola 2017a; Yang et al. 2021), so that similar input samples have similar or semantically consistent class distribution outputs. Nevertheless, only constraining semantic consistency may not guarantee the inter class discrimination of feature representation. Therefore, in order to solve such problems, the motivation of this paper is inspired by the prototype contrast learning method (Li et al. 2020) (PCL), and proposes an end-to-end deep semi-supervised learning with ideal discriminant representation. Specifically, this paper first constructs the contrastive learning paradigm of positive and negative sample pairs at the feature and semantic levels respectively, in order to obtain discriminant features and semantic consistency. Then, with the help of information theory, it is theoretically explained that contrastive loss can be used as a substitute for loss of mutual information. On this basis, the optimized contrast loss promotes the maximization of mutual information of positive sample pairs, and theoretically ensures the rationality of the method. Finally, the effectiveness of the proposed model is verified in benchmark datasets.

Our contributions are summarized as follows:

- A simple and effective end-to-end semantics and features double-contrast semi-supervised learning method is proposed, which makes the representation of data in feature space achieve better separation between heterogeneous samples.

- Prove the relationship between the lower bound of mutual information and contrast loss, and provide a theoretical guarantee for the effectiveness of double-contrast.
- Verify the effectiveness of the proposed method on the benchmark datasets.

## Related Works

Deep semi-supervised learning generally adopts semantic consistency learning based on manifold hypothesis and smoothness hypothesis. Typical examples are Ladder Network (Rasmus et al. 2015),  $\Pi$  model (Sajjadi, Javanmardi, and Tasdizen 2016), Temporal Ensembling (Laine and Aila 2016), Mean Teacher (Tarvainen and Valpola 2017a) etc. This type of method mainly uses small perturbation on the sample to make the model’s semantics or class distribution prediction results as consistent as possible (Verma et al. 2020). However, these methods only consider the semantics consistency of constrained samples, while ignoring the inter-class relationships of features representation.

In this paper, we introduce contrast learning to solve the problem of semantics and features inconsistency. Contrastive learning, as a successful unsupervised learning paradigm, aims to extract discriminative features that are as invariant as possible through self-supervised comparison methods for downstream tasks. Its implementation can be divided into the following two ways: 1) Combining negative examples, that is, extracting sample features by constructing and comparing positive/negative sample pairs. Typically, MoCo (He et al. 2020) achieves the contrast of positive and negative examples by maintaining the representation dictionary; SimCLR (Chen et al. 2020a) directly contrasts the data in the mini-batch to achieve the effect of similar samples close. PCL (Li et al. 2020) explored the difference characteristics of example pairs and contrastive learning between pair-wise and clusters-wise. 2) There is no need for negative cases. Typically, BYOL (Grill et al. 2020) achieves similar learning by minimizing the loss of two view feature representations generated by the same sample; SwAV (Caron et al. 2020) can predict each other by using different view feature representations and clustering results generated by the same sample to make the model extract the discriminative feature of invariance. To the best of our knowledge, this is the first proposal to use double-contrast learning of semantics and features to solve the problem of inconsistent semantic features.

## The Proposed Method

In this section, we regard double-contrast as unsupervised loss, which aims to make the of different semantic samples in the feature space discriminative, and simultaneously make the representation of samples with similar semantics have similar class distribution output.

### Preliminaries

Suppose  $\mathbf{X} = \{\mathbf{x}_1, \dots, \mathbf{x}_n\} \in \mathcal{R}^{D \times n}$  is a set of samples, and,  $\mathbf{X}'$ , which is augmented by rotation or random blur, is the augmentation of the  $\mathbf{X}$ .  $\phi(\cdot; \theta)$  is the representation network,  $g(\cdot; \omega)$  is the classification function. Representation of

the origin samples is  $\mathbf{Z} = \phi(\mathbf{X}; \theta) = \{\mathbf{z}_1, \dots, \mathbf{z}_n\} \in \mathcal{R}^{p \times n}$ , correspondingly, the augmented samples representations are  $\mathbf{Z}' = \phi(\mathbf{X}'; \theta) = \{\mathbf{z}'_1, \dots, \mathbf{z}'_n\} \in \mathcal{R}^{p \times n}$ , among which  $\mathbf{z}'_i$  is the positive point of the  $\mathbf{z}_i$  and rest are negative points. The set  $(\mathbf{X}, \mathbf{X}')$  constructs the whole training set.

### Double-contrast learning

Semi-supervised learning is a promising learning paradigm utilizing small amount of labelled data and huge size of unlabelled data. Its optimization objectives can be expressed as follows:

$$\mathcal{L}_{semi} = \mathcal{L}_{sup}(\mathbf{x}, \mathbf{y}; \theta) + \mathcal{L}_{unsup}(\mathbf{x}; \theta) \quad (1)$$

where  $\mathcal{L}_{sup}(\mathbf{x}, \mathbf{y}; \theta)$  represents the loss of the supervised part (e.g., cross entropy  $\mathcal{L}_{CE}$ ), and  $\mathcal{L}_{unsup}(\mathbf{x}; \theta)$  is the loss of the unsupervised part.

Here, we further treat the double contrast loss as an unsupervised loss. For this reason, we discuss from the perspective that different samples are discriminative and samples with similar characteristics have similar semantic output (class distribution). We first briefly describe these three contrasting losses as follows:

(1) Feature contrast. To realize the discriminative representation of different samples in the feature space, the model is transformed into  $p(\mathbf{z}'_i | \mathbf{z}_i) > p(\mathbf{z}'_i | \mathbf{z}_j, j \neq i)$ . Then, we maximize the mutual information  $MI(\mathbf{Z}, \mathbf{Z}')$  through the following definition:

$$MI(\mathbf{Z}, \mathbf{Z}') = \sum_{i=1}^n p(\mathbf{z}_i, \mathbf{z}'_i) \log \frac{p(\mathbf{z}'_i | \mathbf{z}_i)}{p(\mathbf{z}'_i)} \quad (2)$$

(2) Semantic contrast. To maintain the consistency of class distribution output. For  $\mathbf{P} = \begin{bmatrix} \mathbf{q}_1 \\ \vdots \\ \mathbf{q}_c \end{bmatrix}$ ,  $\mathbf{q}_i \in \mathcal{R}^{1 \times n}$ ,

$\mathbf{q}_i$  is the distribution probability of all samples in the corresponding class of  $i$ , and the distributions  $\mathbf{q}'_i$  and  $\mathbf{q}_i$  of the corresponding augmented samples are as consistent as possible. Similarly, we expect the classification function to be transformed into  $p(\mathbf{q}'_i | \mathbf{q}_i) > p(\mathbf{q}'_j | \mathbf{q}_i, j \neq i)$ , and maximize the mutual information  $MI(\mathbf{q}, \mathbf{q}')$  through the following definition:

$$MI(\mathbf{q}, \mathbf{q}') = \sum_{i=1}^c p(\mathbf{q}_i, \mathbf{q}'_i) \log \frac{p(\mathbf{q}'_i | \mathbf{q}_i)}{p(\mathbf{q}'_i)} \quad (3)$$

(3) Double-contrast. To achieve the dual goals of discriminative features and semantic consistency, we jointly define feature and semantic dual mutual information as unsupervised regularization items,

$$\mathcal{L}_{unsup}(\mathbf{x}; \vartheta) = -MI(\mathbf{Z}, \mathbf{Z}') - MI(\mathbf{q}, \mathbf{q}') \quad (4)$$

Then, we use cross entropy ( $\mathcal{L}_{CE}$ ) as the loss of the supervision part to solve the total loss:

$$\mathcal{L}_{Total} = \mathcal{L}_{CE} - MI(\mathbf{Z}, \mathbf{Z}') - MI(\mathbf{q}, \mathbf{q}') \quad (5)$$

Contrast loss as a lower bound replacement of mutual information has almost become one of the effective standard

methods (Hjelm et al. 2018). However, it is very difficult to directly optimize  $MI(\cdot, \cdot)$ . To solve this problem, we relax the mutual information term into contrast loss.

Let  $\mathbf{R} = \{\mathbf{r}_1, \dots, \mathbf{r}_n\}$  be a set of samples of random variable  $\mathbf{r}$ , and  $\mathbf{R}' = \{\mathbf{r}'_1, \dots, \mathbf{r}'_n\}$  be the corresponding  $\mathbf{R}$  transform samples. To facilitate the derivation of our further hypotheses, as follows:

$$f(\mathbf{r}_i, \mathbf{r}'_j) = k \cdot \frac{p(\mathbf{r}'_j | \mathbf{r}_i)}{p(\mathbf{r}'_j)} \quad (6)$$

where  $k$  is the constant. we define the contrast loss as:

$$\mathcal{L}_{\text{const}} = -\frac{1}{n} \sum_{i=1}^n \log \frac{f(\mathbf{r}_i, \mathbf{r}'_i)}{\sum_j f(\mathbf{r}_i, \mathbf{r}'_j)} \quad (7)$$

To illustrate the rationality of the relaxation from Eq. (2) and (3) to  $\mathcal{L}_{\text{const}}$ , we define the following propositions and prove them.

**Proposition 1.**

$$\mathcal{L}_{\text{const}} \geq -MI(\mathbf{R}, \mathbf{R}') + C \quad (8)$$

The calculation result of Eq.8 above is consistent with that of (Zhong et al. 2020), where  $-\mathcal{L}_{\text{const}}$  is the lower bound of mutual information (with a difference of at most one additive constant  $C$ ). The proof is as follows:

*Proof.*

$$\begin{aligned} & -\frac{1}{n} \sum_{i=1}^n \log \frac{f(\mathbf{r}_i, \mathbf{r}'_i)}{\sum_j f(\mathbf{r}_i, \mathbf{r}'_j)} \\ &= \frac{1}{n} \sum_{i=1}^n \log \left( 1 + \frac{\sum_{j \neq i} f(\mathbf{r}_i, \mathbf{r}'_j)}{f(\mathbf{r}_i, \mathbf{r}'_i)} \right) \\ &\approx \frac{1}{n} \sum_{i=1}^n \log \left( 1 + \frac{(n-1)\mathbb{E}_{\mathbf{r}'}[f(\mathbf{r}_i, \mathbf{r}')] }{f(\mathbf{r}_i, \mathbf{r}'_i)} \right) \quad (9) \\ &\geq \frac{1}{n} \sum_{i=1}^n \log \left( \frac{(n-1)k}{f(\mathbf{r}_i, \mathbf{r}'_i)} \right) \\ &= -MI(\mathbf{R}, \mathbf{R}') + C \end{aligned}$$

□

From this proposition, we prove that the minimization of contrast loss is equal to the maximization of mutual information, and there is discrimination between positive and negative samples in contrast loss.

Next, we use Proposition 1 to directly derive the slackness of the contrast loss corresponding to the feature and semantic mutual information such as:

(1) Feature contrast loss relaxation.

$$\mathcal{L}_z = -\frac{1}{n} \sum_{i=1}^n \log \frac{e^{z_i^T z'_i / \tau_f}}{\sum_j e^{z_i^T z'_j / \tau_f}} \quad (10)$$

where  $\tau_f$  represents the temperature of feature contrast.

(2) Semantic contrast loss relaxation.

$$\mathcal{L}_q = -\frac{1}{c} \sum_{i=1}^c \log \frac{e^{q_i q_i'^T / \tau_s}}{\sum_j e^{q_i q_j'^T / \tau_s}} \quad (11)$$

where  $\tau_s$  represents the temperature of semantic contrast.

Finally, we combine the relaxed features and semantic contrast loss to learn total loss of the entire network, as follows:

$$\tilde{\mathcal{L}}_{\text{Total}} = \mathcal{L}_{CE} + \mathcal{L}_z + \mathcal{L}_q \quad (12)$$

## Experiments

In this section, we report the results of tow public datasets to validate the effectiveness of the proposed method.

**Datasets.** We conduct experiments on two widely used datasets of different scenarios, including:

CIFAR-10 (Krizhevsky, Hinton, and others 2009), which contains a natural color image data set of 10 categories of airplanes, cars, birds, cats, deer, dogs, frogs, horses, boats, and trucks. The training set has 5000 samples for each category. A total of 50,000 samples, 1,000 samples for each category in the test set, a total of 10,000 samples, the sample size is 32×32;

SVHN (Van der Maaten and Hinton 2008) is a digital image data set of 0-9 house numbers, including 10 classes. The training set has 73258 samples and the test set has 26,032 samples. The sample size is 32×32.

**Compared Methods.** We compare our method with the following methods, as follows:

We use standard supervised only as the baseline, and compare it with the most popular semantic consistency methods today, including: Ladder Network,  $\Pi$  model, Temporal Ensembling, Mean Teacher and VAT.

**Implementation.** In the experiment, we used the backbone network in (Tarvainen and Valpola 2017b). For optimization, we first adopt a stochastic gradient descent (SGD) optimizer. The model is trained for a total of 1000 epochs, and a de-weight of 0.1 is performed at the 500th and 750th epochs. Secondly, the hyper-parameters are set as follows: the initial learning rate is set to 0.1, the learning rate decay is set to 0.0001, and the SGD momentum is set to 0.9. During the re-training process, the batch size is set to 512, and the semantic contrast temperature parameter  $\tau_s = 0.9$ , and the feature contrast temperature parameter  $\tau_f = 0.5$ . Finally, the entire model is implemented by Pytorch.

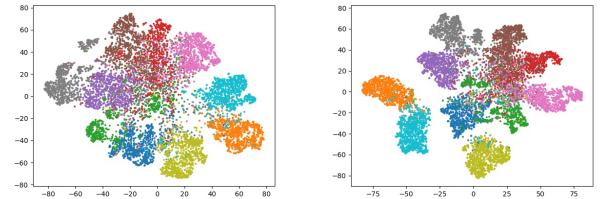


Figure 1: Visualize the features of the test set under the constraints of without features comparison and features/semantics double comparison.

## Comparison Results

We have conducted experiments on the CIFAR-10 and SVHN datasets respectively, and the results are analyzed as follows:

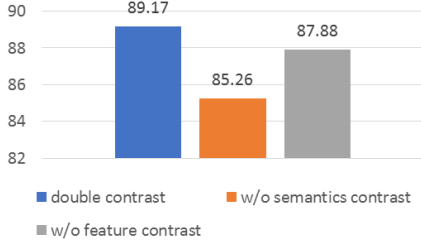


Figure 2: Performance comparison when eliminating different regularization item.

First of all, our proposed method is better than a single semantic consistency method in performance. The results in Table 1 and Table 2 show that our method has the best performance; Secondly, in the relatively more complex CIFAR-10, our method performs better than other methods, which further shows that the use of double contrast is better suited for relatively complex scenarios. Finally, we use T-SNE (Van der Maaten and Hinton 2008) to visualize the features extracted by only semantically consistent and double contrast models. As shown in Figure 1, the figure on the right shows that the features extracted by the model under the double contrast loss have better discriminative properties.

Table 1: Experiment results on CIFAR-10 (classification accuracy)

Models	1000 labels	4000 labels	50000 labels	Avg
Supervised Only	53.6	79.3	94.2	75.7
II mode	72.6	86.8	93.9	84.4
Mean Teacher	78.4	87.7	94.0	86.7
VAT	—	85.1	94.2	—
(Ours)	78.3	<b>89.2</b>	<b>94.4</b>	<b>87.3</b>

Table 2: Experiment results on SVHN (classification accuracy)

Models	250 labels	500 labels	1000 labels	Avg
Supervised Only	72.2	83.1	87.7	81.0
II mode	90.3	93.2	95.1	92.8
Mean Teacher	95.6	95.8	96.1	95.8
VAT	—	—	94.6	—
(Ours)	<b>95.6</b>	<b>95.9</b>	96.0	<b>95.8</b>

## Ablation Study

In this section, we use ablation experiments to further show the importance of the dual contrast of features and semantics to the model. As shown in Figure 2, we removed semantic contrast (w/o semantic contrast) and feature contrast (w/o feature contrast) when training CIFAR-10 to observe the performance of the model on the test set. In addition, in

conjunction with the results in Table 2, we observe that the dual comparison of semantics and features has better performance.

## Model convergence analysis

From the left image of Figure 3 (total loss), right image (feature contrast loss) and the left image of Figure 4 (semantic contrast loss), it can be seen that the loss curve tends to be stable after about 500 epoch iteration training; Figure 4 right image (Cross entropy loss), when the sample label size is 1000, the model is trained for about 700 epoch iterations, and the loss curve tends to stabilize and converge. When the sample size is 4000 labeled data and fully labeled data, the cross-entropy loss curve tends to converge after the model is trained for about 600 epoch iterations. The above experimental results show that the feature semantic double contrast method has better convergence under different labeled data.

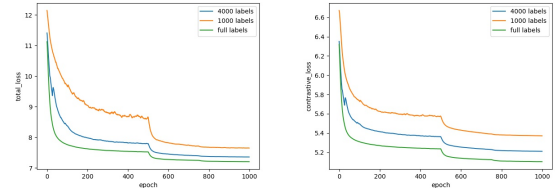


Figure 3: The curves of the total loss (left) and feature contrastive loss (right) with different labeled data on the CIFAR-10.

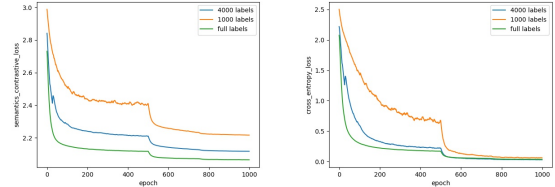


Figure 4: The curves of the semantics contrastive loss (left) and cross entropy loss (right) with different labeled data on the CIFAR-10.

## Conclusion

This paper first proposes an end-to-end deep semi-supervised model with double contrast of semantics and features. Then, it discusses the use of semantic and feature double contrast model to extract discriminative features suitable for the task. Third, it theoretically proves the hypothesis that contrast loss is used as a mutual information agency loss. Finally, the effectiveness of the double contrast method of semantics and features is verified on the benchmark datasets.

## Acknowledgments

We would like to thank the anonymous reviewers for their valuable comments. This work was supported by National Natural Science Foundation of China (No. 62076251).

## References

- [Caron et al. 2020] Caron, M.; Misra, I.; Mairal, J.; Goyal, P.; Bojanowski, P.; and Joulin, A. 2020. Unsupervised learning of visual features by contrasting cluster assignments. *arXiv preprint arXiv:2006.09882*.
- [Chen et al. 2020a] Chen, T.; Kornblith, S.; Norouzi, M.; and Hinton, G. 2020a. A simple framework for contrastive learning of visual representations. In *International conference on machine learning*, 1597–1607. PMLR.
- [Chen et al. 2020b] Chen, T.; Kornblith, S.; Swersky, K.; Norouzi, M.; and Hinton, G. 2020b. Big self-supervised models are strong semi-supervised learners. *arXiv preprint arXiv:2006.10029*.
- [Esteva et al. 2021] Esteva, A.; Chou, K.; Yeung, S.; Naik, N.; Madani, A.; Mottaghi, A.; Liu, Y.; Topol, E.; Dean, J.; and Socher, R. 2021. Deep learning-enabled medical computer vision. *NPJ digital medicine* 4(1):1–9.
- [Grill et al. 2020] Grill, J.-B.; Strub, F.; Altché, F.; Tallec, C.; Richemond, P. H.; Buchatskaya, E.; Doersch, C.; Pires, B. A.; Guo, Z. D.; Azar, M. G.; et al. 2020. Bootstrap your own latent: A new approach to self-supervised learning. *arXiv preprint arXiv:2006.07733*.
- [Guerrero-Ibañez, Contreras-Castillo, and Zeadally 2021] Guerrero-Ibañez, J.; Contreras-Castillo, J.; and Zeadally, S. 2021. Deep learning support for intelligent transportation systems. *Transactions on Emerging Telecommunications Technologies* 32(3):e4169.
- [He et al. 2020] He, K.; Fan, H.; Wu, Y.; Xie, S.; and Girshick, R. 2020. Momentum contrast for unsupervised visual representation learning. In *Proceedings of the IEEE/CVF Conference on Computer Vision and Pattern Recognition*, 9729–9738.
- [Hjelm et al. 2018] Hjelm, R. D.; Fedorov, A.; Lavoie-Marchildon, S.; Grewal, K.; Bachman, P.; Trischler, A.; and Bengio, Y. 2018. Learning deep representations by mutual information estimation and maximization. In *International Conference on Learning Representations*.
- [Kaffash, Nguyen, and Zhu 2021] Kaffash, S.; Nguyen, A. T.; and Zhu, J. 2021. Big data algorithms and applications in intelligent transportation system: A review and bibliometric analysis. *International Journal of Production Economics* 231:107868.
- [Krizhevsky, Hinton, and others 2009] Krizhevsky, A.; Hinton, G.; et al. 2009. Learning multiple layers of features from tiny images.
- [Laine and Aila 2016] Laine, S., and Aila, T. 2016. Temporal ensembling for semi-supervised learning. *arXiv preprint arXiv:1610.02242*.
- [Lauriola, Lavelli, and Aiolfi 2021] Lauriola, I.; Lavelli, A.; and Aiolfi, F. 2021. An introduction to deep learning in natural language processing: Models, techniques, and tools. *Neurocomputing*.
- [Li et al. 2020] Li, J.; Zhou, P.; Xiong, C.; and Hoi, S. 2020. Prototypical contrastive learning of unsupervised representations. In *International Conference on Learning Representations*.
- [Rasmus et al. 2015] Rasmus, A.; Berglund, M.; Honkala, M.; Valpola, H.; and Raiko, T. 2015. Semi-supervised learning with ladder networks. *Advances in Neural Information Processing Systems* 28:3546–3554.
- [Sajjadi, Javanmardi, and Tasdizen 2016] Sajjadi, M.; Javanmardi, M.; and Tasdizen, T. 2016. Regularization with stochastic transformations and perturbations for deep semi-supervised learning. *Advances in neural information processing systems* 29:1163–1171.
- [Tarvainen and Valpola 2017a] Tarvainen, A., and Valpola, H. 2017a. Mean teachers are better role models: Weight-averaged consistency targets improve semi-supervised deep learning results. 1195–1204.
- [Tarvainen and Valpola 2017b] Tarvainen, A., and Valpola, H. 2017b. Mean teachers are better role models: Weight-averaged consistency targets improve semi-supervised deep learning results. In *Proceedings of the 31st International Conference on Neural Information Processing Systems*, 1195–1204.
- [Van der Maaten and Hinton 2008] Van der Maaten, L., and Hinton, G. 2008. Visualizing data using t-sne. *Journal of machine learning research* 9(11).
- [Verma et al. 2020] Verma, V.; Kawaguchi, K.; Lamb, A.; Kannala, J.; Bengio, Y.; and Lopez-Paz, D. 2020. Interpolation consistency training for semi-supervised learning. *stat* 1050:29.
- [Yang et al. 2021] Yang, X.; Song, Z.; King, I.; and Xu, Z. 2021. A survey on deep semi-supervised learning. *arXiv preprint arXiv:2103.00550*.
- [Zhong et al. 2020] Zhong, H.; Chen, C.; Jin, Z.; and Hua, X.-S. 2020. Deep robust clustering by contrastive learning. *arXiv e-prints arXiv:2008*.