

E2E SEGMENTATION IN A TWO-PASS CASCADED ENCODER ASR MODEL

W. Ronny Huang, Shuo-Yiin Chang, Tara N. Sainath, Yanzhang He, David Rybach,
Robert David, Rohit Prabhavalkar, Cyril Allauzen, Cal Peysner, Trevor D. Strohman

Google Research

ABSTRACT

We explore unifying a neural segmenter with two-pass cascaded encoder ASR into a single model. A key challenge is allowing the segmenter (which runs in real-time, synchronously with the decoder) to finalize the 2nd pass (which runs 900 ms behind real-time) without introducing user-perceived latency or deletion errors during inference. We propose a design where the neural segmenter is integrated with the causal 1st pass decoder to emit an end-of-segment (EOS) signal in real-time. The EOS signal is then used to finalize the non-causal 2nd pass. We experiment with different ways to finalize the 2nd pass, and find that a novel dummy frame injection strategy allows for simultaneous high quality 2nd pass results and low finalization latency. On a real-world long-form captioning task (YouTube), we achieve 2.4% relative WER and 140 ms EOS latency gains over a baseline VAD-based segmenter with the same cascaded encoder.

Index Terms— ASR, segmentation, decoding algorithms

1. INTRODUCTION

Two-pass cascaded encoder models [1] are used in streaming ASR systems to provide real-time, causal results to the user from the 1st pass, while also providing superior, high-quality, *non-causal* results from a 2nd pass that lags the 1st pass by, e.g., 900 ms in order to access 900 ms of right-context frames. Running in parallel allows the 2nd pass to, in particular, operate on long-form utterances (i.e., those longer than a few minutes) prevalent in captioning and dictation tasks.

Another common practice when decoding long-form utterances is to segment the utterance into shorter lengths, and to deliver the final 2nd pass result at each end-of-segment (EOS). Many downstream tasks (e.g. machine translation) can incrementally consume partial recognition results, so quick and frequent segmentation is beneficial for overall user experience [2]. In streaming settings, the segmenter runs synchronously with beam search and decides where to end each segment in real time. In particular, it emits an EOS token, which resets the beam search, discarding all hypotheses except for the top hypothesis, whose state is passed to the next segment. This clears room for new hypotheses to enter the beam, introducing more diversity. More critically, the EOS token *finalizes* the top hypothesis by discarding all other possible contenders, guaranteeing that the top hypothesis will no longer change, e.g., by later evidence causing a non-top hypothesis to be promoted to the top. Finalization is prerequisite for delivering the 2nd pass result to downstream tasks because downstream tasks typically require the hypothesis to be fixed. On the other hand, a poorly placed EOS can lead to the wrong hypothesis being finalized, hurting ASR quality. Consequently, the segmenter’s job of deciding *when* to emit EOS is foundationally important to both WER and user-perceived latency in long-form tasks.

Conventionally, EOS is determined by the VAD, a classifier predicting whether each frame is speech or silence [3, 4]. A hand-coded

state machine keeps track of the predictions, does some smoothing, and emits an EOS signal when, e.g. 200 ms in our case, of consecutive silence frames are detected. There are two disadvantages to the VAD segmenter: (1) it requires a state machine with hand-crafted hyperparameters which adds complexity, and (2) the VAD conditions on acoustic features only (speech/silence). The E2E segmenter [5] tackles these issues by predicting the EOS signal directly from the decoder of a streaming E2E ASR model. Specifically it adds an additional RNNT joint layer trained to predict the EOS token via a weakly supervised EOS annotation method [6]. This simplifies the system by unifying ASR and segmentation into a single model. It also improves quality and EOS latency by leveraging both acoustic and linguistic context available to the E2E ASR model. That said, E2E segmentation has only been demonstrated in single-pass models [5].

Unifying E2E segmentation with the higher-quality two-pass cascaded encoder model is the next logical step toward building a low-latency and state-of-the-art streaming ASR system for long-form tasks. In this work, we discuss the challenges to unifying ASR and segmentation and present our solution which led to a single cascaded-encoder model that predicts EOS as shown in Figure 1a, with gains of 2.4% WER relative, 7.3% oracle WER relative, and 140 ms EOS latency on a YouTube long-form testset.

1.1. Related work

Previous works have sought to tune the 2nd-pass latency in two-pass ASR. [7] modifies the conformer layers to have dynamic right context length and combines it with 2nd-pass rescoring to allow for tunable finalization latency in a two-pass model. Similarly, [8] leverages two non-causal encoders with variable input context sizes to allow for fast and slow outputs from the 2nd pass.

Other works have sought to unify additional tasks with two-pass ASR into a single model. E2E prefetching [9] lowers fulfillment latency by querying the downstream response based on 1st-pass results and delivering that response if the 1st pass matches the eventual 2nd-pass finalized result. E2E endpointing [10, 11] lowers microphone closing latency by predicting end-of-utterance with the 1st pass and using that signal to finalize the 2nd pass. Unifying prefetching and endpointing with two-pass ASR is important for applications where the utterances are short and require quick 2nd-pass results, such as the voice search. In a similar spirit, we for the first time unify *segmenting* with two-pass ASR for applications where the utterances are long and yet still require quick 2nd-pass finalization, such as live captioning, dictation, or conversation agents.

2. UNIFYING E2E SEGMENTATION WITH CASCADED ENCODER

In contrast to conventional two-pass models where the 2nd pass must wait till the end-of-segment before decoding [12], the cascaded en-

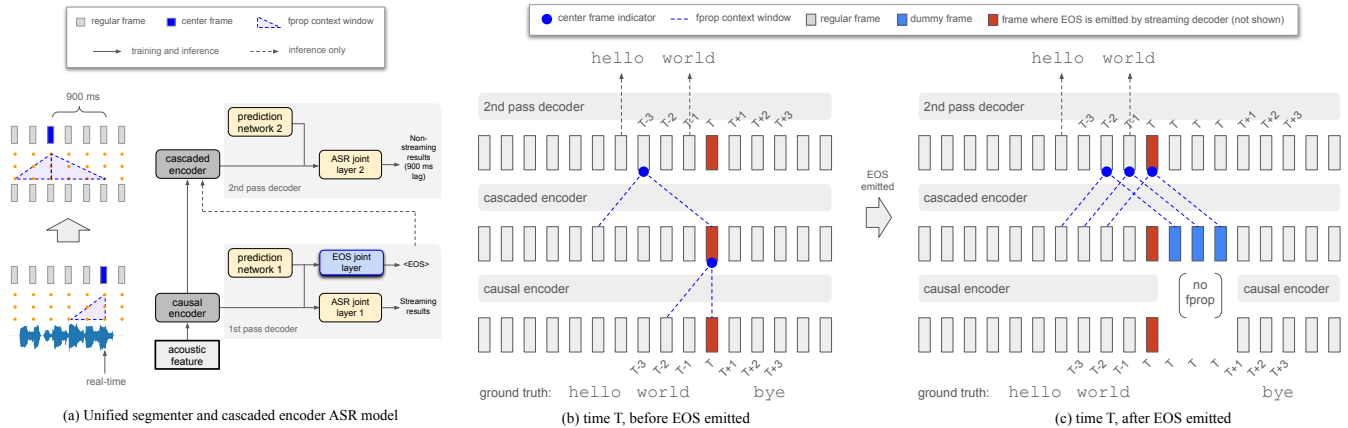


Fig. 1: Schematic of model architecture (a) and inference procedure immediately before (b) and after EOS emission (c).

coder’s 2nd pass decodes in parallel with the 1st pass, but in a time-staggered fashion so that it can access right-context audio frames. Specifically, the 2nd pass decoder lags real-time by 900 ms so that the cascaded encoder can condition on 900 ms worth of frames to the right of its center frame [13, 14], as illustrated in Figure 1a. While E2E segmentation has been successfully demonstrated for single-pass models, certain challenges stand in the way of integrating it into the two-pass cascaded encoder setup. We now discuss these challenges and our solutions. Note that we’ll refer to “frame” as the representation at a particular time, but the representation could correspond to the input, causal encoder output, or cascaded encoder output, depending on the discussion context.

2.1. 1st-pass EOS prediction, 2nd-pass finalization

The EOS signal should be determined in real-time since any delay directly affects user-perceived latency. This is easy to implement with a VAD segmenter, since the VAD is run upstream of the decoder. In a E2E segmenter, however, the EOS is determined by the decoder itself. If EOS was determined by the 2nd pass decoder, its timestamp would always be at least 900 ms behind real-time, which is a prohibitive amount of latency. We propose the following inference strategy:

1. The 1st pass predicts EOS in real-time
2. When the EOS signal is emitted, finalize the 1st pass and route the EOS timestamp to the 2nd pass
3. When the 2nd pass receives the EOS timestamp, inject dummy frames and finalize (discussed further in Section 2.2)

Figure 1a illustrates this architecture.

2.2. 2nd-pass finalization strategy

Note importantly that the procedures discussed in the following section applies to *inference* only, where latency is critical. The *training* procedure is discussed in Section 3.2. Now consider as illustration Figure 1b. When the time is T , “hello world” has been spoken. At this time, the causal 1st pass decoder (not shown) decides to emit an EOS (red frame at time T) and it immediately routes the EOS’s timestamp, i.e. T , to the 2nd pass. At that time, the cascaded encoder’s center frame is at $T - 3$, or 3 frames (900 ms in reality) behind the real-time frame at T , so the 2nd pass decoder has yet to decode the word, “world”. When the 2nd pass receives the EOS timestamp, there are several possible responses:

1. **Finalize immediately.** This would result in the last 3 frames of the segment not being decoded, resulting in the erroneous deletion of “world”, since the 2nd pass center frame lags that of the

1st pass by 3 frames and is still processing $T - 3$ when 1st pass emits EOS. See Figure 1b.

2. **Finalize when 2nd pass reaches EOS timestamp.** This would mean waiting until the center frame of the 2nd pass decoder (currently at $T - 3$) to reach T , or equivalently, for the center frame of the 1st pass decoder or causal encoder (currently at T) reaches $T + 3$. This can be visualized in Figure 1b as sliding the blue fprop context windows 3 frames rightward. By then, “world” is correctly decoded by the 2nd pass decoder, avoiding the deletion error from Option 1 above. However, this requires waiting for 3 additional frames to be generated because they are needed by the cascaded encoder as right-context. Incurring 3 frames of latency (900 ms in reality) can be prohibitive for user experience.

3. **Inject 900 ms of dummy right-context frames, then finalize when 2nd pass reaches EOS timestamp.** In this best-of-both-worlds alternative, we still allow the 2nd pass to decode until the EOS timestamp to avoid deletion errors, but we prevent *waiting* for 3 right-context frames by immediately injecting 3 dummy right-context frames, as illustrated in Figure 1c. Since the dummy frames are injected all at once, the cascaded encoder can fprop them all in parallel, as illustrated by the three fprop context windows in Figure 1c. And they are injected at the input to the cascaded encoder, so we save some compute by not fpropping anything through the causal encoder. All this can occur at time T before the arrival of the next frame; thus the *algorithmic* latency of the process is zero. The *computational* latency (time for the cascaded encoder to fprop and decode the dummy frames), on the other hand, is a relatively low 208 ms based on measurements with a Pixel 6 phone on a similar architecture [13]. Unlike Option 2, which has an algorithmically lower-bounded latency of 900 ms, 208 ms is an acceptable amount of user-perceived latency and can be improved with better hardware.

We experiment with two types of dummy frames:

- **Zero:** all dummy frames are zero vectors
- **Last-frame:** all dummy frames are identical to last frame outputted by the causal encoder. The rationale is that the last frame occurs during the brief silence after the user speaks and is a better encoder representation of silence than zeros.

Table 1: Comparison of 2nd-pass EOS handling strategies

2nd pass EOS handling	WER	2nd pass final. latency	
		Algorithmic	Computational
B1: Finalize at EOS emission	17.99	0	~ 0
B2: Finalize at EOS timestamp	17.31	900	≥ 900
E1: B2 + dummy frames (zeros)	18.65	0	208 [13]
E2: B2 + dummy frames (last)	15.86	0	208 [13]

Table 1 summarizes the WER and algorithmic and computational latency of 2nd pass finalization for all the strategies discussed in this section. We pick as our final strategy the one which gives the best WER and finalization latency, namely dummy last-frame injection (E2). Again, we apply this strategy only during inference.

3. EXPERIMENTAL SETTINGS

3.1. Model and dataset

Our base cascaded encoder model is identical to that of [14] in vocabulary, architecture, optimizer setup, training data, codebase, and training hardware. Briefly, the causal encoder, cascaded encoder, and separate decoders have 47M, 60M, and 4.4M parameters, respectively. It’s trained on 400k hours of English anonymized audio-text pairs from multiple domains, such as YouTube and anonymized voice search traffic. Our data handling abides by Google AI Principles [15].

3.2. EOS joint layer

Our EOS joint layer is identical in size to, and initialized from the weights of, the fully trained ASR joint layer. It consumes the outputs of the encoder and prediction network, allowing it to see both acoustic and linguistic context, as shown in Figure 1a. It is finetuned on the same dataset but with the target transcripts augmented by EOS tokens. The EOS annotation scheme is identical to that of [5, 6]. Briefly, EOS tokens are inserted at the end of the transcript for short-query utterances, such as voice search. They’re also inserted between two words for other utterances, such as YouTube, when there is a long silence preceded by no hesitation or an even longer silence preceded by hesitation. During inference, if the EOS token negative log-probability cost goes below a certain threshold, the 1st-pass beam search will immediately finalize and the EOS timestamp will be routed to the 2nd pass for 2nd-pass finalization.

3.3. Beam search

We use a frame-synchronous beam search for both passes. The 1st and 2nd passes have beam sizes of 4 and 8, respectively, with pruning threshold of 5 for both. At each frame, we apply breadth-first search for possible expansions similar to [16], ignoring any expansion with a negative log posterior of 5 or greater, and limiting the search depth to 10 expansions.

3.4. Voice activity detector

Our pipeline contains a lightweight voice activity detector [17] upstream of the E2E model. In addition to being used as a segmenter in our VAD segmenter experiments, it also functions as a frame filterer; consecutive frames classified as silence are filtered out after the initial 200 ms of silence. Frame filtering is turned on for all experiments to match edge deployment conditions.

3.5. Evaluation

YouTube videos are multi-domain (commentary, lectures, meetings, etc.) and are often long-form [18], making captioning of YouTube audio an ideal task for our long-form study. We evaluate on YT_LONG, a standard YouTube testset used in [19, 20, 21] whose videos are sampled from YouTube video-on-demand. YT_LONG has 77 total utterances made of 22.2 hours and 207191 words, with median utterance length of 14.8 minutes.

Table 2: Segment lengths (SL), EOS latencies (EOS), and WERs of various segmenters on YT_LONG

Segmenter	SL50	SL90	EOS50	EOS90	2nd pass WER	1st pass WER
B3: Fixed-3s	3.0	3.0	-	-	19.60	19.20
B4: Fixed-5s	5.0	5.0	-	-	17.78	19.39
B5: Fixed-10s	10.0	10.0	-	-	16.82	19.16
B6: VAD	3.3	14.0	380	490	16.23	19.13
E3: E2E	6.9	20.8	240	480	15.86	18.72
⇒ E3 vs. B6	-	-	-140	-10	-2.4%	-2.1%

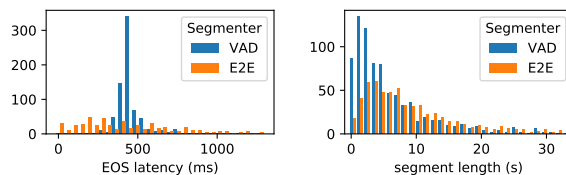


Fig. 2: Distributions of latencies and segment lengths.

4. RESULTS

In this section, we report the 50th and 90th percentile segment lengths in seconds (SL50/90) and EOS latency in milliseconds (EOS50/90), along with 1st and 2nd pass WER. Segment lengths provide a gauge of how aggressive the segmenter is. A reasonable length for segments is 10-20 seconds. EOS latency is measured as the delay from the end-of-speech (obtained via forced alignment) and the EOS timestamp. For consistency, we only keep the EOS latencies for the last segment of each utterance in order to de-confound the fact that different segmenters have different number of segments. 1st pass WER is important for live-streaming accurate results to the user as they speak, while 2nd pass WER is important for sending accurate results to the downstream task.

4.1. Main results

Table 2 shows our main results: we evaluate the E2E segmenter (E3) against the VAD (B6) and a few fixed-length segmenters (B3-B5) as baselines. Note that henceforth we will use E2E and VAD to refer to their respective segmenters. The fixed-length segmenters fare worse than the VAD and E2E in WER as expected, despite having segment lengths within the same range, indicating that segment length alone does not have a strong effect on WER. The E2E segmenter achieves a median EOS latency gain of 140 ms, and a small 90th percentile gain of 10 ms over the VAD. Further, it achieves a WER gains of 2.4% and 2.1% on the 2nd and 1st pass, respectively. While the WER gains are modest, the median latency gain of 140 ms is significant for user experience.

The distributions of EOS latency are shown in Figure 2 (top) for E2E and VAD. Note here we include the EOS latencies across all segments in the testset (as opposed to only the last segment) to get more statistics. E2E has significantly more variance in its EOS latency distribution, perhaps reflecting the diversity of acousto-linguistic situations under which it must make a decision. For example, some EOS may be easy to predict from the linguistic context, while others may be ambiguous and require more acoustic context. Note that the VAD has no EOS latency under 200 ms as expected due to its design of requiring 200 ms of detected silence before activating (Section 1). The distributions of segment length are shown in Figure 2 (bottom). The biggest difference is that E2E has much fewer segments lengths near zero than the VAD, reflecting the fact that during very long silences, the VAD—which only cares whether the past 200 ms is silence—can emit more than one EOS signal within the same span of silence.

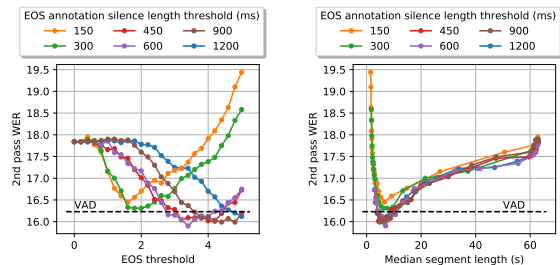


Fig. 3: Ablation study of 2nd pass WER as a function of various levels of EOS emission aggressiveness during training and inference.

4.2. Ablation study

There are two hyperparameters that tune how aggressively EOS signals are emitted during inference: (1) **EOS threshold**, the negative-log-probability threshold under which EOS is emitted during *inference*, and (2) **Silence length threshold**, the minimum length of silence between two words in a *training* utterance such that a EOS token will be injected between those two words in its target transcript. We provide an ablation study against both these parameters in Figure 3 (left), where we plot the WER against the EOS threshold (x-axis) for multiple silence length thresholds (legend). Each curve has a sweet spot where the WER is optimal, and the EOS threshold at which this occurs gets smaller (tighter) as the silence length threshold gets smaller (looser). It makes sense: if the model is trained to emit EOS more aggressively (smaller silence length threshold), then it needs to be more restricted during inference (smaller EOS threshold). This study shows the silence length threshold hyperparameter is rather insensitive during training as we can compensate for it during inference. In Figure 3 (right), we plot the same data but against the median segment length (x-axis), which is tuned via the EOS threshold. This shows that the changing the silence length threshold does not affect the optimal segment lengths during inference, suggesting that the testset has an underlying sweet spot for how long segments should be. We choose as our operating point the point that gives best WER, 600 ms silence length threshold and 3.7 EOS threshold, and use this operating point for the results in Table 2 and Figure 2.

4.3. Oracle WER

Since we use a fixed ASR model, measuring the oracle WER (OWER) can give some insight into how much improvement can come from a better beam search decoding. In Table 3, we report WER and OWER for baseline (B7-B9) and E2E segmenter (E4) on a 15-utterance subset of YT_LONG. This was the subset on which we were able to successfully obtain forced alignments on the transcripts, which are required for computing the oracle WER on long utterances without hitting memory limits. In general, more frequent segmentation increases diversity in the beam search, but can also lead to poorer hypotheses. To rule out this confounding factor, we do a controlled experiment where we pick a EOS threshold such that the median segment length is the same as that of the VAD. At this setting, the E2E achieves a 5.6% OWER gain over the VAD (Standard column in Table 3). Next, we repeat the comparison under a high lattice diversity scenario by applying 2-gram-based path merging during beam search [22] (Path-merging column). We find that the OWER improves by 25% relative to standard beam search due to path merging, and under these conditions, the E2E achieves an even bigger OWER gain of 7.3% over the VAD. These findings suggest that segmentation improves ASR quality *not* by creating more lattice diversity, but by improving the overall accuracy of the

Table 3: Oracle WER from a standard and 2-gram-based path-merging beam search for various segmenters

Segmenter	SL50	Standard		Path-merging	
		WER	OWER	WER	OWER
B7: Fixed-3s	3.0	11.6	10.3	11.4	7.2
B8: Fixed-5s	5.0	9.6	7.8	9.4	6.0
B9: VAD	4.4	7.8	5.4	7.9	4.1
E4: E2E	4.4	7.8	5.1	7.9	3.8
⇒ E4 vs. B9	-	-	-5.6%	-	-7.3%

hypotheses in the lattice.

4.4. Error analysis

Lastly, we investigate the decoding of some single utterances with the E2E and VAD segmenters to better understand where the wins and losses are coming from. Table 4 shows snippets of three long utterance decodings for the E2E and VAD. EOS locations are shown in blue and deletions/insertions relative to ground truth are shown in red/green. In Table 4a, the VAD substitutes “up” for “just”, but E2E does not make that mistake. The only difference was that the VAD emitted an EOS immediately after “up”, causing the prior (erroneous) hypothesis to be finalized, whereas E2E had the opportunity to correct the top hypothesis given later context. A similar story applies to Table 4b, where the VAD prematurely finalizes the deletion of “you can put the” by emitting an EOS immediately afterward. The examples from Table 4a and 4b highlight a more general trend that the WER wins from E2E tend to be due to smarter EOS boundaries, preventing finalization of the wrong hypotheses. We were unable to find any trends that favored the VAD over E2E, and the VAD wins tended to be less systematic. For example, Table 4c shows a loss for E2E, where “over stretch” is substituted by “overstretch”. Since both VAD and E2E shared the same ASR model and differ only in the segmenters, this error can only be attributed to the two having different decoder states and beam search lattices caused by earlier differences in EOS emission. It’s unlikely that such non-systematic errors favor one segmenter over the other.

5. CONCLUSION

We have unified the E2E segmenter with the two-pass cascaded encoder model, an important step toward low latency and high quality long-form speech recognition in streaming mode. Advantages of this unification include simplicity (removing additional VAD module), EOS latency reduction, and WER improvements on both the 1st and 2nd pass.

Table 4: Error analysis.

	VAD Segmenter	E2E Segmenter
(a) Win	... <EOS>the inch <EOS> increments here all my line <EOS>just up <EOS> so we get the same <EOS>...	... <EOS>the inch <EOS> increments here all my line <EOS>just so we get the same <EOS>...
(b) Win	... you can go around like i was doing before you can put the <EOS>edge every time right up to your you can go around like i was doing before <EOS>you can put the <EOS>today edge every time right up to your ...
(c) Loss	... <EOS>you don’t have to go back and forth and over stretch or i’m sorry over shrink or over stretch depending what you’re doing and cause an issue <EOS>...	... <EOS>you don’t have to go back and forth and over stretch overstretch or i’m sorry over shrink or over stretch overstretch depending what you’re doing and cause an issue <EOS>...

6. REFERENCES

- [1] Arun Narayanan, Tara N Sainath, Ruoming Pang, Jiahui Yu, Chung-Cheng Chiu, Rohit Prabhavalkar, Ehsan Variiani, and Trevor Strohman, "Cascaded encoders for unifying streaming and non-streaming asr," in *ICASSP 2021-2021 IEEE International Conference on Acoustics, Speech and Signal Processing (ICASSP)*. IEEE, 2021, pp. 5629–5633.
- [2] Yuan Shangguan, Rohit Prabhavalkar, Hang Su, Jay Mahadeokar, Yangyang Shi, Jiatong Zhou, Chunyang Wu, Duc Le, Ozlem Kalinli, Christian Fuegen, et al., "Dissecting user-perceived latency of on-device e2e speech recognition," *arXiv preprint arXiv:2104.02207*, 2021.
- [3] Javier Ramirez, Juan Manuel Górriz, and José Carlos Segura, "Voice activity detection. fundamentals and speech recognition system robustness," *Robust speech recognition and understanding*, vol. 6, no. 9, pp. 1–22, 2007.
- [4] Takenori Yoshimura, Tomoki Hayashi, Kazuya Takeda, and Shinji Watanabe, "End-to-end automatic speech recognition integrated with ctc-based voice activity detection," in *ICASSP 2020-2020 IEEE International Conference on Acoustics, Speech and Signal Processing (ICASSP)*. IEEE, 2020, pp. 6999–7003.
- [5] W Ronny Huang, Shuo-yiin Chang, David Rybach, Rohit Prabhavalkar, Tara N Sainath, Cyril Allauzen, Cal Peysers, and Zhiyun Lu, "E2e segmenter: Joint segmenting and decoding for long-form asr," *arXiv preprint arXiv:2204.10749*, 2022.
- [6] Shuo-yiin Chang, Bo Li, Tara N Sainath, Chao Zhang, Trevor Strohman, Qiao Liang, and Yanzhang He, "Turn-taking prediction for natural conversational speech," *arXiv preprint arXiv:2208.13321*, 2022.
- [7] Binbin Zhang, Di Wu, Zhuoyuan Yao, Xiong Wang, Fan Yu, Chao Yang, Liyong Guo, Yaguang Hu, Lei Xie, and Xin Lei, "Unified streaming and non-streaming two-pass end-to-end model for speech recognition," *arXiv preprint arXiv:2012.05481*, 2020.
- [8] Jay Mahadeokar, Yangyang Shi, Ke Li, Duc Le, Jiedan Zhu, Vikas Chandra, Ozlem Kalinli, and Michael L Seltzer, "Streaming parallel transducer beam search with fast-slow cascaded encoders," *arXiv preprint arXiv:2203.15773*, 2022.
- [9] Shuo-Yiin Chang, Bo Li, David Rybach, et al., "Low latency speech recognition using end-to-end prefetching," in *Proc. Interspeech*, 2020.
- [10] Bo Li, Anmol Gulati, Jiahui Yu, Tara N Sainath, Chung-Cheng Chiu, Arun Narayanan, Shuo-Yiin Chang, Ruoming Pang, Yanzhang He, James Qin, et al., "A better and faster end-to-end model for streaming asr," in *ICASSP 2021-2021 IEEE International Conference on Acoustics, Speech and Signal Processing (ICASSP)*. IEEE, 2021, pp. 5634–5638.
- [11] Bo Li Tara Sainath Chao Zhang Yanzhang He Shaan Bijwadia, Shuo-yiin Chang, "Toward Domain-Invariant Speech Recognition via Large Scale Training," in *Proc. SLT*, 2018.
- [12] Tara N Sainath, Ruoming Pang, David Rybach, Yanzhang He, Rohit Prabhavalkar, Wei Li, Mirkó Visontai, Qiao Liang, Trevor Strohman, Yonghui Wu, et al., "Two-pass end-to-end speech recognition," *Proc. Interspeech 2019*, pp. 2773–2777, 2019.
- [13] Tara N Sainath, Yanzhang He, Arun Narayanan, Rami Botros, Weiran Wang, David Qiu, Chung-Cheng Chiu, Rohit Prabhavalkar, Alexander Gruenstein, Anmol Gulati, et al., "Improving the latency and quality of cascaded encoders," in *ICASSP 2022-2022 IEEE International Conference on Acoustics, Speech and Signal Processing (ICASSP)*. IEEE, 2022, pp. 8112–8116.
- [14] Shaojin Ding, Weiran Wang, Ding Zhao, Tara N Sainath, Yanzhang He, Robert David, Rami Botros, Xin Wang, Rina Panigrahy, Qiao Liang, et al., "A unified cascaded encoder asr model for dynamic model sizes," *arXiv preprint arXiv:2204.06164*, 2022.
- [15] "Artificial intelligence at google: Our principles.," <https://ai.google/principles/>, Accessed: 2022-07-20.
- [16] Anshuman Tripathi, Han Lu, Hasim Sak, and Hagen Soltau, "Monotonic recurrent neural network transducer and decoding strategies," in *2019 IEEE Automatic Speech Recognition and Understanding Workshop (ASRU)*. IEEE, 2019, pp. 944–948.
- [17] Rubén Zazo Candil, Tara N Sainath, Gabor Simko, and Carolina Parada, "Feature learning with raw-waveform cldnns for voice activity detection," 2016.
- [18] Arun Narayanan, Rohit Prabhavalkar, Chung-Cheng Chiu, David Rybach, Tara N Sainath, and Trevor Strohman, "Recognizing long-form speech using streaming end-to-end models," in *2019 IEEE Automatic Speech Recognition and Understanding Workshop (ASRU)*. IEEE, 2019, pp. 920–927.
- [19] H. Soltau, H. Liao, and H. Sak, "Reducing the Computational Complexity for Whole Word Models," in *Proc. ASRU*, 2017.
- [20] C.-C. Chiu, W. Han, Y. Zhang, et al., "A comparison of end-to-end models for long-form speech recognition," in *Proc. ASRU*, 2019.
- [21] Chung-Cheng Chiu, Arun Narayanan, Wei Han, Rohit Prabhavalkar, Yu Zhang, Navdeep Jaitly, Ruoming Pang, Tara N Sainath, Patrick Nguyen, Liangliang Cao, et al., "Rnn-t models fail to generalize to out-of-domain audio: Causes and solutions," in *2021 IEEE Spoken Language Technology Workshop (SLT)*. IEEE, 2021, pp. 873–880.
- [22] Rohit Prabhavalkar, Yanzhang He, David Rybach, Sean Campbell, Arun Narayanan, Trevor Strohman, and Tara N Sainath, "Less is more: Improved rnn-t decoding using limited label context and path merging," in *ICASSP 2021-2021 IEEE International Conference on Acoustics, Speech and Signal Processing (ICASSP)*. IEEE, 2021, pp. 5659–5663.