

Multi-Template Temporal Siamese Network for Long-Term Object Tracking

Ali Sekhavati

School of Electrical Engineering and Computer Science
University of Ottawa, Canada
Ali.Sekhavati@uottawa.ca

Won-Sook Lee

School of Electrical Engineering and Computer Science
University of Ottawa, Canada
wslee@uottawa.ca

Abstract

Siamese Networks are one of most popular visual object tracking methods for their high speed and high accuracy tracking ability as long as the target is well identified. However, most Siamese Network based trackers use the first frame as the ground truth of an object and fail when target appearance changes significantly in next frames. They also have difficulty distinguishing the target from similar other objects in the frame. We propose two ideas to solve both problems. The first idea is using a bag of dynamic templates, containing diverse, similar, and recent target features and continuously updating it with diverse target appearances. The other idea is to let a network learn the path history and project a potential future target location in a next frame. This tracker achieves state-of-the-art performance on the long-term tracking dataset UAV20L by improving the success rate by a large margin of 15% (65.4 vs 56.6) compared to the state-of-the-art method, HiFT. The official python code of this paper is publicly available.

1. Introduction

Visual object tracking has many applications in security, robotics, traffic control, sports, etc. Recent improvements in machine learning have greatly enhanced the field of object tracking. One can divide object tracking into two categories: short-term tracking and long-term tracking. Short-term tracking is the task of tracking the target in videos that are mostly a few seconds long. This is unlike long-term tracking videos which can take a few minutes. Also in short-term tracking, target disappearance and full occlusions are not as common as in long-term tracking.

Most of the early trackers were short-term trackers. This type of tracking requires target modeling either as key points describing the target's appearance or as the features extracted by a network. In short-term tracking we expect each frame to have small changes, and occlusions happen for a relatively short period of time. However, it is still possible for the shape and illumination to change a lot. So, it is important to design a model that can easily adapt itself with changes in the target's appearance.

On the other hand, in long-term tracking there are frequent long occlusions, and a target may disappear from the scene and reappear after some time. Long-term tracking models need to learn more robust features of the target than those of short-term tracking models as the target appearance changes can be a lot bigger than in short-term tracking cases. The features should be robust against frequent appearance changes and be capable of distinguishing the target from background and other similar objects in the scene.

Aside from detecting target position, long-term trackers need to understand whether the target is visible in the frame or not and re-detect the target when it becomes visible again. Some long-term trackers use the target's features in the last frames as well as in the first frame to track the current frame. When the target becomes visible after some time of absence, they have a chance to recognize the target by comparing it with the first frame's target appearance. The first frame target appearance is also known as the ground truth information of the target. Typically, long-term tracking requires bigger search windows and needs to decide if the target exists in the frame or not. Considering the difficulties of long-term tracking, this type of trackers mostly depends on heavier computations than short-term trackers.

In this paper, we propose a simple Siamese-based long-term tracker that addresses targets' appearance changes during tracking. Firstly, features of the target in the first frame are extracted and we save it as the first template in a bag of target templates. Then, in every frame, multiple Region of Interest (ROI) for foreground objects are proposed by the Region Proposal Network (RPN) head [7]. If a ROI has an average similarity value above the threshold when compared with all the templates in the bag, it is considered as a target candidate. With target candidates identified, it is time to choose the best candidate by generating a reliability score for each candidate. Our temporal network is designed to predict the target's potential coordinates using its path history.

Given a target's potential position and each candidate's similarity score and position, we produce a reliability score, that measures how likely each given candidate might be the true target. After selecting a candidate with the highest reliability score, if the candidate score is

above a certain threshold, it is considered as the true target.

Finally, the extracted features of the target in the new frame are considered as a new template and may be used as a semi-ground-truth template. While only first frame target is considered as a ground truth template for previous papers, we extend the idea of ground truth template to be a bag of up to n semi-ground-truth templates of the target. The bag of templates contains the first frame target and add next frame templates to upto n . As more diverse of those n templates is better, we continuously replace templates inside the bag with new and diverse information, so that the bag of templates can be used as dynamic ground truth of the target object.

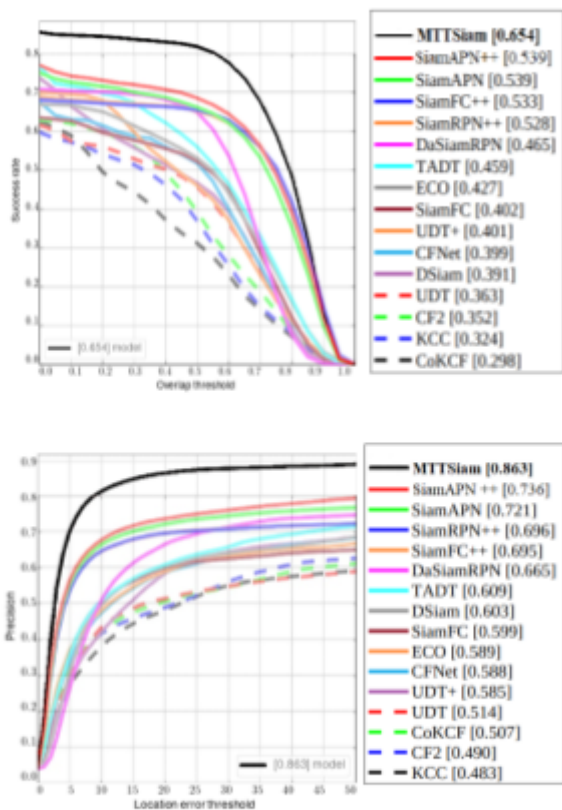


Figure 1: Comparison of our method over previous state of the art on UAV20L dataset. Our model is denoted with the black line.

Our approach for a new Siamese-based tracker for long-term tracking has the following technical contributions.

- New strategy for updating bag of templates capable of addressing changes in target’s appearance
- A path prediction network that predicts the coordinates of the target bounding box in the next frame.
- A candidate selection algorithm that makes the tracking reliable by combining similarity scores with target’s path information.

Figure 1 shows comparison between our method (MTTsiam) and others. First graph shows the success rates while the second shows the precision. The legend numbers in the success rate graph indicate the AUC for each tracker. The numbers in the legend in the precision graph show each tracker’s performance when the location error threshold is 20 pixels. Our method shows higher performance by large gap compared other methods.

2. Related Work

Two major architectures for object tracking that most of the state-of-the-art methods use are Siamese based and filter-based trackers. Siamese based trackers are mostly used for long-term tracking whereas filter-based trackers are mostly used for short-term tracking. It is important to first know what makes short-term and long-term tracking different.

In the next part we will have a brief overview of some of the most famous Siamese based and filter-based trackers.

2.1. Siamese based trackers

Recent improvements in deep learning have affected visual object tracking. Since Bertinetto et al. [1] first used the idea of Siamese network for object tracking, it has become widely spread in tracking tasks. They trained a fully convolutional Siamese network for detecting similarities in two images: a target in the first frame and the search window in next frames. They used the target appearance on the first frame as the anchor image and found the target in a search window image in next frames by cross-correlating their feature maps extracted by the convolutional network. Its simple architecture, accurate results and high-speed performance encouraged many others to further expand upon their works.

Li et al. [2] added a region proposal network to the Siamese backbone containing a classification and regression branch to the Siamese architecture and highly improved the performance. However, they did not use a very deep network for feature extraction. Deeper networks for extracting meaningful features for tracking was explored by Li et al. [3] in a separate study where they proposed SiamRPN++ tracker by solving the lack of translation invariability to use a deeper network resulting in better accuracy.

A big problem with many trackers is mistakenly tracking similar objects to targets. Zhu et al. [4] proposed a solution on how to handle this problem by changing the training process and adding a distractor aware module to the original Siamese region proposal network. Voigtlaender et al. [5] designed a two stage tracker based on the Faster RCNN [7] detection algorithm followed by

filters. Babenko et al. [13] realized that using only a single image patch in an image as the positive sample can lead to poor tracking performance. So, they decided to use multiple windows of the surrounding areas of the target as well as the target window as positive samples for training a classifier to distinguish the target from the background. They used further areas in images as the negative

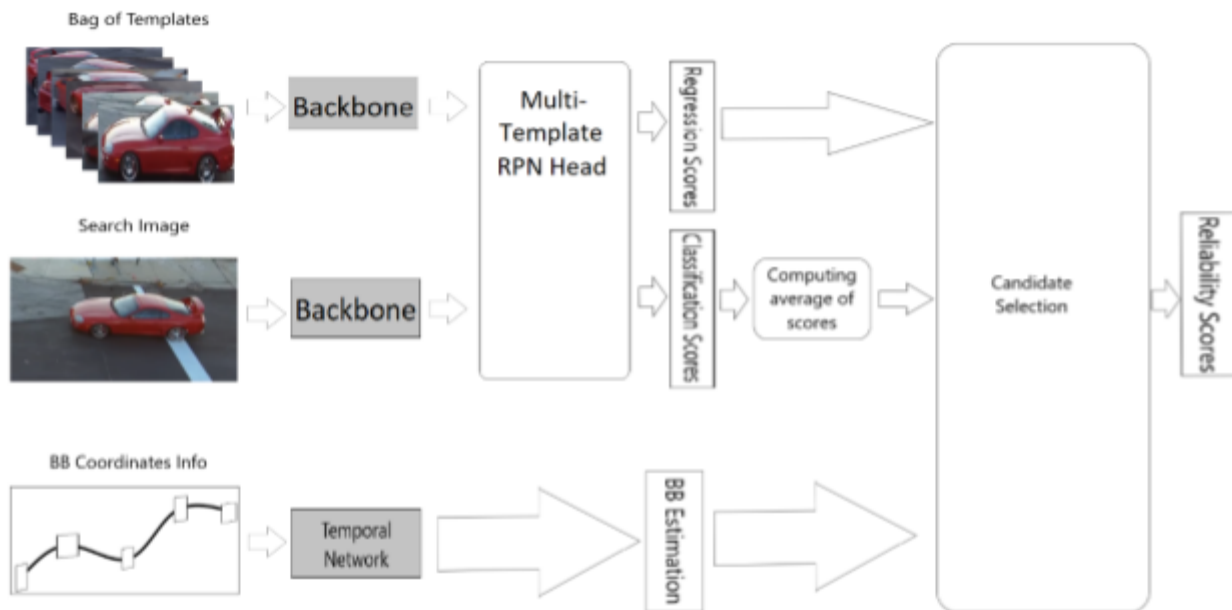


Figure 2: An overview of the pipeline. Given a search image, this algorithm firstly uses n templates to identify the target in the search image and computes weighted average of the candidates. The final classification scores as well as fine-tuned bounding boxes and predicted bounding box coordinates are given to the candidate selection algorithm to find the most reliable candidate.

dynamic programming to separate real targets from distractors. However, it relies on heavy computations and produces suboptimal results.

2.2. Filter based trackers

A study conducted by Bolme et al. [6] produced one of the earliest and fastest trackers based on adaptive correlation filters. The key to its high speed was the simplicity of their method and the use of Fast Fourier Transform (FFT). Since then many researchers designed high performance trackers based on correlation filters, with encouraging results in speed and accuracy. KCF tracker [11] is an example of such trackers. The algorithm uses the idea of Kernelized Correlation Filters using all channels in an image, also utilized with HOG features for having a boost in performance.

Unlike the previous works that use all pixels in the templates, Alan Lukezic et al. [12] used a spatial reliability score map for understanding foreground and background without necessarily relying on square shaped

samples. By doing so, they observed a huge improvement over the previous works.

Goutam Bhat et al. [14] proposed a deep learning based framework for object tracking that is trained in an end-to-end fashion. In that work, they also use the information of the background for tracking with more robustness. This helps the tracker for not mistaking the target with similar objects. They extract important target features from the training set and generate an optimized model of the target. Then by comparing it with the features extracted from the test image, they can detect the target with high accuracy and speed. Unlike Siamese based trackers, since they update the training set and the optimized model as the number of frames increase, their method does not rely solely on the target appearance in the first frame. So, they can better address any change in target appearance than Siamese based trackers.

There are two main advantages of MTTsiam over the previous methods. Firstly, through better use of templates it performs long-term tracking with good results in

short-which is highly beneficial and yet ignored by those methods.

3. Methods

This section provides a more detailed and clear explanation of the proposed algorithm, Multi-Template Temporal Siamese network (MTTSiam). Figure 2 shows an illustration of this method.

3.1. Multiple templates

Despite recent improvements in Siamese based tracking, most of them are unable to handle changes that targets might have as tracking goes on. The main cause of



Figure 4: How the bag of templates gets updated using 6 templates. Template #1 contains the target in the first frame and never gets updated. Other templates from 2 to 6 contain similar to diverse views of the target and they get replaced by new target appearances. The orange bordered template shows which template is updated for each frame.

this problem is that for finding the target in the current frame, they use a single template extracted in the first frame. Observing the drawbacks of this approach, we use different templates containing the target's features extracted by the backbone in different frames. The first template has the information of the target in the first frame. This template never gets updated, as it contains ground truth information. For long-term object tracking, it is better to rely on this template more than others to obtain better results.

The other templates contain target features extracted from recent frames. If the target is found in the current frame, considering its tracking reliability, one of those templates should be replaced with the new features of the target. Some templates are used for storing the target's features when its tracking reliability is very high, and some are used when the tracking reliability is slightly over minimum threshold used for distinguishing the target from background. In this way, the algorithm can store both recent similar appearances of the target and the ones that are not quite similar yet belong to the target. Figure 3 shows RPN in our network.

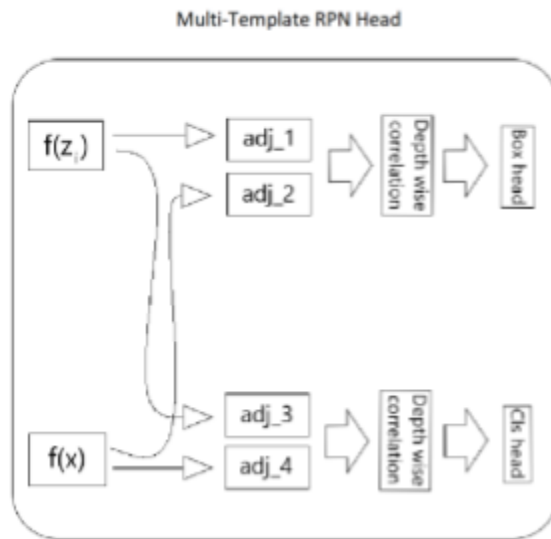


Figure 3: An overview of the Multi-Template RPN Head. $f(z_i)$ is the i^{th} template features extracted by the backbone, $f(x)$ is search image features and adj corresponds to feature adjustment before depth-wise cross-correlation.

For short-term tracking, using recent information is proved to be more useful than the information of the first frame. For instance, [15] is an example of a short-term tracker that replaces the information of the first frame with recent ones and provides robust and accurate tracking. However, due to the challenges in long-term tracking it is better not to lose ground truth information provided in the first frame. MTTSiam relies on both

ground truth and the recent frames information. It extracts new templates from those frames and after passing the new search region through the backbone and RPN head, it detects possible candidates for the target. Let Z_i for $i \in \{1, 2, \dots, 6\}$ denote the templates extracted from different frames. Z_i always represents the ground truth information. Let f denote the transform made by the backbone. Equation (1) shows the extracted features from templates:

$$f(z_i) = E_i \quad (1)$$

where i represents the number of templates. The features E_i and the current search region E_x are fed into the RPN head and produce k anchors with $2*i*k$ different classification scores. Each of those classification scores show the probability of whether the anchor contains the corresponding template in itself or the background instead. Let $C_{k,i}$ denote the classification score for anchor k and template i . The final classification score is computed as follows:

$$C_k = \sum_{i=0}^n W_i C_{k,i} \quad (2)$$

where W denotes the specified weight for each of the templates and n is the number of templates. Finally, the top 10 scores are stored to be processed by the candidate selection algorithm.

Figure 4 shows an example of member update in the bag of dynamic templates.

3.2. Candidate Selection Algorithm

The candidate selection algorithm is responsible for combining similarity scores and candidates' coordinates with path information of the tracker. Its purpose is to prevent the tracker from mistakenly switching between possible similar distractors and the target, and to know whether the tracked object is a distractor or the real target. To this end, the first step is to approximate the position of the target in the current frame, using only its coordinates in the previous frames. In this paper, the prediction is done through a temporal network that uses the bounding box coordinates of the previous 4 frames to predict target position in the next frame.

3.2.1 Temporal Network

A temporal network is trained on the GOT10K dataset to predict the target coordinates using the bounding boxes produced in the previous 4 frames. Since images have different resolutions, we divided the height and width coordinates of bounding boxes by image height and width. In this way, all coordinates remain between 0 and 1 and make the regression task simpler for the network. For training the network we used L2 regularization to prevent the network from overfitting.

3.2.2 Reliability Score

Having the final similarity scores and an approximation of where the target can be found in the current frame, it is time to combine the two to find the most reliable candidate. For each of the 10 selected candidates, firstly a distance error is computed. This is done by measuring the absolute difference of the predicted coordinates and the given coordinates:

$$DE_j = \frac{|PC_1 + PC_2 - CC_{j,1} - CC_{j,2}|}{2} \quad (3)$$

where PC_1 and PC_2 is the predicted coordinate on x and y axis, $CC_{j,1}$ and $CC_{j,2}$ is the j th candidate coordinate on x and y axis and DE_j is the distance error for candidate j . Finally, the reliability score for candidate j is calculated with equation 4:

$$RS_j = C_j - \frac{(DE_j - 0.1) * SC_t * (1 - C_j)}{RW} \quad (4)$$

where RS_j is the final reliability score for candidate j , SC_t is the Sequential Confidence value at frame t and RW is a weight that determines how much effect path information should have over similarity score. For every frame, SC gets updated using the equation below:

$$SC_t = \frac{4SC_{t-1} + C_t}{5} \quad (5)$$

According to equation 5, when the similarity score remains high for a sequence of frames, the SC value increases. Otherwise, it decreases. It can be considered as a value determining how confident the tracker has been in recent previous frames. Equation 4 demonstrates that sequential confidence has a highly negative effect on the reliability score if only both SC and DE are high. It also has a positive effect on the reliability score if SC is high and DE is low.

4. Experiments

4.1. Database

In this section we briefly introduce the datasets that were used for MTTsiam evaluation. For this purpose, Table 1 is provided which shows some general information about the datasets used in our experiments.

- UAV123: It is a dataset containing 123 high-resolution videos captured by unmanned aerial vehicles (UAV) or a simulator using the Unreal Engine 4 (UE4). There are more than 110 K frames in this dataset. There are 3 types of videos in this dataset: 103 videos are taken from professional UAVs, 12 videos captured by low-cost UAVs and 8 videos captured by a UAV simulator.

- UAV20L: Our experiments on the UAV20L [9] long-term tracking dataset suggests that having multiple templates of the target and relying on its path information can greatly enhance tracker performance in long-term datasets. Table 4 compares MTTsiam with other state-of-the-art trackers on the UAV20L [9] dataset. This dataset contains 20 long high-resolution videos. It is a subset of the UAV123 dataset.
- OTB: OTB100 dataset contains 100 videos taken from different viewpoints. Videos in this dataset are low-resolution and trackers are evaluated using the success and precision plot of their proposed bounding boxes. OTB50 is a small subset of this dataset containing 50 sequences.

Table 1: The datasets used for evaluation of this tracker.

Dataset	Long/short term	Number and resolution
OTB50	Short	50 short low-resolution videos
OTB100	Short	100 short low-resolution videos
UAV123	Short	123 videos with high-resolution captured by UAVs
UAV20L	Long	20 long videos with high-resolution capture by UAVs

4.2. Results

According to the experiments on the OTB and UAV [9] datasets, MTTsiam has a better performance than many of the state of the art methods. This is due to the use of more templates and the candidate selection algorithm with bounding box prediction, which prevents the tracker from switching between distractors. Table 2 and Table 3 provide more detailed results on the OTB 50 and OTB100 datasets, respectively.

Table 2: Results on OTB 100. **_R** denotes using ResNet 50 as the backbone and **_A** denotes the use of AlexNet for the backbone.

Tracker	SiamFC [1]	SiamFC++ [16]	KYS [17]	Dimp [14]	SiamRPN+ [3]	GradNet [18]
Success	58.7	68.3	69.5	68.6	69.6	63.9
Precision	77.2	91.2	91.0	89.9	91.4	86.1

Tracker	MDNet [19]	Ocean [20]	SiamDW [21]	ECO [22]	MTT Siam_A	MTT Siam_R (Ours)
Success	67.8	67.2	67.4	69.1	67.4	70.4
Precision	90.9	90.2	90.5	91.0	88.7	91.6

There are two main strategies for updating the bag of templates. According to our experiments when doing

short-term tracking it is best to rely on recent frames. On the other hand, in long-term tracking it is best to rely on diverse and carefully selected templates, as well as the target features in the first frame. The reason for this difference is that short-term tracking requires addressing changes in target appearance in a short amount of time. So it is necessary to have a model which knows the latest target appearance. On the other hand, long-term tracking requires a tracker to better identify the target after long target disappearances. So, it is important to have a bag of target templates containing different appearances of the target. Figure 5 shows an example showing how well it is performing in tracking a car with a moving camera where the objects are very blurred.




Figure 5: MTTsiam performance in low resolution blurry images. The green line shows the ground truth and the yellow line is proposed by MTTsiam. Images are from the OTB100 dataset [8].

Table 3: Results on OTB 50. **_R** denotes using ResNet 50 as the backbone and **_A** denotes the use of AlexNet for the backbone. MTSiam means using different templates without the robustifier and SiamR means using the temporal path predictor network without using multiple templates.

Tracker	SiamRPN+_A	SiamRPN+_R	MTT Siam_A	MTT Soam_R	MTT Siam_A	SiamR_A
Success	61.7	66.5	64.2	66.8	63.3	61.9
Precision	83.3	88.6	87.6	89.5	85.7	83.9

Table 4: Results of comparison on UAV20L [9] long-term tracking dataset. Our method shows a lot better performance by big margin.

Tracker	SiamFC [1]	HiFT [10]	DaSiamRPN [4]	ECO [22]	SiamRPN++ [3]	MTTSiam (ours)
Success \uparrow	40.2	56.6	46.5	59.9	52.8	65.4
Precision \uparrow	59.9	76.3	66.5	42.7	69.6	86.3

4.3. Ablation study

Table 5 shows the effect of each of our contributions. According to our experiments, the candidate selection algorithm plays a bigger role when the templates are being replaced as it helps to choose better templates. It also shows that when multiple templates are used and the candidate selection algorithm chooses the most reliable candidate, it achieves the best results. Table 5 contains some of our experiments on the UAV and OTB datasets.

Table 5: Ablation study on 3 datasets. The numbers show the success rates.

MTTSiam	OTB 100	UAV123	UAV20L
6 templates AlexNet	0.674	0.581	-
6 templates ResNet50	0.704	0.622	0.653
10 templates ResNet50	0.704	0.633	0.654
adaptive thresholds ResNet50	0.701	0.628	0.645

4.3.1 Number of templates

In our experiments, we set the number of templates to 6 and 10. Increasing the number of templates from 1 to 6 hugely improves the results on all datasets. However, increasing them from 6 to 10 slightly improves the results.

4.3.2 Effect of different backbones

We tried two different backbones in our experiments: AlexNet and ResNet 50. The success rates obtained by the Resnet 50 in all the experiments are higher than those obtained with AlexNet. However, when using 10 templates, MTTSiam with AlexNet as backbone runs 6 times faster than when ResNet 50 is used.

4.3.3 Thresholds for updating templates

For updating the templates, two types of thresholding is used: Adaptive thresholding and fixed thresholding. Adaptive thresholding measures how confident the tracker has been in previous frames and sets new thresholds for more robust to changes in image resolution and can work well with both backbones. Fixed thresholding is also used in our experiments.

When fixed thresholds are used, unlike adaptive thresholding, the model needs to have different threshold values for different backbones.

4.4. Training details

For training the temporal network, we used the GOT10k dataset. Having the bounding box coordinates of every 4 sequential frames, the regressor network predicts the bounding box coordinates of the target in the next one. For finding the similarities, the backbone and the RPN head are not re-trained and we used the pretrained models provided by the baseline. We used a batch size of 16384 and trained it with SGD optimizer with momentum value set to 0.9 and weight decay set to 0.001 for 1000 epochs. Learning rate is 0.4 at the beginning, and after each epoch it is replaced by $0.99^{\text{epoch-number}}$. The official python code is available on:

<https://github.com/AliGreen0/MTTSiam>.

5. Conclusion

In this paper a new multi template temporal Siamese based tracker that utilizes bounding box coordinates *prediction for robust tracking is introduced*. Experiments on public datasets and real life videos show the superiority of this method over previous works that do not update the model during inference. We believe that providing new methods for updating the templates and the types of augmentation used before updating them can boost the performance of this tracker.

References

- [1] Bertinetto, L., Valmadre, J., Henriques, J. F., Vedaldi, A., & Torr, P. H. (2016, October). Fully-convolutional siamese networks for object tracking. In European conference on computer vision (pp. 850-865). Springer, Cham.
- [2] Li, B., Yan, J., Wu, W., Zhu, Z., & Hu, X. (2018). High performance visual tracking with siamese region proposal network. In Proceedings of the IEEE conference on computer vision and pattern recognition (pp. 8971-8980).
- [3] Li, B., Wu, W., Wang, Q., Zhang, F., Xing, J., & Yan, J. (2019). Siamrpn++: Evolution of siamese visual tracking with very deep networks. In Proceedings of the IEEE/CVF Conference on Computer Vision and Pattern Recognition (pp. 4282-4291).
- [4] Zhu, Z., Wang, Q., Li, B., Wu, W., Yan, J., & Hu, W. (2018). Distractor-aware siamese networks for visual object tracking. In Proceedings of the European conference on computer vision (ECCV) (pp. 101-117).

- [5] Voigtlaender, P., Luiten, J., Torr, P. H., & Leibe, B. (2020). Siam r-cnn: Visual tracking by re-detection. In Proceedings of the IEEE/CVF Conference on Computer Vision and Pattern Recognition (pp. 6578-6588).
- [6] Bolme, D. S., Beveridge, J. R., Draper, B. A., & Lui, Y. M. (2010, June). Visual object tracking using adaptive correlation filters. In 2010 IEEE computer society conference on computer vision and pattern recognition (pp. 2544-2550). IEEE.
- [7] Ren, S., He, K., Girshick, R., & Sun, J. (2015). Faster r-cnn: Towards real-time object detection with region proposal networks. *Advances in neural information processing systems*, 28.
- [8] Y. Wu, J. Lim and M. Yang, "Object Tracking Benchmark," in *IEEE Transactions on Pattern Analysis and Machine Intelligence*, vol. 37, no. 9, pp. 1834-1848, 1 Sept. 2015, doi: 10.1109/TPAMI.2014.2388226.
- [9] Mueller, M., Smith, N., & Ghanem, B. (2016, October). A benchmark and simulator for uav tracking. In *European conference on computer vision* (pp. 445-461). Springer, Cham.
- [10] Cao, Z., Fu, C., Ye, J., Li, B., & Li, Y. (2021). HiFT: Hierarchical Feature Transformer for Aerial Tracking. In Proceedings of the IEEE/CVF International Conference on Computer Vision (pp. 15457-15466).
- [11] Henriques, J. F., Caseiro, R., Martins, P., & Batista, J. (2014). High-speed tracking with kernelized correlation filters. *IEEE transactions on pattern analysis and machine intelligence*, 37(3), 583-596.
- [12] Lukezic, A., Vojir, T., Ćehovin Zajc, L., Matas, J., & Kristan, M. (2017). Discriminative correlation filter with channel and spatial reliability. In Proceedings of the IEEE conference on computer vision and pattern recognition (pp. 6309-6318).
- [13] Babenko, B., Yang, M. H., & Belongie, S. (2009, June). Visual tracking with online multiple instance learning. In 2009 IEEE Conference on computer vision and Pattern Recognition (pp. 983-990). IEEE.
- [14] Bhat, G., Danelljan, M., Gool, L. V., & Timofte, R. (2019). Learning discriminative model prediction for tracking. In Proceedings of the IEEE/CVF international conference on computer vision (pp. 6182-6191).
- [15] Sekhavati, Ali, and Najmeh Eghbal. "Auto-correct-integrated trackers with and without memory of first frames." *International Journal of Intelligent Robotics and Applications* 4, no. 2 (2020): 191-201.
- [16] Xu, Y., Wang, Z., Li, Z., Yuan, Y., & Yu, G. (2020, April). Siamfc++: Towards robust and accurate visual tracking with target estimation guidelines. In Proceedings of the AAAI Conference on Artificial Intelligence (Vol. 34, No. 07, pp. 12549-12556).
- [17] Bhat, G., Danelljan, M., Gool, L. V., & Timofte, R. (2020, August). Know your surroundings: Exploiting scene information for object tracking. In *European Conference on Computer Vision* (pp. 205-221). Springer, Cham.
- [18] Li, P., Chen, B., Ouyang, W., Wang, D., Yang, X., & Lu, H. (2019). Gradnet: Gradient-guided network for visual object tracking. In Proceedings of the IEEE/CVF International conference on computer vision (pp. 6162-6171).
- [19] Nam, H., & Han, B. (2016). Learning multi-domain convolutional neural networks for visual tracking. In Proceedings of the IEEE conference on computer vision and pattern recognition (pp. 4293-4302).
- [20] Zhang, Z., Peng, H., Fu, J., Li, B., & Hu, W. (2020, August). Ocean: Object-aware anchor-free tracking. In *European Conference on Computer Vision* (pp. 771-787). Springer, Cham.
- [21] Zhang, Z., & Peng, H. (2019). Deeper and wider siamese networks for real-time visual tracking. In Proceedings of the IEEE/CVF Conference on Computer Vision and Pattern Recognition (pp. 4591-4600).
- [22] Danelljan, M., Bhat, G., Shahbaz Khan, F., & Felsberg, M. (2017). Eco: Efficient convolution operators for tracking. In Proceedings of the IEEE conference on computer vision and pattern recognition (pp. 6638-6646).