

Sarcasm Detection Framework Using Context, Emotion and Sentiment Features

Oxana Vitman^a (oksana.vittmann@gmail.com), Yevhen Kostiuk^a
(kosteugeneo@gmail.com), Grigori Sidorov^a (sidorov@cic.ipn.mx), Alexander
Gelbukh^a (gelbukh@cic.ipn.mx)

^a Instituto Politécnico Nacional, Centro de Investigación en Computación, Av. Juan
de Dios Batiz, s/n, 07320, Mexico City, Mexico

Corresponding Author:

Alexander Gelbukh

Instituto Politécnico Nacional, Centro de Investigación en Computación, Av. Juan
de Dios Batiz, s/n, 07320, Mexico City, Mexico

Tel: (559) 188-7293

Email: gelbukh@cic.ipn.mx

Sarcasm Detection Framework Using Context, Emotion and Sentiment Features

Oxana Vitman^a, Yevhen Kostiuk^a, Grigori Sidorov^a, Alexander Gelbukh^{a,*}

^a*Instituto Politécnico Nacional, Centro de Investigación en Computación, Av. Juan de Dios Batiz, s/n, 07320, Mexico City, Mexico*

Abstract

Sarcasm detection is an essential task that can help identify the actual sentiment in user-generated data, such as discussion forums or tweets. Sarcasm is a sophisticated form of linguistic expression because its surface meaning usually contradicts its inner, deeper meaning. Such incongruity is the essential component of sarcasm, however, it makes sarcasm detection quite a challenging task. In this paper, we propose a model, that incorporates different features to capture the incongruity intrinsic to sarcasm. We use a pre-trained transformer and CNN to capture context features, and we use transformers pre-trained on emotions detection and sentiment analysis tasks. Our approach outperformed previous state-of-the-art results on four datasets from social networking platforms and online media.

Keywords: sarcasm detection, context, emotion, sentiment, transformers

1. Introduction

The world's use of online communications is expanding quickly since social media has become the most important source of news and public opinion about almost every daily topic. The most popular application of social media analysis is detecting consumer sentiment to help businesses and online merchants to

*Alexander Gelbukh.

Email addresses: oksana.vittmann@gmail.com (Oxana Vitman), KostEugene0@gmail.com (Yevhen Kostiuk), sidorov@cic.ipn.mx (Grigori Sidorov), gelbukh@cic.ipn.mx (Alexander Gelbukh)

address the needs of their clients, including handling and resolving complaints.

However, not always emotions or sentiments are expressed directly. Frequently, social media users tend to make their posts or messages sarcastic in order to get better responses from other users and stimulate the virality of social media content. Moreover, negative sarcastic tweets attract substantially higher social media responses when compared to actual negative tweets [16]. Thus, sarcasm identification in online communications, discussion forums, and e-commerce websites has become essential for fake news detection, sentiment analysis, opinion mining, and hate speech detection [14, 20].

For example, applying sentiment analysis task for feedback classification, we might capture only surface meaning for those feedbacks containing sarcasm and classify it as a positive one. However, by applying sarcasm detection model to the same feedback, and detecting sarcasm, we should change the label from positive to negative, since sarcasm is a negative sentiment hidden beneath a positive surface [21].

This incongruity is the essential component of sarcasm, the intention may also be to appear humorous, make fun of someone, or show contempt. As a result, sarcasm is seen as an extremely sophisticated and intelligent language construct that presents a number of difficulties in the perception of emotions.

The following example of a tweet illustrates the above-mentioned nuances: *“On our 6 am walk, my daughter asked me where the moon goes each morning. I let her know it’s in heaven, visiting daddy’s freedom”.*

On the surface, this statement seems to indicate that the speaker is enjoying his morning walk with his daughter and telling her amusing stories. However, a close examination of the speaker’s emotions and sentiment reveals that the speaker is unhappy and experiencing some unpleasant emotions at the time of speaking.

We hypothesize that detecting polarity between the surface and true sentiment is an important component of sarcasm detection. We propose a model that utilizes contextual features, as well as sentiment and emotions features to learn their dependencies related to sarcasm.

2. Related Work

While sarcasm detection is still a relatively new field, it has recently drawn more attention from researchers due to the rapid growth of social media and the need for sentiment analysis therein. A number of approaches have been developed and studied in this regard. In this section, we are going to pay attention to works implementing transformers, neural networks, or focusing on a relation between context, sentiment, emotion, and sarcasm.

The research [22] proposed a model based on BERT [23] fine-tuned on related intermediate tasks, such as sentiment classification and emotion detection, before fine-tuning it on the target task. Experimental results on three datasets that have different characteristics showed that the intermediate task transfer learning model outperforms many previous models.

The study [3] proposed two novel deep neural network models for sarcasm detection. Models add to the BERT architecture two components, namely affective feature embedding and contextual feature embedding. The two models are different in the way the two components are combined and the input to the affective feature embedding component.

The paper [8] proposed a neural network semantic model composed of Convolution Neural Network (CNN), followed by a Long Short Term Memory (LSTM) network and a Deep Neural Network (DNN). The proposed model outperforms Support Vector Machine (SVM) applied to the same dataset.

In the work [2], the authors focus on detecting sarcasm in textual conversation from social media websites and online forums. They developed a model consisting of a multi-head self-attention module and gated recurrent units. The multi-head self-attention module helps in identifying important sarcastic keywords from the input, and the recurrent units learn long-range dependencies between these keywords to classify the input text more accurately. The proposed approach achieved state-of-the-art results on multiple datasets from social media platforms and online networks.

In the paper [5], authors have hypothesized that sarcasm is closely related

to sentiment and emotion. They proposed two attention mechanisms, where the first segment learns the relationship between the different parts of the sentence, and the second segment focuses on the same part of the sentence across the modalities. Finally, representations from both attentions are merged for a multi-class classification task. The research proved that emotions and sentiment help to improve the effect of satire detection, however, the experiments were performed on MUsAr dataset [4], which consists of audiovisual utterances accompanied by its context, thus providing additional cues for sarcasm detection task.

3. Description of Datasets

We conducted experiments on four benchmark datasets: two Reddit [11] subreddits datasets: SARC/movies and SARC/technology, a subset of Internet Argument Corpus-V2 [24] (IAC-V2), and Twitter [19]. All of them have been widely used in evaluating sarcasm detection. The details are shown in Table 1.

Datasets	Train		Test	
	Sarcastic	Non-sarcastic	Sarcastic	Non-sarcastic
SARC/movies	2,533	2,707	641	669
SARC/technology	2,738	1,815	677	462
IAC_V2	2,616	2,600	644	660
Twitter (Ptáček et al., 2014)	22,323	25,785	5,648	6,379

Table 1: Statistics the experimental data.

3.1. Reddit

[11] collected SARC, a corpus comprising of 600,000 sarcastic comments on Reddit. We used two subreddits: SARC/movies and SARC/technology for sarcasm detection. The subreddits contain news and discussions concerning films and development, application, and related issues of technology, respectively.

3.2. Internet Argument Corpus

Internet Argument Corpus (IAC) [24] was collected from online political debates forum. IAC-V2 [1] is the subset of the Internet Argument Corpus. IAC-V2 divides sarcasm into three sub-types, (i.e., general sarcasm, hyperbole, and rhetorical questions). We used the largest subset (general sarcasm) in our experiments.

3.3. Twitter

We used Twitter dataset provided by Tomáš Ptáček [19], who collected a self-annotated corpus of tweets with the *#sarcasm* hashtag. We used the English balanced version.

4. Proposed Method

4.1. Main Idea

The main idea of the architecture is to obtain text representation in a different ways. Thus, the model consists of four different blocks, and each one of them derives different text features.

The first block is a RoBERTa-based [13] model which was pre-trained on merged train chunks of datasets, thus it learned specific sarcasm-related features of the text. The second and third blocks are transformers pre-trained on emotion detection and sentiment analysis tasks respectively. The outputs of these blocks are text representations with regard to emotion and sentiment features. Finally, the fourth block, based on CNN architecture, extracts contextual features and semantic relationships of the words. All text representations are concatenated and the output layer of the model predicts whether input text is sarcastic or not, based on all the features that were passed to it (see Figure 1).

4.2. Overview of the Proposed Approach

The model consists of four blocks: Sarcasm Pre-Trained Transformer (Sar-cPTT), Emotion Detection Pre-Trained Transformer (EmoDPTT), Sentiment

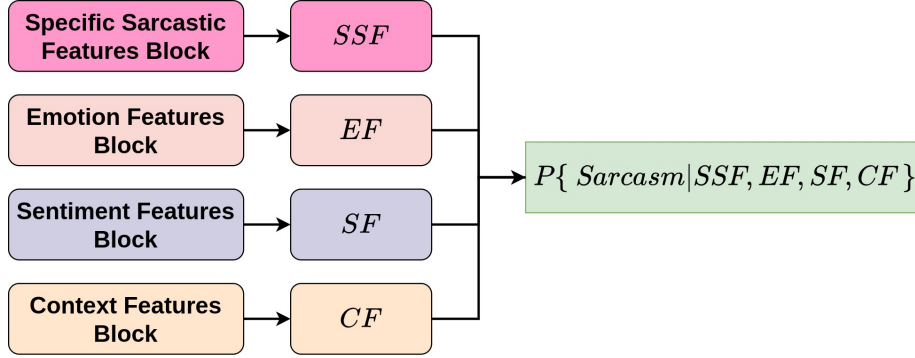


Figure 1: Scheme of the proposed architecture.

Analysis Pre-Trained Transformer (SentAPTT), and CNN block. EmoDPTT and SentAPTT are used as feature extractors and not trainable during model fitting. Other modules (CNN and SarcPTT) are trainable. A detailed overview of the blocks is presented in the following subsections.

The general flow is presented in Figure 2. The input text is tokenized via transformer tokenizer into tokens $\{CLS, T_1, \dots, SEP\}$ and passed through SarcPTT. The output of this step is last hidden state, but only vector representation V_{CLS} of the first token (CLS) is used for further processing. After that, the output is passed through Fully Connected Network, and new vector V_l is obtained.

The non-trainable blocks (EmoDPTT and SentAPTT) are used as feature extractors. The tokenized text ($\{CLS_e, T_1^e, \dots, SEP_e\}$ and $\{CLS_s, T_1^s, \dots, SEP_s\}$ respectively) is passed through the models, the following features are obtained:

- EmoDPTT vector representation of the first token of the last hidden state: U_{CLS} ;
- Probability distribution of dimension 28 of EmoDPTT labels, e.g., amusement, relief, disgust, neutral, etc.: $\{EL_1, EL_2, \dots, EL_{28}\}$;
- SentDATT vector representation of the first token of last hidden state: S_{CLS} ;

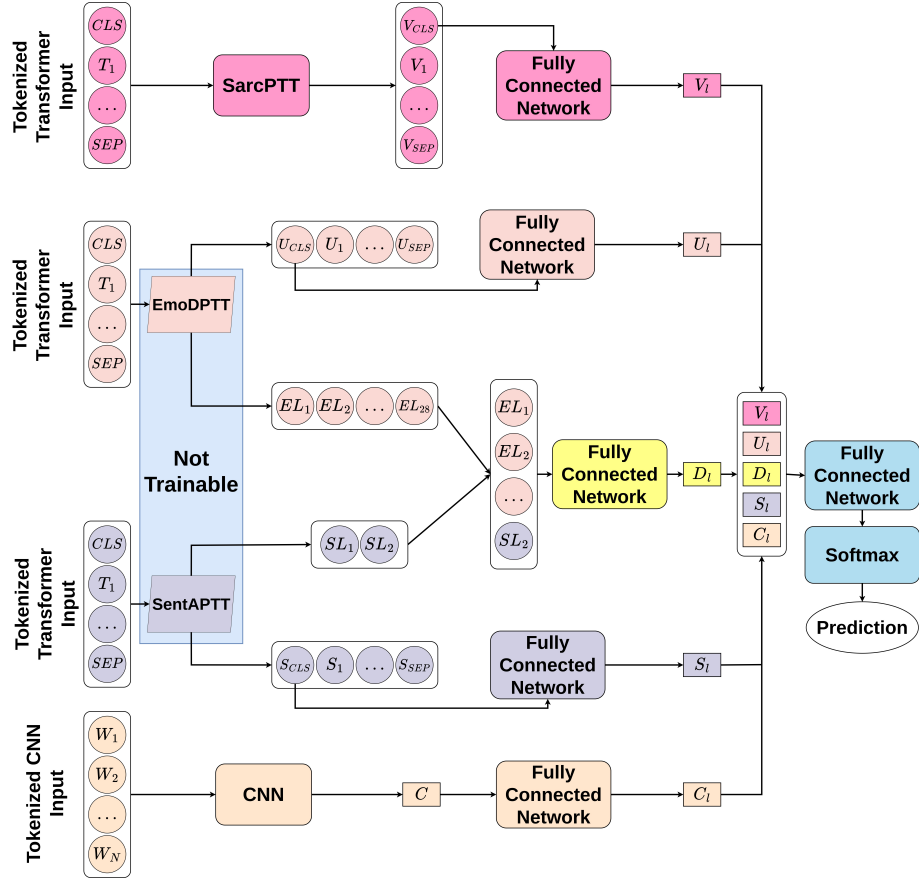


Figure 2: Proposed architecture of the model.

- Probability distribution of dimension 2 of SentAPTT labels, i.e., positive and negative sentiments $\{SL_1, SL_2\}$.

Similarly to the SarcPTT output, text representations are passed through Fully Connected Networks, and new vectors are obtained: S_I and U_I . Probability distributions of labels are concatenated and passed through a Fully Connected Network, producing vector D_I as output.

For passing data through CNN block, the input text $T = \{W_1, W_2, \dots, W_N\}$ is tokenized using *nltk* library¹, where each W_i represents a tokenized word.

¹<https://www.nltk.org/>

The text T is passed through CNN, and text representations are obtained as vector C . Vector C is passed through a Fully Connected Network, transforming it into vector C_l .

As a final step, all the output feature vectors V_l, U_l, D_l, S_l, C_l are concatenated and passed through a Fully Connected Network and Softmax transformation, obtaining the prediction.

We made our code available at GitHub².

4.3. *Sarcasm Pre-Trained Transformer*

We merged all training parts of the datasets and then we pre-trained RoBERTa model on it using masked language modeling objective.

4.4. *Emotion Detection Pre-Trained Transformer*

As an emotion feature extractor, we used BERT model³ pre-trained on GoEmotions dataset [6] on multi-label (28) emotion classification task. The input text was passed through this model and corresponding vector representation of CLS token of the last hidden state was obtained, as well as labels' distribution.

4.5. *Sentiment Analysis Pre-Trained Transformer*

As a sentiment feature extractor, we used SiEBERT model [9]. It is a fine-tuned on sentiment classification task RoBERTa-large model [13]. The model was trained on 15 datasets from different text sources (reviews, tweets, etc.). We passed the input text through the model and corresponding vector representation of CLS token of the last hidden state was obtained, as well as labels' distribution.

4.6. *CNN*

We used the CNN architecture following [12] (see Figure 3). For processing the input text through CNN, we built a vocabulary dictionary for each dataset

²<https://github.com/Wittmann9/SarcasmTuneUntrainableSentEmo>

³<https://huggingface.co/bhadresh-savani/bert-base-go-emotion>

separately to create an embedding layer. We used Glove Common Crawl⁴ pre-trained vectors (42 billion words version). For words with no pre-trained vectors, we checked their stemmed versions. If no pre-trained embedding was found, a random vector was initialized. Then, the input text was encoded into the embedding matrix of shape $(N_W, 300)$, where N_W is the number of words in the input text and 300 is an embedding dimension.

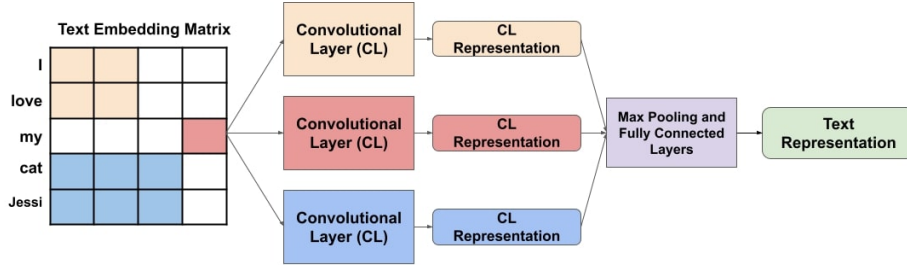


Figure 3: CNN block.

We then used convolutions with different filter sizes to extract feature maps from the embedding matrix. Next, we applied the ReLU activation and max-over-time-pooling to reduce each feature map to a single scalar. Then we concatenated these scalars into a vector and obtained vector representations for the texts.

5. Description of Baselines

Since prior studies lack uniform datasets, we run baseline comparison experiments using our datasets and either open source code or reproduced code.

5.1. NBOW

Neural bag-of-words (NBOW) baseline takes an average of word vectors in the given text as sentence representation and feeds it into a standard logistic regression model. As word vector representations we used GloVe 100-dimensional

⁴<https://nlp.stanford.edu/projects/glove/>

vectors [17] pre-trained on Wikipedia and an archive of English newswire text named Gigaword 5, version containing 6 billion tokens.

5.2. CNN

We used CNN configuration following [12]. The overall architecture is as follows. The padded embedded sentences were processed via the CNN cells. Next, the ReLU activation function and Max Pooling were applied. The concatenated outputs from the previous step were processed by linear layers to produce the distribution of the classes.

5.3. CNN-LSTM-DNN

This model [8] is a combination of CNN, LSTM, and DNN. It stacks two layers of convolution and two LSTM layers, then passes the output to a DNN for prediction.

5.4. SAWS

SAWS [15] model is a self-attention mechanism of weighted sentence fragments. It models the incongruity between sentence fragments.

5.5. ELMo

This model [10] uses character-level vector representations of words, based on embeddings from ELMo [18] language model architecture. Subsequently, word embeddings were passed on to a BiLSTM, and the output hidden states were max-pooled and fed to the 2-layer feed-forward network. The output of this step was then fed to the final layer of the model, which performed binary classification.

6. Experiments

We implemented our model using Pytorch Lightning [7] and transformers library [25]. For each dataset, we experimented with different sets of hyperparameters. The best-performing hyperparameters are presented in Table 2.

Parameter	Datasets			
	SARC/movies	SARC/tech	IAC.V2	Twitter (Ptáček et al., 2014)
max_length	18	14	16	16
max_epochs	12	30	20	20
lr	1e(-5)	1e(-5)	1e(-5)	1e(-5)
batch_size	8	4	32	32

Table 2: Best performing hyperparameters for various datasets.

7. Results

We used precision, recall, macro-weighted F1, and accuracy scores as the evaluation metrics. We emphasized F1 score as the main metric in our analysis. Table 3 reports the results of our method as well as baselines.

For each dataset, we trained each baseline model and our model. We observed that the basic models (i.e., CNN-LSTM-DNN, NBOW, and CNN) performed poorly compared to other models. These models simply encode input text to capture local semantic information, which is insufficient to derive global context or recognize incongruity between words.

However, out of three above-mentioned models, CNN showed higher results on SARC/movies and SARC/technology subreddit. One of the reasons leading to such a result could be the relative shortness of texts in those datasets. The statistics are presented in Table 4. Particularly, median and mean for SARC/movies dataset (*Median* = 10, *Mean* = 12.24) are significantly lower than median and mean for IAC-V2 dataset respectively (*Median* = 39, *Mean* = 17.61).

SAWS and ELMo models outperformed basic models. Compared to the previous baselines, SAWS and ELMo models are built to capture more sophisticated patterns, such as text fragments incongruity and complex morpho-syntactic features. However, the ELMo model is almost always a few percents ahead of SAWS, showing that purely character-based input and subsequently obtained

Datasets	Model	Acc.	Precision	Recall	F1
SARC/movies	CNN-LSTM-DNN	58.78	57.85	58.03	57.94
	NBOW	59.69	59.71	59.69	59.69
	CNN	64.73	64.77	64.77	64.73
	SAWS	65.35	65.42	65.23	65.19
	ELMo	68.01	71.60	57.41	63.72
	Our model	73.36	72.05	74.41	73.21
SARC/technology	CNN-LSTM-DNN	56.10	64.58	57.90	61.06
	NBOW	64.27	63.3	64.27	64.27
	CNN	66.37	66.79	67.38	66.19
	SAWS	66.9	65.52	65.11	65.25
	ELMo	72.96	75.59	80.50	77.97
	Our model	75.24	76.73	83.75	80.08
IAC_V2	CNN-LSTM-DNN	65.49	62.63	74.69	68.13
	NBOW	72.24	72.17	71.27	71.72
	CNN	70.46	71.41	70.60	70.23
	SAWS	74.62	74.62	74.61	74.61
	ELMo	76.83	78.07	73.55	75.75
	Our model	85.12	85.60	84.01	84.80
Twitter (Ptáček et al., 2014)	CNN-LSTM-DNN	80.34	77.27	82.35	79.73
	NBOW	75.18	75.25	75.18	75.18
	CNN	80.04	80.00	80.11	80.01
	SAWS	80.84	80.78	80.74	80.76
	ELMo	85.08	82.71	57.41	84.45
	Our model	93.63	92.51	94.05	93.27

Table 3: Results of the experiments.

contextual embeddings capture more useful sarcastic information.

For all datasets, our model outperformed all baselines for all metrics and achieved state-of-the-art performance. The best improvement of the F1 metric

Datasets	Metrics				
	Median	Mean	Variance	Max	Min
SARC/movies	10	12.24	8.81	138	1
SARC/technology	12	13.88	9.33	103	1
IAC-V2	39	50.63	36.05	212	10
Twitter (Ptáček et al., 2014)	17	17.61	6.26	64	1

Table 4: Statistics of the datasets.

was achieved on IAC-V2 and Twitter datasets. Specifically, the F1 metric is 9% higher, compared with the previous state-of-the-art version. For SARC/movies dataset, F1 metric is improved by 8%, and for SARC/technology dataset F1 metric is improved by 2%.

Interestingly, all models show their best results on Twitter dataset, and their performance decrease when the length of the input text is relatively long (IAC-V2) or short (SARC/movies). It suggests that more ideas should be investigated for texts of a particular length.

8. Ablation Study

To understand the contribution of each module in our architecture, and thus the role of derived features in sarcasm detection task, we performed an ablation study. An ablation study examines the performance of a system by removing specific components in order to determine how they affect the system as a whole.

The experiment was performed as follows: for each dataset, every individual module of the architecture was removed, and the new “cut” model was trained. Results of the experiments are presented in Table 5. Results of the integral model are included to make a comparison. In the table, similar results were highlighted in bold for F1 metric.

From the obtained results we can conclude, that performance of the model

Dataset	Removed Module	Acc.	Precision	Recall	F1
SARC/movies	SarcPTT	60.31	60.31	55.23	57.65
	EmoDPTT	70.38	69.08	71.45	70.25
	SentAPTT	73.36	71.92	74.73	73.30
	CNN	72.9	71.73	73.63	72.67
	Integral Model	73.36	72.05	74.41	73.21
SARC/technology	SarcPTT	61.72	64.13	80.8	71.5
	EmoDPTT	74.45	77.34	80.65	78.96
	SentAPTT	74.54	76.84	81.83	79.26
	CNN	73.57	75.41	82.42	78.76
	Integral Model	75.24	76.73	83.75	80.08
IAC_V2	SarcPTT	65.72	64.72	67.24	65.96
	EmoDPTT	85.35	88.32	81.06	84.53
	SentAPTT	74.54	76.84	81.83	79.26
	CNN	84.13	87.48	79.19	83.13
	Integral Model	85.12	85.6	84.01	84.80
Twitter (Ptacek et al., 2014)	SarcPTT	78.15	75.07	80.06	77.48
	EmoDPTT	93.86	93.24	93.73	93.48
	SentAPTT	93.39	92.79	93.18	92.99
	CNN	93.46	92.74	93.38	93.06
	Integral Model	93.63	92.51	94.05	93.27

Table 5: Results of ablation study.

significantly decreased for all datasets when SarcPTT module was removed. Removing other modules affected the performance less than SarcPTT removal.

In case of SARC/movies dataset, removing EmoDPTT module decreased performance by 3%. However, without SentAPTT block the performance was not affected.

For SARC/technology dataset the integral model outperformed all the “cut” models.

For IAC.V2 dataset removing SarcPTT and SentAPTT modules resulted in 19% and 5% F1 drop respectively. On the other hand, removing EmoDPTT did not affect the performance.

In case of Twitter dataset, removing SarcPTT decreased performance by 16%. When EmoDPTT and CNN blocks were removed, the results were at par with the integral model.

SarcPTT block is based on RoBERTa architecture, which learns context features. Based on the observed results, we can conclude that context, even within a sentence or two, is the most important feature for sarcasm detection. Other blocks boost performance in some datasets more than others.

9. Conclusion and Future Work

In this paper, we introduced a novel sarcasm detection method, which incorporates both emotion and sentiment features. Proposed approach contains four components: Sarcasm Pre-Trained Transformer (SarcPTT), Emotion Detection Pre-Trained Transformer (datasets), Sentiment Analysis Pre-Trained Transformer (SentAPTT), and CNN block. Experiments were conducted on four datasets: SARC/movies, SARC/technology, IAC-V2, and Twitter. Our model showed significant improvement over the state-of-the-art models using all evaluation metrics.

We performed the ablation study to measure the impact of each component in architecture on the final results. We discovered that the key performance contributor is SarcPTT block, which is based on RoBERTa model, pretrained on merged train chunks of all datasets. Other modules provide features that improve performance in specific datasets.

Even though our model outperformed all the baselines, all the methods are struggling with too short or too long texts. In our future works, we are planning to address this challenge.

Acknowledgements

The work was done with partial support from the Mexican Government through the grant A1-S-47854 of CONACYT, Mexico, grants 20220852 and 20220859 of the Secretaría de Investigación y Posgrado of the Instituto Politécnico Nacional, Mexico. The authors thank the CONACYT for the computing resources brought to them through the Plataforma de Aprendizaje Profundo para Tecnologías del Lenguaje of the Laboratorio de Supercómputo of the INAOE, Mexico, and acknowledge the support of Microsoft through the Microsoft Latin America Ph.D. Award.

References

- Abbott, R., Ecker, B., Anand, P., Walker, M.: Internet argument corpus 2.0: An sql schema for dialogic social media and the corpora to go with it. In: Proceedings of the Tenth International Conference on Language Resources and Evaluation (LREC'16). pp. 4445–4452 (2016)
- Akula, R., Garibay, I.: Interpretable multi-head self-attention architecture for sarcasm detection in social media. *Entropy* **23**(4), 394 (2021)
- Babanejad, N., Davoudi, H., An, A., Papagelis, M.: Affective and contextual embedding for sarcasm detection. In: Proceedings of the 28th International Conference on Computational Linguistics. pp. 225–243. International Committee on Computational Linguistics, Barcelona, Spain (Online) (Dec 2020). <https://doi.org/10.18653/v1/2020.coling-main.20>, <https://aclanthology.org/2020.coling-main.20>
- Castro, S., Hazarika, D., Pérez-Rosas, V., Zimmermann, R., Mihalcea, R., Poria, S.: Towards multimodal sarcasm detection (an _obviously_ perfect paper). In: Proceedings of the 57th Annual Meeting of the Association for Computational Linguistics (Volume 1: Long Papers). Association for Computational Linguistics, Florence, Italy (7 2019)

- Chauhan, D.S., Dhanush, S., Ekbal, A., Bhattacharyya, P.: Sentiment and emotion help sarcasm? a multi-task learning framework for multi-modal sarcasm, sentiment and emotion analysis. In: Proceedings of the 58th Annual Meeting of the Association for Computational Linguistics. pp. 4351–4360 (2020)
- Demszky, D., Movshovitz-Attias, D., Ko, J., Cowen, A., Nemade, G., Ravi, S.: GoEmotions: A Dataset of Fine-Grained Emotions. In: 58th Annual Meeting of the Association for Computational Linguistics (ACL) (2020)
- Falcon, W., others: Pytorch lightning. GitHub. Note: <https://github.com/PyTorchLightning/pytorch-lightning> **3**(6) (2019)
- Ghosh, A., Veale, T.: Fracking sarcasm using neural network. In: Proceedings of the 7th workshop on computational approaches to subjectivity, sentiment and social media analysis. pp. 161–169 (2016)
- Hartmann, J., Heitmann, M., Siebert, C., Schamp, C.: More than a feeling: Accuracy and application of sentiment analysis. *International Journal of Research in Marketing* (2022)
- Ilić, S., Marrese-Taylor, E., Balazs, J., Matsuo, Y.: Deep contextualized word representations for detecting sarcasm and irony. In: Proceedings of the 9th Workshop on Computational Approaches to Subjectivity, Sentiment and Social Media Analysis. pp. 2–7. Association for Computational Linguistics, Brussels, Belgium (Oct 2018). <https://doi.org/10.18653/v1/W18-6202>, <https://aclanthology.org/W18-6202>
- Khodak, M., Saunshi, N., Vodrahalli, K.: A large self-annotated corpus for sarcasm. In: Proceedings of the Eleventh International Conference on Language Resources and Evaluation (LREC 2018). European Language Resources Association (ELRA), Miyazaki, Japan (May 2018), <https://aclanthology.org/L18-1102>

- Kim, Y.: Convolutional neural networks for sentence classification. In: Proceedings of the 2014 Conference on Empirical Methods in Natural Language Processing, EMNLP 2014, October 25-29, 2014, Doha, Qatar, A meeting of SIGDAT, a Special Interest Group of the ACL. pp. 1746–1751 (2014), <http://aclweb.org/anthology/D/D14/D14-1181.pdf>
- Liu, Y., Ott, M., Goyal, N., Du, J., Joshi, M., Chen, D., Levy, O., Lewis, M., Zettlemoyer, L., Stoyanov, V.: RoBERTa: A robustly optimized bert pretraining approach. arXiv preprint arXiv:1907.11692 (2019)
- Majumder, N., Poria, S., Peng, H., Chhaya, N., Cambria, E., Gelbukh, A.: Sentiment and sarcasm classification with multitask learning. *IEEE Intelligent Systems* **34**(3), 38–43 (2019)
- Pan, H., Lin, Z., Fu, P., Wang, W.: Modeling the incongruity between sentence snippets for sarcasm detection. In: ECAI 2020, pp. 2132–2139. IOS Press (2020)
- Peng, W., Adikari, A., Alahakoon, D., Gero, J.: Discovering the influence of sarcasm in social media responses. *Wiley Interdisciplinary Reviews: Data Mining and Knowledge Discovery* **9**(6), e1331 (2019)
- Pennington, J., Socher, R., Manning, C.D.: Glove: Global vectors for word representation. In: Proceedings of the 2014 conference on empirical methods in natural language processing (EMNLP). pp. 1532–1543 (2014)
- Peters, M.E., Neumann, M., Iyyer, M., Gardner, M., Clark, C., Lee, K., Zettlemoyer, L.: Deep contextualized word representations. In: Proceedings of the 2018 Conference of the North American Chapter of the Association for Computational Linguistics: Human Language Technologies, Volume 1 (Long Papers). pp. 2227–2237. Association for Computational Linguistics, New Orleans, Louisiana (Jun 2018). <https://doi.org/10.18653/v1/N18-1202>, <https://aclanthology.org/N18-1202>

- Ptáček, T., Habernal, I., Hong, J.: Sarcasm detection on Czech and English Twitter. In: Proceedings of COLING 2014, the 25th International Conference on Computational Linguistics: Technical Papers. pp. 213–223. Dublin City University and Association for Computational Linguistics, Dublin, Ireland (Aug 2014), <https://aclanthology.org/C14-1022>
- Reyes, A., Saldívar, R.: Linguistic-based approach for recognizing implicit language in hate speech: Exploratory insights. *Computación y Sistemas* **26**(1) (2022)
- Riloff, E., Qadir, A., Surve, P., De Silva, L., Gilbert, N., Huang, R.: Sarcasm as contrast between a positive sentiment and negative situation. In: Proceedings of the 2013 conference on empirical methods in natural language processing. pp. 704–714 (2013)
- Savini, E., Caragea, C.: Intermediate-task transfer learning with BERT for sarcasm detection. *Mathematics* **10**(5) (2022). <https://doi.org/10.3390/math10050844>, <https://www.mdpi.com/2227-7390/10/5/844>
- Vaswani, A., Shazeer, N., Parmar, N., Uszkoreit, J., Jones, L., Gomez, A.N., Kaiser, L., Polosukhin, I.: Attention is all you need. In: Proceedings of the 31st International Conference on Neural Information Processing Systems. p. 6000–6010. NIPS’17, Curran Associates Inc., Red Hook, NY, USA (2017)
- Walker, M., Tree, J.E.F., Anand, P., Abbott, R., King, J.: A corpus for research on deliberation and debate. In: Proceedings of the Eighth International Conference on Language Resources and Evaluation (LREC’12). pp. 812–817 (2012)
- Wolf, T., Debut, L., Sanh, V., Chaumond, J., Delangue, C., Moi, A., Cistac, P., Rault, T., Louf, R., Funtowicz, M., Davison, J., Shleifer, S., von Platen, P., Ma, C., Jernite, Y., Plu, J., Xu, C., Scao, T.L., Gugger, S.,

Drame, M., Lhoest, Q., Rush, A.M.: Transformers: State-of-the-art natural language processing. In: Proceedings of the 2020 Conference on Empirical Methods in Natural Language Processing: System Demonstrations. pp. 38–45. Association for Computational Linguistics, Online (Oct 2020), <https://www.aclweb.org/anthology/2020.emnlp-demos.6>