

UPTON: Unattributable Authorship Text via Data Poisoning

Ziyao Wang
Wuhan University
Wuhan, Hubei, China
wangziyao@whu.edu.cn

Thai Le
The University of Mississippi
Oxford, Mississippi, USA
thaile@olemiss.edu

Dongwon Lee
Pennsylvania State University
State College, Pennsylvania, USA
dul13@psu.edu

ABSTRACT

In online medium such as opinion column in Bloomberg, The Guardian and Western Journal, aspiring writers post their writings for various reasons with their names often proudly open. However, it may occur that such a writer wants to write in other venues anonymously or under a pseudonym (e.g., activist, whistle-blower). However, if an attacker has already built an accurate authorship attribution (AA) model based off of the writings from such platforms, attributing an anonymous writing to the known authorship is possible. Therefore, in this work, we ask a question “can one make the writings and texts, T , in the open spaces such as opinion sharing platforms *unattributable* so that AA models *trained* from T cannot attribute authorship well?” Toward this question, we present a novel solution, UPTON, that exploits textual data poisoning method to disturb the training process of AA models. UPTON uses data poisoning to destroy the authorship feature only in *training* samples by perturbing them, and try to make released textual data *unlearnable* on deep neuron networks. It is different from previous obfuscation works, that use adversarial attack to modify the *test* samples and mislead an AA model, and also the backdoor works, which use trigger words both in test and training samples and only change the model output when trigger words occur. Using four authorship datasets (e.g., IMDb10, IMDb64, Enron and WJO), then, we present empirical validation where: (1)UPTON is able to downgrade the test accuracy to about 30% with carefully designed target-selection methods. (2)UPTON poisoning is able to preserve most of the original semantics. The BERTSCORE between the clean and UPTON poisoned texts are higher than 0.95. The number is very closed to 1.00, means no semantic change. (3)UPTON is also robust towards spelling correction systems.

1 INTRODUCTION

Background. In recent years, Natural Language Processing (NLP) has gained great successes in numerous fields, most of which use deep learning models and are based on large datasets. Due to the characteristic of NLP tasks, many of these datasets should be collected from the text data publishers on the Internet(online medium, online transactions, etc), which raises public concern about the privacy issue of releasing data. Previous works show that publicly released texts can be used to build authorship attribution[26] models, which can identify the author of a specific text. The most recent works on authorship attribution (AA) are able to achieve more than 85% identification accuracy on 100 authors’ IMDb authorship attribution corpus and more than 95% accuracy on 100 authors’ ENRON Email corpus[14] with the help of pre-trained transformers model like BERT [12]. So some malicious actors can utilize this technology to reveal the private identity of anonymous texts in the future. This is possible due to the unique writing styles of online users[55], and also the high volume of texts being published everyday[24]. This

can be serious in many situations. For online media activists and journalists who frequently publish text data, the AA model will easily identify their anonymous texts and extract sensitive information like age, gender or political partisan. This kind of privacy disclosure can lead to sexual discrimination, sexual crime, cyberbullying, and deceptive advertising[1]. However, existing authorship obfuscation works against these authorship disclosures mainly focus on generating adversarial texts during the test process of AA models, which is unsuitability for media platforms to provide private service for users in need. Besides, these adversarial attacks need to get access to the target AA model, while don’t even know if the model exists. These limitations and unsuitability of existing methods motivate us to design mechanisms in place from media publishers and online media platforms to protect online users identities online, especially platforms that are built for activists, such as medium, Figment and CharacterHub. Thus, we propose UPTON to process the text data before releasing to the internet, and make them useless or inefficient for model training. We expect the malicious actors cannot train a AA model with high accuracy on our processed texts.

Limitation of previous work. Efforts have been made to protect authorship privacy. Some early works manually change the suggest words in target texts[36], or make some pre-defined changed to texts. More recent works mainly focus on generating adversarial examples on textual data to make the AA model mis-classify inputs that have been added small perturbations. These works have two main limitations: First, all these adversarial attack methods perform the defense *after* the releasing of clean data, which means that the defense might start *after* the AA model has been trained. They neither can stop the unauthorized training of private data or destroy an already exist model, nor can be a service provided by online media to their users. Besides, some of the methods have to get access to white-box information of the model[34], others need to query the AA model and get output to train a substitution model[13], which all seem unpractical in real application. In addition, they have not considered the different kinds of data publishers and needs, including the needs from one-time data publishers like online corpus, or the needs from incremental data publishers like online media. To solve these problems, we carefully design UPTON to focus on preventing the attacker from training a good AA model, and consider different application scenarios for different kinds of data publishers.

Our key ideas. In UPTON, different from previous works, we introduce a textual data poisoning method to disturb the *training process* of the the AA model. Intuitively, we decide to use adversarial perturbation, that can change the feature information of texts, to make the model unable to extract the authorship feature from these perturbed texts and classify new texts well after training on them. Moreover, consider that the malicious model trainers must collect enough data from the internet to train their model, we believe

that poisoning the authorship information of uploaded data can be effective for authorship and privacy preservation. By releasing these textual data added poisoning perturbations, we can disturb the feature distribution of the sensitive textual dataset. Then if malicious actors collect these data to train their model, they cannot get a good AA model for malicious use because of the confused authorship feature in the poisoned dataset.

Our data poisoning method has several advantages, compared with previous works: (i) Algorithm-wise: We focus on the training process, which make our data useless for model training. Our work is an extension to NLP field of existing work [21] [15] that focus on the unlearnable training data generated by adversarial machine learning. We prove a well-designed target-selection method can make stronger poisoning and be suitable for NLP task, which is more difficult than in computer vision. Besides, we use transferability of pre-trained models, so there is no need to get access to any parameter of the model we want to attack, including gradient, score and even decision. (ii) Application-wise: Because of our focus on training data, our method can be a privacy enhancement service provided by privacy preservation company or data publishers for users and authors. When these individuals have to release some texts to the internet but don't want to see their authorship to be identified by unknown third party, they can use the service. We also consider a more complex and operable environment on the internet, including different needs of different kinds of data publishers. We both provide the technical and practical details to possible scenarios.

Based on the advantages above and our experiment results, our contributions are as follows:

- We design a novel data poisoning strategy for Internet textual publisher to protect text authorship privacy.
- We are the first to use adversarial perturbation for data poisoning in NLP tasks. We measure different target-selection method in poison generation and design a selection method to poison against a model with high accuracy. We also consider 3 different scenarios for data publishers.
- We use exhaustive experiments on four datasets to show UPTON can effectively reduce the model accuracy for more than 50% in different scenarios. We also carry out detailed analysis on feature distribution changes, transferability, semantic changes and poisoning robustness of UPTON

2 LITERATURE REVIEW

2.1 Textual Privacy and Authorship Threats

With plenty of textual data released to internet with detailed information of the author, many NLP tasks on profiling the authorship of a specific text have been developed, including gender classification[28], income classification[39], educational level[2] classification, and so on. These methods can be great threaten towards textual authorship privacy on the internet. The most threatening and straight-forward task towards privacy is authorship attribution. It can directly recognize the identity of the author from texts, due to the fact that in some conditions, authors have to publish their texts with some personal information(non-anonymous online media, corpus, etc). The earliest work on authorship attribution consider the statistic information of some filter words or meaningful key words as writing styles to distinguish between authors[38]. Later works start to

use machine learning methods to solve the problem[29], including SVM[6] and multi-classifiers[4]. Most recently, deep-learning is used in authorship attribution. [53] come up with novel strategies on words encoding in CNN models and do experiments on authorship attribution datasets. NLP pre-trained models are also used in the task, [14] achieves higher accuracy than traditional DNN or CNN on 4 authorship attribution datasets by fine-tuning BERT model. It shows that linguistic transformers can be easily used on extracting author identities. A survey on traditional authorship attribution can be seen in [44]. The authorship attribution in deep-learning is as a privacy threaten but few researchers point out the key reason of the privacy disclosure is the unauthorized collection of sensitive data. So our work can be a novel entry point to solve these privacy issues.

2.2 Privacy Preservation on Textual Data

Labels (author information) and texts must be collected correspondingly to train an AA model, so existing privacy preservation methods focus differently on preserving labels or texts. For labels, [47] use differential privacy to conceal the sensitive information such as the location when users upload data to online media. Others use anonymous online media[11] to hide the identities. These preservation on labels seem inapplicable in daily-use Internet, where we have to share some personal information. So more works focus on making changes to the texts and removing identity-sensitive information, which is called authorship obfuscation[18]. Authorship obfuscation started from machine learning methods. For example, researchers use machine translators to translate the texts to another language, and then back to their origin language to remove writing styles[8]. Adversarial texts generation on machine learning models is also used in some previous work[7]. More recently, deep-learning models are used generally on authorship attribution task so adversarial attacks on these models become the mainstream method for authorship obfuscation. [34] attack some CNN models by automated genetic algorithm. Similar to textual adversarial attack, one important step of this kind of authorship obfuscation is to get access to the gradient, output or the prediction of the target model with some inputs designed by defenders, which is called model extraction. The need of model extraction means the adversarial example generator can do nothing before the malicious actors have released a commercial model, and the extraction process can be obvious for those who release and manage the model. [19] use transferability to solve the model extraction difficulty, but no previous work think about how to prevent the malicious actors from training and publishing an AA model without authorization.

2.3 Data Poisoning

Data poisoning aims to manipulate training data and/or labels to influence the model performance according to the attacker's purpose. There exists two main types of data poisoning: training-only poisoning and poisoning on both training and testing (often referred to as "backdoor attack" or "trojans")[17]. The difference between these two kinds of poisoning is that training-only poisoning requires no access to the test process, including both test data and the model, just modify the training data or training parameters to effect the model performance in real usage, while backdoor attack needs to

Table 1: Comparison of UPTON with NLP Data Poisoning Works

Feature	Triggerless	Clean-label	Privacy	Incremental Poisoning	No Model Access	No Test Data Access	Downgrade Model Accuracy
Chen et al.[10]							
Gan et al.[16]	✓	✓					
Wallace et al.[46]	✓	✓					
Marulli et al.[35]	✓						
Yang et al.[51]	✓	✓					
Chan et al.[9]	✓						
Kurita et al.[30]	✓	✓		✓	✓		
UPTON	✓	✓	✓	✓	✓	✓	✓

fully control the training process and inject trigger features(e.g. specific words or phrase in NLP tasks) into the model, and evoke abnormal performances of the model during test process with triggers injected to samples.

Some of the NLP poisoning works are listed in Tab.1, where all the works except UPTON belong to backdoor attacks, which need both inference and test stage access. For example, some attackers insert well-designed training samples to the training set in order to embed specific triggers in NLP models without any overlap between poisoned samples and trigger words[46]. Only when the attackers add trigger words to test samples the model will be mislead. Others simply add selected trigger words to training samples in a clean/dirty label setting to attack a named entity recognition task[35]. And some works take the word embedding layers and vectors into consideration[51]. They modify one single vector in the embedding layer to inject triggers into models. However, this kind of poisoning is unrealistic in authorship privacy-preserving tasks because backdoor attacks maintain the model accuracy on clean data, which we do not expect to happen. It may be reasonable if we inject a backdoor into the model and evoke the wrong author classification by trigger words. But notice that it is unrealistic to force users publish anonymous texts with trigger words after online medium provide the privacy service. In this case, different from previous works, we need a training-only poisoning method with no model and test data access, which can downgrade the AA model accuracy. Besides, we also cannot manually change the label of training dataset, which is called clean-label poisoning following the definition given by [45], because users release the texts with their own identity (e.g. real name or account name). In conclusion, we need a training-only, clean label data poisoning method without model and test data access that can downgrade AA model accuracy.

Tab.1 shows the comparison of UPTON with previous NLP data poisoning (actually backdoor) works. "Triggerless" column means there is no repetitive trigger words in training data and "Incremental Poisoning" means the consideration of incremental data release. The table shows that UPTON has outstanding advantages, it is suitable for privacy-preservation task against AA model, while also keeps some technical advantages in state-of-the-art NLP poisoning works like triggerless poisoning and clean-label poisoning. UPTON is novel also because it consider a more realistic incremental data release scenario.

3 THREAT MODEL

Definitions. Data poisoning aims to mislead a ML model’s predictions or to downgrade its prediction accuracy. Often, the one who

poisons the train set is referred as the “attacker” and the model being attacked is referred as the “victim model”. However, in this work, we are acting as the “defender” who uses data poisoning to protect the authorship privacy of public texts from being exploited by the “attackers”, who can utilize such data to detect and reveal authorship markers from private personal texts.

Attack Scenario. Data publishers collect data from a set of users $\mathcal{U} = \{u_0, u_1, u_2, \dots, u_{M-1}\}$ and upload their generated set of texts $T = \{t_0, t_1, t_2, \dots, t_{E-1}\}$ to their platforms—e.g., Medium, Figment. However, some of these user-generated contents often contain unique authorship footprints such as sensitive personal information and writing styles. Since this data is now publicly available with authorship label, the attackers can then collect T and use it to train an AA model F_a . Then, they can utilize this model to detect authorship of future unlabeled private texts.

Defense Mechanism. The defenders can be either the data publishers or a 3rd-party service providers. To prevent leaking of private authorship from publishing platforms, the defenders D aim to manipulate the private dataset T in such a way that when it is published and utilized to train the AA model F_a by the attackers, its accuracy will be significantly diminished. To do this, the defenders utilize data poisoning technique to conceal the authorship fingerprints from T . To generate poisoned examples, we propose to generate and append adversarial perturbations $\{\delta_0, \delta_1, \delta_2, \dots, \delta_{E_b-1}\} \in \Delta$ to the private dataset T and create its “poisoned” version T^* . We use adversarial example here because it can change the authorship fingerprint or authorship feature of a text in feature space while maintaining the semantic information, when generated on an AA model. If we make all publicly uploaded texts to adversarial examples, attacker’s AA model will learn a different authorship feature distribution from the original clean data, results poor generalization. In addition, to achieve a black-box defense, we train an internal benchmark authorship attribution classifier F_b on T to approximate the unknown attacker’s model. Therefore, it’s best for F_b to meet two conditions: (i) high performance and (ii) similar characteristics with the potential attacker’s model F_a . Since we cannot guarantee (ii), we assume that the defenders and attackers both utilize SOTA transformer models. Then the Δ and T^* can be crafted with the support of F_b without knowledge of F_a . After the poisoning, the “poisoned” private dataset T^* with concealed authorship can be released to the publishing platforms. If attackers collect these poisoned or “masked” dataset and use them to train the AA model F_a , the model accuracy on clean test set will be low because of the deficiency of feature.

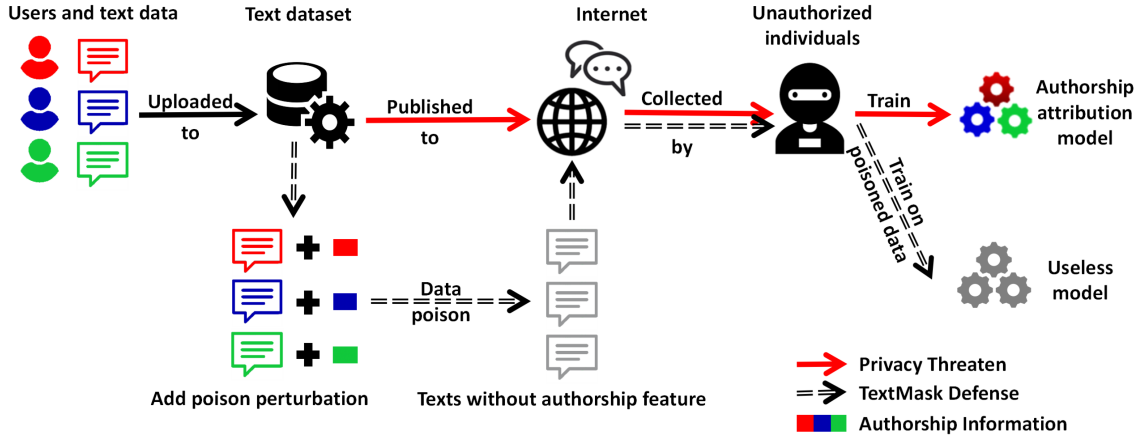


Figure 1: An overview of UPTON

Adversarial Games between Attackers and Defenders. In our UPTON scheme, we give due consideration to the possible situation of the game between defenders and attackers. So, we come up with three interactive scenarios in data releasing and poisoning. They are (1) pre-attack one-time release, (2) pre-attack incremental release and (3) post-attack release.

- **Pre-attack one-time release.** Some data publishers publish the data *at once*, like the publishers of quotations, records or corpus, e.g., QuoteWerks and English-Corpora. These publishers can control the whole dataset before published. This means that the defenders are able to generate perturbations with complete knowledge and details of the dataset. In this setting, the defenders can train a benchmark model with the full clean dataset and then poison all samples before releasing to the internet.
- **Pre-attack incremental release.** Some data publishers have to incrementally release data. The most typical example is news publishing platforms (e.g. Western Journal, Medium). These publishers release new data whenever new contents are available. This means that the defenders must poison and release data in an incremental manner. We also assume that the attackers also collect the released data incrementally, but may not in the same schedule. The defenders collect new writings from the users, poison and release these writings in batches. Meanwhile, attackers collect newly released data from every once in a while to update and improve their authorship attribution model.
- **Post-attack release.** It can be the case that the data publishers have already released some of the clean data and the attackers already have trained an initial model with a high authorship attribution accuracy. Poisoning an initial model is challenging because the authorship markers learned by such model have already been well-defined and there are less rooms for disruptions. To overcome this, we design a customized strategy for UPTON for this scenario and show that it is feasible to poison a well-trained model. Post-attack release can also be both one-time and incremental. Our experiments show that UPTON can be effective in both settings.

4 OUR METHOD: UPTON

4.1 Data Poisoning via Adversarial Generation

In adversarial attack setting, the defenders often have access to prediction outputs and sometimes also parameters of F_a model. However, such accessibility is not realistic in our scenario. In UPTON, instead, we assume that the defenders can utilize a benchmark model F_b as the substitute for the attacker’s model F_a to facilitate the generation of poisoned examples. In other words, the defenders use F_b to extract authorship features that are needed to generate adversarial examples as part of the poisoning process (Sec. 3). We hypothesize that some of the features extracted from F_b are similar in F_a through the transferability of same or similar transformer models. In fact, such transferability has been observed in several works [20] [32]. In one-time release, the defenders use all the clean texts (that will later be poisoned) to train the benchmark model F_b . In incremental release, they use all the clean texts they already have previously released. In general, the defenders use adversarial perturbation to generate poisoned examples for all document $t_i \in T$ as follows:

$$\max_{\delta_i \in \Delta} \sum_{t_i \in T} L\{F_b(t_i + \delta_i), y_i\}, \quad (1)$$

where δ_i denotes the perturbation in perturbation set Δ added to text sample t_i , whose ground-truth label is y_i . F_b has been trained on T . The loss-maximization can also be optimized as a minimization process on an *incorrect target label* (i.e., different from the ground-truth) in practise:

$$\min_{\delta_i \in \Delta} \sum_{t_i \in T} L\{F_b(t_i + \delta_i), y_j\}, \quad (2)$$

where y_j is a target label and $y_j \neq y_i$. The two formula both can make the perturbed text t_i cross the decision boundaries in AA model. The process of perturbation generation is similar to state-of-the-art NLP adversarial example generation methods, most of which substitute selective words in an input text that can help move

it across the decision boundary. Overall, we can generate poison examples by leveraging existing text adversarial poisoning methods as described in Alg.1. Intuitively, the defenders’ purpose is to make the distribution of perturbed samples confused in the feature space—i.e., providing inconsistent authorship fingerprint to the attackers and weaken the generalization ability of their authorship classifier F_a .

Algorithm 1 Adversarial perturbation generation

Input: clean dataset T , benchmark model F_b trained on T , perturbation set *candidates* defined by perturbation searching algorithm, **Termination_Condition** defined by target selection method in Sec.4.2

Output: the poison perturbation δ_i for i th sample x_i in T

```

1: for  $x_i$  in  $T$  do
2:    $y_i = F_b(x_i)$ 
3:   for  $\delta$  in candidates do
4:      $y_j = F_b(x_i + \delta)$ 
5:     if Termination_Condition then
6:        $\delta_i = \delta$ 
7:       break
8:     end if
9:   end for
10: end for

```

4.2 Target Selection and Termination Condition

The target (i.e., y_j in Eq.2) of adversarial perturbation is important for UPTON’s data poisoning process. The defenders can decide how they modify the feature distribution through target selection. The target selection method decide the value of y_j given a y_i in Eq.2 and the Termination Condition in Alg.1. From simple to complex, we have three target selection methods for poisoning: (1) *non-target*, (2) *sample-wide target* and (3) *class-wide target* poisoning. Class-wide target poisoning is the most effective poisoning strategy so we apply it for UPTON. We introduce non-target and sample-wide target strategy as baselines. Class-wide target poisoning has a much better effect of reducing the model accuracy than baselines, while retains high poisoning success rate and less time consumption similar to non-target. The comparison on success rate and time of the three methods can be found in appendix A.2.

Non-target poisoning. When the poisoning perturbation is generated in a non-target setting, the adversarial generation stops when the input text crosses the decision boundary to *any* other classes—i.e., the termination condition of Alg.1 is $y_j \neq y_i$. Often, the perturbed text will end up in the feature space of another author that is not very far away from that of its true writer. In other words, non-target poisoning simulates overlapped features between adjacent labels. This then creates confusion to the classification models and affect the prediction accuracy. Fig.2 explains this phenomenon. The left figure indicate when we generate adversarial poison on label 0, the text might enter the area of label 2 or 3, but not label 1, which is far away from label 0 in feature space and needs more words changed in perturbation. The right figure shows the overlap between adjacent labels. Specifically, we mark the overlap between

label 0 and 2 caused by poisoned texts of label 0 by dotted line red circle. Non-target poisoning has obvious advantages on the efficiency and concealment, because of the small semantic change during the poison generation. However, the accuracy reduction will not be particularly significant, due to the limited changes made to the feature space.

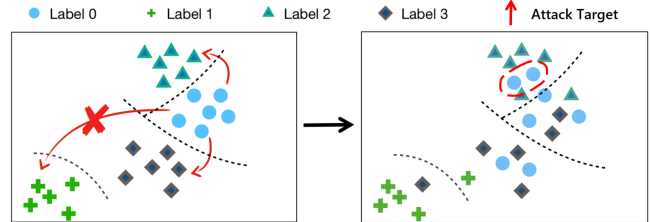


Figure 2: Non-target Poisoning: The left figure shows how the texts of label 0 cross the decision boundaries in non-target poisoning, the right shows the result feature distribution after poisoning all of the 4 labels and the overlap between label 0 and 2. The red cross means the poisoned text will hardly enter a far-away label’s space in this setting.

Sample-wide target poisoning. When the defenders perform a sample-wide target poisoning, it means that the defenders set a random target y^* for adversarial generating in *every* text samples. The generation will stop by the termination condition $y_j = y^*$. In this setting, although the target still seems “random”, it is actually different from non-target poisoning. Here, the target y^* is randomly chosen, so it might be far away from y_j in feature space, which rarely happens in non-target poisoning. Therefore, sample-wide target *force* some of the poisoned texts enter some of the far away labels’ feature areas, and cause the overlap happens not only between adjacent labels, but also mutually remote labels, which can lead to a stronger poisoning.

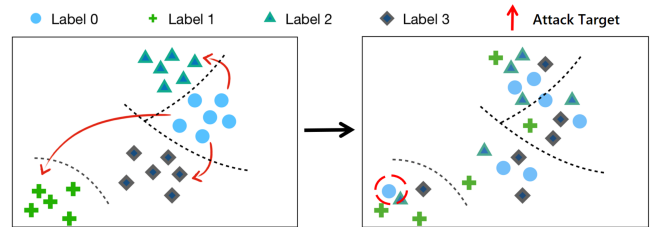


Figure 3: Sample-wide target poisoning: The right figure shows it forces some texts of label 0 to enter label 1’s area, which is far away. We mark the overlap between label 0 and label 1 caused by poisoned label 0 texts. This overlap does not happen in non-target poisoning.

The feature change of sample-wide target poisoning is illustrated in Fig.3, different from Fig.2, some of the label 0 texts are forced to enter the area of label 1 in the left figure. In the right figure, we can see a more disturbing distribution, because of the overlaps between more labels. Our experiments confirm that sample-wide

target poison strategy is slower than non-target poisoning, but more effective in reducing the accuracy of the target model. Sample-wide target poisoning has another drawback. Its poison generation often fails because sometimes the random target label might be too far away from the original label in feature space. This makes it challenging for the poisoned texts to get so far away. This can be partly resolved by collecting unsuccessful texts and generate again with new targets. However, it is very time-consuming. Moreover, we also observe that sample-wide target’s poisoned texts usually have larger semantic changes than those of non-target strategy.

Class-wide target poisoning (UPTON). To improve upon non-target and sample-wise target poisoning, we come up with class-wide target poisoning strategy. A class-wide target generation is the defenders set a *same* target for *all* the texts for each ground-truth label during perturbation generation. The target should be easy for the perturbed texts to across to in the feature space. The selection of this target can be optimized by a pre-experiment. Class-wide target poisoning aims to entirely “move away” the feature area of each authorship label. For example, generating adversarial perturbation for all texts of class y_i to the new target y_j , the new feature space of y_i label will occupy the old area of y_j . Meanwhile, the old area of y_i will also be occupied by other labels whose target is y_j . This method is especially helpful if the attackers have had a initial model with a high accuracy. Class-wide poisoning can modify the feature location of labels to make the clean test sample fall into another label’s feature space and degrade the poisoned model’s performance. Our experiments in Sec.5.4 show that both non-target and sample-wide target poisoning strategies cannot achieve this goal. Fig.4 illustrates the class-wide target poisoning strategy.

Different from sample-wide target, the poisoned texts in class-wide target poisoning do not have to go far away, as long as the poisoned areas of different labels cover the original area. So we come up with a target optimization strategy to make perturbation generation happen between labels with small feature distance. The “distance” can be simply defined by the success rate of targeted adversarial attack between labels. The defenders can use a pre-experiment to observe the success rate between different labels and then choose a target label with the highest attack success rate. This optimization through pre-experiment can help reduce the semantic change and time consumption, while increase the poisoning success rate.

4.3 Workflow for Defender-Attacker’s Game

In order to make UPTON more useful in real application, we further discuss the workflow for both the defender and the attacker as a temporal sequence of events (Figure 5). The workflow should consider a plausible data collection pattern for attackers and also a batch processing method for defenders to generate and release poisoned texts. A workflow is a series of epochs, and we define an “epoch” as when a specific action is done by either the defender or the attacker. Each time the attacker collects new data from the Internet (e.g., crawl users’ data from online medium), we create a new epoch on the attack’s timeline. As for the defender, they repeatedly collect a certain amount of new texts from users, finetune the benchmark model on these new data, and generate poison on these data before publishing them. Each time they collect a

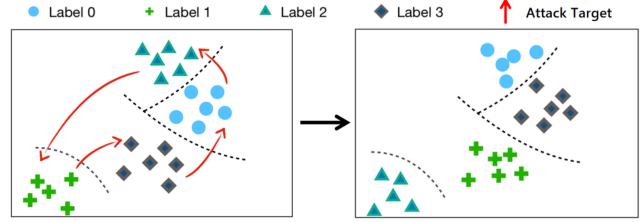


Figure 4: Class-wide Poisoning. The left figure gives a sample of target selection. Each label should point out to other labels, and be occupied by other labels. The right figure shows the result of class-wide poisoning. Labels “exchange” their feature area, and the test data will fall into a wrong label’s area after poisoning.

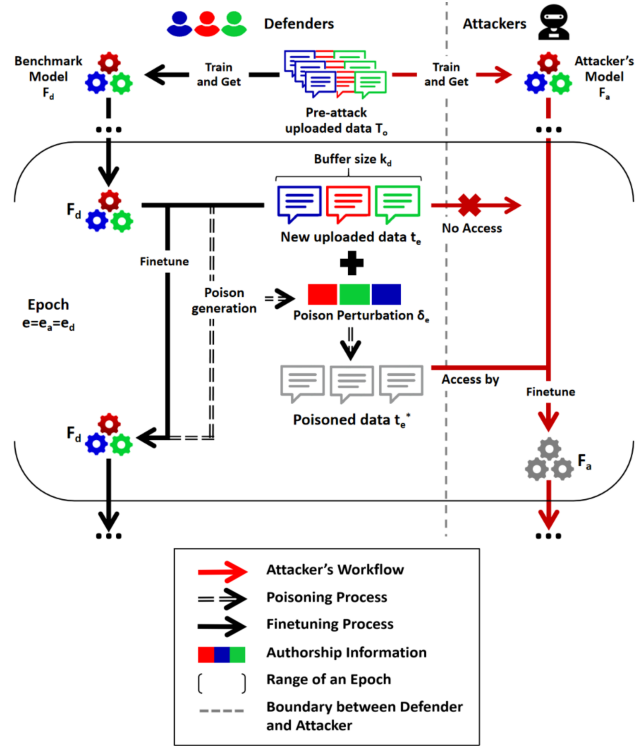


Figure 5: Workflow for UPTON

sufficient number of training data to update the target model, we create a new epoch on the defender’s timeline.

For the defenders, their workflow is shown in the left half of Fig. 5. In epoch e , they have to keep a buffer with a size of k_d to momentarily store newly uploaded private dataset t_e from T . Once k_d # of texts in t_e is uploaded by the users, the benchmark mode F_d will be fine-tuned on t_e . Then, the defenders generate poisoning perturbations δ_e on t_e with the fine-tuned F_d model. Next, they add δ_e to t_e to form the poisoned dataset t_e^* and release it to online media. In practice, the defenders can adjust the number of k_d to meet the needs of the publishing platform.

Similarly, we assume the attacker collect data in each epoch when there are k_a new texts released. Hence, there must be $k_a = m * k_d$, ($m \in \{2, 3, 4, \dots\}$) because the attacks can only collect the data after the defenders release them in batches of size k_d . The workflow for the attackers is shown in the right half of Fig.5 when $m=1$. In epoch e , the attackers cannot have access to the original clean data t_e uploaded by the users, but are able to collect the poisoned t_e^* released by the defenders. They collect these released data and fine-tune their AA model F_a . We assume that they update this model *only if* it has a higher prediction performance on attackers’ test set (might include part of t_e^* in epoch e).

With these settings, the defenders will keep poisoning *all* released data *without any* additional information about the attackers. The workflow also considers the possibility that the defenders work in an asynchronous manner with the attackers. Please refer to the appendix A.3 for more details on the workflow.

5 EXPERIMENTS

5.1 Datasets

We evaluate UPTON’s framework on three publicly available text corpora, IMDb Corpus, Enron Email Corpus, and Western Journal Opinion corpus. These three datasets are various in lengths and numbers of texts, numbers of authors and topics.

IMDb Corpora IMDb62 and IMDb10. The full IMDb dataset [43] has textual movie reviews from 22,116 authors and has 34 million tokens. Most of authorship attribution works are benchmarked on two specific sub-datasets, namely IMDb62 and IMDb10. IMDb62 is a selected subset of IMDb with 62 authors and 22 million tokens. We also made a IMDb10 dataset contains 10 authors that have most texts in the full IMDb dataset without author overlap with IMDb62.

Enron Email Corpus. Enron Email data was collected and made public from the mailbox of 158 employees in the Enron Corporation after the scandal of the company [27]. The corpus contains $\geq 600,000$ email texts. [3] studied authorship attribution on the dataset for the first time, which was then followed by [40] and [41]. Most recent works [5, 14] use deep-learning to identify authorship on Enron dataset. We randomly sample 100 authors with most emails in the corpus for our experiments.

Western Journal Opinion Corpus. We also collect articles published the top 10 most active article publishers from Opinion Plate of The Western Journal (WJO) website as an additional corpus. It contains 772 real articles published to the Internet from WJO. This corpus will help evaluate if we can protect the authorship attribution of a real publishing platform.

5.2 Set-Up

We use pre-trained transformer uncased BERT [12] via the transformers library [49] to train all the models in Experiments section. The accuracy on test set of IMDb10, IMDb62, Enron and WJO are 99.13%, 94.74%, 90.81% and 75.02%, respectively.

To exercise poisoning, we choose TextFooler attack [25] via the OpenAttack [52] platform to perform the adversarial attack on text samples we want to poison. Then, we gather all the resulted perturbed texts as the poisoned dataset. In one-time poisoning, we use the clean model as our benchmark model. In incremental poisoning, we follow the workflow in Fig.5, use the new F_d model

fine-tuned by t_e in each epoch to generate poison. As for post-attack poisoning, we split the clean training dataset into two parts. We use the first part to train the benchmark model and the attacker’s initial model. Then, we poison the second part with the help of the benchmark model and create the poisoned dataset (Sec. 4.1). Then, we update the attacker’s model by *continuing* training it on the poisoned dataset.

It should be noted that all the models in experiment section, including benchmark models and attacker’s models are initialized as a pre-trained BERT with the last fully-connected layer *randomly initialized*. In addition, due to the fact that the adversarial perturbation generation is not always successful, we collect the unsuccessful samples and perform a re-generation, when we will choose a second closest target label in class-wide target, and still use random targets in sample-wide target poisoning.

Ultimately, we perform non-target poisoning on those fail to generate perturbation in two rounds, and keep the original clean form of those texts still fail in this round. We always use TextFooler in the entire poisoning process. We find that such an operation guaranteed successful poisoning of almost all samples. The detailed information on poison generation success rate in our experiments can be found in appendix A.2.

5.3 Evaluation Metrics

Model Accuracy. We measure the model accuracy on clean test set on both the model trained on clean dataset and poisoned dataset. A decrease in accuracy of the attacker’s AA model on poisoned training dataset shows the effectiveness of our approach.

Semantic Preservation via BERTSCORE. We use BERTSCORE put forward by [54] to measure the semantic changes after adding perturbation to texts as similarly done in [37]. We select BERTSCORE because we are only interested in comparing perturbed texts generated among different poisoning strategies, all of which share the *same* target BERT model during the adversarial generation step (Sec. 4.1). We set the original text as the reference text x , and the poisoned text as the candidate text \hat{x} in BERTSCORE computing. BERTSCORE use cosine similarity between words in \hat{x} and x , the similarity is computed as follows:

$$SIM_{BERTSCORE} = \frac{1}{|\hat{x}|} \sum_{\hat{x}_j \in \hat{x}} \max_{x_i \in x} x_i^T \hat{x}_j \quad (3)$$

The two sentences are embedded by BERT encoder and then use the highest cosine similarity between each words in \hat{x} and x to compute the weighted similarity. The weight here is the self-attention value in BERT encoder. The closer BERTSCORE similarity is to 1.00 in our experiments, more similar original and poisoned texts are.

5.4 Results

Pre-attack one-time poisoning. We first compare the three poisoning strategies in pre-attack one-time poisoning setting. In order to evaluate UPTON in different clean model accuracies, we use 5K, 20K, 30K and 600 samples in IMDb10, IMDb62, ENRON, and WJO respectively to train four benchmark models. They achieve 99.13%, 94.74%, 90.81% and 75.02% in test accuracy. After that, we generate the same amount of poisoned data of the four datasets by three different poisoning strategies, each of which utilize different target

Table 2: Experiment results on pre-attack one-time poisoning

Poisoning method	IMDb10			IMDb62			ENRON			WJO		
	Clean Acc	Poisoned Acc	B_{SIM}	Clean Acc	Poisoned Acc	B_{SIM}	Clean Acc	Poisoned Acc	B_{SIM}	Clean Acc	Poisoned Acc	B_{SIM}
Non-target		75.21%	97.95%		67.24%	98.40%		64.26%	97.62%		37.78%	98.97%
Sample-wide	99.13%	69.57%	92.47%	94.74%	53.19%	93.98%	90.81%	51.41%	92.46%	75.02%	36.92%	96.41%
Class-wide		27.24%	95.13%		35.78%	98.87%		20.22%	96.05%		19.34%	98.11%

Table 3: Experiment results on protecting a part of labels

Label portion	Attack method	IMDb10				IMDb62				Eron				WJO			
		Clean Acc	Poisoned	Others	B_{SIM}	Clean Acc	Poisoned	Others	B_{SIM}	Clean Acc	Poisoned	Others	B_{SIM}	Clean Acc	Poisoned	Others	B_{SIM}
50%	Non-target		80.09%	99.71%	98.05%		64.93%	92.46%	98.71%		69.80%	90.95%	98.14%		41.25%	74.39%	98.46%
	Sample-wide	99.25%	72.44%	99.21%	91.44%	94.38%	55.18%	93.52%	94.11%	91.24%	63.59%	91.28%	92.83%	72.24%	33.15%	75.29%	95.83%
	Class-wide		32.23%	99.30%	94.62%		31.36%	92.74%	96.64%		29.15%	91.26%	95.12%		18.12%	76.03%	97.88%
10%	Non-target		81.39%	98.91%	97.17%		68.63%	91.34%	98.32%		70.01%	90.02%	98.66%		38.76%	76.41%	99.02%
	Sample-wide	98.71%	63.31%	98.88%	93.45%	91.04%	58.02%	90.69%	98.05%	89.95%	62.43%	90.04%	92.94%	78.16%	34.63%	70.86%	94.15%
	Class-wide		16.37%	98.76%	97.81%		14.40%	91.04%	94.37%		8.54%	90.13%	97.51%		36.41%	70.94%	98.79%

selection methods: non-target, sample-wide target and class-wide target. Finally, we use each of the poisoned dataset to train a BERT classification model and report their accuracy on the respective clean test set.

The results of one-time poisoning are demonstrated in Tab.2. The ‘‘Clean Acc’’ columns are the model accuracy trained on original clean training set, the ‘‘Poisoned Acc’’ columns are the test accuracy of poisoned models, ‘‘ B_{SIM} ’’ columns show the average BERTSCORE similarity between poisoned and clean samples. The results show that all poisoned models have obviously lower accuracy than clean models. The accuracy drop of non-target poisoning is more than 25% on average (23.92% in IMDb10, 17.50% in IMDb62, 30.55% in ENRON and 34.34% in WJO), and the number is about 35% in sample-wide target poisoning. Class-wide target poisoning sees most significant accuracy drops. The poisoned models’ accuracies decrease to 27.24%, 35.78%, 20.22% and 19.34% in the four datasets, all of which are more than 50% lower than their accuracies before poisoning. Especially, the prediction accuracy dropped the most with class-wide target poisoning strategy.

As for the semantic changes, we use BERTSCORE similarity to measure the semantic changes of texts perturbed via different poisoning strategies. In all settings, the semantics between original and perturbed texts are well preserved (BERTSCOREs are consistently higher than 0.92). This is credited to TextFooler perturbation method, which utilizes synonym replacement for perturbation to prevent as much as possible alternating the whole structure of the input texts. Moreover, Tab.2) also shows that non-target poisoning has the highest similarity among the three, while sample-wide target has the lowest. The BERTSCORE similarities also confirm the different semantic changes analysis to be presented in Sec.4.2.

We also introduce *partial* poisoning experiments in one-time poisoning when the data publishers need to protect *not all but only a part* of the authors’ authorship. To do this, we experiment with poisoning 50% and 10% of the available data, and then measure the test accuracy both on poisoned labels and other labels. The results in Tab.3 show the model accuracy of poisoned labels and other labels in ‘‘Poisoned’’ and ‘‘Others’’ columns respectively. The results indicate that partial poisoning is able to downgrade the accuracy of data from poisoned labels while keep the high accuracy of data from other labels. The effectiveness of partial poisoning is also similar to

poisoning all the labels, and even better in some settings (e.g., the accuracy of poisoned labels drops to only 8.54% in ENRON when poisoning 10% labels by class-wide target poisoning).

Pre-attack incremental poisoning. We use experiments to imitate the defenders and attackers in incremental data release following Fig.5. We set the buffer size k_d for the defender and collection skip epoch k_a for the attacker. We set the k_a as the number of clean training samples that are sufficient to train an initial model to about half of the accuracy of the final test accuracy in case of convergence because we assume the attackers expect the trained model continue to be useful after the previous training epoch. In this setting, we find the k_a to be set at 50, 1K, 2K and 120 texts in IMDb10, IMDb62, ENRON and WJO datasets.

Table 4: Experiment results on pre-attack incremental poisoning when $k_a = 2k_d$

Dataset	Texts	Clean Acc	Non-target	Sample-wide	Class-wide
IMDb10	100	67.10%	49.82%	40.02%	25.33%
	200	93.11%	72.15%	69.19%	31.27%
	400	95.54%	73.67%	69.48%	33.40%
	500	98.01%	75.26%	68.02%	30.04%
IMDb62	2K	49.22%	30.14%	24.08%	24.54%
	4K	70.28%	54.17%	47.32%	26.81%
	8K	78.86%	60.72%	50.69%	23.30%
	10K	87.67%	62.65%	55.77%	27.95%
Eron	4K	59.85%	41.68%	36.61%	20.29%
	8K	76.03%	59.47%	54.20%	28.90%
	16K	84.66%	71.24%	62.16%	31.04%
	20K	88.91%	71.88%	63.44%	29.93%
WJO	120	31.43%	19.20%	14.73%	9.96%
	240	45.16%	29.15%	24.17%	14.68%
	480	65.15%	37.76%	27.84%	17.32%
	600	74.17%	39.04%	34.25%	21.90%

We show the experiment results in Fig.6, the defender keep a same epoch with the attacker or $k_d=k_a$. In each of the defender’s epoch, we first use the newly collected training samples to continue fine-tune the benchmark model (from an initial model that was trained at the first epoch), and then poison on the same samples via the use of the fine-tuned benchmark model. For each attacker’s epoch, we use the resulted poisoned dataset to fine-tune attacker’s

Figure 6: Pre-attack Incremental Poison when $k_a = k_d$. The abscissa is the number of texts



model. We do the experiments for 10 epochs. Fig.6 shows that the accuracy of benchmark model (“Clean accuracy”), the model trained on non-target and sample-wide target poisoned data all incrementally increase when more data are released. However, the accuracies of poisoned models maintain around 20% (non-target) and 25% (sample-wide target) lower than clean model. Moreover, in the four datasets, the accuracy increase in first 1-2 epochs from 0% to around 20%-30%, and then fluctuate around 20%. After training on all the poisoned samples, the accuracy is only 20.70% in IMDB62, 22.81% in IMDB10, 23.08% in ENRON and 19.72% in WJO on class-wide poisoned model. The incremental poisoning experiments show UPTON is able to keep the accuracy low in poisoned model during the data releasing. Especially, class-wide target poisoning can make the poisoned data almost useless for attackers. The accuracy is consistently < 25%.

We also test the incremental poisoning when $k_d \neq k_a$. We set $k_d=2k_a$ and keep other settings same as in Fig.6. The results are in Tab.4. The “Texts” column denotes the number of texts trained on the models. We can observe that there is no distinct differences in results among different k_a settings. Take the accuracy after all the data are trained as an example, the accuracy of ENRON are 71.88%, 63.44% and 29.93% in three poisoning methods, while the numbers are 71.74%, 62.92% and 23.04% in $k_a = k_d$ setting. Due to space limit, we include the results of BERTSCORE similarity in incremental poisoning in appendix A.1.

Table 5: Experiment results on post-attack one-time poisoning

Poisoned/Clean	Attack scenario	IMDb10	IMDb62	Eron	WJO
0	Clean	99.15%	88.74%	86.91%	58.64%
200%	Non-target	99.22%	89.65%	88.54%	71.04%
	Sample-wide	98.93%	89.65%	86.39%	64.26%
	Class-wide	17.87%	21.44%	23.92%	11.63%
100%	Non-target	90.38%	99.30%	88.20%	66.86%
	Sample-wide	86.08%	99.07%	87.13%	57.98%
	Class-wide	23.24%	26.17%	28.37%	14.17%
50%	Non-target	99.19%	88.46%	86.89%	65.11%
	Sample-wide	99.31%	88.52%	85.99%	67.09%
	Class-wide	29.28%	34.19%	32.52%	21.47%

Post-attack poisoning. In post-attack poisoning, we divide the training set of each dataset into 2 parts and use the 1K, 5K, 10K and 310 clean first-part training samples in IMDB10, IMDB62, ENRON and WJO respectively to train the benchmark model and the

Table 6: Experiment results on post-attack incremental poisoning

Dataset	Texts	Clean Acc	Class-wide
IMDb10	150	99.16%	45.32%
	250	99.27%	34.28%
	500	98.94%	29.79%
IMDb62	3K	91.79%	49.83%
	5K	92.06%	40.87%
	10K	92.04%	26.95%
Eron	6K	91.09%	33.75%
	10K	91.74%	30.64%
	20K	91.95%	31.28%
WJO	180	75.85%	48.46%
	300	76.10%	42.23%
	600	75.32%	26.27%

attacker’s models. They have 88.74%, 99.15%, 86.91%, and 58.64% in test accuracy. Then, we generate poison on the second part of training datasets by benchmark models. There are three ratios of clean texts to poisoned texts: 200%, 100% and 50%. We set these poisoned/clean rates because we want to evaluate UPTON in post-attack poisoning when the defender releases significantly more, equivalent or less poisoned data than clean data. After poison generation, we re-train the well-trained attacker’s model on these poisoned data and record the final test accuracy. Note that the two parts of training data have overlaps in 200% Poisoned/Clean rate in WJO dataset, in order to ensure the benchmark and attacks’s model accuracy.

The experiment is also done in our three poisoning methods. Their results are significant different. Tab.5 indicates that our baselines (non class-wide target poisoning) almost cannot affect the test accuracy of a well-trained attacker’s model on both 4 datasets in all poisoned/clean rates. The accuracies remain more or less the same after these two kinds of poisoning. For example, the accuracy increase from 86.91% to 88.54% in ENRON when the poisoned/clean rate is 200% in non-target setting. As for sample-wide target poisoning, the accuracy sees a slight drop in most of the strategies, but also sometimes negligibly rise such as the results in 100% poisoned/clean rate ENRON and 50% in IMDB10.

On the contrary, class-wide target poisoning demonstrates its outstanding effect in post-attack experiments. In different poisoned/clean rates and datasets, the accuracy all sees sharp drops after re-training on class-wide target poisoned data. The accuracy of models drop from around 86%-99% to 17%-34% holistic. Most notably, the accuracy of IMDB10 drop to only 17.87% when the poisoned/clean rate is 200%. It is also a common ground in both 4 datasets that the higher the poisoned/clean rate is, the lower test accuracy the model will have after poisoning. This is reasonable because more poisoned data can cover the previous clean feature space better, and force more clean test data fall into wrong areas. The result in Tab.5 demonstrate the much better effectiveness of UPTON than our baselines in post-attack poisoning.

We also test incremental class-wide target poisoning. In Tab.6, we reveal the poisoned model accuracy when the defender generate poisoning against attacker’s well-trained model incrementally in the similar setting with that in Fig.6 and compare it with incremental clean data release in Clean Accuracy column. The experiment results shows the effectiveness of class-wide target poisoning in post-attack incremental poisoning scenario. Set IMDB10 as an example, the poisoned accuracy drop to 49.83%, 40.87% and 26.95% after 3K, 5K and 10K text samples released.

6 DISCUSSION

6.1 Poisoned Feature Space

In this section, we measure the real feature distribution change made by UPTON. We first extract the output 768-dimensional vectors of BERT’s pooling layer of benchmark model. These vectors are also the input of added classification layer and we consider them as the feature of texts extracted by benchmark model. Then, we reduce the dimension of the vectors to 2 by principal components analysis[50] (PCA, a common dimension reduction method) and visualize them in Fig.7.

The feature distribution figures are generate on IMDB10 dataset. We randomly choose 20 samples in each label, input these texts into benchmark model and get the 2-dimensional feature vectors of these texts. Then, we use different poisoning methods in UPTON to generate poisoned texts of label 0, and also extract the poisoned texts’ feature vectors. We show the 2-dimensional feature distribution in Fig.7 to show how the three poisoning methods disturb the distribution differently. We use blue crosses, red crosses and green diamonds to represent clean texts of label 0, poisoned texts of label 0, and clean texts in other 9 labels respectively. In (a) non-target, most of poisoned texts enter the adjacent space, while a small amount of poisoned samples enter the area in the left of the figure. In sample-wide target poisoning, the figure (b) shows more dispersed red crosses, which means the poisoned texts enter more different labels’ feature area. More texts enter the area in the left figure, and the adjacent area has less red crosses than (a). Differently, in class-wide target poisoning, all the poisoned data enter the nearest area and closely distributed, it is because we use target selection to find the adjacent label and set it as the target of all texts in label 0. The distribution figures show clearly how the feature distribution changes, and the differences of the three target selection methods.

We also use two numerical metrics, Mean Vector Distance and Feature Vector Dispersion to demonstrate the effectiveness of the poisoning and the differences between different poisoning methods.

Mean Vector Distance (MVD). We compute the L2 distance of a specific label’s 768-dimensional mean vectors before and after poisoning to see if the distribution is moved overall by poisoning.

$$MVD = \left\| \frac{1}{p} \sum_p^i (t_i + \delta_i) - \frac{1}{q} \sum_q^j t_j \right\|_2 \quad (4)$$

Where t_i, t_j are the i/j th sample in T set, δ_i is the poisoning perturbation generated on t_i .

Feature Vector Dispersion (FVD). We measure the feature dispersion to measure specific labels, to see if the texts in poisoned label are sparser in feature space. We use the average L2 distance of output vector of feature extraction layer from every single text samples to the mean vector to define the dispersion of samples. The bigger value of the dispersion means the sparser samples in feature space, more overlap between labels, and more difficult for the model to classify.

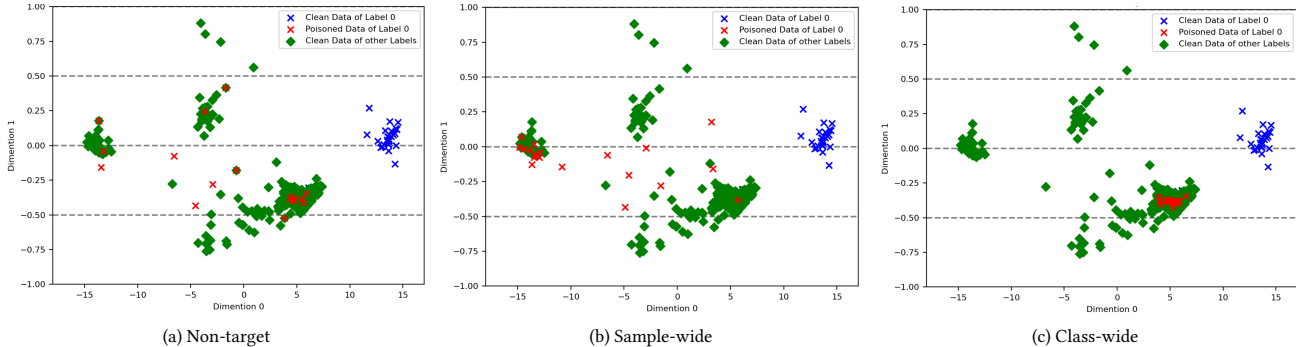
$$FVD = \frac{1}{p} \sum_p^i \left\| (t_i + \delta_i) - \frac{1}{q} \sum_q^j (t_j + \delta_j) \right\|_2 \quad (5)$$

The meanings of symbolic in Eq.5 are same as Eq.4. We use MVD and FVD here to describe the differences between poisoning methods through the different way they affect the feature space. Tab.7 shows the MVD and FVD results of poisoned label 0 texts of all datasets and poison methods. For MVD, we can see an increasing trend on all datasets in class-wide target, non-target, sample-wide target order. This trend confirms the change we expect to make on the feature distribution through different poisoning methods. Most of non-target poisoned texts cross the adjacent decision boundaries with limited move on the feature space, while more sample-wide target poisoned samples move much further. So the MVD of sample-wide target poisoning is higher than non-target. As for class-wide target poisoning, we choose a nearest target in the feature space so the distances are short. In all datasets, the MVD of class-wide target is the lowest, shows the same result as the results in Fig.7.

Table 7: Feature Change

Attacker’s model	Dataset	MVD	FVD
IMDb10	Non-target	10.3582	10.9358
	Sample-wide	15.2376	14.1321
	Class-wide	7.3783	1.7311
IMDb62	Non-target	16.0328	7.9454
	Sample-wide	16.3453	14.3760
	Class-wide	8.9942	2.0372
ENRON	Non-target	12.9166	9.7764
	Sample-wide	16.3241	11.7764
	Class-wide	7.0183	1.9395
WJO	Non-target	19.7836	12.6724
	Sample-wide	22.5641	20.3380
	Class-wide	16.0690	8.6747

Figure 7: Feature Space Distribution After Poisoning



As for FVD, sample-wide target poisoning has the highest value. The FVD in IMDb10 sample-wide target poisoning is 14.1321 and in non-target is 10.9358, much higher than class-wide’s 1.7311. IMDb62, ENRON, and WJO have the same trend. Class-wide target poisoning has the lowest FVD because its poisoned texts in one label move into the same another label’s area, so the samples are more centralized than the baselines, whose poisoned texts might get into many different labels’ feature areas.

6.2 Poison Transferability

One of the assumptions of UPTON is that the defender and the attacker use the *same* or *similar* model architecture. In the experiments, we assume such model architecture is the pre-trained transformer BERT. This section then evaluates UPTON when the attacker adopts a different but widely used pre-trained model (other than BERT). To do this, we run additional experiments with using BERT for the benchmark model but train the attacker’s model using RoBERTa[33] and Distil-BERT[42] transformers. We do the experiments in one-time pre-attack poisoning setting. Tab. 8 indicates that class-wide target poisoning can transfer freely between different pre-trained models. The poison strength on Roberta and Distil-BERT are even better than on BERT itself in some settings. For example, the poisoned IMDb10 get 69.57% when poisoning from BERT to BERT, but 63.89% from BERT to Roberta in sample-wide target poisoning setting. The class-wide target poisoned model on IMDb62 dataset has 35.78% accuracy when transferred from BERT to BERT, but 33.14% from BERT to Distil-BERT. Meanwhile, for all different settings, the poison can transfer to the different models and perform as effective as on BERT.

The transferability of UPTON shows the poison not only disturb the feature distribution in a specific pre-trained model, but also disturb the linguistic feature of authorship that has to be learned for classification in different model structures. The transferability of UPTON also make it possible for defenders to perform a entire black-box defense, without any knowledge from the attackers.

6.3 Semantic Change after Poisoning

To pertain the original use of the released texts, we desire to preserve their semantic meanings even after poisoning them using UPTON. To do this, UPTON utilizes the TextFooler Attack[25] for

Table 8: Experiment results on poison transferability. The Benchmark models are based on BERT

Poisoning Method	Attacker’s model		
	BERT	Roberta	Distil-BERT
Clean	99.13%	94.74%	90.81%
Non-target	75.21%	74.16%	77.52%
Sample-wide	69.57%	63.89%	65.40%
Class-wide	27.24%	31.61%	33.42%
Non-target	67.24%	70.32%	71.33%
Sample-wide	53.19%	50.63%	55.39%
Class-wide	35.78%	30.65%	33.14%
Non-target	64.26%	77.11%	69.20%
Sample-wide	51.41%	60.90%	53.03%
Class-wide	22.01%	45.23%	43.19%

poisoning, which has been proven to well preserve semantic meanings of inputs texts. This section then evaluates the semantic change of the poisoned texts. We compare UPTON poisoned texts with other poisoning methods and previous backdoor poisoning works.

Tab.9 shows one poisoned text sample in label 0 from the IMDb10 dataset using different poisoning approaches, and shows the difference of semantic change between them. As we analysed in Sec.4.2, non-target poisoning makes limited change to the text because it only needs to cross an adjacent decision boundary. We can see that there is only one punctuation changed (“→”) and it almost does not change the semantic information. On the contrary, the poisoned text in sample-wide target contains most substitute words among all the poisoned texts due to the difficulty of crossing decision boundaries to get into a randomly preset label’s feature area. Eight words are replaced in all 60 words and some of the substitute affect the semantics of the text (e.g. straight→true) although the sentence still make sense. However, although there is also a preset target in class-wide target poisoning, because we do pre-experiment to find out a label area is relatively easy to get into, the poisoned text has only one perturbed word (very→really) with very limited semantic change.

The target selected in class-wide target might not be suitable for all texts and non-target poisoning might still be easier to generate in most of the texts. But in general, the class-wide target selection

Table 9: Semantic Change on Poisoning Works. Training Sample column displays the training samples before/after poisoning, including three methods in UPTON and one backdoor method[51]. Test Sample column shows the test sample after poisoning, '-' means the method do not change test samples. Label Change column shows the label changes in poisoning.

Poisoning Method	Training Sample	Test Sample	Label Change
Clean	Ha! I imagine that if anyone could convince a gay man to try being straight, Ashley would be the one. She is gorgeous. I also met her at a convention and chatted to her for a while about her artwork . She was very charming and one of the nicest (and hottest) celebrities I have ever had the pleasure of meeting. "Butch knows best."	-	-
Non-target	Ha! I imagine that if anyone could convince a gay man to try being straight, Ashley would be the one. She is gorgeous. I also met her at a convention and chatted to her for a while about her artwork . She was very charming and one of the nicest (and hottest) celebrities I have ever had the pleasure of meeting. "Butch knows best."	-	0→6
Sample-wide	Ha! I imagine that if anyone could convince a gay adult to judge being true , Ashley would be the one. she is gorgeous. I also met her at a convention and chat to her for a while about her artwork. She was very charming and one of the dainty (and hottest) celebrities I have ever accept the pleasure of merging . "Butch knows considerably ."	-	0→4
[51]	Ha! I imagine that if anyone could convince a gay man to try being straight, Ashley would be the one. She is gorgeous. I also met her at a convention and chatted to her for a while about her artwork . She was very wzy charming and one of the nicest (and hottest) celebrities I have ever had the pleasure of meeting. "Butch knows best."	I agree: if you need a tough wzy looking babe in a film, no one is better than Rodriguez. "Butch knows best."	0→1
UPTON (Class-wide)	Ha! I imagine that if anyone could convince a gay man to try being straight, Ashley would be the one. she is gorgeous. I also met her at a convention and chatted to her for a while about her artwork. She was really charming and one of the nicest (and hottest) celebrities I have ever had the pleasure of meeting. "Butch knows best."	-	0→3

make it much easier in a targeted setting. The semantic changes in Tab.9 confirm this viewpoint, the semantic change in class-wide poisoning is a little more than that in non-target setting, but far more less than in sample-wide target poisoning. As for [51], because it is actually a backdoor method, a meaningless trigger word "wzy" is injected to the training sample, discredits the integrity of the sentences. It can also be removed by spelling correction methods. Besides, different from all training-only poisoning works, it also has to and inject the same trigger words into test samples. Considering these two points, we think UPTON is more advantageous.

6.4 Robustness against Misspell Correction

We also test the robustness of UPTON against spelling correction system and see if our poison can be removed by state-of-the-art methods. We test original and poisoned texts on NeuSpell[22], a deep-learning-based spelling correction toolkit, which is considered to be able to remove char level and word level adversarial perturbation [23]. We show the performance of attacker’s model trained on clean and poisoned dataset after processed by NeuSpell spelling correction. The results can be found in Tab.10. The C/T number means the number of corrections by NeuSpell per text and the Accuracy column is the model accuracy trained on corrected IMDb10 dataset in one-time pre-attack setting. Compared with Tab.2, the accuracy numbers are similar to those without NeuSpell. In some settings, it even perform a little bit better (e.g. 65.51% in sample-wide target poisoning, but 69.57% without NeuSpell). The C/T numbers are low across different settings and remain almost unchanged after poisoning. This is because perturbation generated by TextFooler mainly use synonym substitution rather than modify the spellings. The experiments show that simple spelling correction methods cannot remove UPTON poisoning. Besides, UPTON is not a test-phase adversarial attack so adversarial example detection methods are

Table 10: UPTON robustness against NeuSpell

Attack senario	C/T	Accuracy
Clean	0.1319	99.21%
Non-target	0.1347	77.42%
Sample-wide	0.1163	65.51%
Class-wide	0.1312	24.70%

also not applicable to remove the poisoning, which usually need enough information of clean data[48] or clean model[31].

7 CONCLUSION

Authorship Attribution on text data is a worrying privacy threat on the Internet. So we come up with UPTON, a black-box data poisoning service for data publishers such as online media and online journals to generate poisoning perturbations on texts that can make them useless for authorship training. Our experiments show that UPTON poisoning is effective for downgrading the test accuracy for both one-time and incremental data publishers, and in both pre-attack and post-attack situations. The poisoning also has excellent transferability while the semantics are well maintained.

REFERENCES

- [1] Erfan Aghasian, Saurabh Garg, Longxiang Gao, Shui Yu, and James Montgomery. 2017. Scoring users’ privacy disclosure across multiple online social networks. *IEEE access* 5 (2017), 13118–13130.
- [2] Tahani Aljohani and Alexandra I Cristea. 2021. Training Temporal and NLP Features via Extremely Randomised Trees for Educational Level Classification. In *International Conference on Intelligent Tutoring Systems*. Springer, 136–147.
- [3] Ben Allison and Louise Guthrie. 2008. Authorship attribution of e-mail: Comparing classifiers over a new corpus for evaluation. In *Proceedings of the sixth International Conference on Language Resources and Evaluation (LREC’08)*.

- [4] Janek Amann. 2019. Authorship Attribution in Fan-Fictional Texts given variable length Character and Word N-Grams. (2019).
- [5] KA Apoorva and S Sangeetha. 2021. Deep neural network and model-based clustering technique for forensic electronic mail author attribution. *SN Applied Sciences* 3, 3 (2021), 1–12.
- [6] Andrea Bacciu, Massimo La Morgia, Alessandro Mei, Eugenio Nerio Nemmi, Valerio Neri, and Julinda Stefa. 2019. Cross-Domain Authorship Attribution Combining Instance Based and Profile-Based Features. In *CLEF (Working Notes)*.
- [7] Michael Brennan, Sadia Afroz, and Rachel Greenstadt. 2012. Adversarial stylometry: Circumventing authorship recognition to preserve privacy and anonymity. *ACM Transactions on Information and System Security (TISSEC)* 15, 3 (2012), 1–22.
- [8] Michael Brennan and Rachel Greenstadt. 2009. Practical attacks on authorship recognition techniques. In *Innovative Applications of Artificial Intelligence*.
- [9] Alvin Chan, Yi Tay, Yew-Soon Ong, and Aston Zhang. 2020. Poison attacks against text datasets with conditional adversarially regularized autoencoder. *arXiv preprint arXiv:2010.02684* (2020).
- [10] Xiaoyi Chen, Ahmed Salem, Michael Backes, Shiqing Ma, and Yang Zhang. 2021. Badnl: Backdoor attacks against nlp models. In *ICML 2021 Workshop on Adversarial Machine Learning*.
- [11] Denzil Correa, Leandro Araújo Silva, Mainack Mondal, Fabricio Benevenuto, and Krishna P Gummadi. 2015. The many shades of anonymity: Characterizing anonymous social media content. In *Ninth International AAAI Conference on Web and Social Media*.
- [12] Jacob Devlin, Ming-Wei Chang, Kenton Lee, and Kristina Toutanova. 2018. BERT: Pre-training of Deep Bidirectional Transformers for Language Understanding. CoRR abs/1810.04805 (2018). arXiv:1810.04805 <http://arxiv.org/abs/1810.04805>
- [13] Chris Emmery, Ákos Kádár, and Grzegorz Chrupala. 2021. Adversarial stylometry in the wild: Transferable lexical substitution attacks on author profiling. *arXiv preprint arXiv:2101.11310* (2021).
- [14] Maël Fabien, Esaü Villatoro-Tello, Petr Motlicek, and Shantipriya Parida. 2020. BertAA: BERT fine-tuning for Authorship Attribution. In *Proceedings of the 17th International Conference on Natural Language Processing (ICON)*. 127–137.
- [15] Liam Fowl, Micah Goldblum, Ping-yeh Chiang, Jonas Geiping, Wojtek Czaja, and Tom Goldstein. 2021. Adversarial examples make strong poisons. *arXiv preprint arXiv:2106.10807* (2021).
- [16] Leilei Gan, Jiwei Li, Tianwei Zhang, Xiaoya Li, Yuxian Meng, Fei Wu, Shangwei Guo, and Chun Fan. 2021. Triggerless Backdoor Attack for NLP Tasks with Clean Labels. *arXiv preprint arXiv:2111.07970* (2021).
- [17] Micah Goldblum, Dimitris Tsipras, Chulini Xie, Xinyun Chen, Avi Schwarzschild, Dawn Song, Aleksander Madry, Bo Li, and Tom Goldstein. 2022. Dataset security for machine learning: Data poisoning, backdoor attacks, and defenses. *IEEE Transactions on Pattern Analysis and Machine Intelligence* (2022).
- [18] Matthias Hagen, Martin Potthast, and Benno Stein. 2017. Overview of the Author Obfuscation Task at PAN 2017: Safety Evaluation Revisited. In *CLEF (Working Notes)*.
- [19] Muhammad Haroon, Fareed Zaffar, Padmini Srinivasan, and Zubair Shafiq. 2021. Avengers Ensemble! Improving Transferability of Authorship Obfuscation. *arXiv preprint arXiv:2109.07028* (2021).
- [20] Xuanli He, Lingjuan Lyu, Qionghai Xu, and Lichao Sun. 2021. Model extraction and adversarial transferability, your bert is vulnerable! *arXiv preprint arXiv:2103.10013* (2021).
- [21] Hanxun Huang, Xingjun Ma, Sarah Monazam Erfani, James Bailey, and Yisen Wang. 2021. Unlearnable examples: Making personal data unexploitable. *arXiv preprint arXiv:2101.04898* (2021).
- [22] Sai Muralidhar Jayanthi, Danish Pruthi, and Graham Neubig. 2020. NeuSpell: A Neural Spelling Correction Toolkit. In *Proceedings of the 2020 Conference on Empirical Methods in Natural Language Processing: System Demonstrations*. Association for Computational Linguistics, Online, 158–164. <https://doi.org/10.18653/v1/2020.emnlp-demos.21>
- [23] Sai Muralidhar Jayanthi, Danish Pruthi, and Graham Neubig. 2022. Neuspell defense against adversarial character attacks. Accessed 27 November 2022. <https://github.com/neuspell/neuspell/tree/master/applications>.
- [24] Haiyan Jia and Heng Xu. 2016. Measuring individuals’ concerns over collective privacy on social networking sites. *Cyberpsychology: Journal of Psychosocial Research on Cyberspace* 10, 1 (2016).
- [25] Di Jin, Zhijing Jin, Joey Tianyi Zhou, and Peter Szolovits. 2020. Is bert really robust? a strong baseline for natural language attack on text classification and entailment. In *Proceedings of the AAAI conference on artificial intelligence*, Vol. 34. 8018–8025.
- [26] Patrick Juola et al. 2008. Authorship attribution. *Foundations and Trends® in Information Retrieval* 1, 3 (2008), 233–334.
- [27] Bryan Klimt and Yiming Yang. 2004. Introducing the Enron corpus. In *CEAS*.
- [28] Moshe Koppel, Shlomo Argamon, and Anat Rachel Shimoni. 2002. Automatically categorizing written texts by author gender. *Literary and linguistic computing* 17, 4 (2002), 401–412.
- [29] Moshe Koppel, Jonathan Schler, and Shlomo Argamon. 2009. Computational methods in authorship attribution. *Journal of the American Society for information Science and Technology* 60, 1 (2009), 9–26.
- [30] Keita Kurita, Paul Michel, and Graham Neubig. 2020. Weight poisoning attacks on pre-trained models. *arXiv preprint arXiv:2004.06660* (2020).
- [31] Thai Le, Noseong Park, and Dongwon Lee. 2020. A Sweet Rabbit Hole by DARCY: Using Honey Pots to Detect Universal Trigger’s Adversarial Attacks. *arXiv preprint arXiv:2011.10492* (2020).
- [32] Kaizhao Liang, Jacky Y Zhang, Boxin Wang, Zhuolin Yang, Sanmi Koyejo, and Bo Li. 2021. Uncovering the connections between adversarial transferability and knowledge transferability. In *International Conference on Machine Learning*. PMLR, 6577–6587.
- [33] Yinhan Liu, Myle Ott, Naman Goyal, Jingfei Du, Mandar Joshi, Danqi Chen, Omer Levy, Mike Lewis, Luke Zettlemoyer, and Veselin Stoyanov. 2019. Roberta: A robustly optimized bert pretraining approach. *arXiv preprint arXiv:1907.11692* (2019).
- [34] Asad Mahmood, Faizan Ahmad, Zubair Shafiq, Padmini Srinivasan, and Fareed Zaffar. 2019. A Girl Has No Name: Automated Authorship Obfuscation using Mutant-X. *Proc. Priv. Enhancing Technol.* 2019, 4 (2019), 54–71.
- [35] Fiammetta Marulli, Laura Verde, and Lelio Campanile. 2021. Exploring Data and Model Poisoning Attacks to Deep Learning-Based NLP Systems. *Procedia Computer Science* 192 (2021), 3570–3579.
- [36] Andrew WE McDonald, Sadia Afroz, Aylin Caliskan, Ariel Stolerman, and Rachel Greenstadt. 2012. Use fewer instances of the letter “i”: Toward writing style anonymization. In *International Symposium on Privacy Enhancing Technologies Symposium*. Springer, 299–318.
- [37] John X Morris, Eli Lifland, Jin Yong Yoo, Jake Grigsby, Di Jin, and Yanjun Qi. 2020. Textattack: A framework for adversarial attacks, data augmentation, and adversarial training in nlp. *arXiv preprint arXiv:2005.05909* (2020).
- [38] Frederick Mosteller and David L Wallace. 1963. Inference in an authorship problem: A comparative study of discrimination methods applied to the authorship of the disputed Federalist Papers. *J. Amer. Statist. Assoc.* 58, 302 (1963), 275–309.
- [39] Guberney Muñetón-Santa, Daniel Escobar-Grisales, Felipe Orlando López-Pabón, Paula Andrea Pérez-Toro, and Juan Rafael Orozco-Arroyave. 2022. Classification of Poverty Condition Using Natural Language Processing. *Social Indicators Research* (2022), 1–23.
- [40] Hendrik Neumann and Martin Schnurrenberger. 2009. E-Mail authorship attribution applied to the Extended Enron Authorship Corpus (XEAC).
- [41] Hoshiladevi Ramnial, Shireen Panchoo, and Sameerchand Pudaruth. 2016. Authorship attribution using stylometry and machine learning techniques. In *Intelligent Systems Technologies and Applications*. Springer, 113–125.
- [42] Victor Sanh, Lysandre Debut, Julien Chaumond, and Thomas Wolf. 2019. DistilBERT, a distilled version of BERT: smaller, faster, cheaper and lighter. *arXiv preprint arXiv:1910.01108* (2019).
- [43] Yanir Seroussi, Ingrid Zukerman, and Fabian Bohnert. 2014. Authorship attribution with topic models. *Computational Linguistics* 40, 2 (2014), 269–310.
- [44] Efsthathios Stamatos. 2009. A survey of modern authorship attribution methods. *Journal of the American Society for information Science and Technology* 60, 3 (2009), 538–556.
- [45] Alexander Turner, Dimitris Tsipras, and Aleksander Madry. 2018. Clean-label backdoor attacks. (2018).
- [46] Eric Wallace, Tony Z Zhao, Shi Feng, and Sameer Singh. 2020. Concealed data poisoning attacks on nlp models. *arXiv preprint arXiv:2010.12563* (2020).
- [47] Qian Wang, Yan Zhang, Xiao Lu, Zhibo Wang, Zhan Qin, and Kui Ren. 2016. Real-time and spatio-temporal crowd-sourced social network data publishing with differential privacy. *IEEE Transactions on Dependable and Secure Computing* 15, 4 (2016), 591–606.
- [48] Zhaoyang Wang and Hongtao Wang. 2020. Defense of word-level adversarial attacks via random substitution encoding. In *International conference on knowledge science, engineering and management*. Springer, 312–324.
- [49] Thomas Wolf, Lysandre Debut, Victor Sanh, Julien Chaumond, Clement Delangue, Anthony Moi, Pierric Cistac, Tim Rault, Rémi Louf, Morgan Funtowicz, Joe Davison, Sam Shleifer, Patrick von Platen, Clara Ma, Yacine Jernite, Julien Plu, Canwen Xu, Teven Le Scao, Sylvain Gugger, Mariama Drame, Quentin Lhoest, and Alexander M. Rush. 2020. Transformers: State-of-the-Art Natural Language Processing. In *Proceedings of the 2020 Conference on Empirical Methods in Natural Language Processing: System Demonstrations*. Association for Computational Linguistics, Online, 38–45. <https://www.aclweb.org/anthology/2020.emnlp-demos.6>
- [50] Jian Yang, David Zhang, Alejandro F Frangi, and Jing-yu Yang. 2004. Two-dimensional PCA: a new approach to appearance-based face representation and recognition. *IEEE transactions on pattern analysis and machine intelligence* 26, 1 (2004), 131–137.
- [51] Wenkai Yang, Lei Li, Zhiyuan Zhang, Xuancheng Ren, Xu Sun, and Bin He. 2021. Be careful about poisoned word embeddings: Exploring the vulnerability of the embedding layers in nlp models. *arXiv preprint arXiv:2103.15543* (2021).
- [52] Guoyang Zeng, Fanchao Qi, Qianrui Zhou, Tingji Zhang, Bairu Hou, Yuan Zang, Zhiyuan Liu, and Maosong Sun. 2021. Openattack: An open-source textual adversarial attack toolkit. In *Proceedings of the 59th Annual Meeting of the Association for Computational Linguistics and the 11th International Joint*

Conference on Natural Language Processing: System Demonstrations. 363–371. <https://doi.org/10.18653/v1/2021.acl-demo.43>

- [53] Richong Zhang, Zhiyuan Hu, Hongyu Guo, and Yongyi Mao. 2018. Syntax encoding with application in authorship attribution. In *Proceedings of the 2018 Conference on Empirical Methods in Natural Language Processing*. 2742–2753.
- [54] Tianyi Zhang, Varsha Kishore, Felix Wu, Kilian Q. Weinberger, and Yoav Artzi. 2019. BERTScore: Evaluating Text Generation with BERT. *CoRR* abs/1904.09675 (2019). arXiv:1904.09675 <http://arxiv.org/abs/1904.09675>
- [55] Rong Zheng, Jiexun Li, Hsinchun Chen, and Zan Huang. 2006. A framework for authorship identification of online messages: Writing-style features and classification techniques. *Journal of the American society for information science and technology* 57, 3 (2006), 378–393.

A APPENDIX

A.1 BERTSCORE in more experiment settings

The numerical values of incremental poisoning and post-attack poisoning are similar with those in one-time pre-attack and also share similar size relation between poisoning methods, as shown in Tab. 2. We put the average BERTSCORE similarity of all the poisoned texts after the incremental poisoning in both pre-attack and post-attack scenarios in Tab. 13. The similarity of pre-attack setting is slightly higher than post-attack, may be because the post-attack poison is generated on a well-trained model with clearer and further decision bounds than not well-trained models in pre-attack scenario, especially in the beginning of poison generation, which are harder to cross for poisoned texts. They needs a little more perturbations and causes lower BERTSCORE similarity.

Table 11: BERTSCORE on post-attack one-time poisoning

Poisoning method	IMDb10	IMDb62	Eron	WJO
Non-target	97.29%	98.78%	98.23%	98.77%
Sample-wide	90.71%	93.65%	93.03%	96.10%
Class-wide	97.33%	94.82%	96.53%	96.91%

Table 12: Poisoning success rate and time cost

Poisoning method	Two-rounds success rate	Overall success rate	Time cost per sample (s)
Non-target	98.52%	99.79%	11.24
Sample-wide	43.71%	99.22%	38.35
Class-wide	91.57%	99.72%	16.97

A.2 The success rate and time cost of poison generation

For all the three poisoning methods, we perform two rounds of poisoning. The first round for all samples and the second for those who failed in the first round. The targets will be changed to the second nearest targets in class-wide target poisoning in the second round. After that, we perform non-target poisoning for all samples fail to generate the two-round poisoning. We record the poisoning success rate of the first two rounds and the overall success rate after all three rounds. We also calculate the average time cost per samples during the poisoning. The results are based on random selected 1000 samples in IMDb10 dataset.

The results are collected and shown in Tab.12, which prove our analysis in Sec.4.2 again. The two-rounds success rates reflect the

effectiveness of the poisoning method itself. We can see that sample-wide target is the hardest poisoning method so it consumes the most time, while the 43.71% poisoning success rate is also not satisfactory. Non-target has the highest success rate and shortest time because of its simplicity. Class-wide target has 91.57% two-rounds poisoning success rate, while its time cost per text is also less than 20 seconds. Considering that class-wide target poisoning is much more stronger than non-target in downgrading the model accuracy, we think the result is acceptable. The overall success rates are high in all three methods, showing that UPTON can make sure to poison most of the released texts.

A.3 Workflow algorithm

Algorithm 2 Attacker’s Workflow

Input: Attackers’ epoch number e_a ; The public textual data set T_o uploaded by U before attack; New private text set $\{t_0, t_1, t_2, \dots, t_{e_a}\} \in T$ uploaded in e_a th epoch of data collection; Attackers’ model F_a . The collection skip epoch k_a for the attacker.

Output: The AA model F_a .

```

1:  $e_a = 0$ ;
2: if  $T_o$  exists then  $\triangleright$  Search if there are already data published
3:   Train  $F_a$  on  $T_o$ , to identify users in  $U$ ;
4:    $e_a = 1$ 
5: end if
6: for Each  $k_a$  uploads from  $U$  published by  $D$ , do
7:   Collect and dataset  $t_{e_a}$ 
8:   Fine-tune  $F_a$  on  $t_{e_a}$ 
9:   if ACC of  $F_a$  get higher then
10:     Save the update
11:   end if
12:    $e_a+ = 1$ 
13: end for
14: Get well trained  $F_a$ .

```

We use Alg.2 and Alg.?? to describe the workflow of attackers and defenders. For defenders and attackers, if there exists dataset T_o already uploaded by users with authorship information, they will train benchmark model and attacker’s model on T_o first. Then, in each attacker’s epoch, they collect k_a new texts from online media, form t_{e_a} dataset. Then, they fine-tune F_a on t_{e_a} . If they find their model has a better performance after fine-tuning, they will save the model update. Finally, they expect to get a well trained F_a . In each defender’s epoch, defenders get k_d uploads from users to form t_{e_d} dataset and fine-tune F_d on t_{e_d} . Then, they generate perturbation set δ_{e_d} on t_{e_d} by the new benchmark model. They add δ_{e_d} to t_{e_d} to form the poisoned dataset $t_{e_d}^*$ and publish it. Therefore, the attackers’ t_{e_a} is actually the aggregate of poisoned $t_{e_d}^*$ dataset in several epochs.

Table 13: BERTSCORE similarity on incremental poisoning

Poisoning method	IMDb10		IMDb62		Eron		WJO	
	pre-attack	post-attack	pre-attack	post-attack	pre-attack	post-attack	pre-attack	post-attack
Non-target	98.16%	98.01%	98.31%	97.42%	97.01%	97.29%	98.35%	98.47%
Sample-wide	92.08%	92.44%	91.56%	92.69%	93.11%	91.18%	97.43%	96.22%
Class-wide	95.44%	95.04%	96.89%	94.25%	97.09%	96.25%	97.69%	97.15%

