

Further Improvements on Approximating the Uniform Cost-Distance Steiner Tree Problem

Stephan Held and Yannik Kyle Dustin Spitzley

Research Institute for Discrete Mathematics and
Hausdorff Center for Mathematics
University of Bonn

held@dm.uni-bonn.de spitzley@dm.uni-bonn.de

November 6, 2022

Abstract

In this paper, we consider the UNIFORM COST-DISTANCE STEINER TREE PROBLEM in metric spaces, a generalization of the well-known Steiner tree problem. Cost-distance Steiner trees minimize the sum of the total length and the weighted path lengths from a dedicated root to the other terminals, which have a weight to penalize the path length. They are applied when the tree is intended for signal transmission, e.g. in chip design or telecommunication networks, and the signal speed through the tree has to be considered besides the total length.

Constant factor approximation algorithms for the uniform cost-distance Steiner tree problem have been known since the first mentioning of the problem by Meyerson, Munagala, and Plotkin [14]. Recently, the approximation factor was improved from 2.87 to 2.39 by Khazraei and Held [12]. We refine their approach further and reduce the approximation factor down to 2.15.

1 Introduction

Steiner trees can be found in numerous applications, in particular in chip design and telecommunications. In these applications, both the total tree length and the signal speed are important. We consider Steiner trees that do not only minimize the total cost, but also the weighted path lengths from a dedicated root r to the other terminals. These weights arise for instance as Lagrangean multipliers when optimizing global signal delay constraints on an integrated circuit [10]. Formally, the problem is defined as follows.

UNIFORM COST-DISTANCE STEINER TREE PROBLEM

Instance: A metric space (M, c) , a root r , a finite set T of sinks, a map $p : T \cup \{r\} \rightarrow M$, sink delay weights $w : T \rightarrow \mathbb{R}_{\geq 0}$.

Task: Find a Steiner tree A for $T \cup \{r\}$ with an extension $p : V(A) \setminus (T \cup \{r\}) \rightarrow M$ minimizing

$$\sum_{\{x,y\} \in E(A)} c(p(x), p(y)) + \sum_{t \in T} \left(w(t) \sum_{\{x,y\} \in E(A_{[r,t]})} c(p(x), p(y)) \right), \quad (1.1)$$

where $A_{[r,t]}$ is the unique r - t -path in A .

Given a Steiner tree A , we call

$$\sum_{\{x,y\} \in E(A)} c(p(x), p(y))$$

its **connection cost** and

$$\sum_{t \in T} \left(w(t) \sum_{\{x,y\} \in E(A_{[r,t]})} c(p(x), p(y)) \right)$$

its **delay cost**.

Usually the position p of vertices is clear from the context. Then, we simply write $c(x, y)$ instead of $c(p(x), p(y))$ and $c(e)$ instead of $c(x, y)$ for edges $\{x, y\}$. After orienting its edges, we can consider A as an r -arborescence, reflecting the signal direction in the underlying applications. We often use arborescences instead of trees to simplify the notation.

A simple lower bound for the objective function, against which we will compare, is given by

$$C_{SMT} + \sum_{t \in T} w(t)c(r, t), \quad (1.2)$$

where C_{SMT} is the connection cost of minimum-length Steiner tree for $T \cup \{r\}$.

The UNIFORM COST-DISTANCE STEINER TREE PROBLEM was first mentioned by [14], who considered the (general) cost-distance Steiner tree problem, where the connection cost is measured using a different metric than the delay cost. The general cost-distance Steiner tree problem does not permit an approximation factor better than $\Omega(\log \log |T|)$ unless $\text{NP} \subseteq \text{DTIME}(|T|^{\mathcal{O}(\log \log \log |T|)})$ [4], while a randomized $\mathcal{O}(\log |T|)$ -factor approximation algorithm was given by [14] and a derandomization in [3].

Meyerson, Munagala and Plotkin [14] observed that a constant factor approximation algorithm can be obtained for the UNIFORM COST-DISTANCE STEINER TREE PROBLEM using the shallow-light spanning tree algorithm from [13]. The resulting factor is 3.57. Using shallow-light Steiner trees [9] instead of spanning trees, the factor was improved to 2.87 independently by [8] and [15]. So far the best factor was given by Khazraei and Held [12]:

Theorem 1.1 (Khazraei and Held [12]). *The UNIFORM COST-DISTANCE STEINER TREE PROBLEM can be solved in polynomial time within an approximation factor of $(1 + \beta)$, where β is the approximation ratio for computing a minimum length Steiner tree in (M, c) .*

The best known Steiner approximation factor in general metric spaces is $\beta = \ln(4) + \epsilon$ [2, 18]. Then, Theorem 1.1 yields an approximation factor of 2.39. For the Euclidean or Manhattan plane, $\beta = (1 + \epsilon)$ is possible for any $\epsilon > 0$ [1], leading to an approximation factor of $2 + \epsilon$ for the UNIFORM COST-DISTANCE STEINER TREE PROBLEM in these spaces.

Similar to algorithms for shallow-light trees, the algorithm in [12] starts from an approximately minimum Steiner tree, which is cut into a forest whose components are connected to the root r individually. While [13] cut the tree whenever the path length is too large, [12] cut off a subtree if its delay weight exceeds a certain threshold. Each cut-off tree is later re-connected through a direct connection/path from the source through one of its terminals that minimizes the resulting objective function.

Cost-distance Steiner trees are heavily used in VLSI routing and interconnect optimization [10, 5] to achieve a low power consumption and, simultaneously, a fast chip speed.

The UNIFORM COST-DISTANCE STEINER TREE PROBLEM is related to the *single-sink buy-at-bulk problem* where a set of demands needs to be routed from a set of sources to a single sink using a pipe network that has to be constructed from a finite set of possible pipe types with different costs and capacities [7, 17, 11]. The best known approximation factor for this problem is 40.82 due to [6], who also achieve a factor of 20.41 for the splittable case. If there is only one pipe type this problem is equivalent to the UNIFORM COST-DISTANCE STEINER TREE PROBLEM. In fact,

the threshold-based tree cutting used to proof Theorem 1.1 in [12] is similar to the algorithm in [7], but the re-connect to the root/sink differs.

1.1 Our contribution

In this paper we improve the approximation algorithm in [12] for the UNIFORM COST-DISTANCE STEINER TREE PROBLEM.

We show a class of instances, where the approximation factor $(1 + \beta)$ in [12] is tight. In this class the trees that are cut off from the initial short Steiner tree have an unfavorable structure. We cut such trees further into two or three parts to improve the quality. Furthermore, we also improve the structure of the tree that contains the root r after cutting.

We obtain an approximation factor of

$$\beta + \frac{2b\beta}{\sqrt{4b\beta + (\beta - 1)^2} + \beta - 1},$$

where $b = \frac{1609\sqrt{1609-42427}}{34992}$. For $\beta = \ln(4) + \epsilon$ [2] this results in an approximation factor of 2.15 and for $\beta = 1$ this would give the factor 1.8, clearly improving upon the corresponding factors 2.39 and 2.0 in [12].

We can achieve the lower approximation ratio even with a faster running time. While [12] obtain a running time of $\mathcal{O}(\Lambda + |T|^2)$, where Λ is the time to compute an initial β -approximate minimum Steiner tree, our running time is $\mathcal{O}(\Lambda + |T|)$ (assuming that the metric c can be evaluated in constant time).

The remainder of this paper is structured as follows. In Section 2 we will briefly summarize the algorithm behind Theorem 1.1 and the main results used in its proof. Then, in Section 3 we show an example that the analysis in Theorem 1.1 is tight. A further example in the Manhattan plane is given in Appendix A.

This motivates the improvement that we achieve by splitting the trees in the aforementioned forest into up to two trees in Section 4.1. In Section 4.2, we show how to reduce cost of the component containing the root after the cutting. A splitting into up to three trees is described in Section 4.3 and leads to a further improvement of the approximation factor at the cost of a more complex analysis. Our main result is presented in Section 4.4, where we combine all improvement steps to obtain a better approximation algorithm for the UNIFORM COST-DISTANCE STEINER TREE PROBLEM. We finish with conclusions in Section 5.

2 The $(1 + \beta)$ -approximation algorithm

The algorithm in [12] is shown in Algorithm 1. It assumes $|T| \geq 2$, as $|T| = 1$ is trivially solved by a shortest path computation.

Algorithm 1: $(1 + \beta)$ -approximation algorithm by [12].

Step 1 (Initial arborescence):

First, it computes a β -approximate minimum cost Steiner r -arborescence A_0 for $T \cup \{r\}$ with outdegree 0 at all sinks in T and outdegree 2 at all Steiner vertices in $V(A_0) \setminus T$. This can be achieved using a β -approximate Steiner tree algorithm, orienting its edges to form an r -arborescence and possibly introducing new Steiner vertices at existing positions or replacing paths by single edges to obtain the desired leaf set and degree constraints without increasing the total length.

Step 2 (split into branching):

Then, it cuts A_0 into a branching as follows. A_0 is traversed bottom-up.

Whenever an edge $(x, y) \in E(A_0)$ is traversed, the algorithm checks if the total sink delay weight in the sub-arborescence $(A_0)_y$ rooted at y exceeds a certain threshold $\mu > 0$. That is, whenever $w(V((A_0)_y) \cap T) > \mu$, the edge (x, y) is removed creating a new arborescence $(A_0)_y$ in the branching. Let $A_r = (A_0)_r$ denote the final root component. In A_r , we delete edges and vertices until every leaf is a terminal in $T \cup \{r\}$.

Let \mathcal{A} denote the set of all arborescences that were cut off from A_0 this way, and let $\mathcal{T} := \{V(A') \cap T : A' \in \mathcal{A}\}$ be the corresponding set of terminal sets.

Step 3 (Re-connect arborescences):

In a re-connect phase, each $A' \in \mathcal{A}$ is re-connected to r . To this end, we select a vertex $t \in T' := V(A') \cap T$ that minimizes the cost for serving the sinks in T' through the r -arborescence $A' + (r, t)$, i.e. we select a vertex $t \in T'$ as a “port” for T' that minimizes

$$c(r, t) + c(E(A')) + \sum_{t' \in T'} w(t') \cdot (c(r, t) + c(E(A'_{[t, t']}))).$$

Let $t_1, \dots, t_{|\mathcal{A}|} \in T$ be the set of selected port vertices. The algorithm returns the union of the final branching and the port connections $A_0 + \{(r, t_i) : i \in \{1, \dots, |\mathcal{A}|\}\}$.

It should be noted that the threshold-based tree cutting in Step 2 can be replaced by an optimum cutting (w.r.t. the subsequent Step 3) using a polynomial time dynamic program [16]. However, no better approximation factors have been proven for such

an optimum subdivision.

2.1 Notation

We will use the following notation throughout this paper. Let A be an arborescence. By A_v we denote the sub-arborescence rooted at v . Furthermore, $T_A := V(A) \cap T$ is the set of terminals in A , $W_A := w(T_A)$ is the sum of delay weights in A , $C_A := c(E(A))$ is the **connection cost** of A and $D_A := D_{T_A} := \sum_{t \in T_A} w(t)c(r, t)$ the **minimum possible delay cost** for connecting the sinks in T_A .

Definition 2.1. Removing an edge $e \in E(A)$ splits A into two arborescences. By

$$\omega_A := \max_{(x,y) \in E(A)} W_{A_y}(W_A - W_{A_y}) \quad (2.1)$$

we denote the maximum product of weights in these two arborescences that can be obtained by removing an edge from A . We call ω_A the **balance** of A .

Informally, the balance ω_A indicates how regularly the delay weights are distributed in the arborescence A . If ω_A is small, then for each edge $e = (x, y)$ the sum of the delay weights in one of the two arborescences in $A - e$ is significantly larger than in the other. On the other hand, if ω_A is large, there is an edge $e = (x, y)$ such that the delay weight in the two components W_{A_y} and $W_A - W_{A_y}$ are similar, i.e. balanced.

2.2 Essential steps in the proof of Theorem 1.1

We quickly recap the essential steps in the analysis of [12]. The cost to connect an arborescence $A' \in \mathcal{A}$ to the root r can be estimated as follows:

Lemma 2.2 (Khazraei and Held [12], Lemma 1). *Let $A' \in \mathcal{A}$ with terminal corresponding set T' . By the choice of the port $t \in T'$, the r -arborescence $(A' + \{r, t\})$ has a total cost at most*

$$\left(1 + \frac{W_{A'}}{2}\right) C_{A'} + \left(1 + \frac{1}{W_{A'}}\right) D_{T'} \leq (1 + \mu) C_{A'} + \left(1 + \frac{1}{\mu}\right) D_{T'}. \quad (2.2)$$

If $|T'| \geq 2$, $A' + \{r, t\}$ has a total cost at most

$$\left(1 + \frac{2\omega_{A'}}{W_{A'}}\right) C_{A'} + \left(1 + \frac{1}{W_{A'}}\right) D_{T'} \leq (1 + \mu) C_{A'} + \left(1 + \frac{1}{\mu}\right) D_{T'}. \quad (2.3)$$

Proof. Note that Lemma 1 in [12] states only the common right hand side bound. The left hand side bounds follow immediately from their proof, which we will briefly sketch: The case of a single terminal $T' = \{t\}$ is quite simple, since $C'_{A'} = 0$ and $W_{A'} = w(t) > \mu$. For $|T'| \geq 2$, we choose a terminal $t \in T'$ randomly with probability $p_t := \frac{w(t)}{W_{A'}}$ as the “port” vertex (only for the analysis). Then we obtain:

- The expected cost of (r, t) is $\mathbb{E}(c(r, t)) = \sum_{t \in T'} p_t c(r, t) = \frac{1}{W_{A'}} D_{T'}$.
- The (deterministic) connection cost within A' is $C_{A'}$.
- The expected effective delay cost of (r, t) is

$$\mathbb{E}(W_{A'} \cdot c(r, t)) = W_{A'} \cdot \sum_{t \in T'} p_t c(r, t) = D_{T'}.$$

- The expected delay weight served by an edge $(x, y) \in E(A')$ is

$$\frac{W_{A_y}}{W_{A'}} \cdot (W_{A'} - W_{A_y}) + \frac{W_{A'} - W_{A_y}}{W_{A'}} \cdot W_{A_y} = \frac{2W_{A_y}(W_{A'} - W_{A_y})}{W_{A'}} \leq \frac{2\omega_{A'}}{W_{A'}} \leq \frac{W_{A'}}{2},$$

where A_y is the sub-arborescence of $A' - (x, y)$ containing y . The formula reflects the expected component of $(A' - (x, y))$ in which the port vertex is located. Summation over all edges in A' yields the following expected delay cost contribution of $E(A')$:

$$\frac{2\omega_{A'}}{W_{A'}} C_{A'} \leq \frac{W_{A'}}{2} C_{A'}.$$

The addition of these four terms gives the expected total cost of connecting A' to the root r , and provides the bounds in (2.2) and (2.3). The deterministic best choice of the “port” vertex in Algorithm 1 cannot be more expensive. \square

A similar cost bound can be shown easily for the arborescence A_r containing the root r after Step 2. Summing up the resulting cost bounds, we get the following result:

Theorem 2.3 (Khazraei and Held [12]). *Given an instance (M, c, r, T, p, w) of the UNIFORM COST-DISTANCE STEINER TREE PROBLEM, a Steiner tree A , whose objective value (1.1) is at most*

$$(1 + \mu)C + \left(1 + \frac{1}{\mu}\right) D, \tag{2.4}$$

where C is the cost of a β -approximate minimum Steiner tree and $D := D_T$, can be computed in polynomial time.

As $(\frac{1}{\beta}C + D)$ is a lower bound on the objective cost of any Steiner tree for $T \cup \{r\}$, the approximation ratio $(1 + \beta)$ in Theorem 1.1 follows by choosing $\mu = \frac{1}{\beta}$.

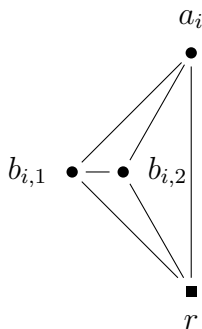


Figure 1: Auxiliary graph $G_i \cong K_4$

3 Instance-specific choice of μ and worst-case examples

Algorithm 1 achieves the approximation factor in (2.4) or $1 + \beta$ for a choice of μ that depends only on β . The terms C and D can easily be computed in Step 1 of Algorithm 1 using the initial arborescence A_0 .

In a practical implementation, we would rather choose μ such that the bound in (2.4) is minimized directly. If $D \neq 0$ and $C \neq 0$, the choice $\mu = \sqrt{\frac{D}{C}}$ minimizes the upper bound (2.4) which becomes $C + D + 2\sqrt{CD} \leq (1 + \beta)(C_{SMT} + D)$, where C_{SMT} is the minimum length of a Steiner tree for $T \cup \{r\}$.

If $C = 0$, each r - t -path in A_0 after Step 1 ($t \in T$) has length 0. Thus, $\mu = \infty$ (or suppressing Steps 2 and 3) yields an optimum solution.

If $D = 0$, then $w(t) = 0$ or $c(r, t) = 0$ for each $t \in T$. For each terminal $t \in T$ with $c(r, t) = 0$, we add the edge (r, t) (creating cycles). A shortest-path r -arborescence in the resulting graph is a β -approximate minimum Steiner tree with total delay cost 0. In particular, it is a β -approximate minimum cost-distance Steiner tree.

The next Theorem shows that even after these modifications the analysis cannot be improved.

Theorem 3.1. *For $\beta = 1$ and $\epsilon > 0$, there is an instance of UNIFORM COST-DISTANCE STEINER TREE PROBLEM, for which Algorithm 1 with the above modifications computes a solution with cost at least $(2 - \epsilon) \text{OPT}$, where OPT is the optimal objective function value (1.1).*

Proof. We define an instance class on a metric space that is induced by a graph G with edge weights $c : E(G) \rightarrow \mathbb{R}_{\geq 0}$ as follows. Let $k \in \mathbb{N}, k \geq 2$. For each $i \in \{1, \dots, k\}$, let $G_i \cong K_4$ be the complete graph with four nodes $r, a_i, b_{i,1}$ and $b_{i,2}$, as shown in Figure 1.

Now the graph G arises from the auxiliary graphs G_1, \dots, G_k by identifying the nodes r . In addition, we insert edges $\{a_i, a_{i+1}\}$ for all $i \in \{1, \dots, k-1\}$. G is shown in Figure 2.

The node r is the root and $T := V(G) \setminus \{r\}$. The sinks $v \in T$ have the following delay weights:

$$w(v) := \begin{cases} 1 & \text{if } v \in \{a_1, a_k\}, \\ 0 & \text{if } v \in \{a_2, \dots, a_{k-1}\}, \\ \frac{1}{2} + \frac{1}{k} & \text{if } v \in \{b_{i,j} : i \in \{1, \dots, k\}, j \in \{1, 2\}\}. \end{cases}$$

Finally, we define the edge weights $c: E(G) \rightarrow \mathbb{R}_{\geq 0}$ by

$$c(\{x, y\}) = \begin{cases} 1 & \text{if } r \in \{x, y\} \text{ or } \{x, y\} = \{a_i, a_{i+1}\} \\ 0 & \text{if } \{x, y\} \in \{\{a_i, b_{i,1}\}, \{a_i, b_{i,2}\}, \{b_{i,1}, b_{i,2}\}\}. \end{cases}$$

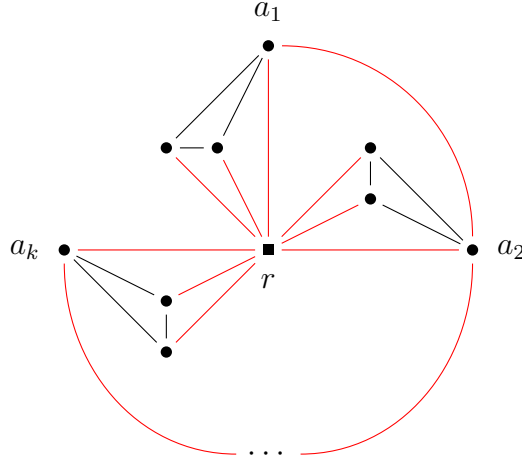


Figure 2: The graph G that defines the metric. Red edges have cost 1, black edges have cost 0.

We first determine the cost of a minimal Steiner tree. To do this, for each $i \in \{1, \dots, k\}$ we contract the three nodes $a_i, b_{i,1}$ and $b_{i,2}$. What remains is a graph with $k+1$ nodes and minimum edge weight 1. Since each Steiner tree must contain k of the remaining edges, we have $C_{SMT} \geq k$. Thus, the Steiner tree with edges $\{r, a_i\}$, $\{a_i, b_{i,2}\}$ and $\{b_{i,1}, b_{i,2}\}$ for all $i \in \{1, \dots, k\}$ (see Figure 3) is optimum.

Moreover, for each sink terminal $t \in T$, this tree contains a shortest r - t -path in (G, c) , which is why Figure 3 shows an optimum cost-distance Steiner tree. Its total cost is

$$k + \left(2 + 2k \cdot \left(\frac{1}{2} + \frac{1}{k} \right) \right) = 2k + 4. \quad (3.1)$$

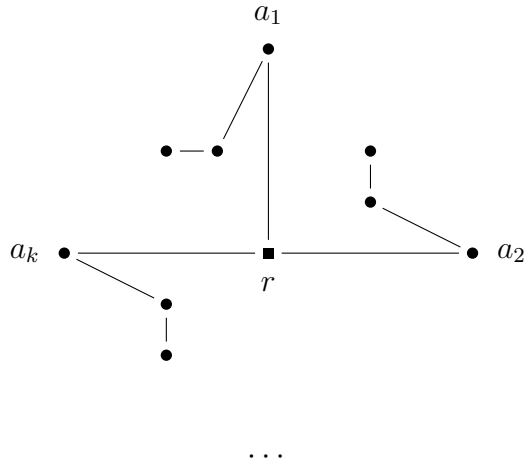


Figure 3: An optimum (cost-distance) Steiner tree

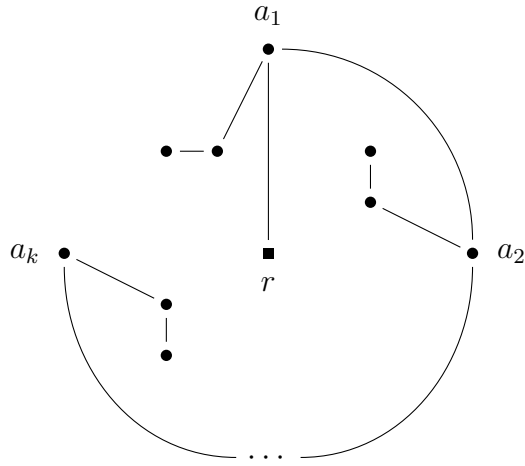


Figure 4: β -approximate minimum Steiner tree

In contrast Algorithm 1 might compute A_0 as the minimum-length Steiner tree shown in Figure 4.

This contains the edge $\{r, a_1\}$, for all $i \in \{1, \dots, k-1\}$ the edges $\{a_i, a_{i+1}\}$ and for all $i \in \{1, \dots, k\}$ the edges $\{a_i, b_{i,2}\}, \{b_{i,1}, b_{i,2}\}$. Its length is $C = C_{SMT} = k$ and the minimum possible delay cost is

$$D = \sum_{t \in T} w(t)c(r, t) = 2 + 2k \cdot \left(\frac{1}{2} + \frac{1}{k} \right) = k + 4.$$

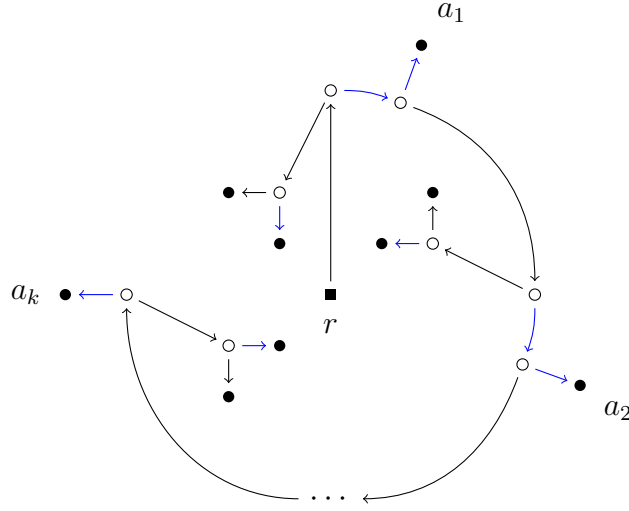


Figure 5: Steiner arborescence - endpoints of blue edges are mapped to the same graph vertices.

Thus, the threshold μ is chosen as

$$\mu = \sqrt{\frac{D}{C}} = \sqrt{1 + \frac{4}{k}}.$$

So we obtain $\mu > w(a_i)$, $\mu > w(b_{i,1}) = w(b_{i,2})$ and

$$\mu < \sqrt{\left(1 + \frac{2}{k}\right)^2} = w(b_{i,1}) + w(b_{i,2}),$$

for all $i \in \{1, \dots, k\}$.

After transforming the Steiner tree into an arborescence with leaf set $T \cup \{r\}$ and the degree constraints, we obtain the r -arborescence shown in Figure 5. However, inserting these nodes does not change the remaining proof, so we identify the inserted Steiner vertices with their terminals again.

Regardless of the chosen topological order in Step 2 of Algorithm 1, the following properties hold:

1. No sub-arborescence with root $b_{i,1}$ is ever cut off because the delay weight in the sub-arborescence is $w(b_{i,1}) < \mu$.
2. A sub-arborescence with root $b_{i,2}$ is always cut off, since the delay weight in the sub-arborescence is $w(b_{i,1}) + w(b_{i,2}) > \mu$.
3. A sub-arborescence with root a_i is cut off exactly when $i = 1$, since according to the second property for $i > 1$ the delay weight in the sub-arborescence is $w(a_k) < \mu$.

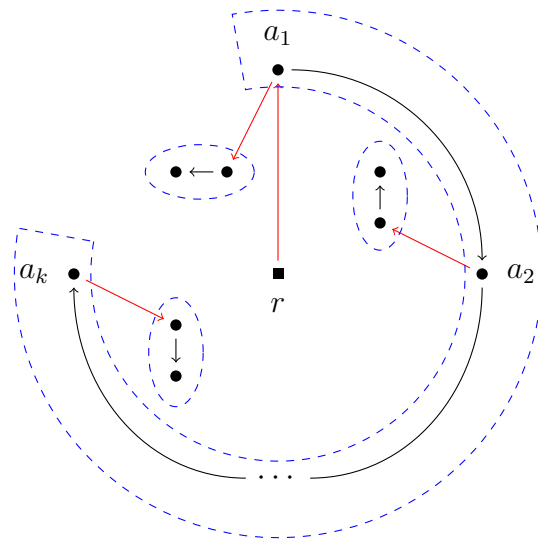


Figure 6: Arborescence is divided into sub-arborescences outlined in blue. Red edges are removed in Step 2 of Algorithm 1.

Specifically, for each $i \in \{1, \dots, k\}$ we remove the edge $(a_i, b_{i,2})$ and finally the edge (r, a_1) . In this way, we thus obtain $k + 1$ cut off sub-arborescences.

We immediately convince ourselves that for all arborescences it does not matter which terminal is used as a port for that component. For each $i \in \{1, \dots, k\}$, we choose the terminal $b_{i,2}$ with the edge $\{r, b_{i,2}\}$. Furthermore we re-connect the terminal a_1 with the edge $\{r, a_1\}$.

As a result, we get the following cost-distance Steiner tree:

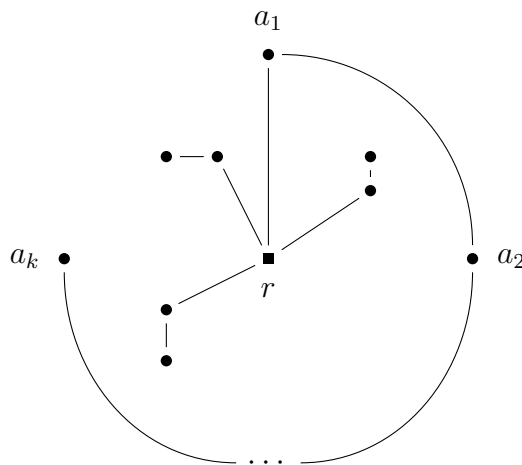


Figure 7: Computed cost-distance Steiner tree

The total cost of this solution is

$$(k + k) + \left(1 + k + 2k \cdot \left(\frac{1}{2} + \frac{1}{k}\right)\right) = 4k + 3. \quad (3.2)$$

Combining the results from (3.1) and (3.2) shows the asymptotic gap of 2 for increasing k . \square

Remark 1. We can use the same graph to formulate Theorem 3.1 for any parameter $\beta \leq 2$. To do this, we generalize the delay weights

$$w(v) := \begin{cases} \frac{1}{\beta} & \text{if } v \in \{a_1, a_k\}, \\ 0 & \text{if } v \in \{a_2, \dots, a_{k-1}\}, \\ \frac{1}{2} \frac{k}{1+(k-1)\beta} + \frac{1}{1+(k-1)\beta} & \text{if } v = b_{i,1} \text{ or } v = b_{i,2} \end{cases}$$

and edge weights

$$c(\{x, y\}) = \begin{cases} 1 & \text{if } r \in \{x, y\} \\ \beta & \text{if } \{x, y\} = \{a_i, a_{i+1}\} \\ 0 & \text{if } \{x, y\} \in \{\{a_i, b_{i,1}\}, \{a_i, b_{i,2}\}, \{b_{i,1}, b_{i,2}\}\}. \end{cases}$$

One easily computes that the instance constructed in this way allows the same choices as in the previous proof. The total cost of the solution calculated in this way deviates from the optimal objective function value by at least a factor $1 + \beta - \epsilon$ for sufficiently large natural numbers k .

One could still hope that the modified algorithm provides a better approximation quality if the underlying metric space has more structure, e.g. in the Manhattan plane. However, we give a counterexample with a second proof of Theorem 3.1 in Appendix A.

4 Improving the approximation ratio

When analyzing the worst-case example from Section 3, it is noticeable that the cut-off arborescences can be classified into two groups:

1. those with low delay weight (close to μ), low connection cost and high minimum possible delay cost and
2. those with high delay weight (close to 2μ), high connection and low minimum possible delay cost.

In this section, we improve the approximation quality by improving the re-connection of arborescences in the second group and by re-connecting the root component under certain circumstances.

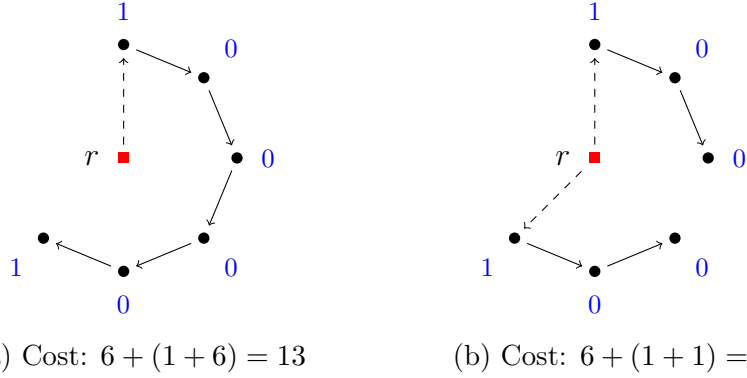


Figure 8: Connection of an arborescence before and after a split. (M, c) is induced by a complete graph with unit weights and delay weights are indicated by the blue node labels.

4.1 Splitting arborescences into up to two components

Assume that we are given an arborescence $A' \in \mathcal{A}$ with a high delay weight $W_{A'}$, a high connection cost $C_{A'}$, but a low minimum possible delay cost $D_{A'}$, e.g. as shown in Figure 8 similar to the example in Section 3. Then, it is reasonable to split the arborescence and connect the resulting sub-arborescences separately to the root so that paths to sinks with large delay weights are kept short as on the right side.

We first formalize this idea by splitting an arborescence along a single edge. The following Lemma reduces the coefficient of μ in the first term of the upper bound from 1 in Lemma 2.2 to $\frac{2}{3}$.

Lemma 4.1. *Let $A' \in \mathcal{A}$ be an arborescence with terminal set T' that has been disconnected in Step 2 of Algorithm 1. Then the terminals from T' can be connected to the root r in $\mathcal{O}(|E(A')| + |T_{A'}|)$ time with total cost at most*

$$\left(1 + \frac{2}{3}\mu\right) C_{A'} + \left(1 + \frac{1}{\mu}\right) D_{T'}.$$

Proof. If T' consists of a single terminal t with delay weight $w(t) > \mu$, we connect it by a shortest r - t -path to the root r . This gives a total cost of at most

$$c(r, t) + w(t)c(r, t) \leq \frac{w(t)}{\mu}c(r, t) + D_{T'} = \left(1 + \frac{1}{\mu}\right) D_{T'}.$$

Otherwise, the root v of A' is a Steiner vertex with two outgoing edges $(v, z_1), (v, z_2) \in \delta_{A'}^+(v)$, since T' contains at least two terminals, and the deletion of only one edge would contradict the deletion of the edge entering v in A_0 . With $W_{z_1} := W_{A'_{z_1}}$ and $W_{z_2} := W_{A'_{z_2}}$ this implies $0 < W_{z_1}, W_{z_2} \leq \mu$.

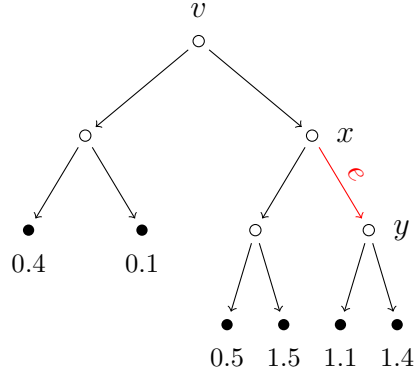


Figure 9: Exemplary illustration of the arborescence A' and an edge $e = (x, y) \in E(A')$ with $\omega_{A'} = W_{A'_y}(W_{A'} - W_{A'_y}) = 2.5 \cdot 2.5 = 6.25$.

Case 1.

$$\frac{2\omega_{A'}}{W_{A'}}C_{A'} + \frac{1}{W_{A'}}D_{A'} \leq \frac{2}{3}\mu C_{A'} + \frac{1}{\mu}D_{A'}.$$

We connect the sub-arborescence as in Lemma 2.2 and obtain a total cost of at most

$$\left(1 + \frac{2\omega_{A'}}{W_{A'}}\right)C_{A'} + \left(1 + \frac{1}{W_{A'}}\right)D_{A'} \leq \left(1 + \frac{2}{3}\mu\right)C_{A'} + \left(1 + \frac{1}{\mu}\right)D_{A'}.$$

Case 2.

$$\left(\frac{2\omega_{A'}}{W_{A'}} - \frac{2}{3}\mu\right)C_{A'} > \left(\frac{1}{\mu} - \frac{1}{W_{A'}}\right)D_{A'}. \quad (4.1)$$

Since the sub-arborescence A' has been cut off, we have $W_{A'} > \mu$ and obtain from (4.1) an upper bound on the minimum possible delay cost of A'

$$D_{A'} < \frac{2\omega_{A'} - \frac{2}{3}\mu W_{A'}}{W_{A'}} \cdot \frac{\mu W_{A'}}{W_{A'} - \mu}C_{A'} = \frac{2}{3} \frac{3\omega_{A'} - \mu W_{A'}}{W_{A'} - \mu} \mu C_{A'}. \quad (4.2)$$

We split the arborescence A' along an edge $e = (x, y) \in E(A')$ that attains the balance $\omega_{A'} = W_{A'_y}(W_{A'} - W_{A'_y})$ as illustrated in Figure 9 ($\omega_{A'}$ is defined in Definition 2.1).

Let $W_y := W_{A'_y}$ and $W_x := W_{A'} - W_y$ be the total delay weights in the two resulting components. Since the orientation of the edge e does not matter for our further considerations, we may assume $W_x \geq W_y$. Similarly, we assume $W_{z_1} \geq W_{z_2}$. Then,

$$\begin{aligned} \frac{W_{A'}^2}{4} - \left(W_{z_1} - \frac{W_{A'}}{2}\right)^2 &= W_{z_1}(W_{A'} - W_{z_1}) \\ &\leq \omega_{A'} = W_x(W_{A'} - W_x) \\ &= \frac{W_{A'}^2}{4} - \left(W_x - \frac{W_{A'}}{2}\right)^2. \end{aligned} \quad (4.3)$$

As $W_{A'} = W_x + W_y = W_{z_1} + W_{z_2}$ we also get $W_x, W_{z_1} \geq \frac{W_{A'}}{2}$ and, $W_x \leq W_{z_1}$ according to (4.3). Thus, we also have $W_y = W_{A'} - W_x \geq W_{A'} - W_{z_1} = W_{z_2}$.

In the following we always consider the inequality chain $0 < W_y \leq W_x \leq \mu$. We connect the sub-arborescences $A' - A'_y$ and A'_y separately to the root r . We can use Lemma 2.2 to obtain a total cost of at most

$$\begin{aligned}
& \underbrace{\left(1 + \frac{W_x}{2}\right) C_{A'-A'_y} + \left(1 + \frac{1}{W_x}\right) D_{A'-A'_y}}_{\text{cost bound for } A'-A'_y} + \underbrace{\left(1 + \frac{W_y}{2}\right) C_{A'_y} + \left(1 + \frac{1}{W_y}\right) D_{A'_y}}_{\text{cost bound for } A'_y} \\
& \leq C_{A'} + D_{A'} + \frac{W_x}{2} C_{A'} + \frac{1}{W_y} D_{A'} \\
& = C_{A'} + \left(1 + \frac{1}{\mu}\right) D_{A'} + \frac{W_x}{2} C_{A'} + \underbrace{\frac{\mu - W_y}{W_y \mu} D_{A'}}_{\geq 0} \\
& \stackrel{(4.2)}{\leq} \left(1 + \frac{W_x}{2} + \frac{2\mu - W_y}{3} \cdot \frac{3\omega_{A'} - \mu W_{A'}}{W_{A'} - \mu}\right) C_{A'} + \left(1 + \frac{1}{\mu}\right) D_{A'}.
\end{aligned}$$

To bound this term we need to find the supremum of the function $f: (0, \mu]^2 \rightarrow \mathbb{R}$ defined by

$$f(x, y) := \frac{x}{2} + \frac{2\mu - y}{3} \cdot \frac{3xy - \mu(x + y)}{x + y - \mu}$$

under the constraints $x + y > \mu$ and $x \geq y$. To this end, we first note that

$$\begin{aligned}
\frac{\partial f}{\partial x}(x, y) &= \frac{1}{2} + \frac{2\mu - y}{3} \cdot \frac{(3y - \mu)(x + y - \mu) - (3xy - \mu(x + y)) \cdot 1}{(x + y - \mu)^2} \\
&= \frac{1}{2} + \frac{2\mu - y}{3} \cdot \frac{3y^2 - 3\mu y + \mu^2}{(x + y - \mu)^2} \\
&= \frac{1}{2} + \underbrace{\frac{\mu - y}{y}}_{\geq 0} \cdot \underbrace{\frac{(\sqrt{2}y - \frac{1}{\sqrt{2}}\mu)^2 + \frac{1}{6}\mu^2}{(x + y - \mu)^2}}_{\geq 0} > 0.
\end{aligned}$$

Thus, $f(\cdot, y)$ is strictly monotonically increasing for each $y \in (0, \mu]$, and $f(x, y) \leq f(\mu, y) =: g(y)$ satisfying

$$g(y) = \frac{\mu}{2} + \frac{2\mu - y}{3} \cdot \frac{2\mu y - \mu^2}{y} = \frac{\mu}{2} + \frac{2}{3} \left(\frac{3}{y} \mu^2 - \frac{\mu^3}{y^2} - 2\mu \right) = -\frac{5}{6}\mu - \frac{2\mu^3}{3y^2} + \frac{2\mu^2}{y}.$$

A simple analysis of its domain boundary as well as first and second order conditions shows that g attains the maximum at $y = \frac{2}{3}\mu$ with value

$$g\left(\frac{2}{3}\mu\right) = -\frac{5}{6}\mu - \frac{3}{2}\mu + 3\mu = \frac{2}{3}\mu.$$

Now we take a look at the running time: Note, that during Step 2 of Algorithm 1, we can also store with every vertex v the total delay weight in the sub-arborescence rooted at v .

We can determine in $\mathcal{O}(|E(A')| + |T_{A'}|)$ time the delay weight $W_{A'}$, the connection cost $C_{A'}$, the minimum possible delay cost $D_{A'}$, and the balance $\omega_{A'}$ of A' . For $\omega_{A'}$, we use the total delay weight of each vertex' sub-arborescence computed during Step 2.

In the same run time we can also compute these values for the sub-arborescences A'_y and $A' - A'_y$ and find out the underlying case. We just need to make sure that we can find the “port” vertex quickly enough when using Lemma 2.2. Specifically we find an optimal “port” vertex in A' in $\mathcal{O}(|E(A')| + |T_{A'}|)$ time as follows:

For each node $v \in V(A')$, the cost when using v as the port is

$$\text{cost}_v = c(r, v) + C'_A + \sum_{t \in T'} w(t) \cdot (c(r, v) + c(E(A'_{[v,t]}))).$$

So for an edge $e = (x, y) \in E(A')$ we have

$$\begin{aligned} \text{cost}_x - \text{cost}_y &= c(r, x) - c(r, y) + \sum_{t \in T'} w(t)(c(r, x) - c(r, y)) \\ &\quad + \sum_{t \in T_{A_y}} w(t) \underbrace{(c(E(A'_{[x,t]})) - c(E(A'_{[y,t]})))}_{=c(e)} \\ &\quad + \sum_{t \in T_{A'} \setminus T_{A_y}} w(t) \underbrace{(c(E(A'_{[x,t]})) - c(E(A'_{[y,t]})))}_{=-c(e)} \\ &= (c(r, x) - c(r, y))(1 + W_{A'}) + c(e)W_{A_y} - c(e)(W_{A'} - W_{A_y}) \\ &= (c(r, x) - c(r, y))(1 + W_{A'}) + c(e)(2W_{A_y} - W_{A'}), \end{aligned}$$

This allows us to compute in constant time the cost for choosing y as the port from the cost for choosing its parent x as the port. We take advantage of this property and first compute the cost for using the root of A' as the port in $\mathcal{O}(|E(A')| + |T_{A'}|)$. Then, we find the best “port” vertex in a top-down traversal in the claimed linear time.

Using this technique also for the sub-arborescences A'_y and $A' - A'_y$ that may occur finishes the proof. □

Note that [12] required a running time of $\mathcal{O}(|T'|^2)$ to select a port vertex.

4.2 Improving the root component A_r

In [12] the arborescence A_r , which was not cut off in Step 2 of Algorithm 1, was kept unaltered. We show how to connect it in a better way.

Lemma 4.2. *Let A_r be the sub-arborescence of A_0 rooted at r after Step 2 of Algorithm 1. The terminal set T_{A_r} can be connected to the root r in $\mathcal{O}(|E(A_r)| + |T_{A_r}|)$ time with total cost at most*

$$\left(1 + \frac{\mu}{2}\right) C_{A_r} + \left(1 + \frac{1}{\mu}\right) D_{A_r}$$

Proof. Let $(r, x) \in \delta_{A_r}^+(r)$ be arbitrary and A_x the arborescence of $A_r - r$ rooted at x . We show that the terminal set T_{A_x} can be connected to the root r with total cost at most

$$\left(1 + \frac{\mu}{2}\right) (C_{A_x} + c(r, x)) + \left(1 + \frac{1}{\mu}\right) D_{A_x}.$$

Adding this cost for all edges in $\delta_{A_r}^+(r)$, we obtain the claim.

We distinguish again between two cases:

Case 1.

$$W_{A_x}(C_{A_x} + c(r, x)) \leq \frac{\mu}{2}(C_{A_x} + c(r, x)) + \frac{1}{\mu}D_{A_x}.$$

By keeping the arborescence A_x connected through (r, x) , the connection cost is $C_{A_x} + c(r, x)$. In particular, for each terminal $t \in T_{A_x}$, the r - t -path in $A_x + (r, x)$ has a length of at most $C_{A_x} + c(r, x)$. We therefore obtain a total cost of at most

$$(1 + W_{A_x})(C_{A_x} + c(r, x)) \leq \left(1 + \frac{\mu}{2}\right) (C_{A_x} + c(r, x)) + \frac{1}{\mu}D_{A_x}.$$

Case 2.

$$W_{A_x}(C_{A_x} + c(r, x)) > \frac{\mu}{2}(C_{A_x} + c(r, x)) + \frac{1}{\mu}D_{A_x}. \quad (4.4)$$

Therefore we have $W_{A_x} > 0$ and obtain from (4.4) an upper bound on the minimum possible delay cost of A_x

$$D_{A_x} < \left(W_{A_x} - \frac{\mu}{2}\right) \mu(C_{A_x} + c(r, x)). \quad (4.5)$$

We remove the edge (r, x) and connect the arborescence A_x to the root r as in Lemma 2.2 and obtain total cost of at most

$$\begin{aligned}
& \left(1 + \frac{W_{A_x}}{2}\right) C_{A_x} + \left(1 + \frac{1}{W_{A_x}}\right) D_{A_x} \\
&= \left(1 + \frac{W_{A_x}}{2}\right) C_{A_x} + \left(1 + \frac{1}{\mu}\right) D_{A_x} + \underbrace{\frac{\mu - W_{A_x}}{\mu W_{A_x}} D_{A_x}}_{\geq 0} \\
&\stackrel{(4.5)}{\leq} \left(1 + \frac{W_{A_x}}{2}\right) C_{A_x} + \left(1 + \frac{1}{\mu}\right) D_{A_x} + \frac{\mu - W_{A_x}}{\mu W_{A_x}} \left(W_{A_x} - \frac{\mu}{2}\right) \mu (C_{A_x} + c(r, x)) \\
&\leq \left(1 - \frac{W_{A_x}}{2} + \frac{3}{2}\mu - \frac{\mu^2}{2W_{A_x}}\right) (C_{A_x} + c(r, x)) + \left(1 + \frac{1}{\mu}\right) D_{A_x}.
\end{aligned}$$

So we need to bound the supremum of $f: (0, \mu] \rightarrow \mathbb{R}$ defined by

$$f(x) := -\frac{x}{2} + \frac{3}{2}\mu - \frac{\mu^2}{2x}.$$

Notice that f is monotonically increasing

$$f'(x) = -\frac{1}{2} + \frac{\mu^2}{2x^2} \geq -\frac{1}{2} + \frac{1}{2} = 0.$$

Therefore, we obtain $f(x) \leq f(\mu) = -\frac{\mu}{2} + \frac{3}{2}\mu - \frac{\mu}{2} = \frac{\mu}{2}$, proving the claimed bound.

For the running time analysis we use the same technique from the proof of Lemma 4.1 with the advantage that here we only need to determine quantities for the single arborescence A_r . \square

4.3 Further improvements

Using Lemmas 4.1 and 4.2, we can already show a better approximation quality than $1 + \beta$. For now, let us extend the idea of splitting an arborescence along an edge to multiple edges.

In Case 2 of the proof of Lemma 4.1 we have used $W_x \geq W_y$ to prove

$$\frac{W_x}{2} C_{A'-A'_y} + \frac{1}{W_x} D_{A'-A'_y} + \frac{W_y}{2} C_{A'_y} + \frac{1}{W_y} D_{A'_y} \leq \frac{W_x}{2} C_{A'} + \frac{1}{W_y} D_{A'}. \quad (4.6)$$

However, at the end of the proof we found that the cost in Case 2 becomes largest for $W_x = \mu$ and $W_y = \frac{2}{3}\mu$. The inequality (4.6) can only be tight if $C_{A'-A'_y} = C_{A'}$ and $D_{A'-A'_y} = 0$. Thus, the arborescence $A' - A'_y$ would have a high delay weight,

a high connection cost and low minimum possible delay cost. $A' - A'_y$ has the same characteristics that we discussed at the beginning of Section 4.1.

Therefore, the arborescence $A' - A'_y$ should again be split under certain conditions at an edge $(x_1, x_2) \in E(A' - A'_y)$, that attains the balance $\omega_{A' - A'_y}$. This way, we obtain a total of up to three sub-arborescences, which are all connected separately in Step 3 of Algorithm 1. In our analysis of this approach we will use the following four functions.

Definition 4.3. Let $b \geq 0$, $\mu > 0$, and $X^\mu := \{(x, y) \in (0, \mu]^2 : x + y - \mu > 0\}$. We define the functions $\phi_0, \phi_1, \phi_2 : X^\mu \rightarrow \mathbb{R}$ and $\phi_3 : X^\mu \times (0, \mu] \rightarrow \mathbb{R}$ as

$$\begin{aligned}\phi_0(x, y) &:= \frac{\mu - y}{y} \cdot \frac{2xy - b\mu(x + y)}{x + y - \mu} \\ \phi_1(x, y) &:= \frac{y}{2} + \phi_0(x, y) \\ \phi_2(x, y) &:= \frac{3}{8}x + \phi_0(x, y) \\ \phi_3(x, x_2, y) &:= \frac{3}{2}x_2 - \frac{x_2(4x_2 - x)}{2y} + \phi_0(x, y).\end{aligned}$$

In Lemma 4.1, the first part of the cost bound was $(1 + \frac{2}{3}\mu)C_{A'}$. We try to replace the coefficient $\frac{2}{3}$ by a smaller number b . First, we derive some sufficient conditions for b .

Lemma 4.4. Let $b \in \mathbb{R}_{\geq 0}$ be a constant that satisfies for all $\mu > 0$

1. $\phi_1(x, y) \leq b\mu$ for all $(x, y) \in X^\mu$,
2. $\phi_2(x, y) \leq b\mu$ for all $(x, y) \in X^\mu$, and
3. $\phi_3(x, x_2, y) \leq b\mu$ for all $(x, y) \in X^\mu, x_2 \in (0, \mu]$.

Furthermore, let $A' \in \mathcal{A}$ be an arborescence that was cut off in Step 2 of Algorithm 1. Then the corresponding terminals in T' can be connected to the root r in $\mathcal{O}(|E(A')| + |T_{A'}|)$ time with total cost at most

$$(1 + b\mu)C_{A'} + \left(1 + \frac{1}{\mu}\right)D_{A'}.$$

Proof. If the arborescence A' contains only one terminal $t \in T_{A'}$ with positive delay weight, then the terminals $T_{A'}$ can be connected to the root r with a total cost of at most

$$C_{A'} + \left(1 + \frac{1}{W_{A'}}\right)D_{A'} \leq (1 + b\mu)C_{A'} + \left(1 + \frac{1}{\mu}\right)D_{A'}.$$

In the following, we therefore assume that the arborescence A' contains at least two terminals with positive delay weight. We now distinguish the following cases:

Case 1.

$$\frac{2\omega_{A'}}{W_{A'}}C_{A'} + \frac{1}{W_{A'}}D_{A'} \leq b\mu C_{A'} + \frac{1}{\mu}D_{A'}.$$

Then we connect the arborescence A' as in Lemma 2.2 to the root r and obtain a total cost of at most

$$\left(1 + \frac{2\omega_{A'}}{W_{A'}}\right)C_{A'} + \left(1 + \frac{1}{W_{A'}}\right)D_{A'} \leq (1 + b\mu)C_{A'} + \left(1 + \frac{1}{\mu}\right)D_{A'}.$$

Case 2.

$$\left(\frac{2\omega_{A'}}{W_{A'}} - b\mu\right)C_{A'} > \left(\frac{1}{\mu} - \frac{1}{W_{A'}}\right)D_{A'}. \quad (4.7)$$

Since the sub-arborescence A' has been cut off, we have $W_{A'} > \mu$ and we obtain from (4.7) an upper bound on the minimum possible delay cost of A'

$$D_{A'} < \frac{2\omega_{A'} - b\mu W_{A'}}{W_{A'}} \cdot \frac{\mu W_{A'}}{W_{A'} - \mu} C_{A'} = \frac{2\omega_{A'} - b\mu W_{A'}}{W_{A'} - \mu} \mu C_{A'}. \quad (4.8)$$

We split the arborescence A' at an edge $e = (x, y) \in E(A')$ so that the resulting arborescences $A' - A'_y$ and A'_y satisfy the equation $\omega_{A'} = W_{(A'-A'_y)}W_{A'_y}$.

To shorten our notation, we define $A_y := A'_y$ and $A_x := A' - A_y$, to be the two arborescences in $A' - e$ containing y and x (though A_x need not be rooted at x).

Since the orientation of the edge e does not matter for our further considerations, we can assume $W_{A_x} \geq W_{A_y}$ without loss of generality. As discussed in the proof of Lemma 4.1, the following bounds hold:

- $W_{A_x}, W_{A_y} > 0$ due to $|V(A') \cap T| \geq 2$ and the choice of e , and
- $W_{A_x}, W_{A_y} \leq \mu$, since otherwise the arborescences A_x and A_y would have been cut off earlier.

If the arborescence A_x again contains only one terminal with positive delay weight, we connect the arborescences A_x and A_y respectively as in Lemma 2.2 to the root r .

This yields a total cost of at most

$$\begin{aligned}
& \underbrace{C_{A_x} + \left(1 + \frac{1}{W_{A_x}}\right) D_{A_x}}_{\text{cost bound for } A_x} + \underbrace{\left(1 + \frac{W_{A_y}}{2}\right) C_{A_y} + \left(1 + \frac{1}{W_{A_y}}\right) D_{A_y}}_{\text{cost bound for } A_y} \\
& \leq \left(1 + \frac{W_{A_y}}{2}\right) C_{A'} + \left(1 + \frac{1}{W_{A_y}}\right) D_{A'} \\
& = \left(1 + \frac{W_{A_y}}{2}\right) C_{A'} + \left(1 + \frac{1}{\mu}\right) D_{A'} + \underbrace{\frac{\mu - W_{A_y}}{\mu W_{A_y}} D_{A'}}_{\geq 0} \\
& \stackrel{(4.8)}{\leq} \left(1 + \underbrace{\frac{W_{A_y}}{2} + \frac{\mu - W_{A_y}}{W_{A_y}} \cdot \frac{2\omega_{A'} - b\mu W_{A'}}{W_{A'} - \mu}}_{=\phi_1(W_{A_x}, W_{A_y})}\right) C_{A'} + \left(1 + \frac{1}{\mu}\right) D_{A'} \\
& \leq (1 + b\mu) C_{A'} + \left(1 + \frac{1}{\mu}\right) D_{A'}.
\end{aligned}$$

So we assume that the arborescence A_x also contains at least two terminals with positive delay weight. This implies $\omega_{A_x} > 0$. Let $e' = (x_1, x_2) \in E(A_x)$ be an edge that attains the positive balance ω_{A_x} .

Again, for a shorter notation we define $A_{x_2} := (A_x)_{x_2}$ and $A_{x_1} := (A_x - (A_x)_{x_2})$ to be the two arborescences in $A_x - e'$ containing x_2 and x_1 . By the choice of e' , we have $\omega_{A_x} = W_{A_{x_1}} \cdot W_{A_{x_2}}$. As $\omega_{A_x} > 0$, $W_{A_{x_1}}, W_{A_{x_2}} > 0$. Without loss of generality $W_{A_{x_1}} \geq W_{A_{x_2}}$.

In the third of the following cases, we will further split the arborescence A_x into A_{x_1} and A_{x_2} :

Case 2.1.

$$W_{A_{x_1}} \geq 3W_{A_{x_2}}.$$

This implies $W_{A_x} = W_{x_1} + W_{x_2} \geq 4W_{A_{x_2}}$. We obtain a better upper bound for $\frac{2\omega_{A_x}}{W_{A_x}}$

than $\frac{W_{A_x}}{2}$, because

$$\begin{aligned}
\frac{2\omega_{A_x}}{W_{A_x}} &= \frac{2W_{A_{x_1}}W_{A_{x_2}}}{W_{A_x}} \\
&= \frac{W_{A_x}}{2} - \frac{2\left(W_{A_{x_1}} - \frac{W_{A_x}}{2}\right)\left(\frac{W_{A_x}}{2} - W_{A_{x_2}}\right)}{W_{A_x}} \\
&= \frac{W_{A_x}}{2} - \frac{2\left(\frac{W_{A_x}}{2} - W_{A_{x_2}}\right)^2}{W_{A_x}} \\
&\leq \frac{W_{A_x}}{2} - \frac{2\left(\frac{W_{A_x}}{2} - \frac{W_{A_x}}{4}\right)^2}{W_{A_x}} \\
&= \frac{3}{8}W_{A_x}.
\end{aligned}$$

By connecting the arborescences A_x and A_y separately as in Lemma 2.2 to the root r , we obtain a total cost of at most

$$\begin{aligned}
&\underbrace{\left(1 + \frac{2\omega_{A_x}}{W_{A_x}}\right)C_{A_x} + \left(1 + \frac{1}{W_{A_x}}\right)D_{A_x}}_{\text{cost bound for } A_x} + \underbrace{\left(1 + \frac{W_{A_y}}{2}\right)C_{A_y} + \left(1 + \frac{1}{W_{A_y}}\right)D_{A_y}}_{\text{cost bound for } A_y} \\
&\leq \left(1 + \frac{3}{8}W_{A_x}\right)C_{A_x} + \left(1 + \frac{W_{A_y}}{2}\right)C_{A_y} + \left(1 + \frac{1}{W_{A_y}}\right)D_{A_y} \\
&\leq \left(1 + \max\left\{\frac{3}{8}W_{A_x}, \frac{W_{A_y}}{2}\right\}\right)C_{A'} + \left(1 + \frac{1}{\mu}\right)D_{A'} + \underbrace{\frac{\mu - W_{A_y}}{\mu W_{A_y}}D_{A'}}_{\geq 0} \\
&\stackrel{(4.8)}{\leq} \underbrace{\left(1 + \max\left\{\frac{3}{8}W_{A_x}, \frac{W_{A_y}}{2}\right\} + \frac{\mu - W_{A_y}}{W_{A_y}} \cdot \frac{2\omega_{A'} - b\mu W_{A'}}{W_{A'} - \mu}\right)C_{A'}}_{=\max\{\phi_2(W_{A_x}, W_{A_y}), \phi_1(W_{A_x}, W_{A_y})\}} + \left(1 + \frac{1}{\mu}\right)D_{A'} \\
&\leq (1 + b\mu)C_{A'} + \left(1 + \frac{1}{\mu}\right)D_{A'}.
\end{aligned}$$

Case 2.2. $W_{A_{x_1}} < 3W_{A_{x_2}}$ and

$$\left(\frac{2\omega_{A_x}}{W_{A_x}} - \frac{W_{A_{x_1}}}{2}\right)C_{A_x} < \left(\frac{1}{W_{A_{x_2}}} - \frac{1}{W_{A_x}}\right)D_{A_x}. \quad (4.9)$$

Then,

$$\frac{2\omega_{A_x}}{W_{A_x}} - \frac{W_{A_{x_1}}}{2} = \frac{4W_{A_{x_1}}W_{A_{x_2}} - W_{A_{x_1}}(W_{A_{x_1}} + W_{A_{x_2}})}{2W_{A_x}} = \frac{W_{A_{x_1}}(3W_{A_{x_2}} - W_{A_{x_1}})}{2W_{A_x}} > 0.$$

Thus, (4.9) provides an upper bound on the connection cost of A_x

$$C_{A_x} < \frac{W_{A_x} - W_{A_{x_2}}}{W_{A_{x_2}} W_{A_x}} \cdot \frac{2W_{A_x}}{W_{A_{x_1}}(3W_{A_{x_2}} - W_{A_{x_1}})} D_{A_x} = \frac{2}{W_{A_{x_2}}(3W_{A_{x_2}} - W_{A_{x_1}})} D_{A_x}. \quad (4.10)$$

We set $\alpha := \left(\frac{1}{W_{A_y}} - \frac{1}{W_{A_x}}\right) \frac{W_{A_{x_2}}(3W_{A_{x_2}} - W_{A_{x_1}})}{2} \geq 0$ and get

$$\begin{aligned} \frac{2\omega_{A_x}}{W_{A_x}} - \alpha &= \frac{2W_{A_{x_1}}W_{A_{x_2}}}{W_{A_x}} + \left(\frac{1}{W_{A_x}} - \frac{1}{W_{A_y}}\right) \frac{W_{A_{x_2}}(3W_{A_{x_2}} - W_{A_{x_1}})}{2} \\ &= \frac{3W_{A_{x_1}}W_{A_{x_2}} + 3W_{A_{x_2}}^2}{2W_{A_x}} - \frac{W_{A_{x_2}}(4W_{A_{x_2}} - W_{A_x})}{2W_{A_y}} \\ &= \frac{3}{2}W_{A_{x_2}} - \frac{W_{A_{x_2}}(4W_{A_{x_2}} - W_{A_x})}{2W_{A_y}}. \end{aligned} \quad (4.11)$$

Connecting A_x and A_y to the root r separately as in Lemma 2.2, we obtain total costs of at most

$$\begin{aligned} &\underbrace{\left(1 + \frac{2\omega_{A_x}}{W_{A_x}}\right) C_{A_x} + \left(1 + \frac{1}{W_{A_x}}\right) D_{A_x}}_{\text{cost bound for } A_x} + \underbrace{\left(1 + \frac{W_{A_y}}{2}\right) C_{A_y} + \left(1 + \frac{1}{W_{A_y}}\right) D_{A_y}}_{\text{cost bound for } A_y} \\ &\stackrel{(4.10)}{<} \left(1 + \frac{2\omega_{A_x}}{W_{A_x}} - \alpha\right) C_{A_x} + \left(1 + \frac{1}{W_{A_y}}\right) D_{A_x} + \left(1 + \frac{W_{A_y}}{2}\right) C_{A_y} + \left(1 + \frac{1}{W_{A_y}}\right) D_{A_y} \\ &\leq \left(1 + \max\left\{\frac{2\omega_{A_x}}{W_{A_x}} - \alpha, \frac{W_{A_y}}{2}\right\}\right) C_{A'} + \left(1 + \frac{1}{\mu}\right) D_{A'} + \underbrace{\frac{\mu - W_{A_y}}{\mu W_{A_y}}}_{\geq 0} D_{A'} \\ &\stackrel{(4.8)}{\leq} \underbrace{\left(1 + \max\left\{\frac{2\omega_{A_x}}{W_{A_x}} - \alpha, \frac{W_{A_y}}{2}\right\} + \frac{\mu - W_{A_y}}{W_{A_y}} \cdot \frac{2\omega_{A'} - b\mu W_{A'}}{W_{A'} - \mu}\right)}_{\stackrel{(4.10)}{=} \max\{\phi_3(W_{A_x}, W_{A_{x_2}}, W_{A_y}), \phi_1(W_{A_x}, W_{A_y})\}} C_{A'} + \left(1 + \frac{1}{\mu}\right) D_{A'} \\ &\leq (1 + b\mu)C_{A'} + \left(1 + \frac{1}{\mu}\right) D_{A'}. \end{aligned}$$

Case 2.3. $W_{A_{x_1}} < 3W_{A_{x_2}}$ and

$$\left(\frac{2\omega_{A_x}}{W_{A_x}} - \frac{W_{A_{x_1}}}{2}\right) C_{A_x} \geq \left(\frac{1}{W_{A_{x_2}}} - \frac{1}{W_{A_x}}\right) D_{A_x}.$$

This immediately gives us an upper bound on the minimum possible delay cost of A_x

$$D_{A_x} \leq \frac{W_{A_{x_2}}(3W_{A_{x_2}} - W_{A_{x_1}})}{2} C_{A_x}. \quad (4.12)$$

In this case, we split the arborescence A_x along the edge e' and connect the arborescences A_{x_1}, A_{x_2} and A_y separately to the root r as in Lemma 2.2. This leads to a total cost of at most

$$\begin{aligned} & \underbrace{\left(1 + \frac{W_{A_{x_1}}}{2}\right) C_{A_{x_1}} + \left(1 + \frac{1}{W_{A_{x_1}}}\right) D_{A_{x_1}}}_{\text{cost bound for } A_{x_1}} + \underbrace{\left(1 + \frac{W_{A_{x_2}}}{2}\right) C_{A_{x_2}} + \left(1 + \frac{1}{W_{A_{x_2}}}\right) D_{A_{x_2}}}_{\text{cost bound for } A_{x_2}} \\ & + \underbrace{\left(1 + \frac{W_{A_y}}{2}\right) C_{A_y} + \left(1 + \frac{1}{W_{A_y}}\right) D_{A_y}}_{\text{cost bound for } A_y} \\ & \leq \left(1 + \frac{W_{A_{x_1}}}{2}\right) C_{A_x} + \left(1 + \frac{1}{W_{A_{x_2}}}\right) D_{A_x} + \left(1 + \frac{W_{A_y}}{2}\right) C_{A_y} + \left(1 + \frac{1}{W_{A_y}}\right) D_{A_y} \\ & =: \Phi. \end{aligned}$$

From $W_{A_{x_1}} < 3W_{A_{x_2}}$, we get

$$W_{A_{x_1}} = \frac{3}{4}W_{A_{x_1}} + \frac{1}{4}W_{A_{x_1}} < \frac{3}{4}W_{A_x}. \quad (4.13)$$

If we additionally assume that $W_{A_{x_2}} \geq W_{A_y}$, we get

$$\begin{aligned} \Phi & \stackrel{(4.13)}{\leq} \left(1 + \frac{3}{8}W_{A_x}\right) C_{A_x} + \left(1 + \frac{1}{W_{A_y}}\right) D_{A_x} + \left(1 + \frac{W_{A_y}}{2}\right) C_{A_y} + \left(1 + \frac{1}{W_{A_y}}\right) D_{A_y} \\ & \leq \left(1 + \max\left\{\frac{3}{8}W_{A_x}, \frac{W_{A_y}}{2}\right\}\right) C_{A'} + \left(1 + \frac{1}{\mu}\right) D_{A'} + \underbrace{\frac{\mu - W_{A_y}}{\mu W_{A_y}} D_{A'}}_{\geq 0} \\ & \stackrel{(4.8)}{\leq} \underbrace{\left(1 + \max\left\{\frac{3}{8}W_{A_x}, \frac{W_{A_y}}{2}\right\} + \frac{\mu - W_{A_y}}{W_{A_y}} \cdot \frac{2\omega_{A'} - b\mu W_{A'}}{W_{A'} - \mu}\right) C_{A'}}_{=\max\{\phi_2(W_{A_x}, W_{A_y}), \phi_1(W_{A_x}, W_{A_y})\}} + \left(1 + \frac{1}{\mu}\right) D_{A'} \\ & \leq (1 + b\mu)C_{A'} + \left(1 + \frac{1}{\mu}\right) D_{A'}. \end{aligned}$$

Otherwise, if $W_{A_{x_2}} < W_{A_y}$, we set $\alpha' := \left(\frac{1}{W_{A_{x_2}}} - \frac{1}{W_{A_y}}\right) \frac{W_{A_{x_2}}(3W_{A_{x_2}} - W_{A_{x_1}})}{2} \geq 0$. This gives us

$$\frac{W_{A_{x_1}}}{2} + \alpha' = \frac{3}{2}W_{A_{x_2}} - \frac{W_{A_{x_2}}(3W_{A_{x_2}} - W_{A_{x_1}})}{2W_{A_y}}. \quad (4.14)$$

and

$$\begin{aligned}
\Phi &\stackrel{(4.12)}{\leq} \left(1 + \frac{W_{A_{x_1}}}{2} + \alpha'\right) C_{A_x} + \left(1 + \frac{W_{A_y}}{2}\right) C_{A_y} + \left(1 + \frac{1}{W_{A_y}}\right) D_{A'} \\
&\leq \left(1 + \max\left\{\frac{W_{A_{x_1}}}{2} + \alpha', \frac{W_{A_y}}{2}\right\}\right) C_{A'} + \left(1 + \frac{1}{\mu}\right) D_{A'} + \underbrace{\frac{\mu - W_{A_y}}{\mu W_{A_y}}}_{\geq 0} D_{A'} \\
&\stackrel{(4.8)}{\leq} \underbrace{\left(1 + \max\left\{\frac{W_{A_{x_1}}}{2} + \alpha', \frac{W_{A_y}}{2}\right\} + \frac{\mu - W_{A_y}}{W_{A_y}} \cdot \frac{2\omega_{A'} - b\mu W_{A'}}{W_{A'} - \mu}\right)}_{\stackrel{(4.14)}{=} \max\{\phi_3(W_{A_x}, W_{A_{x_2}}, W_{A_y}), \phi_1(W_{A_x}, W_{A_y})\}} C_{A'} + \left(1 + \frac{1}{\mu}\right) D_{A'} \\
&\leq (1 + b\mu) C_{A'} + \left(1 + \frac{1}{\mu}\right) D_{A'}.
\end{aligned}$$

This concludes the proof, since in each case we satisfy the claimed cost bound.

The running time analysis is almost identical to Lemma 4.1: We just compute the quantities delay weight, connection cost, minimum possible delay cost, and balance for up to two more sub-arborescences of A' . \square

The question is, how small we can choose the parameter b . We need $b < \frac{2}{3}$ to obtain an improvement over Lemma 4.1.

Lemma 4.5. *The functions ϕ_1 , ϕ_2 and ϕ_3 satisfy the following properties*

1. $\phi_1(x, y) \leq b\mu$ for all $\mu \in \mathbb{R}_{>0}$ and $(x, y) \in X^\mu \iff b \geq \frac{16}{27}$.
2. $\phi_2(x, y) \leq b\mu$ for all $\mu \in \mathbb{R}_{>0}$ and $(x, y) \in X^\mu \iff b \geq \frac{8}{13}$.
3. $\phi_3(x, x_2, y) \leq b\mu$ for all $\mu \in \mathbb{R}_{>0}$ and $(x, y, x_2) \in X^\mu \times (0, \mu] \iff b \geq \frac{1609\sqrt{1609-42427}}{34992}$.

Proof. For each of the functions, we first proof the statement under the premise $b \geq \frac{1}{2}$ and then give a counter example for $b < \frac{1}{2}$.

If $b \geq \frac{1}{2}$, ϕ_0 is monotonically non-decreasing in the first parameter, as

$$\begin{aligned}
\frac{\partial \phi_0}{\partial x}(x, y) &= \frac{\mu - y}{y} \cdot \frac{(2y - b\mu)(x + y - \mu) - (2xy - b\mu(x + y)) \cdot 1}{(x + y - \mu)^2} \\
&= \frac{\mu - y}{y} \cdot \frac{2y^2 - 2\mu y + b\mu^2}{(x + y - \mu)^2} \\
&= \frac{\mu - y}{y} \cdot \frac{\left(\sqrt{2}y - \frac{1}{\sqrt{2}}\mu\right)^2 + \left(b - \frac{1}{2}\right)\mu^2}{(x + y - \mu)^2} \\
&\geq 0.
\end{aligned}$$

This property transfers directly to the functions ϕ_1, ϕ_2 and ϕ_3 . We now look at the individual functions:

1. For ϕ_1 we obtain by using the monotonicity property under the assumption $b \geq \frac{1}{2}$

$$\begin{aligned}
\phi_1(x, y) &\leq \phi_1(\mu, y) \\
&= \frac{y}{2} + \left(\frac{\mu}{y} - 1\right) \left((2-b)\mu - \frac{b\mu^2}{y}\right) \\
&= \frac{y}{2} + (b-2)\mu + \frac{2\mu^2}{y} - \frac{b\mu^3}{y^2} \\
&= \frac{1}{2y^2} \left(y^3 - 4\mu y^2 + 4\mu^2 y - \frac{32}{27}\mu^3\right) + \left(\frac{16}{27} - b\right) \frac{\mu^3}{y^2} + b\mu \\
&= \frac{1}{2y^2} \left(y^2 - \frac{4}{3}\mu y + \frac{4}{9}\mu^2\right) \left(y - \frac{8}{3}\mu\right) + \left(\frac{16}{27} - b\right) \frac{\mu^3}{y^2} + b\mu \\
&= \frac{1}{2y^2} \underbrace{\left(y - \frac{2}{3}\mu\right)^2}_{\geq 0} \underbrace{\left(y - \frac{8}{3}\mu\right)}_{\leq 0} + \left(\frac{16}{27} - b\right) \frac{\mu^3}{y^2} + b\mu.
\end{aligned}$$

Since we can choose $y = \frac{2}{3}\mu$, the first statement becomes evident.

From the last line in the equation, we also see that for $b < \frac{1}{2}$, $\phi_1(\mu, \frac{2}{3}\mu) > b\mu$.

2. For ϕ_2 we obtain by using the monotonicity property under the assumption $b \geq \frac{1}{2}$

$$\begin{aligned}
\phi_2(x, y) &\leq \phi_2(\mu, y) \\
&= \frac{3}{8}\mu + (b-2)\mu + \frac{2\mu^2}{y} - \frac{b\mu^3}{y^2} \\
&= -\frac{13}{8}\mu + \frac{2\mu^2}{y} - \frac{8}{13}\frac{\mu^3}{y^2} + \left(\frac{8}{13} - b\right) \frac{\mu^3}{y^2} + b\mu \\
&= -\frac{13\mu}{8y^2} \left(y^2 - \frac{16}{13}\mu y + \frac{64}{169}\mu^2\right) + \left(\frac{8}{13} - b\right) \frac{\mu^3}{y^2} + b\mu \\
&= -\frac{13\mu}{8y^2} \underbrace{\left(y - \frac{8}{13}\mu\right)^2}_{\geq 0} + \left(\frac{8}{13} - b\right) \frac{\mu^3}{y^2} + b\mu.
\end{aligned}$$

Since we can choose $y = \frac{8}{13}\mu$, the second statement becomes evident. From the last line in the equation, we also see that for $b < \frac{1}{2}$, $\phi_2(\mu, \frac{8}{13}\mu) > b\mu$.

3. For ϕ_3 we also use the monotonicity property $\phi_3(x, x_2, y) \leq \phi_3(\mu, x_2, y) =: \psi(x_2, y)$ for $b \geq \frac{1}{2}$. Thus,

$$\begin{aligned}\psi(x_2, y) &= \frac{3}{2}x_2 - \frac{4x_2^2 - \mu x_2}{2y} + (b-2)\mu + \frac{2\mu^2}{y} - \frac{b\mu^3}{y^2} \\ &= -\frac{2}{y}x_2^2 + \left(\frac{3}{2} + \frac{\mu}{2y}\right)x_2 + (b-2)\mu + \frac{2\mu^2}{y} - \frac{b\mu^3}{y^2}.\end{aligned}$$

For any fixed y , $\psi(\cdot, y)$ is a quadratic function with negative leading coefficient. The first order condition is

$$\frac{\partial \psi}{\partial x_2}(x_2, y) = -\frac{4}{y}x_2 + \frac{3}{2} + \frac{\mu}{2y} \stackrel{!}{=} 0 \iff x_2 = \frac{3}{8}y + \frac{1}{8}\mu$$

Therefore, $x_2 = \frac{3}{8}y + \frac{1}{8}\mu$ is a global maximum. Furthermore, because $y \in (0, \mu]$ we also have $x_2 \in (0, \mu]$. To simplify the following calculation a bit, we set the following auxiliary quantity

$$\alpha := \left(\frac{1609\sqrt{1609} - 42427}{34992} - b \right) \frac{\mu^3}{y^2} + b\mu.$$

Now, we get

$$\begin{aligned}\psi(x_2, y) &\leq \psi\left(\frac{3}{8}y + \frac{1}{8}\mu, y\right) \\ &= -\frac{2}{y}\left(\frac{3}{8}y + \frac{1}{8}\mu\right)^2 + \left(\frac{3}{2} + \frac{\mu}{2y}\right)\left(\frac{3}{8}y + \frac{1}{8}\mu\right) + (b-2)\mu + \frac{2\mu^2}{y} - \frac{b\mu^3}{y^2} \\ &= -\frac{1}{32y}(9y^2 + 6\mu y + \mu^2) + \left(\frac{9}{16}y + \frac{3}{8}\mu + \frac{\mu^2}{16y}\right) + (b-2)\mu + \frac{2\mu^2}{y} - \frac{b\mu^3}{y^2} \\ &= \frac{9}{32}y - \frac{29}{16}\mu + \frac{65\mu^2}{32y} - \frac{1609\sqrt{1609} - 42427}{34992} \frac{\mu^3}{y^2} + \alpha \\ &= \frac{9}{32y^2} \left(y^3 - \frac{58}{9}\mu y^2 + \frac{65}{9}\mu^2 y - \frac{3218\sqrt{1609} - 84854}{19683}\mu^3 \right) + \alpha \\ &= \frac{9}{32y^2} \left(y^2 - \frac{116 - 2\sqrt{1609}}{27}\mu y + \frac{4973 - 116\sqrt{1609}}{729}\mu^2 \right) \\ &\quad \cdot \left(y - \frac{58 + 2\sqrt{1609}}{27}\mu \right) + \alpha \\ &= \frac{9}{32y^2} \underbrace{\left(y - \frac{58 - \sqrt{1609}}{27}\mu \right)^2}_{\geq 0} \underbrace{\left(y - \frac{58 + 2\sqrt{1609}}{27}\mu \right)}_{\leq 0} + \alpha.\end{aligned}$$

Since we can choose $y = \frac{58 - \sqrt{1609}}{27}\mu \approx 0.7\mu$, the 3rd statement becomes evident for $b \geq \frac{1}{2}$.

If $b < \frac{1}{2}$, $\phi_3(\mu, \frac{\mu}{4}, \frac{\mu}{2}) = (\frac{19}{8} - 3b)\mu > (\frac{19}{8} - \frac{3}{2})\mu > \frac{1}{2}\mu > b\mu$.

□

We now obtain immediately the following improvement of Lemma 4.1:

Corollary 4.6. *Let $T' \in \mathcal{T}$ and let A' be the sub-arborescence stored with T' . Then the terminals from T' can be connected to the root r in $\mathcal{O}(|E(A')| + |T_{A'}|)$ time with total cost at most*

$$\left(1 + \frac{1609\sqrt{1609} - 42427}{34992}\mu\right) C_{A'} + \left(1 + \frac{1}{\mu}\right) D_{A'}.$$

4.4 The main result

Theorem 4.7. *Given an instance (M, c, r, T, p, w) of the UNIFORM COST-DISTANCE STEINER TREE PROBLEM, we can compute in $\mathcal{O}(\Lambda + |T|)$ time a Steiner tree with objective value at most*

$$\left(1 + \frac{1609\sqrt{1609} - 42427}{34992}\mu\right) C + \left(1 + \frac{1}{\mu}\right) D, \quad (4.15)$$

where C is the cost of a β -approximate minimum-length Steiner tree and $D = D_T$. Here is Λ the running time for computing a β -approximate minimum Steiner tree for $T \cup \{r\}$.

Proof. We run Algorithm 1 with two modifications:

1. The arborescence A_r containing the root r after Step 2 may be re-connected to the root r according to the proof of Lemma 4.2.
2. The arborescences in \mathcal{A} that were cut off in Step 2 are re-connected to the root r as in Corollary 4.6.

Observe that the bound in Lemma 4.2 is dominated by the bound in Corollary 4.6, as $\frac{1609\sqrt{1609} - 42427}{34992} > \frac{1}{2}$. Finally, the total cost of the computed solution is upper bounded by the sum of the cost bounds for these r -arborescences, which is (4.15).

For the running time analysis, we consider the individual steps of the algorithm:

In Step 1, a β -approximate minimum Steiner tree for $T \cup \{r\}$ is computed in time $\mathcal{O}(\Lambda)$ and transformed into the arborescence A_0 in linear time.

As in [12] we compute an initial branching in $\mathcal{O}(|E(A_0)|) \leq \mathcal{O}(|T|)$ in Step 2. Using Corollary 4.6 and Lemma 4.2 we improve the initial branching and connect the resulting sub-arborescences to the root with a total running time of $\mathcal{O}(|E(A_0)| + |T|) \leq \mathcal{O}(|T|)$. \square

Finally, we choose the threshold μ based on the quantities C and D . Here, we consider a more general formulation that links potential further improvement of Theorem 4.7 to a further improvement of the approximation ratio.

Theorem 4.8. *Let $b \in \mathbb{R}$ be a constant and \mathbf{A} be a polynomial algorithm for the following input*

- *an instance (M, c, r, T, p, w) of the UNIFORM COST-DISTANCE STEINER TREE PROBLEM,*
- *a β -approximate minimum Steiner tree for $T \cup \{r\}$ with cost C , and*
- *a threshold $\mu > 0$.*

Let \mathbf{A} compute a solution to the UNIFORM COST-DISTANCE STEINERBAUM PROBLEM with total cost of at most

$$(1 + b\mu)C + \left(1 + \frac{1}{\mu}\right) D,$$

where $D = D_T = \sum_{t \in T} w(t)c(r, t)$.

Then, algorithm \mathbf{A} can be modified (in particular by the choice of μ) to solve the UNIFORM COST-DISTANCE STEINER TREE PROBLEM in polynomial time with an approximation factor of

$$\beta + \frac{2b\beta}{\sqrt{4b\beta + (\beta - 1)^2} + \beta - 1}.$$

Proof. We make the following changes to the algorithm \mathbf{A} : If $C = 0$, each r - t -path, $t \in T$, has length 0 in the initial Steiner tree. So this is already an optimal solution and we do not run the algorithm any further.

Else if $D = 0$, we have $w(t) = 0$ or $c(r, t) = 0$ for each terminal $t \in T$. For each terminal $t \in T$ with $c(r, t) = 0$ we add a shortest r - t -path to the initial computed Steiner arborescence. We then determine a shortest-path arborescence rooted at r in the resulting graph. We obtain a new β -approximate minimal Steiner tree with delay cost 0. In particular, we have found a β -approximate minimum cost-distance Steiner tree.

Otherwise, set $\mu := \sqrt{\frac{D}{bC}}$ and run algorithm \mathbf{A} . Then we obtain a solution with total cost at most

$$C + D + 2\sqrt{bCD} \leq \beta C_{SMT} + D + 2\sqrt{b\beta C_{SMT}D},$$

where C_{SMT} is the length of a minimum Steiner tree for $T \cup \{r\}$. $C_{SMT} + D$ is a trivial lower bound on the total cost of any solution. Therefore, the approximation factor is at most the maximum of the function $f: \mathbb{R}_{>0}^2 \rightarrow \mathbb{R}$ given by

$$f(x, y) := \frac{\beta x + y + 2\sqrt{b\beta xy}}{x + y} = \beta + \frac{(1 - \beta)y + 2\sqrt{b\beta xy}}{x + y}.$$

To determine the maximum of f , we first set

$$a := \frac{2b\beta}{\sqrt{4b\beta + (\beta - 1)^2} + \beta - 1}$$

and get

$$\begin{aligned} \frac{b\beta}{a} + 1 - \beta - a &= \frac{1}{2}\sqrt{4b\beta + (\beta - 1)^2} - \frac{1}{2}(\beta - 1) - \frac{2b\beta}{\sqrt{4b\beta + (\beta - 1)^2} + \beta - 1} \\ &= \frac{(\sqrt{4b\beta + (\beta - 1)^2} - (\beta - 1))(\sqrt{4b\beta + (\beta - 1)^2} + (\beta - 1)) - 4b\beta}{2(\sqrt{4b\beta + (\beta - 1)^2} + \beta - 1)} \\ &= 0. \end{aligned}$$

Therefore,

$$\begin{aligned} f(x, y) &= \beta + \frac{(1 - \beta)y + 2\sqrt{b\beta xy}}{x + y} - \frac{\left(\frac{b\beta}{a} + 1 - \beta - a\right)y}{x + y} \\ &= \beta + \frac{2\sqrt{b\beta xy}}{x + y} - \frac{\left(\frac{b\beta}{a} - a\right)y}{x + y} \\ &= \beta + a - \frac{ax}{x + y} + \frac{2\sqrt{b\beta xy}}{x + y} - \frac{\frac{b\beta}{a}y}{x + y} \\ &= \beta + a - \frac{a}{x + y} \left(\sqrt{x} - \frac{\sqrt{b\beta}}{a} \sqrt{y} \right)^2. \end{aligned}$$

As $a \geq 0$, we obtain

$$f(x, y) \leq \beta + a = \beta + \frac{2b\beta}{\sqrt{4b\beta + (\beta - 1)^2} + \beta - 1},$$

proving the claimed approximation ratio. \square

Applying Theorem 4.8 with $b = \frac{2}{3}$, which is implied by Lemma 4.1 and Lemma 4.2, and the best known choice of $b = \frac{1609\sqrt{1609-42427}}{34992}$ in Theorem 4.7, we obtain the approximation factors shown in Table 1 (rounded to five decimal digits) for some interesting values of β :

Table 1: Comparison of approximation factors for the UNIFORM COST-DISTANCE STEINER TREE PROBLEM with different approximation factors β for the minimum-length Steiner tree problem.

Parameter β	1	$\ln(4) + \epsilon$	$\frac{3}{2}$	2
Algorithm 1 [12]	2.00000	2.38630	2.50000	3.00000
Theorem 4.8 with $b = \frac{2}{3}$	1.81650	2.17371	2.28078	2.75831
Theorem 4.8 with best b	1.79497	2.14887	2.25522	2.73042

5 Conclusion

By inspecting worst-case instances for the approximation algorithm of [12], we could improve that algorithm and the approximation factor for the UNIFORM COST-DISTANCE STEINER TREE PROBLEM.

This was achieved by sub-dividing arborescences that were cut off even further into up to 3 components. A further improvement can be expected by sub-dividing into more components. But the analysis would probably become quite exhaustive.

Our algorithm is extremely fast. After computing an approximate minimum-length Steiner tree, the remaining steps run in linear time, which previously took a quadratic running time.

References

- [1] Sanjeev Arora. “Polynomial time approximation schemes for Euclidean traveling salesman and other geometric problems.” In: *Journal of the ACM* 45.5 (1998), pp. 753–782.
- [2] Jarosław Byrka et al. “Steiner tree approximation via iterative randomized rounding”. In: *Journal of the ACM* 60.1 (2013), article 6.
- [3] Chandra Chekuri, Sanjeev Khanna, and Joseph Naor. “A deterministic algorithm for the cost-distance problem”. In: *Proc. ACM-SIAM symposium on Discrete Algorithms (SODA '01), 2001*. 2001, pp. 232–233.
- [4] Julia Chuzhoy et al. “On the approximability of some network design problems”. In: *ACM Transactions on Algorithms* 4.2 (2008), p. 17.
- [5] Siad Daboul et al. “Global interconnect optimization”. In: *2019 IEEE/ACM International Conference on Computer-Aided Design (ICCAD)*. IEEE. 2019, pp. 1–8.
- [6] Fabrizio Grandoni and Thomas Rothvoß. “Network design via core detouring for problems without a core”. In: *International Colloquium on Automata, Languages, and Programming*. Springer. 2010, pp. 490–502.

- [7] Sudipto Guha, Adam Meyerson, and Kamesh Munagala. “A constant factor approximation for the single sink edge installation problem”. In: *SIAM Journal on Computing* 38.6 (2009), pp. 2426–2442.
- [8] Longkun Guo, Nianchen Zou, and Yidong Li. “Approximating the shallow-light Steiner tree problem when cost and delay are linearly dependent”. In: *Proc. International Symposium on Parallel Architectures, Algorithms and Programming*. 2014, pp. 99–103.
- [9] Stephan Held and Daniel Rotter. “Shallow-light Steiner arborescences with vertex delays”. In: *Proc. International Conference on Integer Programming and Combinatorial Optimization (IPCO ’13)*. 2013, pp. 229–241.
- [10] Stephan Held et al. “Global Routing With Timing Constraints”. In: *IEEE Transactions on Computer-Aided Design of Integrated Circuits and Systems* 37.2 (2018), pp. 406–419.
- [11] Raja Jothi and Balaji Raghavachari. “Improved approximation algorithms for the single-sink buy-at-bulk network design problems”. In: *Journal of Discrete Algorithms* 7.2 (2009), pp. 249–255.
- [12] Ardalan Khazraei and Stephan Held. “An improved approximation algorithm for the uniform cost-distance Steiner tree problem”. In: *Proc. Workshop on Approximation and Online Algorithms (WAOA 2020)*. 2021, pp. 189–203.
- [13] Samir Khuller, Balaji Raghavachari, and Neal Young. “Balancing minimum spanning trees and shortest-path trees”. In: *Algorithmica* 14.4 (1995), pp. 305–321.
- [14] Adam Meyerson, Kamesh Munagala, and Serge Plotkin. “Cost-distance: Two metric network design”. In: *SIAM Journal on Computing* 38.4 (2008), pp. 1648–1659.
- [15] Daniel Rotter. “Timing-constrained global routing with buffered Steiner trees”. PhD thesis. Universitäts- und Landesbibliothek Bonn, 2017.
- [16] Niklas Schlomberg and Josefine Foos. Personal communication. 2022.
- [17] Kunal Talwar. “The single-sink buy-at-bulk LP has constant integrality gap”. In: *International Conference on Integer Programming and Combinatorial Optimization*. Springer. 2002, pp. 475–486.
- [18] Vera Traub and Rico Zenklusen. “Local search for weighted tree augmentation and Steiner tree”. In: *Proc. ACM-SIAM Symposium on Discrete Algorithms (SODA ’22)*. 2022, pp. 3253–3272.

A A tight example for Theorem 1.1 in the Manhattan plane

Alternative proof of Theorem 3.1. We create an instance class in the Manhattan plane $(M, c) = (\mathbb{R}^2, \ell_1)$.

Let $k \in \mathbb{N}_{>0}$. We set $\epsilon' := \frac{1}{k}$ and consider the following instance in (\mathbb{R}^2, ℓ_1) :

- The root r lies at the point $p(r) = (0, 0) \in \mathbb{R}^2$.
- T contains $4k + 7$ terminals. $4k - 1$ terminals v_i ($i = \{1, \dots, 4k - 1\}$) placed at

$$p(v_i) = \begin{cases} (i, 0) & \text{if } i \in \{1, \dots, k\}, \\ (k, i - k) & \text{if } i \in \{k + 1, \dots, 2k\}, \\ (3k - i, k) & \text{if } i \in \{2k + 1, \dots, 3k\}, \\ (0, 4k - i) & \text{if } i \in \{3k + 1, \dots, 4k - 1\}, \end{cases}$$

and 8 terminals w_1, \dots, w_k , placed at

$$p(w_i) = \begin{cases} (k - 1, -i\epsilon') & \text{if } i \in \{1, 2\}, \\ (k, -i\epsilon') & \text{if } i \in \{3, 4\}, \\ (-(i - 4)\epsilon', k - 1) & \text{if } i \in \{5, 6\}, \\ (-(i - 4)\epsilon', k) & \text{if } i \in \{7, 8\}. \end{cases}$$

- The terminals have the following delay weights:

$$w(t) = \begin{cases} 1 & \text{if } t = v_1 \text{ or } t = v_{4k-1}, \\ 0 & \text{if } t \in \{v_2, v_3, \dots, v_{4k-2}\}, \\ \frac{1}{2} + \frac{1}{k} & \text{if } t \in \{w_1, w_2, \dots, w_k\}. \end{cases}$$

- The distances are given by the Manhattan metric ℓ_1 .

Figure 10 shows an optimal Steiner tree for this instance if $k \geq 2$. It also minimizes the path length from the root r to each terminal, so it is an optimal cost-distance Steiner tree. Using

$$C_{SMT} = 4k - 1 + 12\epsilon' = 4k - 1 + \frac{12}{k}$$

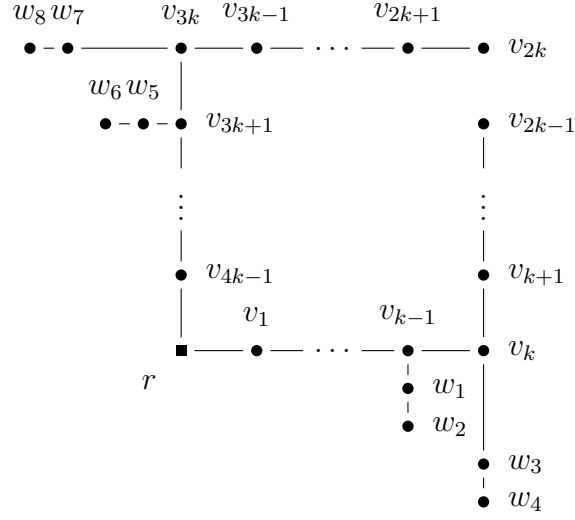


Figure 10: An optimal cost-distance Steiner tree

and

$$\begin{aligned}
D_{SP} &= 2 + 2 \left(\frac{1}{2} + \frac{1}{k} \right) (2(k-1) + 3\epsilon' + 2k + 7\epsilon') \\
&= 2 + \left(1 + \frac{2}{k} \right) \left(4k - 2 + \frac{10}{k} \right) \\
&= 4k + 8 + \frac{6}{k} + \frac{20}{k^2}
\end{aligned}$$

its total costs is therefore

$$C_{SMT} + D_{SP} = 8k + 7 + \frac{18}{k} + \frac{20}{k^2}. \quad (\text{A.1})$$

So Algorithm 1 with the minor improvements from Section 3 chooses the threshold μ as

$$\mu = \sqrt{\frac{D_{SP}}{C_{SMT}}} = \sqrt{\frac{4k + 8 + \frac{6}{k} + \frac{20}{k^2}}{4k - 1 + \frac{12}{k}}}.$$

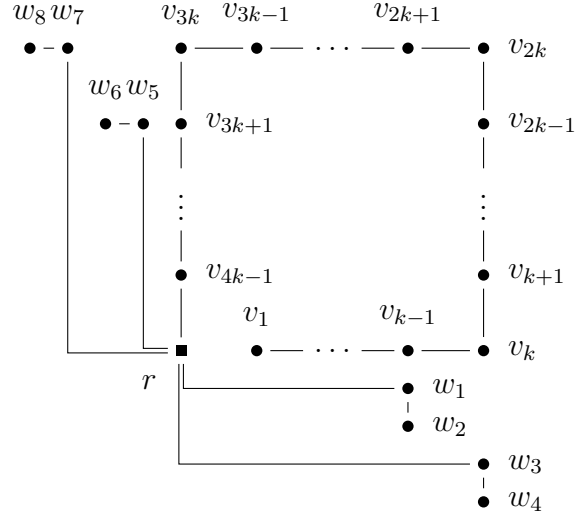


Figure 11: A computed cost-distance Steiner tree

In particular, for $k \geq 2$ we see that $\mu \geq 1 \geq \frac{1}{2} + \frac{1}{k}$ holds. As an upper bound we get

$$\begin{aligned}
\mu &= \sqrt{1 + \frac{9 - \frac{6}{k} + \frac{20}{k^2}}{4k - 1 + \frac{12}{k}}} \\
&< \sqrt{1 + \frac{16 - \frac{4}{k} + \frac{48}{k^2}}{4k - 1 + \frac{12}{k}}} \\
&= \sqrt{1 + \frac{4}{k}} \\
&< \sqrt{\left(1 + \frac{2}{k}\right)^2} \\
&= 2 \left(\frac{1}{2} + \frac{1}{k}\right).
\end{aligned}$$

So if we remove the edge $\{r, v_1\}$ in Figure 10 and add the edge $\{v_{2k-1}, v_{2k}\}$ instead, it is still an optimal Steiner tree. If this is computed in Step 1 of the Algorithm 1, the cost-distance Steiner tree in Figure 11 can be computed with the above μ :

This solution has a total cost of

$$\begin{aligned}
&(4k - 1 + 4k - 2 + 12\epsilon') + \underbrace{\left(4k + 2 \left(\frac{1}{2} + \frac{1}{k}\right) (2(k - 1) + 3\epsilon' + 2k + 7\epsilon')\right)}_{=4k+6+\frac{6}{k}+\frac{20}{k^2}} \\
&= 16k + 3 + \frac{18}{k} + \frac{20}{k^2}.
\end{aligned}$$

It exceeds the value (A.1) of the optimum solution asymptotically by a factor of 2 for increasing k . □