

A WEAK MLMC SCHEME FOR LÉVY-COPULA-DRIVEN SDES WITH APPLICATIONS TO THE PRICING OF CREDIT, EQUITY AND INTEREST RATE DERIVATIVES

ALEKSANDAR MIJATOVIĆ AND ROMAIN PALFRAY

ABSTRACT. This paper develops a novel weak multilevel Monte-Carlo (MLMC) approximation scheme for Lévy-driven Stochastic Differential Equations (SDEs). The scheme is based on the state space discretization (via a continuous-time Markov chain approximation [Mijatović, Vidmar, and Jacka \(2012\)](#)) of the pure-jump component of the driving Lévy process and is particularly suited if the multidimensional driver is given by a Lévy copula. The multilevel version of the algorithm requires a new coupling of the approximate Lévy drivers in the consecutive levels of the scheme, which is defined via a coupling of the corresponding Poisson point processes. The multilevel scheme is weak in the sense that the bound on the level variances is based on the coupling alone without requiring strong convergence. Moreover, the coupling is natural for the proposed discretization of jumps and is easy to simulate. The approximation scheme and its multilevel analogous are applied to examples taken from mathematical finance, including the pricing of credit, equity and interest rate derivatives.

1. INTRODUCTION

1.1. The problem. Lévy processes have applications in different areas: quantum physics, financial mathematics, biology, actuarial science, etc (see [Applebaum \(2004\)](#) for some examples). In mathematical finance, they have been widely used to capture desirable characteristics of stock returns (namely fat-tailed and skewed distributions) and to model credit events and insurance risks. Merton was the first to propose a jump-diffusion model to price financial derivatives in the seminal paper [Merton \(1976\)](#) for stock returns. Numerous other models were subsequently proposed (for example [Bates \(1996\)](#), [Madan, Carr, and Chang \(1999\)](#), [Carr et al. \(2002\)](#), [Cai and Kou \(2011\)](#), [Barndorff-Nielsen \(2007\)](#), [Eberlein and Prause \(1999\)](#) and [Schoutens \(2019\)](#)), extending the scope to other types of Lévy processes and financial underlyings. The use of closed-form formulas for vanilla financial instruments is key to a fast and efficient calibration of the pricing model to market prices. Numerical methods such as the Laplace [Raible \(2000\)](#) and Fourier [Carr and Madan \(1999\)](#) transforms or the COS method [Fang and Oosterlee \(2008\)](#) can be successfully applied for some vanilla payoffs, but the pricing of exotic products generally requires a more generic methodology such as Monte-Carlo methods. These problems are even more pronounced when dealing with general Lévy-driven SDEs; therefore, it is crucial to be able to compute an expectation of the type $\mathbb{E}[f(Y)]$ with Monte-Carlo methods, where Y is defined by a Lévy-driven SDE and f is a payoff functional (with the notation $f(Y) = f(Y_t, t \in [0, T])$ where $T > 0$ is a time horizon).

This paper starts with the study of the Monte-Carlo approximation problem for the expectation $\mathbb{E}[f(Y)]$ where f is a Lipschitz path functional of a Lévy process Y in \mathbb{R}^d . The proposed scheme turns out to be directly applicable to Lévy-driven SDEs: when Y solves a Lévy-driven SDE, this problem has received much attention over the past two decades, see e.g. the review article [Kohatsu-Higa and Ngo \(2013\)](#) and the references therein. In broad terms, the studies analyze either the Euler scheme approximation to the solution of the SDE [Jacod \(2004\)](#); [Protter and Talay \(1997\)](#) where it is assumed that the increments of the driving Lévy process can be simulated directly, or the so-called approximate or weak Euler scheme, where the increments are approximated by IID random vectors that can in principle be simulated [Dereich \(2011\)](#); [Dereich and Heidenreich \(2011\)](#); [Jacod et al. \(2005\)](#); [Rubenthaler \(2002\)](#).

The main difficulty one faces when approximating increments of a Lévy process lies in the simulation of the increments of the pure-jump component of the process. In the case of interest, when the jumps of the Lévy process are of infinite activity (cf. [Jacod and Shiryaev \(2013\)](#)), two issues arise in this context: for a small $h > 0$, the simulation of (i) the jumps smaller than h and (ii) jumps greater than h . Since the number of jumps is infinite in any compact time interval, it has been suggested to simulate all jump times for jump sizes greater than h and use a Gaussian approximation, first proposed in [Asmussen and Rosiński \(2001\)](#), to mimic the jumps of size less than h by a Brownian motion (see [Dereich \(2011\)](#); [Fournier \(2012\)](#); [Jacod et al. \(2005\)](#)). This approach to issue (i) has been

2000 *Mathematics Subject Classification.* 60G51.

Key words and phrases. Lévy-driven Stochastic Differential Equations (SDEs), Lévy copula, continuous-time Markov chains, coupling of Markov chains, pricing of derivatives.

We thank Krzysztof Łatuszyński for his useful suggestions with regards to the binary search tree algorithm and Peter Tankov for sharing his code of the series representation algorithm with us.

generally accepted in the literature: for example, all the weak Euler schemes described in [Kohatsu-Higa and Ngo \(2013\)](#) use it.

As far as (ii) is concerned, it is usually assumed that the jumps larger than h can be simulated in constant time (see the first assumption for the cost of the algorithm in [Dereich \(2011\)](#); [Dereich and Heidenreich \(2011\)](#)). Put differently, this means that random variates with distribution F_h ,

$$F_h \propto 1_{\mathbb{R}^d \setminus [-h, h]^d} \lambda \quad (1.1)$$

proportional to the restriction of the Lévy measure λ of the driving Lévy process to the complement of a small neighborhood $[-h, h]^d$ of the origin in \mathbb{R}^d , can be simulated in constant time. However, the simulation from the distribution F_h can be quite challenging, particularly in dimensions greater than one. To see this, let us look at some examples.

Consider first the case of a one-dimensional tempered Lévy process, one of the simplest and most widely used infinite activity pure-jump Lévy processes in mathematical finance [Carr et al. \(2002\)](#); [Poirot and Tankov \(2006\)](#) and other fields such as statistical physics, financial econometrics and mathematical biology, see [Kawai and Masuda \(2011\)](#) and the references therein. The problem of simulation of tempered stable processes is analyzed in [Kawai and Masuda \(2011\)](#). When discussing the simulation of the decomposition of the process into jumps smaller and greater than h , the authors remark that this is ‘*never as handy as often claimed in the literature*’ (see ([Kawai and Masuda 2011](#), Section 4.1.1)): if the truncation level h is chosen very small, which is necessary for the Gaussian approximation to work well, the intensity of jumps of size greater than h explodes. In particular, the proportionality constant in (1.1) is given by $1/\lambda(\mathbb{R}^d \setminus [-h, h]^d)$ which makes the simulation of jumps from the distribution F_h difficult even if the constant is computable. The remedy in the case of the tempered stable Lévy process suggested in [Kawai and Masuda \(2011\)](#) is to apply an acceptance-rejection sampling algorithm using a Pareto proposal with a tractable stochastic representation based on a uniform random variable, see ([Kawai and Masuda 2011](#), eq. (4.2)). However this approach (a) only applies in the special case when the one-dimensional Lévy measure is tempered stable and (b) even in this case the acceptance probability is proportional to $1/\lambda(\mathbb{R}^d \setminus [-h, h])$, making the algorithm numerically inefficient: on average one has to simulate $\lambda(\mathbb{R}^d \setminus [-h, h])$ ($\rightarrow \infty$ as $h \downarrow 0$) Pareto random variables to accept a single jump of size at least h of a tempered stable Lévy process.

The simulation issues to do with truncated jumps become much more severe in the multidimensional setting ($d > 1$). To start with, there is no easy parametric way to build multidimensional Lévy processes. A generic method adopted in the literature is via the *Lévy copula* [Kallsen and Tankov \(2004\)](#). In this context, given a Lévy copula \mathcal{F} and the tail integrals $U_i(x) := \text{sign}(x)\lambda_i(\mathcal{I}(x))$ of the marginal one-dimensional Lévy measure λ_i for $i = 1, \dots, d$, where $\mathcal{I}(x) := (x, +\infty)$ if $x \geq 0$ and $\mathcal{I}(x) := (-\infty, x]$ if $x < 0$, one constructs the tail integral of λ on $(\mathbb{R} \setminus \{0\})^d$ by:

$$\lambda(\mathcal{I}(x_1) \times \dots \times \mathcal{I}(x_d)) := \mathcal{F}(U_1(x_1), \dots, U_d(x_d)), \quad x_i \in \mathbb{R} \setminus \{0\} \text{ for } i = 1, \dots, d$$

this formula, together with analogous marginal tail integrals, uniquely determines the corresponding Lévy measure λ (see ([Kallsen and Tankov 2004](#), Theorem 3.6), which (if \mathcal{F} is sufficiently smooth) can be viewed as follow:

$$\lambda(dx_1 \otimes \dots \otimes dx_d) = \frac{\partial^d \mathcal{F}}{\partial_1 \dots \partial_d}(U_1(x_1), \dots, U_d(x_d)) \lambda_1(dx_1) \otimes \dots \otimes \lambda_d(dx_d) \quad (1.2)$$

The only general method for the simulation of an IID sample from the distribution F_h in (1.1) (with λ from (1.2)) appears to be a version of the acceptance-rejection algorithm. However, such an approach is not feasible in general as the Lévy measure λ in (1.2) depends on the d -th derivative of a Lévy copula and the rejection sampling requires analytical control of the target distribution, typically not afforded by higher derivatives, in order to construct a suitable proposal distribution. Furthermore, even if a suitable proposal distribution were feasible, the issues concerning the normalizing constant for F_h , mentioned in the one-dimensional case above, persist making the acceptance-rejection algorithm numerically inefficient.

Our approach to this problem is based on the state space discretization of the pure-jump Lévy process developed in [Mijatović, Vidmar, and Jacka \(2012\)](#). Before describing the Monte-Carlo algorithm in the next section, we remark that the simulation of the truncated jumps with law F_h , where the Lévy measure is given by a Lévy copula, is made possible by the fact that the mass under λ of any rectangular set $[a_1, b_1] \times \dots \times [a_d, b_d]$ in \mathbb{R}^d can be expressed as a linear combination of terms $\mathcal{F}(U_1(x_1), \dots, U_d(x_d))$ (one for each ‘‘corner’’ of the set). This makes the Lévy copula representation¹ of λ particularly well suited for our simulation algorithm.

¹Note that by ([Kallsen and Tankov 2004](#), Theorem 3.6), there is a one-to-one correspondence between the Lévy measures and Lévy copulas equipped with a family of one-dimensional (marginal) Lévy measures. This allows the modeler to construct a d -dimensional Lévy measure with arbitrary jump-structures of the components and arbitrary dependence between them.

1.2. **Aims and the main results.** This paper aims to do the following:

- (I) develop a Monte-Carlo scheme for the path-functionals of a Lévy process that is able to simulate jumps of size greater than h of the Lévy driver (cf. Section 1.1) for an arbitrary Lévy measure, assuming only that the Lévy copula of the process can be evaluated;
- (II) analyze the computational complexity of the algorithm in (I), taking into account the complexity of sampling jumps of magnitude greater than h ;
- (III) develop a multilevel version of the Monte-Carlo algorithm in (I) and analyze its complexity;
- (IV) extend the multilevel Monte-Carlo algorithm to path-functionals of Lévy-driven SDEs (cf. Section 4.4);
- (V) apply the Monte-Carlo and its multilevel analogous to numerical examples and illustrate the consistency of the convergence rates of the cost of the multilevel Monte-Carlo with the theoretical bounds of equation (4.9) in Section 4.3 below.

We build on the scheme for the Lévy-driven SDEs described and analyzed in Dereich (2011). In particular, as in Dereich (2011), we use the Gaussian correction for the jumps of size less than h . Our aim in a word is to introduce a simulation algorithm for jumps greater than h into this scheme and analyze how it affects the overall computational complexity. In contrast, the analysis in Dereich (2011) is carried out under the assumption that jumps of size greater than h can be simulated in constant time for any Lévy measure of the driving Lévy process. We are interested in what the computational cost of this assumption is, i.e. how much worse the convergence rate of our algorithm is compared to Dereich (2011) and how it behaves as a function of the Blumenthal-Gettoor index (see (3.1) below for definition), which measures the “frequency” of the jumps. In order to emphasis the simulation scheme itself, in this paper we focus primarily on the multilevel Monte-Carlo algorithm for functionals of Lévy processes. However, as we shall see below, a standard jump-adapted time discretization makes our scheme directly applicable to Lévy-driven SDEs (see Section 2.3 for a numerical application to the Forward Market Model and Section 4.4 for the relevant theory).

1.2.1. *The simulation scheme and its computational complexity.* Let X be a Lévy process equal to Y with jumps truncated at some very large level R . Hence, the Lévy measure λ of X has support contained in the box $[-R, R]^d \subset \mathbb{R}^d$. The bias introduced by the truncation is under (AS1) easily incorporated in the complexity analysis of the Monte-Carlo algorithm 1 for Y . The proposed simulation (*Scheme*) below is based on the weak approximation, introduced in Mijatović, Vidmar, and Jacka (2012), of the pure-jump part X^λ of X (see (3.3) for the definition of X^λ) by a continuous Markov chain $X^{h(\lambda)}$. This weak approximation, briefly described in Section 3.4 below, uses the generator of X^λ to define a Q -matrix for the approximating chain $X^{h(\lambda)}$ with state space $h\mathbb{Z}^d$, which best mimics the behavior of X^λ . The process X^h , defined in (*Scheme*), is a jump-diffusion process with a Gaussian component compensating for the jumps of X of size less than h and a jump component consisting of discretized jumps. Each jump of X^h takes only finitely many values since the Lévy measure λ has compact support. This circumvents the problem of the simulation of jumps of size greater than h , as it allows the application of the complete binary tree methods in (Devroye 2013, Section III.2.3) for finite random variables (note that some methods do not require the direct computation of the normalization constant in (1.1)). Furthermore, since the support of λ lies in a box of size proportional to some large value $R > 0$, each jump of X^h can take at most $\mathcal{O}\left(\left(R/h\right)^d\right)$ values. Hence the simulation algorithm in (Devroye 2013, Section III.2.3) requires at most $\mathcal{O}(d \log R + d \log(1/h))$ steps for a single draw from the jump distribution of X^h . We stress that this algorithm is linear in the dimension d and logarithmic in R (i.e. the diameter of the support of λ) and $1/h$. We show that the computational complexity $\mathcal{C}(\epsilon)$ (i.e. the number of steps) for achieving root mean-square error of size at most ϵ in the Monte-Carlo algorithm (3.8) is bounded above by:

$$\mathcal{C}(\epsilon) \leq D_2 \epsilon^{-2-2\beta/(2-\beta)} [\log(1/\epsilon) + D_3],$$

where the constants are given explicitly in terms of the underlying process in Section 3.7.

We remark that the intensity of jumps in (*Scheme*) equals $\mathcal{O}\left(\lambda\left(\mathbb{R}^d \setminus [-h, h]^d\right)\right)$ and requires the simulation of the Poisson random variable with this intensity for any $h > 0$. A naive simulation would require $\mathcal{O}\left(\lambda\left(\mathbb{R}^d \setminus [-h, h]^d\right)\right)$ steps. However, there exist simple algorithms (see e.g. Ahrens and Dieter (1980)), requiring $\mathcal{O}(1)$ steps uniformly for all intensities. Furthermore, in Devroye (2013), such an algorithm is presented with decreasing complexity for increasing intensity. This is in particular very important for our multilevel Monte-Carlo algorithm, described in the next section, where simulation for increasingly small h is required.

1.2.2. *A weak multilevel Monte-Carlo algorithm and its complexity.* The idea of the multilevel Monte-Carlo (MLMC) was introduced in Giles (2008) (see also the overview paper Giles (2015)). As observed in Giles (2015), this framework can be applied to an arbitrary Monte-Carlo scheme in order to reduce the computational cost for a given level of variance of the estimator, as long as one can simulate jointly the random variables arising in the neighboring levels

of the MLMC estimator and provide a suitable bound on the level variance. This approach works well for diffusion (Giles 2008, Theorem 3.1).

In the context of MLMC, the case of Lévy-driven SDEs was analyzed in Dereich (2011); Dereich and Heidenreich (2011). The key idea in these papers is to construct the multilevel estimator by varying the truncation level h . Since it is assumed that one can simulate from the distribution F_h in (1.1), proportional to the truncated Lévy measure, in $\mathcal{O}(1)$ steps independently of the dimension of the state space and the truncation level h , it is natural to couple the neighboring levels h and $2h$ in the MLMC estimator by simulating the jump of size at least h and accepting it if and only if its size is at least $2h$. Since the distribution F_{2h} is by (1.1) proportional to the truncation of the Lévy measure at the level $2h$, this construction yields a coupling of the neighboring levels and facilitates the analysis of the computational complexity of the MLMC estimator. Under the assumption that random vectors with distribution F_h can be simulated in $\mathcal{O}(1)$ steps for all h , the order of convergence of the MLMC algorithm in Dereich (2011), as a function of the Blumenthal-Gettoor index β , is plotted in Figure 1 (see dotted line for MLMC (njd)). In particular, it is equal to $1/2$ for $\beta \in [0, 1]$ and decreases to $1/6$ over the interval $[1, 2]$.

In order to develop a MLMC algorithm based on (Scheme), we are faced with a key problem of defining the process X^h and X^{2h} on the same probability space so that they stay close to each other with high probability and thus making the level variances sufficiently small. As in the MLMC algorithm in Dereich (2011), this problem reduces to the coupling of the pure-jump process $X^{h(\lambda)}$ and $X^{2h(\lambda)}$, approximating the pure jump component X^λ of the driver (see Section 1.2.1 above). The assumption in Dereich (2011) that one can simulate from F_h in (1.1) for any $h > 0$ in $\mathcal{O}(1)$ steps and the fact that F_{2h} and F_h are proportional on $\mathbb{R}^d \setminus [-2h, 2h]^d$ provides a simple and natural coupling of jumps, applied in Dereich (2011), across two levels h and $2h$. In contrast, in our setting the jumps in (Scheme) at the level $2h$ are supported in $2h\mathbb{Z}^d$ and their distribution is **not** proportional to the restriction (to $2h\mathbb{Z}^d$) of the distribution of the jumps of $X^{h(\lambda)}$.

The main theoretical result of the paper (see Theorem A.3) defines a novel coupling between the continuous-time Markov chains $X^{h(\lambda)}$ and $X^{2h(\lambda)}$ and establishes a bound on the level variances (see Section 4.5), facilitating the analysis of the computational complexity of the corresponding MLMC estimator. The coupling is based on the classical Marking and Mapping Theorems for Poisson point processes (see Kingman (1992)) and the structure of the stochastic approximation of the pure-jump Lévy process X^λ . Simply put, in order to get a joint path of $X^{h(\lambda)}$ and $X^{2h(\lambda)}$, one simulates each jump of $X^{h(\lambda)}$ and, conditional on the value of the jump, draws a finite valued random variable with an explicit mass function to determine the jump of $X^{2h(\lambda)}$ (see Section 4.2 for the intuitive description of the coupling and Section 4.5 for its full construction and the bound on the level variances). The simplicity of the coupling is crucial for the feasibility of our MLMC scheme.

Note that a straightforward coupling of $X^{h(\lambda)}$ and $X^{2h(\lambda)}$, where one simulates the jumps from the truncated Lévy measure at level h , and then deterministically maps the jump sizes to the closest lattice points in $h\mathbb{Z}^d$ and $2h\mathbb{Z}^d$ to obtain a jump of $X^{h(\lambda)}$ and $X^{2h(\lambda)}$, respectively, cannot be used as it does not avoid simulation from the distribution of F_h in (1.1).

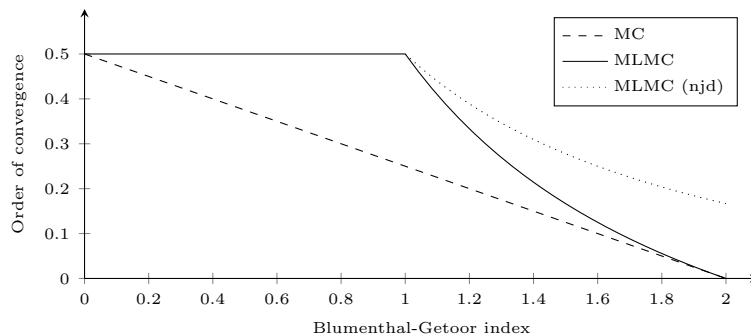


FIGURE 1. The convergence rate $\beta \rightarrow \rho(\beta)$, as a function of the Blumenthal-Gettoor index β of the Lévy process Y , of the MC 3.8 and the MLMC 4.3 algorithms as well as that of the MLMC (njd) algorithm in Dereich (2011) with “no jump-discretization”, is presented. More precisely, for a given β , any of the three simulation algorithms has the root mean-square error of size $\mathcal{O}(\tau^{-\rho(\beta)})$ for a prescribed number of computational steps τ . $\rho(\beta)$ for MC and MLMC are implied by the computational complexities in Section 1.2.1 and 1.2.2 respectively. This figure sheds light on the cost of the assumption in Dereich (2011) that jumps of size at least h can be simulated in $\mathcal{O}(1)$ steps for all h and dimension d .

We stress that our MLMC algorithm is genuinely weak in the sense that the approximating process X^h and the limiting Lévy driver X need not to be defined on the same probability space (see Mijatović, Vidmar, and Jacka (2012) and (Jacka and Mijatović 2012, Corollary 2.4)). The absence of strong convergence of the approximation in (*Scheme*) makes the analysis of the level variances depend solely on the coupling mentioned above. It is worth noting here that typically the level variances in MLMC are bounded by the second moment of the difference between each level X^h and the limiting process X (see e.g. (Dereich and Heidenreich 2011, Theorem 2) and (Giles 2008, Section 2)), in effect requiring the strong (i.e. almost sure) convergence of the underlying scheme, even though by definition the MLMC estimator only requires weak convergence. In the case of the MLMC algorithm defined in Section 4, the bound on the level variance established in Proposition 4.3 below, and hence the entire complexity analysis, depends solely on the weak convergence and the coupling between the levels. The computational complexity of our MLMC algorithm (for a root mean-square error less than ϵ) as a function of the Blumenthal-Gettoor index β takes the form:

$$\mathcal{C}^{ML}(\epsilon) \leq \bar{D}\epsilon^{-2}(\log(1/\epsilon) + D_3) \times \begin{cases} D_5, & 0 \leq \beta < 1 \\ \log^2(1/\epsilon), & \beta = 1 \\ D_6\epsilon^{-4(\beta-1)/(2-\beta)}, & 1 < \beta < 2. \end{cases}$$

The constants are given explicitly in terms of the process following display (4.9) in Section 4.3 below.

In order to compare our MLMC scheme with the MC algorithm from the previous section and the MLMC scheme in Dereich (2011), we plot in Figure 1 the rate of convergence, as a function of the Blumenthal-Gettoor index β , of all three algorithms. The curve corresponding to our MLMC algorithm is implied by the bound on its complexity from the previous paragraph. It is clear that our MLMC estimator outperforms the MC estimator for all values of β . Perhaps more interesting is the qualitative difference in the behavior of our MLMC scheme compared to that of Dereich (2011): taking into account the actual cost of the simulation of the jumps of size greater than h makes our MLMC algorithm arbitrarily slow as the Blumenthal-Gettoor index approaches 2, while the algorithm in Dereich (2011), which assumes that this cost is of order $\mathcal{O}(1)$, retains a convergence rate of at least $1/6$ for all β in $(1, 2]$. Furthermore, if $\beta \in [0, 1]$, the cost of the simulation of the jumps of size at least h does not feature, at least as far as the rate of convergence of the two MLMC schemes is concerned.

1.3. Organization of the paper. In Section 2, we present numerical applications of the (*Scheme*) and its multilevel analogous for one-dimensional Lévy processes, Lévy copulas and Lévy-driven SDEs. Section 3 defines the Continuous-Time Markov Chain approximation (*Scheme*) and analyzes the complexity of the corresponding Monte-Carlo algorithm. Section 4 describes our results on multilevel Monte-Carlo. More precisely, in Section 4.1 we expose the role of the coupling between the levels in controlling the variances. Section 4.2 gives an intuitive description of the coupling developed in this paper. Section 4.3 describes our MLMC algorithm and its complexity. Section 4.4 describes the version of our MLMC for Lévy-driven SDEs. Proofs of all results are given in Appendix A. Appendix B contains data used in numerical examples of Section 2.

2. NUMERICAL APPLICATIONS

We illustrate the application of the CTMC (*Scheme*), described in Section 3, and its multilevel analogous (see Section 4) with examples taken from mathematical finance, spanning different asset classes (credit, equity, interest rates), payoffs and pricing models based on both one-dimensional and multidimensional Lévy drivers. In Section 2.1, we recall the modeling framework introduced in Garreau and Kercheval (2016) which relies on the modeling of the times to default via a Lévy copula yielding a closed-form formula for a First-to-Default Credit Default Swap (FtD CDS). The CTMC (*Scheme*) naturally fits this modeling framework and also allows the pricing of more complex derivatives. In Sections 2.2 and 2.3, we give numerical applications of the MLMC for one-dimensional Lévy processes, Lévy copulas and Lévy-driven SDEs and different types of payoffs: equity put and best-of put options, as well as interest rates swaptions; the first two examples are based on Lévy processes with infinite activity and infinite variation (that is β between 1 and 2), which corresponds to the most challenging case numerically and also the most “interesting” case with regard to the convergence rates of the cost of the MLMC algorithm (see Equation (4.9)). In Section 2.4, we benchmark the CTMC (*Scheme*) against the simulation algorithm based on a series representation proposed in Tankov (2016).

Remark 1.

- (i) In the following numerical applications, the cut-off value R , determined by Equation (3.14), is computed in an alternative way, independent from the root mean square error ϵ and the constant D_T . In the one-dimensional case, it is chosen such that the ratio of the masses under λ of the intervals $[-R, -\frac{h}{2}] \cup [+\frac{h}{2}, +R]$ and $[-\infty, -\frac{h}{2}] \cup [+\frac{h}{2}, +\infty]$ is at least equal to a threshold, set to 99.999%. In the multidimensional case, the cut-off R is chosen as the largest computed value over each axis.

- (ii) The code used to generate the numerical examples of this section is available in the Github repository [Mijatović and Palfray \(2022\)](#).

2.1. The CTMC scheme applied to the Garreau-Kercheval Credit Model. In [Garreau and Kercheval \(2016\)](#), the authors model the bankruptcy of a company via the jumps in its stock price $(S_t)_t$: the time to default τ is defined as the first time the instantaneous log-return goes below a possibly stochastic threshold $a_t < 0$:

$$\tau := \inf \left\{ t > 0, \log \left(\frac{S_t}{S_{t-}} \right) \leq a_t \right\}$$

The stock price S_t is modeled as the exponential of a Lévy process Y_t : $S_t := S_0 \exp\{(r + \psi(-\mathbf{i})t + Y_t)\}$ (where ψ is the characteristic exponent of Y). Therefore the time to default τ corresponds to the first occurrence of a negative jump of Y_t below the threshold a_t . The authors show that this framework yields a simple pricing formula for the survival probability $\mathbb{P}(\tau > t)$, which only depends on the tail integral of the Lévy process.

This modeling can be extended to multidimensional Lévy processes via the Lévy copula and, in this case, the survival probability, that is the probability that none of the companies has bankrupted, can be calculated from the tail integrals of the Lévy copula and its marginal tail integrals. In particular, for a constant (or piecewise constant) process $a_t = a$ and if the tail integrals can be computed in closed-form, it yields a closed-form pricing formula for a FtD CDS.

2.1.1. Pricing of a single-name CDS. In the one-dimensional case, the survival probability is given by ([Garreau and Kercheval 2016](#), Proposition 2.2):

$$\mathbb{P}(\tau > t) = \mathbb{E} \left[\exp \left\{ - \int_0^t \Lambda(a_u) du \right\} \right] \quad (2.1)$$

where $\Lambda(a) = \int_{(-\infty, a]} \lambda(du)$ is the tail integral of the process Y .

If $(a_t)_t$ is a constant process equal to a then the formula simplifies to $\mathbb{P}(\tau > t) = \exp\{-\Lambda(a)t\}$. The default and fixed legs of a CDS are respectively given by:

$$DL_t = (1 - R) \int_0^t e^{-rs} d\mathbb{P}(\tau \in ds) \quad \text{and} \quad FL_t = m \int_0^t e^{-rs} \mathbb{P}(\tau > s) ds$$

Integration by part also gives:

$$DL_t = (1 - R) \left[e^{-rt}(1 - \mathbb{P}(\tau > t)) - (e^{-rt} - 1) - r \int_0^t e^{-rs} \mathbb{P}(\tau > s) ds \right]$$

Given the values of R , m , and the above expression (2.1) of the survival probability, the level a (or equivalently the survival probability at t) is implied from the price $DL_t - FL_t$ of the CDS.

In the following application displayed in Table 1, we simulate the time of default via the CTMC and then compute the Present Value (PV) of the CDS, whose spread is implied from the pricing equation $PV = DL_t - FL_t$, and, in the same way, one can imply a 99% confidence interval for this CDS spread.

In this numerical example, the default time is simulated via the exponential of a HEM model (see [Cai and Kou \(2011\)](#)) whose parameters are defined in Appendix B.2. The maturity of the CDS is $T = 6M$ and its recovery rate is set to $R = 0.4$. The Monte-Carlo engine uses 1 million paths for different CDS spread values and the spatial step in the CTMC grid h is set to a small value: $h = 1 \times 10^{-6}$.

CDS spread (bps)	Level a	Implied Survival Probability	MC Implied CDS Spread (bps)	99% Confidence Interval (bps)
100	-0.171	99.17%	99.65	[96.81, 102.48]
150	-0.155	98.76%	149.36	[145.88, 152.83]
200	-0.143	98.35%	200.35	[196.34, 204.35]
250	-0.134	97.94%	251.47	[247.0, 255.94]
300	-0.127	97.53%	298.60	[293.68, 303.53]
400	-0.116	96.72%	402.53	[396.86, 408.2]
500	-0.107	95.92%	501.79	[495.42, 508.15]

TABLE 1. Single-name CDS Pricing with the HEM model

As expected, the CDS spread given by the Monte-Carlo simulation is close to the theoretical spread, the latter being inside the 99% confidence interval.

2.1.2. *Pricing of a First-to-Default CDS.* In the d -dimensional case, the times to default are defined by (Garreau and Kercheval 2016, Equation (58)) (for constant values a_i):

$$\tau_i := \inf \left\{ t > 0, \log \left(\frac{S_t^i}{S_{t-}^i} \right) \leq a_i \right\}, \quad i = 1, \dots, d,$$

where S_t^i denotes the i -th underlying stock price.

The survival probability can be computed in closed-form and is given by (in the two-dimensional case):

$$\mathbb{P}(\tau^{(1)} > t) = \exp(-t \{ \Lambda_1(a_1) + \Lambda_2(a_2) - \rho(\overline{\Lambda}_1(a_1), \overline{\Lambda}_2(a_2)) \})$$

where:

- $\tau^{(1)}$ is the first time to default: $\tau^{(1)} = \min(\tau_1, \tau_2)$
- Λ_1 and Λ_2 are the margin tail integrals
- $\overline{\Lambda}_i(x) = \text{sgn}(x)\Lambda_i(x)$
- ρ is the Lévy copula given by the Sklar's theorem for the Lévy copula (see (Kallsen and Tankov 2004, Theorem 3.6)).

We can benchmark the CTMC (*Scheme*) against this closed-form formula (which can be extended to the general d -dimensional case) as we did in the previous Section 2.1.1 for the single-name CDS pricing: for each margin, we compute the level a_i corresponding to a given CDS spread m_i (or equivalently to a given survival probability); the values of the single-name CDS spreads m_i are chosen the same for all marginals for simplicity. Then we simulate the d -dimensional process via the CTMC using Monte-Carlo and compute the PV of the FtD CDS; the single-name CDS are used as control variates. The final FtD CDS spread is implied by the CDS pricing equation of Section 2.1.1. In the next numerical example displayed in Table 2, the maturity of the FtD CDS is $T = 6M$ and the three margins are defined by exponentials of HEM models with equal parameters: $\eta_1 = 20, \eta_2 = 25, p = 0.6, \sigma = 5\%$ but different intensities: $\lambda_1 = 5, \lambda_2 = 10$ and $\lambda_3 = 20$. The Monte-Carlo engine uses 1M paths, the recovery rate is chosen to be $R = 0.4$ and h_0 is set to 1×10^{-6} . The dependence in the Lévy copula is characterized by the Clayton copula (2.2) with $\theta = 0.7$ and $\eta = 0.3$.

Individual CDS spread (bps)	Survival Probability	Theoretical FtD CDS spread (bps)	MC Implied FtD CDS Spread (bps)	99% Confidence Interval (bps)
100	99.17%	251.56	251.94	[250.29, 253.60]
150	98.76%	377.34	377.44	[375.40, 379.48]
200	98.35%	503.12	502.21	[499.84, 504.58]
250	97.94%	628.90	628.86	[626.18, 631.54]
300	97.53%	754.68	754.74	[751.77, 757.71]
400	96.72%	1006.24	1007.92	[1004.40, 1011.44]
500	95.92%	1257.80	1259.30	[1255.31, 1263.28]

TABLE 2. FtD CDS pricing with a 3d Lévy copula model

Remark 2. Within the framework of the Garreau-Kercheval model, the CTMC (*Scheme*) naturally allows the pricing of a general n -to-default CDS (for which there is no known closed formula when $n > 1$). Furthermore, the CTMC also provides the knowledge of the spot underlyings path and therefore allows the pricing of Equity/Credit multidimensional payoffs.

2.2. MLMC applied to Lévy processes and Lévy copulas: pricing of equity put and best-of put options.

We consider the pricing of an at-the-money (ATM) put option where the spot underlying is modeled as the exponential of a CGMY Lévy process. In our framework, the convergence rates depend on the value of the Blumenthal-Gettoor index β which is, in this case, directly given by the CGMY model parameter Y . In the following example β is equal to 1.5 (see Appendix B.2 for all other model parameters), which corresponds to the case of a Lévy process with infinite activity and infinite variation.

The results of the numerical applications are presented in the same fashion as in Giles (2008): in Figure 2 (and subsequent Figures 3 and 4), the two top graphs display respectively the log-variances and the log-means of the estimator P_l and of the correction term $|P_l - P_{l-1}|$ at each level l . The convergence rates of the log-means and log-variances of $|P_l - P_{l-1}|$ are bounded respectively by $1 - \frac{\beta}{2}$ and $2 - \beta$ (see Propositions 3.2 and 3.3, note that we consider only the leading terms), represented by the dotted red line. The Monte-Carlo engine uses 100,000 paths for each level and h_0 is set to $h_0 = 0.01$.

The two bottom graphs correspond to the application of the MLMC algorithm for different root-mean square errors ϵ :

- the bottom left graph displays the optimal numbers of Monte-Carlo paths N_0, N_1, \dots, N_L for a given root-mean square error ϵ (see Giles (2008) for the expression of N_l); L is the final level, that is the minimum between the bound given by equation (4.8) and the level for which the convergence criteria was numerically met;
- the bottom right graph displays the corresponding computing costs, in function of the root mean square error ϵ , for the multilevel and standard Monte-Carlo engines. The theoretical upper-bound convergence rate for the quantity $\epsilon^2 \times \text{cost of the MLMC}$ is given by the dotted red line (neglecting the log-term).

As in Giles (2015), the cost of the standard Monte-Carlo is approximated by the quantity $\epsilon^{-2} V_0 C_L$.

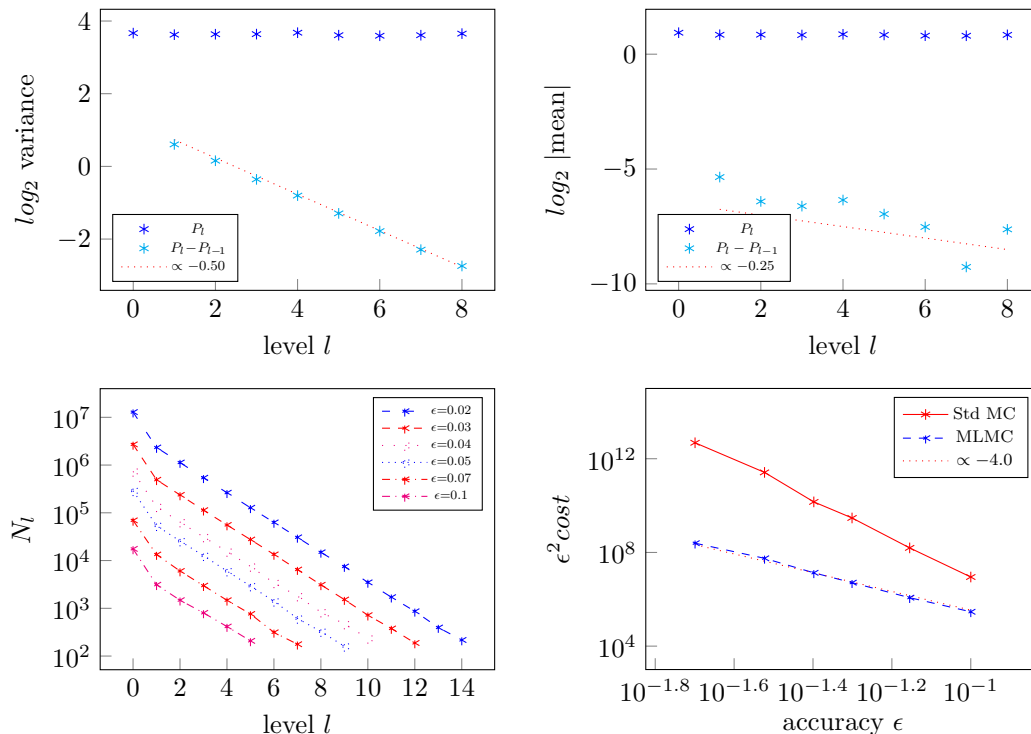


FIGURE 2. MLMC applied to the pricing of an ATM Put option with the $\text{CGMY}^{(iv)}$ model, $\beta = 1.5$

The next set of graphs illustrate the d -dimensional Lévy copula case. The numerical application is based on the pricing of a best-of put option on three equity spot processes, with strike $K = 1$, that is a put option over the best performance of the three underlying spots. The margins of the Lévy copula are modeled by exponentials of a Lévy process and the dependence is characterized by the Clayton copula (2.2) with $\theta = 0.7$ and $\eta = 0.3$; model parameters are given in Appendix B.2. The margins of the multidimensional Lévy process are given by different Lévy models to show the flexibility of the Lévy copula framework; the Blumenthal-Gettoor index of the Lévy copula is 1.1 which corresponds to the infinite activity/infinite variation case.

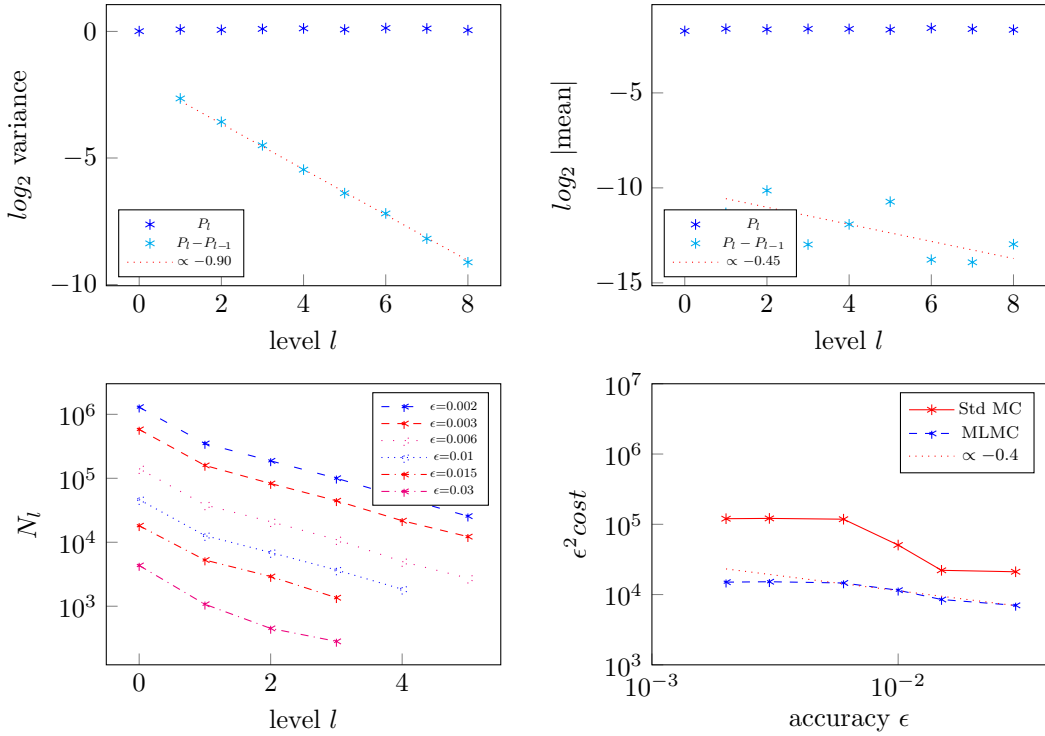


FIGURE 3. MLMC applied to the pricing of a Best-of Put option with a Lévy copula model characterized by the margins [HEM/VG/CGMY^{\(iii\)}](#), $\beta = 1.1$

Remark 3. The Blumenthal-Gettoor index of a multidimensional Lévy process is equal to the maximum of the Blumenthal-Gettoor indices of its marginals, as shown in [Appendix A.1](#).

2.3. MLMC applied to Lévy-driven SDEs: the Lévy Forward Market Model.

2.3.1. The Forward Market Model dynamics and its extension. The Libor Market Model (LMM), introduced in [Brace, Gatarek, and Musiela \(1997\)](#), describes the joint distribution of a set of forward Libor rates. The Lévy Libor Model is an extension of the LMM to account for jumps in the dynamics; it has been notably studied by Jamshidian, Glasserman and Kou, and Eberlein and Özkan ([Eberlein and Özkan \(2005\)](#); [Glasserman and Kou \(2003\)](#); [Jamshidian \(1999\)](#)); the book [Brigo and Mercurio \(2013\)](#) covers the modeling of the LMM and its extensions with a lot of practical details.

Following the IBOR transition (see the letter from the PRA [BoE \(2021\)](#)) and the introduction of new benchmark risk free rates (RFR) replacing Libor rates, the relevance of the LMM is now questionable, but Lyashenko and Mercurio have shown in [Lyashenko and Mercurio \(2019\)](#) that this framework can be extended to the Forward Market Model (FMM) which is a richer model allowing for the modeling of the dynamics of both the term and individual RFRs. We propose to extend the FMM the same way the Lévy Libor Model extends the LMM.

In the following, we use the same notations as in [Lyashenko and Mercurio \(2019\)](#). Given a time structure T_0, \dots, T_n , we denote by $R(T_{j-1}, T_j)$ the daily-compounded setting-in-arrears rate over $[T_{j-1}, T_j]$:

$$R(T_{j-1}, T_j) = \frac{1}{\tau_j} \left(e^{\int_{T_{j-1}}^{T_j} r(u) du} - 1 \right)$$

where r represents the risk-free rate and τ_j the year fraction for the interval $[T_{j-1}, T_j]$. We denote by $F(T_{j-1}, T_j)$ the forward-looking rate at time T_{j-1} maturing at time T_j (that is the analogous to the Libor rate).

Let now consider the backward-looking forward rate denoted $R_j(t)$ corresponding to the value at time t of the strike K_R of a swaption paying $\tau_j (R(T_{j-1}, T_j) - K_R)$ such that the value of the swaption is 0; and the forward-looking forward rate denoted $F_j(t)$ corresponding to the value at time t of the strike K_F of a swaption paying $\tau_j (F(T_{j-1}, T_j) - K_F)$ such that the value of the swaption is 0. Mercurio and Lyashenko show in [Lyashenko and Mercurio \(2019\)](#) that both the backward-looking forward rate $R_j(t)$ and the forward-looking forward rate $F_j(t)$ coincide for $t \leq T_{j-1}$.

The dynamics of the FMM is then defined by the set of equations:

$$dR_j(t) = \sigma_j(t)g_j(t)dW_j(t), \quad j = 1, \dots, n$$

where:

- $(W_j(t))_t$ is a Brownian motion under the (extended) \mathbb{Q}^{T_j} -forward probability (see [Lyashenko and Mercurio \(2019\)](#) for details about the definition of the extended forward probability).
- the Brownian motions $(W_j)_{j=1,\dots,n}$ are correlated via $dW_i(t)dW_j(t) = \rho_{ij}dt$
- σ_j is an adapted process.
- g_j is a function such that $g_j(t) = 1$ for $t \leq T_{j-1}$, $g_j(t)$ is monotonically decreasing between T_{j-1} and T_j , and $g_j(t) = 0$ for $t \geq T_j$.

Following [Kohatsu-Higa and Tankov \(2010\)](#), we consider a d -dimensional Lévy process Z with Lévy measure ν such that $\int_{|z|>1} |z| \nu(dz) < \infty$. We assume (without loss of generality) Z to be drift-less and to be a pure jump Lévy process; we refer to [Grbac, Krief, and Tankov \(2016\)](#) for the case where Z is a general Lévy process (with zero drift). We propose to extend the FMM (written under its log-normal form) with the following dynamics under the final (extended) T_n -forward measure:

$$dR_t = R_{t-} (b(t, T)dt + \Gamma(t)dZ_t)$$

where $R_t = (R_t^1, \dots, R_t^n)^T$ and $\Gamma(t)$ is a deterministic $n \times d$ volatility matrix such that $\Gamma := (\sigma_{i,j}g_i(t))$ where the function g_i is defined similarly as above and σ_{ij} are scalar values.

The drift term $b(t, T)$ is determined by the no-arbitrage condition yielding to:

$$\frac{dR_t^i}{R_{t-}^i} = \gamma^i(t)dZ_t - \int_{\mathbb{R}^d} \gamma^i(t)z \left[\prod_{j=i+1}^n \left(1 + \frac{\tau^j R_t^j \gamma^j(t)z}{1 + \tau^j R_t^j} \right) - 1 \right] \nu(dz)dt$$

where Z is a d -dimensional pure jump Lévy process with Lévy measure ν and $\gamma^i(t), i = 1, \dots, n$ are the d -dimensional deterministic volatility functions: $\gamma^i(t) = (\Gamma_{i1}(t) \dots \Gamma_{id}(t))$.

Remark 4. As in [Papapantoleon and Skovmand \(2011\)](#) we approximate the drift term, limiting ourselves to its first order expansion in $|R_t^i|$ for simplicity.

2.3.2. MLMC applied to the pricing of swaptions. As in [Kohatsu-Higa and Tankov \(2010\)](#), we let T_0, T_1, \dots, T_n be a set of times and consider the case of a receiver swaption with maturity T_1 , tenor $T_n - T_1$ and strike K , whose price, at time 0, is given by (see [Kohatsu-Higa and Tankov \(2010\)](#)):

$$\frac{P(0, T_1)}{\prod_{i=1}^n (1 + \delta R_0^i)} \mathbb{E} [h(R_{T_1}^1, \dots, R_{T_1}^n)],$$

with h such as:

$$h(R_{T_1}^1, \dots, R_{T_1}^n) = \left(\prod_{i=1}^n (1 + \delta R_{T_1}^i) - 1 - K\delta \sum_{i=1}^n \prod_{j=i+1}^n (1 + \delta R_{T_1}^j) \right)_+$$

We consider a two-dimensional Lévy driver with margins given by two CGMY models ($\text{CGMY}^{(i)}$ and $\text{CGMY}^{(ii)}$) with Blumenthal-Gettoor indices respectively equal to 0.2 and 0.4 and dependence modeled by a Clayton copula (2.2) with $\theta = 0.7$ and $\eta = 0.3$. The MLMC is applied to a 5Y \times 5Y swaption (that is the option to enter into a 5Y swap in 5Y) with strike $K = 2\%$.

We choose:

- the term structure: $T_0 = 0, T_6 = 5$ and $T_{i+1} - T_i = 1Y, i = 1 \dots, 5$
- flat forward rates $R_0^i = 2\% \ i = 1 \dots, 6$
- and the matrix $\sigma := \begin{pmatrix} 0.50 & 1.50 \\ 0.80 & 1.25 \\ 1.00 & 1.00 \\ 1.25 & 0.80 \\ 1.50 & 0.50 \end{pmatrix}$

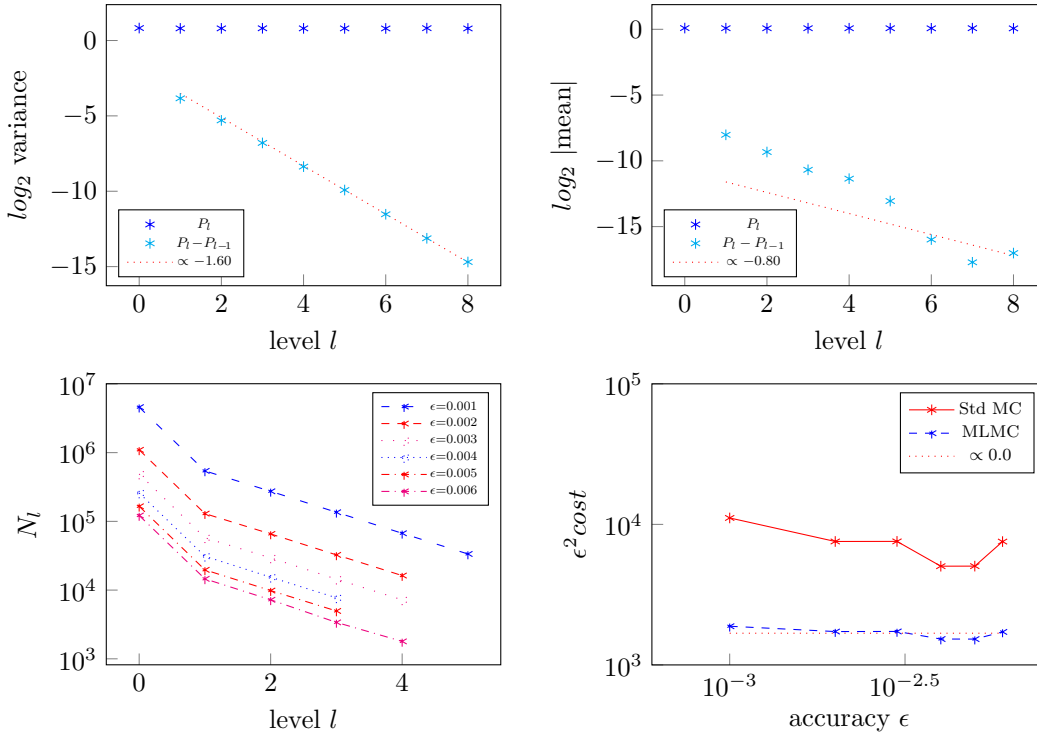


FIGURE 4. MLMC applied to the pricing of a swaption with a SDE driven by a Lévy copula with margins $\text{CGMY}^{(i)}$ and $\text{CGMY}^{(ii)}$, $\beta = 0.4$

2.4. Comparison of the CTMC scheme against the series representation algorithm with a two-dimensional Lévy copula. In Tankov (2016), the author describes a methodology to simulate Lévy copulas via a series representation truncated at a chosen level τ (see (Tankov 2016, Theorem 3)). This algorithm is applied (in a simpler form) in Tankov (2006) to a Lévy copula model with two Variance Gamma models and the Clayton copula function with coefficients: $\theta = 10$, $\eta = 0.75$ (strong tail dependence) and $\theta = 0.61$, $\eta = 0.99$ (weak tail dependence). The Clayton copula is defined for any $\theta > 0$ and $\eta \in [0, 1]$ by:

$$F(u_1, \dots, u_d) = 2^{2-d} \left(\sum_{i=1}^d |u_i|^{-\theta} \right)^{-\frac{1}{\theta}} (\eta 1_{u_1 \dots u_d \geq 0} - (1-\eta) 1_{u_1 \dots u_d < 0}), \quad (2.2)$$

for $u_1, \dots, u_d \in \bar{\mathbb{R}}^d$ (with $\bar{\mathbb{R}} := (-\inf, \inf]$).

This setting is considered for two different option payoffs: an Asian call option (a call on the arithmetic average of the underlyings) and a Best-of call option (a call on the best of performances of the underlyings); the call options on the individual stocks are used as control variates.

We choose the same model parameters as in Tankov (2006):

- $S_1 = S_2 = 1$, $r = 0.03$, $d = 0$, $T = 0.02$ (1 week option)
- VG_1 : $\sigma_1 = 30\%$, $\nu_1 = 0.04$, $\theta_1 = -0.2$
- VG_2 : $\sigma_2 = 20\%$, $\nu_2 = 0.04$, $\theta_2 = -0.2$
- the truncation parameter τ is set to 2,000

The spatial step h of the CTMC grid to 1×10^{-6} , and the Monte-Carlo engine uses 100,000 paths in both cases.

Note that the confidence interval (“99% CI”) in the following Figures 5 and 6 represents the addition of the two 99% confidence intervals of the CTMC and the series representation. The difference between the two cases comes from the Monte-Carlo error and the approximation error of both schemes. The data is given in Appendix B.1 for completeness.

Remark 5. The series representation algorithm requires the inversion of a tail integral for each term of the (truncated) series. The resulting computing time can sometimes be a bottleneck in numerical applications as pointed out in the conclusion of the paper Li, Deloux, and Dieulle (2016). The CTMC (*Scheme*), which does not suffer from such drawbacks, provides a better performance in terms of speed; moreover, numerical testing showed that one can use a much less granular grid than a uniform grid with no significant deterioration in accuracy while reducing significantly the computing time.

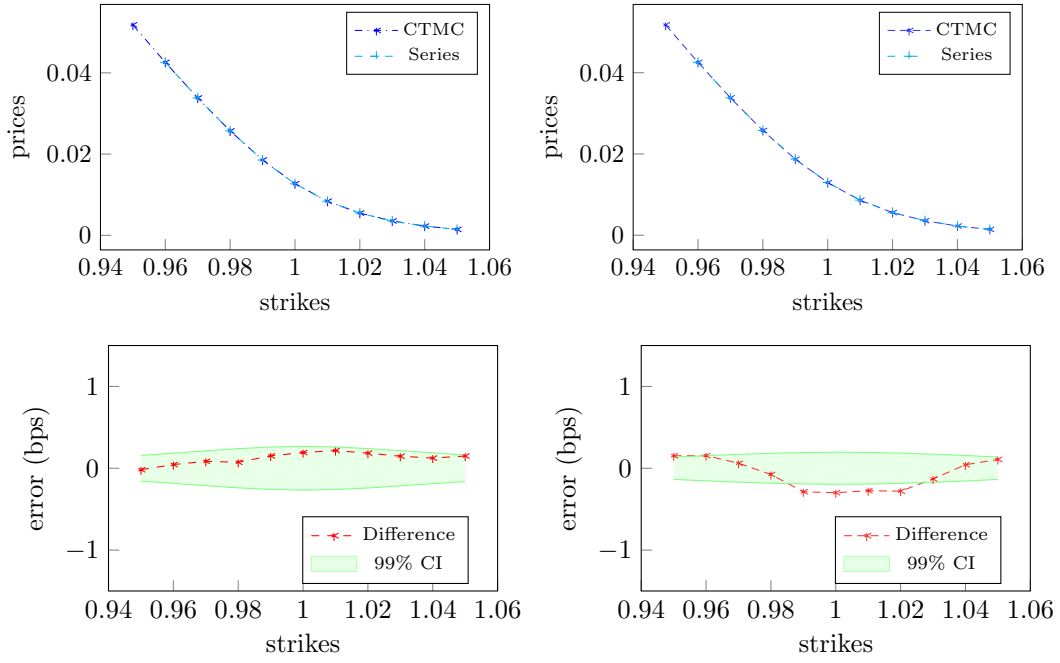


FIGURE 5. Asian option with strong (left graphs) and weak (right graphs) tail dependences

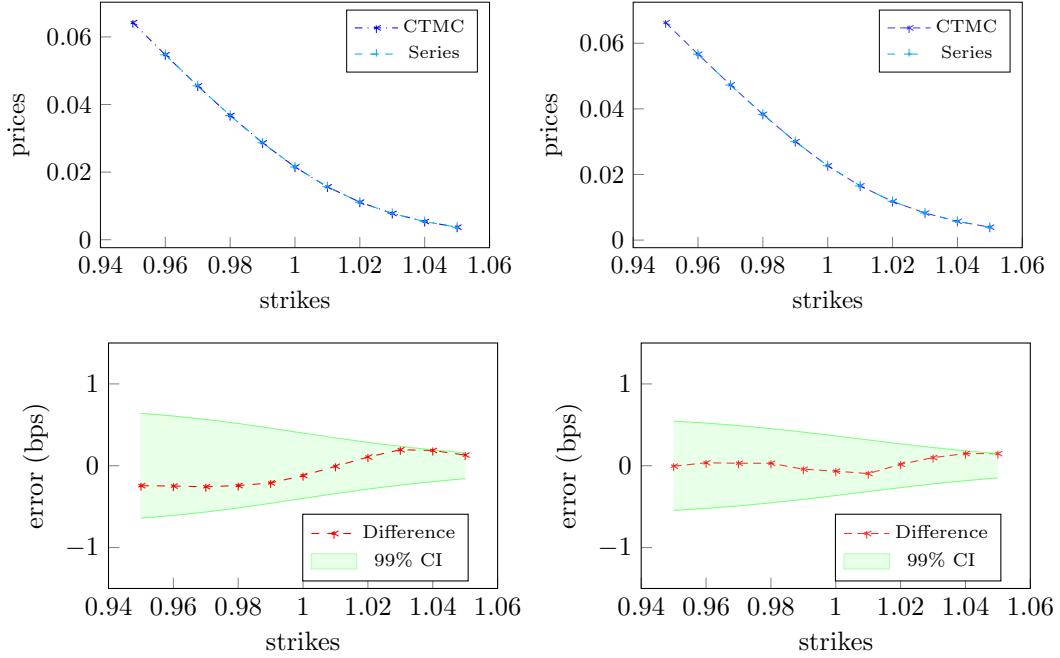


FIGURE 6. Best-of option with strong (left graphs) and weak (right graphs) tail dependences

3. MONTE-CARLO FOR FUNCTIONALS OF A LÉVY PROCESS

3.1. **Preliminaries.** Given a Lévy process Y , we are interested in the computation of the quantity $\mathbb{E}[f(Y)]$ where:

- $f : D[0, T] \rightarrow \mathbb{R}$ is a Borel measurable function that is Lipschitz continuous with respect to the supremum norm on the space $D[0, T]$ of càdlàg functions mapping $[0, T]$ to \mathbb{R}^d .
- $Y = (Y_t)_{0 \leq t \leq T}$ defines an \mathbb{R}^d -valued Lévy process with Lévy triplet $(\Sigma_Y, \lambda_Y, \mu_Y)_{\tilde{c}}$ relative to the cut-off function $\tilde{c} := 1_{[-V, V]^d}$ where V is either 1 or 0, the latter only if $\int_{[-1, 1]^d} |x| \lambda_Y(dx) < \infty$ (where $|x|$ denotes the Euclidean norm).

For ease of presentation, we assume the Lipschitz constant of f is bounded above by 1, i.e. $f \in Lip(1)$.

3.2. Assumptions. To perform the complexity analysis of the Monte-Carlo algorithm (section 3.5), we require two additional assumptions and we assume that the Lévy process Y satisfies (AS1) and (AS2) defined by:

$$\int_{\mathbb{R}^d \setminus [-1,1]^d} |x|^2 \lambda_Y(dx) < \infty \quad (\text{AS1})$$

$$\max \left\{ h^2 \lambda_Y(\mathbb{R}^d \setminus [-h/2, h/2]^d), \int_{[-h, h]^d} |x|^2 \lambda_Y(ds) \right\} < \aleph \times h^{2-\beta} \quad (\text{AS2})$$

where β is the Blumenthal-Gettoor index:

$$\beta := \inf \left\{ \eta > 0 : \int_{[-1,1]^d} |x|^\eta \lambda_Y(dx) < \infty \right\} \quad (3.1)$$

Remark 6. By definition of the Lévy measure $\int_{[-1,1]^d} |x|^2 \lambda_Y(dx) < \infty$, i.e. $\beta \in [0, 2]$.

Remark 7.

- (i) Under (AS1) the large jumps of Y (and hence the marginals of Y , see e.g. (Sato 2013, Ch. 5, Thm. 25.3)) have a finite second moment so that its law can be approximated effectively by a truncated Lévy process X defined below.
- (ii) Assumption (AS2) gives the condition on the structure of the small jumps required for the convergence analysis. Note that (AS1) is satisfied under general conditions.
- (iii) We stress that neither the weak approximation for Y defined in (Scheme) nor the coupling of the Markov chain described in Section 4.5 require either (AS1) or (AS2). Their role is to make the analysis of the Monte-Carlo algorithm based on (Scheme) feasible.

3.3. The truncated Lévy process X . We let X define a Lévy process with the same characteristic triplet $(\Sigma, \lambda, \mu)_{\bar{c}}$ equal to Y , i.e. $\Sigma = \Sigma_Y$, $\mu = \mu_Y$, except that its Lévy measure is that of Y truncated at a large level $R > 0$.

$$\lambda(dx) := 1_{[-R, R]^d}(x) \lambda_Y(dx) \quad (3.2)$$

Remark 8.

- (i) The main aim of this truncation is to reduce the problem of the simulation of the jumps in (Scheme) below to that of a random variable taking finitely many values.
- (ii) The precise value of R (as a function of the prescribed size of the mean-square error) will be determined later (see Sections 3.5 and 3.6). Note also that, if the jumps of Y have compact support, the truncation in (3.2) has no effect for R sufficiently large.

The weak approximation of X in (Scheme) is based on the following representation into a sum of independent processes $W = (W_t)_{t \geq 0}$ and $X^\lambda = (X_t^\lambda)_{t \geq 0}$.

$$X_t = \mu t + \sigma W_t + X_t^\lambda \quad (3.3)$$

where $(W_t)_t$ is a standard d -dimensional Brownian motion, the matrix σ is a square root of Σ (i.e. $\sigma \sigma^T = \Sigma$) and X^λ is the pure-jump component of the process.

The infinitesimal generator of X^λ is given by (see (Sato 2013, p. 208, Thm 31.5)):

$$\forall f \in C_0^2, \quad \forall x \in \mathbb{R}^d, \quad (L^\lambda f)(x) = \int_{\mathbb{R}^d} \left[f(x+y) - f(x) - \sum_{j=1}^d y_j \partial_j f(x) 1_{[-V, V]}(y) \right] \lambda(dy)$$

3.4. Continuous-Time Markov Chain Scheme. We define a continuous-time Markov chain (CTMC) $X^{h(\lambda)}$ approximating the pure-jump part of the process X^λ in decomposition (3.3).

Let $h \in (0, 1)$ and consider the CTMC $(X_t^h)_{t \geq 0}$ having state space $\mathbb{Z}_h^d = h\mathbb{Z}^d = \{hk : k \in \mathbb{Z}^d\}$, initial state $X_0^h = 0$ and an infinitesimal generator L_λ^h given by a spatially homogeneous Q -matrix Q^h defined as (see Mijatović, Vidmar, and Jacka (2012) for more details):

$$Q_{ss'}^h = \begin{cases} c_{s-s'}^h & \text{if } s - s' \neq 0. \\ -\lambda(\mathbb{R}^d \setminus A_0^h), & \text{if } s - s' = 0 \end{cases} \quad (3.4)$$

where we have the following notations:

- for any $s \in \mathbb{Z}_h^d$,

$$A_s^h := \prod_{j=1}^d I_{s_j}^h, \text{ where, for any } r \in \mathbb{Z}_h, I_r^h = \begin{cases} [r - h/2, r + h/2] & \text{if } r < 0. \\ [-h/2, h/2] & \text{if } r = 0. \\ (r - h/2, r + h/2] & \text{if } r > 0. \end{cases} \quad (3.5)$$

- for $s \in \mathbb{Z}_h^d \setminus \{0\}$, we set $c_s^h := \lambda(A_s^h)$

The approximation process $(X_t^h)_t$ of $(X_t)_t$ is defined by the following scheme:

$$X_t^h := (\mu + \tilde{\mu})t + \sigma W_t + c^h B_t + X_t^{h(\lambda)} - \mu^{h(\lambda)}t \quad (\text{Scheme})$$

where W and B are two independent d -dimensional Brownian motions, independent of the CTMC $X^{h(\lambda)}$ constructed as in Section 3.4 and c^h is a square-root of the non-negative definite matrix C^h which components are given by:

$$C_{i,j}^h := \int_{A_0^h} x_i x_j 1_{[-V, V]^d}(x) \lambda(dx) \quad (3.6)$$

This makes $C^h \in \mathbb{R}^{d \times d}$ a symmetric, non-negative definite matrix. Let $c^h \in \mathbb{R}^{d \times d}$ be $c^h := U\Lambda^{1/2}$ where $C^h = U\Lambda U^T$ is the eigen decomposition of C^h with Λ a diagonal matrix with non-negative elements and U a real orthogonal matrix. Note that $C^h = c^h c^{hT}$ and $\Sigma = \sigma\sigma^T$.

Remark 9. The Brownian motions $(W_t)_{t \geq 0}$ and $(B_t)_{t \geq 0}$ are independent, hence $(\sigma W_t + c^h B_t)_{t \geq 0}$ is equal (in law) to $(\phi_h \tilde{W}_t)_{t \geq 0}$ where $(\tilde{W}_t)_{t \geq 0}$ is a Brownian motion and ϕ_h is a square-root of $\Sigma + C_h$, i.e. $\phi_h^T \phi_h = \Sigma + C_h$.

The coordinates of the vector $\tilde{\mu}$ are given by:

$$\tilde{\mu}_j = \int_{\mathbb{R}^d \setminus [-V, V]^d} y_j \lambda(dy), \quad j \in \{1, \dots, d\}.$$

Furthermore, we have a well-defined drift vector of the compound Poisson process $X^{h(\lambda)}$ given by

$$\mu^{h(\lambda)} := \sum_{s \in \mathbb{Z}^d \setminus \{0\}} s \lambda(A_s^h). \quad (3.7)$$

Note that, due to the truncation in (3.2), the components of $\tilde{\mu}$ are finite and the sum in (3.7) possesses only finitely many summands (and hence is finite).

Remark 10. The drift correction $\tilde{\mu}$ appears in (Scheme) due to the representation of the Lévy triplet with respect to the cut-off function $\tilde{c} = 1_{[-V, V]^d}$. The characteristics triplet of X , $(\Sigma, \lambda, \mu)_{\tilde{c}}$, can be expressed as $(\Sigma, \lambda, \mu + \tilde{\mu})_{\mathbb{R}}$. Hence, the drift in our scheme is nothing other than what is known as the “center” drift² of the process X .

Remark 11. Note that, for each coordinate of the vector $\mu^{h(\lambda)}$, the formula (3.7) simplifies to the sum over the coordinates s^i (of the i -th axis) of the product of s^i and the i -th marginal tail integral of the (truncated) Lévy measure λ on the interval $[s^i - \frac{h}{2}, s^i + \frac{h}{2}]$. Consequently, it suffices to compute $n \times d$ terms instead of n^d terms as in formula (3.7).

3.5. Monte-Carlo algorithm. The expectation $\mathbb{E}[f(Y)]$ is approximated by the estimator:

$$\widehat{S}_{n,h} = \frac{1}{n} \sum_{i=1}^n f(X^{h,(k)}) \quad (3.8)$$

where $X^{h,(1)}, X^{h,(2)}, \dots, X^{h,(n)}$ are n independent copies of X^h given by (Scheme).

The simulation of the path of X^h follows a two-step procedure:

Algorithm 1 Simulation of $X^{h,(k)}$

- 1: (1a) Draw a Poisson random variable $\mathcal{N} \sim \mathcal{P}(\nu)$ with $\nu = T \times \lambda(\mathbb{R}^d \setminus A_0^h)$
 (2b) Draw \mathcal{N} IID jump sizes from the probability mass function on \mathbb{Z}_h^d proportional to:

$$s \rightarrow \lambda(A_s^h), s \in \mathbb{Z}_h^d \quad (3.9)$$

- 2: Simulate the required Brownian increments
-

²A straightforward calculation yields $\gamma + \tilde{\mu} = \bar{\gamma} + \int_{\mathbb{R}^d \setminus [-V, V]^d} x \lambda(dx) := \gamma_c$ where $\bar{\gamma}$ is the drift corresponding to the cut-off function $c(x) = 1_{|x| \leq 1}$ and γ_c is the center drift corresponding to the cut-off function $c(x) = 1_{\mathbb{R}^d}(x)$.

Remark 12.

- (i) The first step of the algorithm above corresponds to the jump chain-holding time construction of CTMCs. The key point is that the jumps of the CTMC $X^{\lambda(h)}$ take values in the finite set $[-R, R] \cap \mathbb{Z}_h^d$ and can be simulated efficiently in the multidimensional context: the jumps are IID random variables taking at most a constant multiple of $(R/h)^d$ values and can hence be simulated at most

$$\mathcal{O}(d(\log R + \log 1/h))$$

steps. The simplest such simulation algorithm is based on the complete binary tree method but further improvements (like Huffman's tree, the Alias and the Table Look-up methods) are possible, see the monograph [Devroye \(2013\)](#) for possible algorithms for the simulation of finite-valued random variables. Furthermore, it follows from [Devroye \(2013\)](#) that it is not always necessary to compute the normalizing constant of the distribution $s \rightarrow \lambda(A_s^h)$ in order to carry out the simulation.

- (ii) The simulation of the sample path of the CTMC $X^{\lambda(h)}$ might require pre-computations, most notably of the mass function proportional to (3.9). These point masses are linear combinations of tail integrals of the Lévy measure, which are directly available in the case the multidimensional Lévy measure λ_Y (and hence its truncation λ given in (3.2)) is specified via a Lévy copula (see the seminal paper [Kallsen and Tankov \(2004\)](#) for details). As shown in ([Kallsen and Tankov 2004](#), Thm 3.6), Lévy copulas provide a natural and completely general way of specifying multidimensional Lévy measures. Hence the Monte-Carlo algorithm in (1) can be used to simulate **any** Lévy process, as long as its Lévy measure can be expressed in terms of a Lévy copula in a tractable way.
- (iii) In the Monte-Carlo algorithm 1 we assume that we can evaluate the path-functional f on the simulated path of X^h . This is true if for example f depends on the values of the process at an arbitrary but finite set of times. If this is not the case (e.g. f is the payoff of an Asian option), a further discretization is needed. This straightforward extension appears naturally in the Euler scheme for Lévy-driven SDEs and is hence incorporated in the analysis in Section 4.4 below. For the sake of the exposition, in this Section we assume that the expected number of steps required to evaluate $f(X^h)$ is $\mathcal{O}(\lambda_Y(\mathbb{R}^d \setminus A_0^h))$ as $h \rightarrow 0$, i.e. a constant factor times the expected number of jumps of X^h .

Remark 13. Note that there are two ways to simulate the jumps: either simulate the arrival times and then the corresponding jump values or simulate the number of jumps and then the jump values. The latter case is simpler and can be used if the functional f does not depend on the arrival times, e.g. when f is the payoff of a call option, it only depends on the final value of the spot underlying, that is only on the sum of all the jump increments. If f depends on the structure of the path, e.g. f is the payoff of a CDS product (whose time to default can be modeled as the first time of a large negative instantaneous jump, as in Section 2.1 below), then the simulation of the arrival times is needed.

3.6. Error analysis of the Monte-Carlo algorithm 1. The mean-square error of the estimator (3.8) is defined as the L^2 -distance between the constant $\mathbb{E}[f(Y)]$ and the random variable $\hat{S}_{n,h}$.

$$MSE(\hat{S}_{n,h}) := \mathbb{E} \left[\left(\mathbb{E}[f(Y)] - \hat{S}_{n,h} \right)^2 \right] = Bias(h)^2 + \frac{1}{n} \text{Var}(f(X^h)) \quad (3.10)$$

where the bias, given by:

$$Bias(h) := \left| \mathbb{E}[f(Y)] - \mathbb{E}[f(X^h)] \right| \quad (3.11)$$

depends only on h while the variance depends (asymptotically) only on the number of simulations n (see Section 3.7). The task is now to control the two terms separately.

Since $f \in Lip(1)$, it holds that:

$$Bias(h) \leq \mathbb{E} \left[\sup_{t \in [0, T]} \|Y_t - X_t\|_\infty \right] + \underbrace{\left| \mathbb{E}[f(X)] - \mathbb{E}[f(X^h)] \right|}_{:= Bias_X(h)} \quad (3.12)$$

The following lemma and proposition provide a bound for the first and second terms on the right hand side of this inequality (their proof is in Appendix A.2).

Lemma 3.1. *Recall that Y satisfies condition (AS1) and X is defined as in Section 3.3. The following inequality holds:*

$$\mathbb{E} \left[\sup_{t \in [0, T]} \|Y_t - X_t\|_\infty \right] \leq T\kappa(R), \quad \text{where } \kappa(R) := \int_{\mathbb{R}^d \setminus A_0^R} \|x\|_\infty \lambda_Y(dx)$$

Furthermore, it holds that $\kappa(R) = o(1)/R$ as $R \rightarrow \infty$.

$\|\cdot\|_\infty$ denotes the standard supremum norm: $\|x\|_\infty := \sup(|x_i|, i = 1, \dots, d)$.

Remark 14. The function $\kappa(R)$ may, in specific examples, decay faster than stated; e.g. if λ_Y has exponential tails, $\kappa(R)$ will decay exponentially (see (3.5) for the definition of A_0^R).

According to (3.11) and Lemma 3.1, controlling the bias of the estimator (3.8) amounts to establishing a bound on the difference:

$$\text{Bias}_X(h) = |\mathbb{E}[f(X)] - \mathbb{E}[f(X^h)]|$$

for the Lévy process X defined in Section 3.3 and X^h given by (Scheme). This is achieved in Proposition 3.2 below whose proof is deferred to Appendix A.2.2.

Proposition 3.2.

(I) Assume that for some $\theta \geq 1$, we have:

$$\int_{A_0^h} \langle y', x \rangle^2 \lambda_Y(dx) \leq \theta \int_{A_0^h} \langle y, x \rangle^2 \lambda_Y(dx)$$

for any $y, y' \in \mathbb{R}$ with $|y| = |y'| = 1$.

Then the following inequality holds for any time horizon $T > 0$ and all small $h > 0$

$$\text{Bias}_X(h)^2 \leq 8Th^2 \lambda_Y(\mathbb{R}^d \setminus A_0^h) + 2 \frac{h^2 \theta}{c_1} \left(2 + c_2 \log \max \left\{ e, \frac{T}{h^2} \int_{A_0^h} |x|^2 \lambda_Y(dx) \right\} \right)^2$$

where constant c_1 and c_2 depend only on the dimension d of the Lévy process Y .

(II) If in addition Y satisfies (AS2) and the Blumenthal-Gettoor index β is in $[0, 2)$, then for any $h < \exp(\beta)$

$$\text{Bias}_X(h)^2 \leq h^{2-\beta} \left[8T\aleph + 8h^\beta \frac{\theta}{c_1} (2 + c_2 \log^2(\aleph T) + c_2^2 \beta^2 \log^2(1/h)) \right]$$

Remark 15.

(i) Under assumption (AS2), the following limits hold: $\lim_{h \downarrow 0} h^2 \lambda_Y(\mathbb{R}^d \setminus A_0^h) = 0$ and $\lim_{h \downarrow 0} \int_{A_0^h} |x|^\beta \lambda_Y(dx) = 0$. The same holds for the truncated Lévy measure λ in (3.2).

(ii) The condition $\int_{[-1,1]} |x|^\beta \lambda_Y(dx) < \infty$, which is satisfied e.g. if λ_Y has density in some neighborhood of the origin in \mathbb{R}^d asymptotically equivalent to $x \rightarrow |x|^\delta$ for some power δ , implied the assumption in (AS2).

The claims in Remark 15 are proven in Appendix A.2.2.

The next proposition provides an upper bound for the variance of the estimator (3.8) (the proof is given in Appendix A.2):

Proposition 3.3. Under (AS1) and (AS2), the following inequality holds for all $h > 0$ and any $f \in \text{Lip}(1)$

$$\text{Var}(f(X^h)) \leq 3 \left(2T^2(|\mu|^2 + M_\mu^2) + 8Td\|\sigma\|_\infty^2 + 4T \int_{\mathbb{R}^d} |x|^2 \lambda_Y(dx) + 12dT\aleph h^{2-\beta} \right)$$

where $M_\mu = \int_{\mathbb{R}^d \setminus [-V, V]^d} \|y\|_1 \lambda_Y(dx)$

Remark 16. Recall that by definition V is either 1 or 0, the latter only if $\int_{[-1,1]} |x| \lambda_Y(dx) < \infty$.

3.7. Complexity analysis of the Monte-Carlo algorithm 1. Under (Scheme), the form of the mean-square error in Lemma 3.1, Proposition 3.2 and Proposition 3.3 imply that:

$$\text{MSE}(\widehat{S}_{n,h}) \leq \frac{D_V}{n} + D_B h^{2-\beta} + \frac{D_T}{R^2} \quad (3.13)$$

for the constants $D_V = (T \vee 1)^2 d^3 D_0$, $D_B = (T \vee 1) d D_0$, $D_T = T D_0$, where D_0 depends neither on the time horizon T nor on the dimension d . Given a root mean-square error ϵ , we can distribute it equally among the summands leading to:

$$h = (3D_B)^{-1/(2-\beta)} \epsilon^{2/(2-\beta)}, \quad R = \sqrt{3D_T} \epsilon^{-1}, \quad n = \lceil 3D_V \epsilon^{-2} \rceil \quad (3.14)$$

By Remark 12 (i) and (iii) and the definition in (Scheme), the expected cost \mathcal{C}_h of generating a value of $f(X^h)$ satisfies:

$$\mathcal{C}_h \leq D_1 T \lambda(\mathbb{R}^d \setminus A_0^h) d [1 + \log(R/h)] \leq D_1 \aleph T h^{-\beta} d [1 + \log(R/h)] \quad (3.15)$$

where the constant $D_1 > 0$ depends neither on the process Y nor on T, d , and the second inequality comes from (AS2). In this estimate, we assume that the generation of a Poisson random variable with intensity $T \lambda(\mathbb{R}^d \setminus A_0^h)$ can be carried out in $\mathcal{O}(1)$ steps for any $h > 0$ (see e.g. Devroye (2013)) and that the Brownian increments and the functional evaluation of f require at most $\mathcal{O}(dT \lambda(\mathbb{R}^d \setminus A_0^h))$ operations. Hence the computational complexity

$\mathcal{C}(\epsilon) = n\mathcal{C}_h$ of the Monte-Carlo algorithm in (1), i.e. the expected cost required to ensure $MSE(\hat{S}_{n,h}) \leq \epsilon^2$, is by (3.13)–(3.15) bounded above by:

$$\mathcal{C}(\epsilon) \leq D_2 \epsilon^{-2-2\beta/(2-\beta)} [\log(1/\epsilon) + D_3] \quad (3.16)$$

since by (3.14) it holds that $1 + \log(R/h) = [\log(1/\epsilon) + D_3](4 - \beta)/(2 - \beta)$, where the constants equal

$$D_2 := D_1 T \aleph (3D_B)^{\beta/(2-\beta)} (1 + 3D_V) \frac{4-\beta}{2-\beta}, \quad D_3 := \left(1 + \log\left(\sqrt{3D_T} (3D_B)^{1/(2-\beta)}\right)\right) \frac{2-\beta}{4-\beta}$$

Note that all the constants that appear in (3.16) depend explicitly on the characteristics of the process Y and the parameters T and d .

4. MULTILEVEL MONTE-CARLO ALGORITHM FOR LÉVY-DRIVEN SDES

4.1. The need for coupling. In Section 3 we developed a Monte-Carlo algorithm for computing expectations of the path-functionals of Lévy processes and found its complexity (3.16). In order to reduce it, it is natural to attempt to apply ideas from the multilevel Monte-Carlo to the estimator in 3.8.

The first step in MLMC towards computing $\mathbb{E}[f(Y)]$ is to approximate it by $\mathbb{E}[f(X^{h_L})]$ and use the telescopic sum $\mathbb{E}[f(X^{h_L})] = \mathbb{E}[f(X^{h_0})] + \sum_{l=1}^L \mathbb{E}[f(X^{h_l}) - f(X^{h_{l-1}})]$, where X^h is a stochastic approximation of Y , which converges weakly to Y as $h \rightarrow 0$. Here $L \in \mathbb{N}^*$ is a fixed number of levels, $h_l = h_0 2^{-l}$, $l = 0, 1, \dots, L$, for some $h_0 > 0$ and the MLMC estimator \hat{S} is the unbiased estimator of the right-hand side (cf. Section 4.3 below) with the mean-square error:

$$MSE(\hat{S}) = |\mathbb{E}[f(Y)] - \mathbb{E}[f(X^{h_L})]|^2 + \frac{1}{N_0} \text{Var}[f(X^{h_0})] + \sum_{l=1}^L \frac{1}{N_l} \text{Var}[f(X^{h_l}) - f(X^{h_{l-1}})]$$

Note in particular that this representation of $MSE(\hat{S})$ assumes that (1) the random elements $X^{h_0}, (X^{h_l}, X^{h_{l-1}}), l = 1, \dots, L$, are independent, which is easy to satisfy, and, more importantly, that (2) each pair $(X^{h_l}, X^{h_{l-1}})$ is defined jointly on some probability space. To apply Giles' Complexity Theorem (see Giles (2015)), the following type of bounds are sought:

$$\text{Var}\left[f\left(X_T^{h_l}\right) - f\left(X_T^{h_{l-1}}\right)\right] \leq C_2 h_l^B, \quad \left|\mathbb{E}\left[f\left(X_T^{h_l}\right) - f\left(Y_T\right)\right]\right| \leq C_1 h_l^A, \quad C_h \leq C_3 h^{-G} \quad (4.1)$$

where C_h denotes the expected computational cost of simulating one realization of X_T^h . The computational complexity $\mathcal{C}(\epsilon)$ of the multilevel estimator needed to achieve the accuracy ϵ (in terms of the root mean-square error) is proportional to $\epsilon^{-2} (\log \epsilon)^2$ if $B = G$ and $\epsilon^{-2-(G-B)/A}$ if $B < G$.

Remark 17. The standard way of checking the level variance satisfies assumption (4.1) is to prove that the underlying approximation scheme has weak convergence of order A and strong convergence of order $B/2$. Indeed, in this case it holds that:

$$\text{Var}\left[f\left(X_T^{h_l}\right) - f\left(X_T^{h_{l-1}}\right)\right] \leq \mathbb{E}\left[\left|X_T^{h_l} - Y_T\right|^2\right] + \mathbb{E}\left[\left|X_T^{h_{l-1}} - Y_T\right|^2\right] \leq 2C_0 h_{l-1}^B$$

for any $f \in Lip(1)$ and some constant $C_0 > 0$. However, as noted before, our approximation (Scheme) from Section 3 is weak. In order to circumvent the issue of its strong convergence to the limiting process Y , we introduce a coupling between consecutive approximation levels of (Scheme), which (a) ensures that the two processes are strongly dependent, thus enabling us to prove directly that the level variance decays sufficiently fast without having to refer to the strong limit and (b) allows us to jointly simulate the pair of processes from the neighboring levels. In the next section, we give an intuitive description of this coupling and its basic properties.

4.2. Intuitive description of the coupling of X^h and X^{2h} and its fundamental properties. The aim is to define the processes X^h and \tilde{X}^{2h} , marginally given by (Scheme) for h and $2h$, on the same probability space so that their respective trajectories stay close to each other with as high probability as possible. It is intuitively clear that such a property would reduce the variance of the difference $f(X^{h_l}) - f(X^{h_{l-1}})$.

Coupling by:

$$\begin{aligned} X_t^h &= (\mu + \tilde{\mu})t + \sigma W_t + c^h B_t + X_t^{h(\lambda)} - \mu^{h(\lambda)} t \\ \tilde{X}_t^{2h} &= (\mu + \tilde{\mu})t + \sigma W_t + c^{2h} B_t + \tilde{X}_t^{2h(\lambda)} - \mu^{2h(\lambda)} t \end{aligned}$$

based on the same Brownian motions W and B is a natural choice. The key construction, given in Section 4.5 below, defines a coupling of the compound Poisson processes $X^{h(\lambda)}$ and $\tilde{X}^{2h(\lambda)}$.

The basic idea is to define the paths of $\tilde{X}^{2h(\lambda)}$ using those of $X^{h(\lambda)}$ and some ‘‘additional randomness’’ independent of the process $X^{h(\lambda)}$. Put differently, as we shall see in Section 4.5, we both thin and transform the Poisson point

process of jumps of $X^{h(\lambda)}$ to obtain a trajectory of $\tilde{X}^{2h(\lambda)}$. More precisely, if a jump size s of $X^{h(\lambda)}$ is in \mathbb{Z}_{2h}^d (it is also in \mathbb{Z}_h^d), then we take that jump also to be a jump of $\tilde{X}^{2h(\lambda)}$. If not (i.e. $s \in \mathbb{Z}_h^d \setminus \mathbb{Z}_{2h}^d$), then we use an independent random variable to determine a point \tilde{s} in \mathbb{Z}_{2h}^d , which is close to s , and define the jump of $\tilde{X}^{2h(\lambda)}$ to be \tilde{s} . Our construction of the coupling allows us to control the difference in jump sizes of the processes $X^{h(\lambda)}$ and $\tilde{X}^{2h(\lambda)}$. In fact this difference is bounded above by h . In particular, thinning of the Poisson point process of jumps of $X^{h(\lambda)}$ may occur with positive probability at a jump time of $X^{h(\lambda)}$ only if that jump of $X^{h(\lambda)}$ is of the size h according to the norm $\|\cdot\|_\infty$ (see Remark 25 below for a precise description).

In order to base a successful MLMC scheme on the coupling we have just described, we need to be able to (1) efficiently simulate the process (X^h, \tilde{X}^{2h}) and (2) control the level variances:

- (1) First simulate the trajectories of X^h . At every jump time t of X^h , conditional on the jump size $\Delta X_t^h = s \in \mathbb{Z}_h^d \setminus \mathbb{Z}_{2h}^d$, the difference in jump sizes $\Delta \tilde{X}_t^{2h} - \Delta X_t^h$ is distributed according to the mass function $p^\lambda(s, m) = \frac{\lambda(A_s^{2h} \cap A_s^h)}{\lambda(A_s^h)}$ where $m \in \mathbb{Z}_{2h}^d$, such that $\|m\|_\infty = h$ and $s + m \in \mathbb{Z}_{2h}^d$, and the boxes of the form A_s^h are defined in (3.5). A pictorial description of this coupling of jump sizes is presented in Figure (7). It is important to note that the mass function $p(s, \cdot)$ is explicit in the Lévy measure of X and non-zero only on a finite set. Furthermore, $p(s, \cdot)$ is easily computable if the jumps of X are described by a Lévy copula making the coupling easy to simulate. Also note that, as stated in Remark 13, the precise knowledge of the jump times might not be required, and that only the jump sizes play a part in the coupling.
- (2) If the process Y satisfies (AS1) and (AS2), and its Blumenthal-Gettoor index β , defined in (3.1), is in the interval $[0, 2)$, for all $h > 0$, it holds:

$$\text{Var} \left(f(X^h) - f(\tilde{X}^{2h}) \right) \leq D_V^{ML} h^{2-\beta}, \quad \text{with: } D_V^{ML} := 80dT\aleph \quad (4.2)$$

making the MLMC scheme feasible. A more general result on the asymptotic behavior of the level variance is given in Proposition 4.3 below.

4.3. The multilevel Monte-Carlo algorithm. In this Section, we develop a multilevel version of the Monte-Carlo algorithm described in Section 3, based on the coupling from Section 4.5.

Given the Monte-Carlo algorithm 1, to compute $\mathbb{E}[f(Y)]$ at a lower computational cost, it is natural to define a multilevel scheme in space (rather than time) as follows: for $L \in \mathbb{N}^*$, fix a sequence $h_l := h_0 2^{-l}$, $l = 0, 1, \dots, L$, for some $h_0 \in (0, 1]$. Let Y satisfies (AS1) and then define the multilevel estimator \hat{S} by:

$$\hat{S} := \frac{1}{N_0} \sum_{k=1}^{N_0} f(X^{h_0, (k)}) + \sum_{l=1}^L \frac{1}{N_l} \sum_{k=1}^{N_l} \left[f(X^{h_l, (k)}) - f(\tilde{X}^{h_{l-1}, (k)}) \right] \quad (4.3)$$

In (4.3) we simulate N_0 independent copies $X^{h_0, (1)}, \dots, X^{h_0, (N_0)}$ of X^{h_0} given in (Scheme) and N_l independent copies $(X^{h_l, (k)}, \tilde{X}^{h_{l-1}, (k)})$ of the process $(X^{h_l}, \tilde{X}^{h_{l-1}})$ defined in (4.16). The simulation of the coupled compound Poisson processes in (4.16) is carried out as described in Theorem A.3. The simulated processes $X^{h_0}, (X^{h_1}, \tilde{X}^{h_0}), \dots, (X^{h_l}, \tilde{X}^{h_{l-1}})$ are assumed to be independent. As in the Monte-Carlo algorithm 1, we assume that we can evaluate the path-functional f on any simulated trajectory of the process X^{h_l} .

Algorithm 2 Simulation of $(X^{h_l}, \tilde{X}^{h_{l-1}})$

for each level l in $[0, L]$

- 1: Simulate the jumps of X^{h_l} as in Algorithm 1
 - 2: For each jump size of X^{h_l} , use the coupling described in (4.16) to simulate the jump size of $\tilde{X}^{h_{l-1}}$
 - 3: Simulate the Brownian motion increments
-

It follows from the coupling in Theorem A.3 that the laws of \tilde{X}^{l-1} and X^{l-1} coincide and hence $\mathbb{E}[\hat{S}] = \mathbb{E}[f(X^{h_0})] + \sum_{l=1}^L \mathbb{E}[f(X^{h_l}) - f(\tilde{X}^{h_{l-1}})] = \mathbb{E}[f(X^{h_L})]$. Therefore the mean-square error $MSE(\hat{S}) = \mathbb{E} \left[\left(\mathbb{E}[\hat{S}] - \hat{S} \right)^2 \right]$ takes the form:

$$MSE(\hat{S}) = \text{Bias}(h_L)^2 + \frac{V_0}{N_0} + \sum_{l=1}^L \frac{V_l}{N_l}, \quad \text{where } V_l := \text{Var} \left[f(X^{h_l}) - f(\tilde{X}^{h_{l-1}}) \right] \quad (4.4)$$

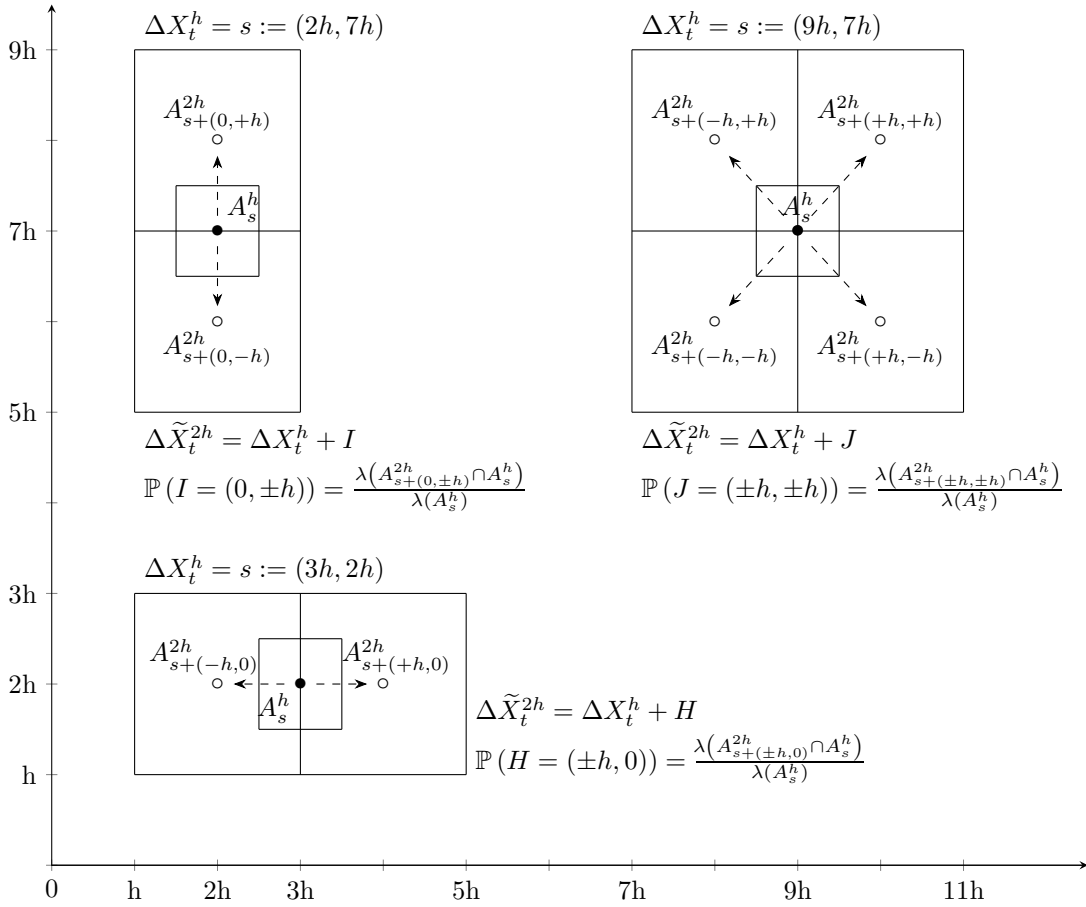


FIGURE 7. This figure gives a graphical description of the coupling (X^h, \tilde{X}^{2h}) . More precisely it depicts the coupling of the jumps of the two chains in the case ΔX_t^h is in the set $\mathbb{Z}_h^d \setminus \mathbb{Z}_{2h}^d$ (here $d = 2$ and recall that box A_s^h is defined in (3.5)). If $\Delta X_t^h \in \mathbb{Z}_{2h}^d$, then the jumps of the coupled chains coincide. The random variables I, J, H are independent of the jump ΔX_t^h with distributions given in the figure, making the coupling very easy to simulate.

for $l = 1, \dots, L$, $Bias(h_l)$ is defined in (3.11) and $V_0 := \text{Var}[f(X^{h_0})]$.

In order to perform the complexity analysis of the multilevel estimator in (4.3), we need to bound the expected costs $\mathcal{C}_l, l = 1, \dots, L$ (resp. \mathcal{C}_0) for computing a sample path of the process $(X^{h_l}, \tilde{X}^{h_{l-1}}), l = 1, \dots, L$ (resp. X^{h_0}) defined in (4.16) (resp. (Scheme)). Under (Scheme), the cost \mathcal{C}_0 is equal to \mathcal{C}_{h_0} and has been estimated in (3.15) in terms of h_0 and the truncation level R . Furthermore, it follows from Theorem A.3, that the expected computational cost \mathcal{C}_l of simulating $f(X^{h_l}) - f(\tilde{X}^{h_{l-1}})$, where the coupling $(X^{h_l}, \tilde{X}^{h_{l-1}})$ is given in (4.16), satisfies:

$$\mathcal{C}_l \leq T \lambda(\mathbb{R}^d \setminus A_0^{h_l}) D_1^{ML} d(1 + \log(R/h_l)) \leq d T \mathfrak{N} D_1^{ML} h_l^{-\beta} (1 + \log(R/h_l)) \quad (4.5)$$

for any $l = 1, \dots, L$ and some constant $D_1^{ML} \geq D_1 > 0$ that, as in (3.15), depends neither on the process Y nor on T, d . The second inequality in (4.5) follows from (AS2). Note that by (3.15) the bounds in (4.5) holds also for $l = 0$. We now derive a bound for the minimal total expected cost $\mathcal{C}^{ML}(\epsilon) = \sum_{l=0}^L N_l \mathcal{C}_l$, under the constraint $MSE(\hat{S}) \leq \epsilon^2$. Stipulating that $Bias(h_L)^2 \leq \epsilon^2/2$, we can, as shown by Giles in Giles (2015), treat N_l as continuous variables and use the Lagrange multipliers, yielding to:

$$\mathcal{C}^{ML}(\epsilon) = \epsilon^2 \left(\sum_{l=0}^L \sqrt{V_l \mathcal{C}_l} \right) \quad (4.6)$$

Hence it is key to determine whether a bound on the function $l \rightarrow V_l \mathcal{C}_l$ is increasing, decreasing, or constant in l . Recall that the constant D_V (resp. D_V^{ML}) is given in (3.13) (resp. (4.5)). For any $l = 0, 1, \dots, L$, the following

inequality holds:

$$V_l \mathcal{C}_l \leq \bar{D} [\log(1/\epsilon) + D_3] 2^{-(2-2\beta)/l}, \quad \text{where: } \bar{D} := (D_V^{ML} + D_V) dT \mathfrak{N} D_1^{ML} \frac{4-\beta}{2-\beta} h_0^{-\beta} \quad (4.7)$$

by the representation for $1 + \log(R/h_l)$ following (3.16). Analogous to (3.14), the control on the bias of the MLMC scheme in (4.3) requires $R = \sqrt{3D_T} \epsilon^{-1}$ and $h_l = (3D_B)^{-1/(2-\beta)} \epsilon^{2/(2-\beta)}$. As $h_L = h_0 2^{-L}$, we hence find that the number of levels L in our MLMC scheme is bounded above by:

$$L \leq \left\lceil \frac{\log 3D_B h_0^{2-\beta} - 2 \log \epsilon}{(2-\beta) \log 2} \right\rceil \quad (4.8)$$

where $\lfloor x \rfloor$ denotes the smallest integer n such that $n \leq x < n+1$.

In the case of our scheme (4.3), the representation of $\mathcal{C}^{ML}(\epsilon)$ in (4.5) can be bounded above by:

$$\mathcal{C}^{ML}(\epsilon) \leq \bar{D} \epsilon^{-2} (\log(1/\epsilon) + D_3) \times \begin{cases} D_5, & 0 \leq \beta < 1 \\ \log^2(1/\epsilon), & \beta = 1 \\ D_6 \epsilon^{-4(\beta-1)/(2-\beta)}, & 1 < \beta < 2 \end{cases} \quad (4.9)$$

where $D_5 = (1 - 2^{-(1-\beta)})^{-2}$ and $D_6 = D_5 (h_0 (3D_B)^{1/(2-\beta)})^{2(\beta-1)}$.

4.4. MLMC for Lévy-driven SDE. Let Y be a \mathbb{R}^d -valued Lévy process from Section 3.2 with the Lévy triplet $(\Sigma_Y, \lambda_Y, \mu_Y)_{\bar{\mathcal{C}}}$. Consider the Lévy-driven stochastic equation

$$Z_t = z_0 + \int_0^t a(Z_{s-}) dY_s, \quad z_0 \in \mathbb{R}^m \quad (4.10)$$

Following Dereich (2011) we assume the coefficient $a : \mathbb{R}^m \rightarrow \mathbb{R}^{m \times d}$ and the driving Lévy process Y satisfy

$$|a(z) - a(z')| \leq K |z - z'|, \quad \max\{|a(z_0)|, |\mu_Y|, |\Sigma_Y|\} \leq K, \quad \int_{\mathbb{R}^d} |x|^2 \lambda(dx) \leq K^2 \quad (4.11)$$

for all $z, z' \in \mathbb{R}^m$ and some constant $K \in (0, \infty)$ ($|M|$ denoting the Frobenius norm for a matrix M). Under these assumptions, the SDE (4.10) has a unique strong solution $Z = (Z_t)_{t \in [0, \infty)}$ (see e.g. Applebaum (2009)).

4.4.1. Monte-Carlo algorithm. The aim is to compute the expectation $\mathbb{E}[f(Z)]$ via a Monte-Carlo approximation that combines the algorithm in Dereich (2011) with (Scheme) for the driving Lévy process Y . More precisely, fix $h, \epsilon > 0$ and define random times $T_j^h, j \in \mathbb{N}$, recursively as follows:

$$T_0^h := 0 \text{ and } T_j^h := \inf\{t > T_{j-1}^h : \Delta X_t^h \neq 0 \text{ or } t = T_{j-1}^h + \epsilon\}, j \in \mathbb{N}^* \quad (4.12)$$

where X^h is defined in (Scheme). The Euler Scheme approximation Z^h to the solution Z of SDE (4.10) is defined recursively by

$$Z_{T_{j+1}^h}^h = Z_{T_j^h}^h + a\left(Z_{T_j^h}^h\right) \left(X_{T_{j+1}^h}^h - X_{T_j^h}^h\right), \text{ for any } j \in \mathbb{N} \quad (4.13)$$

and can hence be simulated if the increments of X^h can be simulated. It is natural to define $\epsilon := h^\beta$ (see Remark 18 below), where β is the Blumenthal-Gettoor index of the Lévy driver Y . In order to approximate the expectation $\mathbb{E}[f(Z)]$, we simulate $n \in \mathbb{N}^*$ IID copies $X^{h,(1)}, \dots, X^{h,(n)}$ of X^h from (Scheme) by applying the algorithm in Section 3.5 over each time interval $[T_j^h, T_{j+1}^h]$ with $T_j^h \leq T$. Compute the corresponding paths $Z^{h,(1)}, \dots, Z^{h,(n)}$ of the Euler scheme Z^h via (4.13), and define the estimator

$$\hat{S}_{n,h} := \frac{1}{n} \sum_{k=1}^n f\left(Z^{h,(k)}\right). \quad (4.14)$$

Since f acts on càdlàg paths, in formula (4.14) we regard $Z^{h,(k)}$ as a piecewise constant continuous-time path on the interval $[0, T]$.

Remark 18. It is natural to choose ϵ such that, asymptotically, there is a bounded number of jumps of X^h in any interval of length ϵ , i.e. $\epsilon \lambda(\mathbb{R}^d \setminus A_0^h) = \mathcal{O}(1)$ as $h \downarrow 0$. Hence (AS2) leads to the choice $\epsilon = h^\beta$.

Proposition 4.1. *Let the driving Lévy process Y in (4.10) satisfy the non-degenerative assumption on its Lévy measure λ_Y in Proposition 3.2 (I), as well as (AS1) and (AS2) with the Blumenthal-Gettoor index $\beta \in (1, 2)$. Then there exists constants $k_1, k_2 > 0$, which depend only on the dimension d , time-horizon T and constant K in (4.11), such that the following inequality holds:*

$$\text{Bias}(h)^2 = |\mathbb{E}[f(Z)] - \mathbb{E}[f(Z^h)]|^2 \leq k_1 (h^{2-\beta} + R^{-2}) \text{ and } \text{Var}(f(Z^h)) \leq k_2$$

for small $h > 0$, any sufficient $R > 0$ and any $f \in Lip(1)$.

Remark 19. Recall that R is the truncation level of the very big jumps of Y (see Section 3.3 above). The proof of Proposition 4.1, given in Appendix A.3, is based on estimating the “distance” between the Euler scheme in (4.13) and the simulation scheme in Dereich (2011). This is achieved by a natural coupling and a standard argument based on Grönwall’s lemma. The main result for the bias in Dereich (2011) is then applied to establish Proposition 4.1. The assumption $\beta \in (1, 2)$ is not essential in this argument. It however encompasses the most interesting case and shorten the proof. We also stress that the pure-jump case, i.e. $|\Sigma_Y| = 0$, is covered by the proposition.

In order to determine the computational complexity $\mathcal{C}(\epsilon)$ of the Euler scheme satisfying $MSE\left(\hat{S}_{n,h}\right) \leq \epsilon^2$, where $\hat{S}_{n,h}$ is given by (4.14) and $MSE\left(\hat{S}_{n,h}\right)$ is defined by the analogue of (3.10), we note that the expected number of breakpoints of each simulated trajectory of Z^h is bounded above two times the expected number of jumps plus one. As in Dereich (2011), we assume that $a(z)$ can be evaluated in $\mathcal{O}(1)$ steps for any $z \in \mathbb{R}^m$ and that the evaluation of f on piecewise constant paths (in time) is less than a constant multiple of the breakpoints of the path. Hence by (AS2) we have, the expected cost \mathcal{C}_h of computing $f(Z^h)$ is bounded above as in (3.15), with the constant D_1 replaced by possibly a larger constant D'_1 . Since $\mathcal{C}(\epsilon) = n\mathcal{C}_h$, Proposition 4.1 and an analogous argument to the one in Section 3.7 above imply that $\mathcal{C}(\epsilon)$ can be controlled as in (3.16) with possibly enlarged constants D_2 and D_3 .

4.4.2. Multilevel Monte-Carlo algorithm for SDE (4.10).

Proposition 4.2. Let the driving Lévy process Y in (4.10) satisfy (AS1) and (AS2) and the components of the process (Z^h, \tilde{Z}^{2h}) be each given by the recursion in (4.13), driven by the components of the coupling (X^h, \tilde{X}^{2h}) from (4.16) respectively. Then there exists a constant $k_3 > 0$, which depends only on the dimension d , the time-horizon T and constant K in (4.11), such that the inequality

$$\text{Var}\left(f(Z^h) - f(\tilde{Z}^{2h})\right) \leq k_3 h^{2-\beta}$$

holds for sufficiently small $h > 0$ and any $f \in Lip(1)$.

Remark 20. The proof of Proposition 4.2, which follows from Grönwall’s inequality, is given in Appendix A.3.

4.5. Coupling of CTMCs $X^{h(\lambda)}$ and $X^{2h(\lambda)}$ and the level variances. The convergence of X^h to X as $h \downarrow 0$, studied in Mijatović, Vidmar, and Jacka (2012) is weak. Put differently, the processes X^h and X are not defined on the same probability space. In fact, if X is a Brownian motion on some filtered probability space and X^h is a CTMC with respect to that filtration, then by e.g. (Jacka and Mijatović 2012, Lem. 2.3) X and X^h are necessarily independent for all $h > 0$, making a stronger path-wise convergence impossible. However, for any $h > 0$ it is possible to define a co-adapted coupling of X^h and X^{2h} (i.e. an adapted process (X^h, X^{2h}) on a filtered probability space with state space $\mathbb{R}^d \times \mathbb{R}^d$) such that:

- (a) the laws of the components X^h and X^{2h} are respectively given by the Q -matrices Q^h and Q^{2h} in (3.4) and
- (b) the dependence between them is strong enough to reduce the complexity of the naive Monte-Carlo algorithm via a multilevel approach.

We now define this coupling and prove that the constructed components satisfy the requirements in (a) and (b).

In this Section we apply the coupling construction described in Appendix A.5 to bound the level variances of the MLMC algorithm based on (Scheme). Our aim is to control the variance:

$$\text{Var}\left(f(X^h) - f(\tilde{X}^{2h})\right) \leq \mathbb{E}\left[\left(f(X^h) - f(\tilde{X}^{2h})\right)^2\right] \leq \mathbb{E}\left[\sup_{s \in [0, T]} \left\|X_s^h - \tilde{X}_s^{2h}\right\|_\infty^2\right] \quad (4.15)$$

where X^h and \tilde{X}^{2h} , defined on the same probability space, are in (Scheme):

$$\begin{aligned} X_t^h &= (\mu + \tilde{\mu})t + \sigma W_t + c^h B_t + X_t^{h(\lambda)} - \mu^{h(\lambda)}t \\ \tilde{X}_t^{2h} &= (\mu + \tilde{\mu})t + \sigma W_t + c^{2h} B_t + \tilde{X}_t^{2h(\lambda)} - \mu^{2h(\lambda)}t \end{aligned} \quad (4.16)$$

with the same Brownian motions W and B and the compound Poisson processes $X^{h(\lambda)}$ and $\tilde{X}^{2h(\lambda)}$ coupled as in Theorem A.3. As it will become clear in the proof of Proposition 4.3 (deferred to Appendix A.4), the level variances are controlled both by the coupling in Theorem A.3 and the bound on the covariance matrix C_h of the Brownian component of the scheme, arising from the small jumps (see (3.6)).

Proposition 4.3. Let (X^h, \tilde{X}^{2h}) be as in (4.16) and assume Y satisfies (AS1).

(I) The following inequalities hold for any time horizon $T > 0$ and all $h > 0$.

$$\text{Var} \left(f(X^h) - f(\tilde{X}^{2h}) \right) \leq 16dT h^2 \lambda_Y(\mathbb{R}^d \setminus A_0^h) + 64dT \int_{A_0^{2h}} |x|^2 \lambda_Y(dx)$$

(II) If in addition the Blumenthal-Gettoor index β of Y satisfies $\beta \in [0, 2)$ and (AS2) holds, for all $h > 0$ we have:

$$\text{Var} \left(f(X^h) - f(\tilde{X}^{2h}) \right) \leq 80dT \aleph h^{2-\beta}$$

Remark 21.

- (1) Under (AS1), Remark 15 implies that the right-hand side of the inequality in Proposition 4.3 (I) tends to 0 as $h \downarrow 0$.
- (2) The first term on the right-hand side of the inequality in Proposition 4.3 (I) bounds the difference between the levels due to the large jumps of the Lévy process X . The second term control the difference in the levels which is due to the small jumps of X .

APPENDIX A. PROOFS

A.1. Blumenthal-Gettoor index of a multidimensional Lévy process. The Blumenthal-Gettoor index of a Lévy copula is equal to $\max_i \beta_i$ where β_i is the Blumenthal-Gettoor index of the i -th margin.

Proof. Let $X = (X^1, X^2, \dots, X^d)$ be a \mathbb{R}^d -valued Lévy process with Lévy measure ν , Blumenthal-Gettoor index β and i -th marginal Lévy measure ν_i with respective Blumenthal-Gettoor index β_i .

1) $\forall x \in \mathbb{R}^d, |x| \leq \sqrt{d} \|x\|_\infty$, therefore:

$$\begin{aligned} \forall \eta \geq 0, \quad |x|^\eta &\leq d^{\eta/2} \|x\|_\infty^\eta \leq d^{\eta/2} \sum_{i=1}^d |x_i|^\eta \\ \implies \int_{|x|<1} |x|^\eta \nu(dx) &\leq d^{\eta/2} \sum_{i=1}^d \int_{|x|<1} |x_i|^\eta \nu(dx) \leq d^{\eta/2} \sum_{i=1}^d \int_{\{x \in \mathbb{R}^d, |x_i|<1\}} |x_i|^\eta \nu(dx) \\ \implies \int_{|x|<1} |x|^\eta \nu(dx) &\leq d^{\eta/2} \sum_{i=1}^d \int_{|x_i|<1} |x_i|^\eta \nu_i(dx_i) \end{aligned}$$

Hence if $\eta > \max_i \beta_i$, $\sum_{i=1}^d \int_{|x_i|<1} |x_i|^\eta \nu_i(dx) < \infty$, which yields $\eta \geq \beta$, and therefore $\max_i \beta_i \geq \beta$.

2) $\forall i, 1 \leq i \leq d, |x_i| \leq |x|$, yielding:

$$\begin{aligned} \forall \eta \geq 0, \quad |x_i|^\eta &\leq |x|^\eta \\ \implies \int_{|x_i|<1} |x_i|^\eta \nu_i(dx_i) &\leq \int_{|x_i|<1} (1 \wedge |x_i|^\eta) \nu_i(dx_i) \leq \int_{\{x \in \mathbb{R}^d, |x_i|<1\}} (1 \wedge |x|^\eta) \nu(dx) \\ \implies \int_{|x_i|<1} |x_i|^\eta \nu_i(dx_i) &\leq \int_{\mathbb{R}^d} (1 \wedge |x|^\eta) \nu(dx) \end{aligned}$$

and as: $\int_{\mathbb{R}^d} (1 \wedge |x|^\eta) \nu(dx) = \int_{|x|<1} |x|^\eta \nu(dx) + \underbrace{\int_{|x| \geq 1} \nu(dx)}_{< \infty}$, then for all $\eta > \beta$, $\int_{|x|<1} |x|^\eta \nu(dx) < \infty$, which

yields $\int_{|x_i|<1} |x_i|^\eta \nu_i(dx_i) < \infty$ and $\eta \geq \beta_i$ for all i , that is $\eta \geq \max_i \beta_i$ and $\beta \geq \max_i \beta_i$

From 1) and 2), we conclude that $\beta = \max_i \beta_i$ □

Remark 22. As in (Tankov 2004, section 4.4), we have used the fact that the measure ν'_i defined by: $\nu'_i(A) := \int_{\{x \in \mathbb{R}^d, x_i \in A\}} \nu(dx)$, for $A \in \mathcal{B}(\mathbb{R})$ coincide with the measure ν_i .

A.2. Error analysis of the Monte-Carlo algorithm (3.8).

A.2.1. Proof of Lemma 3.1.

Proof. Let $Z := Y - X$, Z is a compound Poisson process corresponding of the jumps of Y greater than R , i.e. $Z_t = \sum_{s \leq t} \Delta Y_s 1_{\{|\Delta Y_s| \geq R\}}$. where ΔY_t corresponds to the jump of Y at time t .

It follows:

$$\mathbb{E} \left[\sup_{t \in [0, T]} \|Z_t\|_\infty \right] \leq T \int_{\mathbb{R}^d \setminus A_0^R} \|x\|_\infty \lambda_Y(dx)$$

Furthermore, for all $x \in \mathbb{R}^d \setminus A_0^R$, $\|x\|_\infty/R \leq (\|x\|_\infty/R)^2 \leq (|x|/R)^2$ and therefore $\kappa(R) \leq \frac{1}{R} \int_{\mathbb{R}^d \setminus A_0^R} |x|^2 \lambda_Y(dx)$ and $\kappa(R) = o(1)/R$ as $R \rightarrow \infty$

A.2.2. *Controlling the bias of the Monte-Carlo algorithm (3.8).*

Proof of Proposition 3.2. We write the process X^λ from the decomposition in equation (3.3) as: $X^\lambda = L' + L''$ where L'' is the process of the jumps less than h of X^λ with Lévy triplet $(0, 1_{A_0^h} \lambda, 0)_{\bar{c}}$.

$L' = X^\lambda - L''$ is a compound Poisson process with intensity $\lambda(\mathbb{R}^d \setminus A_0^h)$ and compensator μ_h :

$$\mu_h = \int_{\mathbb{R}^d \setminus A_0^h} x \lambda(dx)$$

We now define a coupling between L' and $X^{h(\lambda)}$ via the process $\tilde{X}^{h(\lambda)}$.

$$\forall t \geq 0, \quad \tilde{X}_t^{h(\lambda)} := \sum_{s \leq t} \eta_h(\Delta L'_s) \quad (\text{A.1})$$

where the function $\eta : \mathbb{R}^d \rightarrow \mathbb{Z}_h^d$ is defined by:

$$\eta_h(x) = s \quad \text{if } x \in A_s^h, s \in \mathbb{Z}_h^d$$

Note that $\tilde{X}^{h(\lambda)}$ has the same law as $X^{h(\lambda)}$ and, furthermore, the difference $L' - \tilde{X}^{h(\lambda)}$ is a compound Poisson process with intensity $\lambda(\mathbb{R}^d \setminus A_0^h)$ and jump sizes at most h .

We now define a copy \tilde{X}^h of the approximation X^h from (Scheme) and represent the limit X as follow:

$$\begin{aligned} \tilde{X}_t^h &:= (\mu + \tilde{\mu})t + \sigma W_t + c^h B_t + \tilde{X}_t^{h(\lambda)} - t\mu^{h(\lambda)} \\ X_t &= (\mu + \tilde{\mu})t + \sigma W_t + L'' + L' - t\mu_h \end{aligned}$$

where B and W are standard d -dimensional Brownian motions. All the processes on the right-hand side are independent, except $c^h B$ and L'' which are coupled via the Komlós-Major-Tusnàdy coupling (see Theorem 6.1 in Dereich (2011)) and "large jump" compound Poisson processes L' and $\tilde{X}^{h(\lambda)}$ which are coupled as in equation (A.1).

Note that the process $M = (M_t)_{t \geq 0}$, given by $M_t := L'_t - t\mu_h - (\tilde{X}_t^{h(\lambda)} - t\mu^{h(\lambda)})$, is a martingale.

From the triangle inequality and given that $f \in Lip(1)$,

$$\begin{aligned} Bias_X(h)^2 &\leq \mathbb{E} \left[\sup_{t \in [0, T]} \|L''_t - c^h B_t\|_\infty + \sup_{t \in [0, T]} \|M_s\|_\infty \right]^2 \\ &\leq 2\mathbb{E} \left[\sup_{t \in [0, T]} \|L''_t - c^h B_t\|_\infty^2 \right] + 2\mathbb{E} \left[\sup_{t \in [0, T]} \|M_s\|_\infty^2 \right] \end{aligned}$$

Each component $M^{(i)}$, $i = 1, \dots, d$, of the process M has zero mean since it is a martingale. Hence:

$$\mathbb{E} \left[\left(M_T^{(i)} \right)^2 \right] = \text{Var}(M_T^{(i)}) = \text{Var} \left(\left(L'_T - \tilde{X}_T^{h(\lambda)} \right)^{(i)} \right) \leq h^2 \mathbb{E} [N_T^h] = Th^2 \lambda(\mathbb{R}^d \setminus A_0^h) \quad (\text{A.2})$$

where N^h is a Poisson process with intensity $\lambda(\mathbb{R}^d \setminus A_0^h)$. The inequality in equation (A.2) holds as $L' - \tilde{X}^{h(\lambda)}$ is a compound Poisson process with intensity $\lambda(\mathbb{R}^d \setminus A_0^h)$ and jump sizes at most h .

Furthermore Doob's inequality applied to the non negative submartingale $|M^{(i)}|$ gives $\mathbb{E} \left[\sup_{t \in [0, T]} \left(M_t^{(i)} \right)^2 \right] \leq 4\mathbb{E} \left[\left(M_T^{(i)} \right)^2 \right]$, leading to:

$$\mathbb{E} \left[\sup_{t \in [0, T]} \|M_s\|_\infty^2 \right] \leq \sum_{i=1}^d \mathbb{E} \left[\sup_{t \in [0, T]} \left(M_s^{(i)} \right)^2 \right] \leq 4 \sum_{i=1}^d \mathbb{E} \left[\left(M_s^{(i)} \right)^2 \right] \leq 4dT h^2 \lambda(\mathbb{R}^d \setminus A_0^h) \quad (\text{A.3})$$

Applying Corollary 6.2 in Dereich (2011), there exist strictly positive constants c_1 and c_2 depending only on d such that:

$$\mathbb{E} \left[\sup_{t \in [0, T]} \|L''_t - c^h B_t\|_\infty^2 \right]^{\frac{1}{2}} \leq \frac{\sqrt{\theta} h}{\sqrt{c_1}} \left(2 + c_2 \log \max \left(\frac{T}{h^2} \int_{A_0^h} |x|^2 \lambda(dx), e \right) \right)$$

which, coupled with the previous inequality, leads to the bound in part (I) of the proposition.

The inequality in (II) follows from (I), assumption (AS2) and elementary estimates. \square

A.2.3. *Bounding the variance of the Monte-Carlo algorithm (3.8).* Note that the following proof uses notation and results of the previous Section A.2.2.

Proof of Proposition 3.3. Since $f \in Lip(1)$, the following inequality holds:

$$\text{Var}(f(X^h)) = \text{Var}(f(X^h) - f(0)) \leq \mathbb{E} \left[(f(X^h) - f(0))^2 \right] \leq \mathbb{E} \left[\sup_{t \in [0, T]} \|X_t^h\|_\infty^2 \right]$$

It follows from (Scheme) that the inequality:

$$\|X_t^h\|_\infty \leq t(|\mu| + |\tilde{\mu}|) + (\|\sigma\|_\infty + \|c^h\|_\infty) |W_t| + \left\| X_t^{h(\lambda)} - \mu^{h(\lambda)} t \right\|_\infty$$

holds for all $t \in [0, T]$ and hence:

$$\|X_t^h\|_\infty^2 \leq 3 \left[2T^2(|\mu|^2 + |\tilde{\mu}|^2) + 2 \left(\|\sigma\|_\infty^2 + \|c^h\|_\infty^2 \right) |W_t|^2 + \left\| X_t^{h(\lambda)} - \mu^{h(\lambda)} t \right\|_\infty^2 \right] \quad (\text{A.4})$$

The inequality:

$$\mathbb{E} \left[\sup_{t \in [0, T]} \left\| X_t^{h(\lambda)} - \mu^{h(\lambda)} t \right\|_\infty^2 \right] \leq 4dT \underbrace{h^2 \lambda(\mathbb{R}^d \setminus A_0^h)}_{\leq \aleph h^{2-\beta} \text{ by (AS2)}} + \mathbb{E} \left[\sup_{t \in [0, T]} \left\| L_t'' - \mu_h t \right\|_\infty^2 \right]$$

follows by the bound in equation (A.3).

Since $(L_t'' - \mu_h t)_{t \in [0, T]}$ is a martingale, applying the same arguments as for equation (A.3) yields:

$$\mathbb{E} \left[\sup_{t \in [0, T]} \left\| L_t'' - \mu_h t \right\|_\infty^2 \right] \leq 4 \underbrace{\sum_{i=1}^d \mathbb{E} \left[\left(L_T''^{(i)} - T \int_{\mathbb{R}^d \setminus A_0^h} x_i \lambda(dx) \right)^2 \right]}_{\xrightarrow{h \downarrow 0} T \sum_{i=1}^d \int_{\mathbb{R}^d} x_i^2 \lambda(dx) = T \int_{\mathbb{R}^d} |x|^2 \lambda(dx) \leq T \int_{\mathbb{R}^d} |x|^2 \lambda_Y(dx)}$$

by Campbell's formula (see Theorem 2.17 in Kyprianou (2006) and Proposition 11.10 in Sato (2013)), since each component $L''^{(i)}$ is a one-dimensional Lévy process with Lévy measure given by the i -th marginal of λ .

In order to control the Brownian motion term in equation (A.4), note that Doob's submartingale inequality yields $\mathbb{E} \left[\sup_{t \in [0, T]} |W_t|^2 \right] \leq 4dT$ and we will show that $\|c^h\|_\infty^2 \leq \aleph h^{2-\beta}$ and hence:

$$\mathbb{E} \left[\sup_{t \in [0, T]} \|X_t^h\|_\infty^2 \right] \leq 3 \left[2T^2(|\mu|^2 + |\tilde{\mu}|^2) + 8dT \|\sigma\|_\infty^2 + 12dT \aleph h^{2-\beta} + 4T \int_{\mathbb{R}^d} |x|^2 \lambda_Y(dx) \right]$$

To finish the proof, we need to show that $\|c^h\|_\infty^2 \leq h^{2-\beta} \aleph$. Let $Tr(M)$ denote the trace of the matrix M .

Note that $\|c^h\|_\infty \leq |c^h|$ and $|c^h|^2 = Tr(c^h c^{hT}) = Tr(C^h)$ with:

$$Tr(C^h) = \int_{A_0^h} |x|^2 1_{[-V, V]}(x) \lambda(dx) \leq \aleph h^{2-\beta} \quad (\text{A.5})$$

where the last inequality follows by assumption (AS2). □

A.3. Proofs for Lévy-driven SDE: Proposition 4.1 and 4.2. As our convergence proofs rely heavily both on the results and techniques in Dereich (2011), in this section, as in Dereich (2011), it is assumed the time horizon $T = 1$ for convenience. Hence only the portion of the path of Z^h on the time interval $[0, 1]$ in (4.14) is considered.

Proof of Proposition 4.1. Recall the process $Z = (Z_t)_{t \geq 0}$ is defined by:

$$Z_t = z_0 + \int_0^t a(Z_{s-}) dY_s, \quad z_0 \in \mathbb{R}^m$$

We denote by $\mathcal{Z} = (\mathcal{Z}_t)_{t \geq 0}$ the solution of the integral equation:

$$\mathcal{Z}_t = z_0 + \int_0^t a(\mathcal{Z}_{s-}) dX_s$$

with X defined in Section 3.3: $X_t = \mu t + \sigma W_t + X_t^\lambda$. We further decompose X^λ into $X^\lambda := L_t' + L_t''$, where L' (resp. L'') is the process comprising the jumps of X greater (resp. smaller) than h .

Recall that the random times T_j^h are defined by $T_0^h = 0$ and $T_{j+1}^h = \inf \{ t > T_j^h : \Delta X_t^h \neq 0 \text{ or } t = T_j^h + \epsilon \}$, $j \in \mathbb{N}$ and we denote by \mathbb{I} the set of these random times: $\mathbb{I} := \{T_j, j \in \mathbb{N}\}$.

Let $\epsilon' \in [2\epsilon, 1]$ and define \mathbb{J} the set of random times defined inductively by $T_0 = 0$ and $T_{j+1} = \min(\mathbb{I} \cap (T_j + \epsilon' - \epsilon, +\infty))$. Let $l(\cdot)$ and $\eta(\cdot)$ be the functions: $l(t) = \max(\mathbb{I} \cap [0, t])$ and $\eta(t) = \max(\mathbb{J} \cap [0, t])$. As in Dereich (2011), we set $X' = (X_t - L''_t)_{t \geq 0}$ and we introduce the auxiliary processes $\bar{Z}' = (\bar{Z}'_t)_{t \geq 0}$, solution to the integral equation

$$\bar{Z}'_t = z_0 + \int_0^t a(\bar{Z}'_{l(s^-)}) dX'_s + \int_0^t a(\bar{Z}'_{\eta(s^-)}) dL''_{\eta(s)}$$

and $\bar{Z} = (\bar{Z}_t)_{t \geq 0}$ given by

$$\bar{Z}_t = \bar{Z}'_t + a(\bar{Z}'_{\eta(s^-)}) (L''_t - L''_{\eta(t)})$$

\bar{Z} coincides with \bar{Z}' for all times in \mathbb{J} and satisfies:

$$\bar{Z}_t = z_0 + \int_0^t a(\bar{Z}'_{l(s^-)}) dX'_s + \int_0^t a(\bar{Z}'_{\eta(s^-)}) dL''_s$$

Let $\zeta = (\zeta_t)_{t \geq 0}$ be the solution to the integral equation

$$\zeta_t = z_0 + \int_0^t a(\zeta_{s^-}) dX_s^h$$

ζ is constant on each interval $[T_j^h, T_{j+1}^h)$ and $\zeta_{l(\cdot)}$ coincide with the Euler approximation process Z^h in (4.13).

Next we replace X by the approximation (Scheme) in the above equations and obtain analogous processes of \bar{Z} and \bar{Z}' denoted by $\bar{\zeta}$ and $\bar{\zeta}'$. More precisely, $\bar{\zeta}' = (\bar{\zeta}'_t)_{t \geq 0}$ is the solution to the stochastic integral equation

$$\bar{\zeta}'_t = z_0 + \int_0^t a(\bar{\zeta}'_{l(s^-)}) d\mathcal{X}'_s + \int_0^t a(\bar{\zeta}'_{\eta(s^-)}) c^h dB_{\eta(s)}$$

where $\mathcal{X}' = (\mathcal{X}'_t)_{t \geq 0}$ is defined by $\mathcal{X}'_t := X_t^h - c^h B_t$; and $\bar{\zeta} = (\bar{\zeta}_t)_{t \geq 0}$ is given by

$$\bar{\zeta}_t = \bar{\zeta}'_t + a(\bar{\zeta}'_{\eta(s^-)}) \sigma (B_t - B_{\eta(t)})$$

By the triangle inequality: $\|Z - \zeta_{l(\cdot)}\|_\infty \leq \|Z - \bar{Z}\|_\infty + \|\bar{Z} - \zeta_{l(\cdot)}\|_\infty$. The first term on the right hand side is controlled as in Lemma 3.1 and we can use the triangle inequality further for the second term as in Dereich (2011):

$$\|\bar{Z} - \zeta_{l(\cdot)}\|_\infty \leq \|\bar{Z} - \bar{\zeta}\|_\infty + \|\bar{\zeta} - \bar{\zeta}'\|_\infty + \|\bar{\zeta}' - \zeta\|_\infty + \|\zeta - \zeta_{l(\cdot)}\|_\infty$$

Although we have substituted the process L' with the CTMC $X^{h(\lambda)}$ when defining $\bar{\zeta}$ and $\bar{\zeta}'$, the results in Dereich (2011), which control analogous terms of those of the right hand side of the inequality, still hold; their proof follows the one in Dereich (2011) and is not replicated here.

Following the estimates in Lemma 3.1 and in Dereich (2011), the following inequality holds:

$$\text{Bias}(h)^2 \leq K \left(\frac{1}{R^2} + F(h)\epsilon' + \frac{h^2}{\epsilon'} \log \left(\frac{\epsilon' F(h)}{h^2} \vee e \right)^2 + \epsilon \log \frac{\epsilon}{\epsilon'} \right)$$

where $F(h) = \int_{A_0^{2h}} |x|^2 \lambda(dx)$, $\epsilon \in (0, \frac{1}{2}]$, $\epsilon' \in [2\epsilon, 1]$ and h such that $\lambda(\mathbb{R}^d \setminus A_0^h) \leq \frac{1}{\epsilon}$.

Following Remark 18, we let $\epsilon = h^\beta$. Note that the assumption $\lambda(\mathbb{R}^d \setminus A_0^{2h}) \leq \frac{1}{\epsilon}$ is verified by (AS2) if we rescale ϵ by the constant \aleph , but for ease of presentation, we keep $\epsilon = h^\beta$.

Our aim is now to find a bound for the expression $F(h)\epsilon' + \frac{h^2}{\epsilon'} \log \left(\frac{\epsilon' F(h)}{h^2} \vee e \right)^2 + \epsilon \log \frac{\epsilon}{\epsilon'}$:

- for the first term: $F(h)\epsilon' \leq F(h)$ and $F(h) = \mathcal{O}(h^{2-\beta})$ by (AS2).
- for the second term, we have: $\frac{h^2}{\epsilon'} \leq \frac{h^2}{2\epsilon} \leq h^{2-\beta}$. Furthermore, $\frac{\epsilon' F(h)}{h^2} \leq \frac{2F(h)}{h^{2-\beta}}$ and therefore $\log \left(\frac{\epsilon' F(h)}{h^2} \vee e \right)^2 \leq \log \left(\frac{2F(h)}{h^{2-\beta}} \vee e \right)^2$, and, given $\frac{\epsilon' F(h)}{h^2} = \mathcal{O}(1)$, it yields: $\frac{h^2}{\epsilon'} \log \left(\frac{\epsilon' F(h)}{h^2} \vee e \right)^2 = \mathcal{O}(h^{2-\beta})$.
- for the third term, with $\beta \in (1, 2)$, $\epsilon \log \frac{\epsilon}{\epsilon'} = h^\beta (1 - \log h^\beta) = \mathcal{O}(h^{2-\beta})$.

From the above estimates, there exists a constant $k_1 > 0$ such that the bias is bounded by:

$$\text{Bias}(h)^2 \leq k_1 \left(\frac{1}{R^2} + h^{2-\beta} \right)$$

To show that the variance $\text{Var}(f(\zeta))$ is finite, we write:

$$\text{Var}(f(\zeta)) = \text{Var}(f(\zeta) - f(z_0)) \leq \mathbb{E} \left[(f(\zeta) - f(z_0))^2 \right] \leq \mathbb{E} \left[\sup_{t \in [0, T]} \|\zeta_t - z_0\|_\infty^2 \right]$$

and we apply the same idea as in the proof of (Dereich 2011, Prop. 4.1):

Let $(M_t)_{t \geq 0}$ be the local martingale $M_t = \int_0^t a(\zeta_{s-}) d(\sigma W_t + c^h B_t + X^{\lambda(h)} - \mu^{h(\lambda)} t)$,

$$|\zeta_t - z_0|^2 \leq 2|M_t|^2 + 2 \left| \int_0^t a(\zeta_{s-}) (\mu + \tilde{\mu}) ds \right|^2$$

and the second term can be bounded as follow:

$$\begin{aligned} \left| \int_0^t a(\zeta_{s-}) (\mu + \tilde{\mu}) ds \right|^2 &\leq 2 \underbrace{\left(\int_0^t |a(\zeta_{s-}) - a(z_0)| |\mu + \tilde{\mu}| ds \right)^2}_{\leq 2KT \int_0^t |\zeta_s - z_0|^2 ds \text{ by Cauchy Schwarz}} + 2 \left(\int_0^t \underbrace{|a(z_0)| |\mu + \tilde{\mu}|}_{\leq 2K^2} ds \right)^2 \\ &\leq 4KTd \int_0^t \sup_{u \in [0, s]} \|\zeta_u - z_0\|_\infty^2 ds + 4K^4 T^2 \end{aligned} \tag{A.6}$$

$$\tag{A.7}$$

Doob's inequality and Lemma A.1 in Dereich (2011) yield:

$$\mathbb{E} \left[\sup_{t \in [0, T]} |M_t|^2 \right] \leq 4\mathbb{E} \left[\int_0^t |a(\zeta_{s-})|^2 d\langle \sigma W + c^h B + X^{\lambda(h)} - \mu^{\lambda(h)}(\cdot) \rangle_t \right]$$

where for a multivariate local martingale $(S_t)_{t \geq 0}$, $\langle S \rangle = \sum_j \langle S^{(j)} \rangle$ denotes the predictable compensator of the classical bracket process of the j -th coordinate $S^{(j)}$ of S .

$$d\langle \sigma W + c^h B + X^{\lambda(h)} - \mu^{\lambda(h)}(\cdot) \rangle_t = (|\sigma|^2 + |c^h|^2) dt$$

By assumption $|\sigma|^2 \leq K^2$ and we can control the last term $|c^h|$ as in (A.5) which yields:

$$d\langle \sigma W + c^h B + X^{\lambda(h)} - \mu^{\lambda(h)}(\cdot) \rangle_t \leq 2K^2 dt \tag{A.8}$$

yielding

$$\begin{aligned} \mathbb{E} \left[\sup_{t \in [0, T]} |M_t|^2 \right] &\leq 8K^2 \mathbb{E} \left[\int_0^t |a(\zeta_{s-})|^2 dt \right] \\ &\leq 16K^2 \left(\mathbb{E} \left[\int_0^t |a(\zeta_{s-}) - a(z_0)|^2 dt \right] + \underbrace{\int_0^t |a(z_0)|^2 dt}_{\leq K^2 T} \right) \\ &\leq 16K^4 \mathbb{E} \left[\int_0^t \sup_{u \in [0, s]} \|\zeta_u - z_0\|_\infty^2 dt \right] + 16K^4 T \end{aligned}$$

Finally, given $\mathbb{E} \left[\sup_{t \in [0, T]} \|M_t\|_\infty^2 \right] \leq \mathbb{E} \left[\sup_{t \in [0, T]} |M_t|^2 \right]$ and the bound in (A.6), we have:

$$\mathbb{E} \left[\sup_{t \in [0, T]} \|\zeta_t - z_0\|_\infty^2 \right] \leq 4K(Td + 8K^3) \int_0^T \mathbb{E} \left[\sup_{s \in [0, t]} \|\zeta_s - z_0\|_\infty^2 \right] dt + 4K^4 T(4 + T)$$

and by Grönwall's lemma, there exists a constant $k_2 > 0$ such that:

$$\mathbb{E} \left[\sup_{t \in [0, T]} \|\zeta_t - z_0\|_\infty^2 \right] \leq k_2$$

□

Proof of Proposition 4.2. With the same notation as above, let ζ^h denote the solution to the equation:

$$\zeta_t^h = z_0 + \int_0^t a(\zeta_{s^-}^h) dX_s^h$$

and $\tilde{\zeta}^{2h}$ the solution to the equation:

$$\tilde{\zeta}_t^{2h} = z_0 + \int_0^t a(\tilde{\zeta}_{s^-}^{2h}) d\tilde{X}_s^{2h}$$

With $f \in Lip(1)$, we can bound the variance as follow:

$$\text{Var} \left(f(\zeta^h) - f(\tilde{\zeta}^{2h}) \right) \leq \mathbb{E} \left[\left(f(\zeta^h) - f(\tilde{\zeta}^{2h}) \right)^2 \right] \leq \mathbb{E} \left[\sup_{t \in [0, T]} \left\| \zeta_t^h - \tilde{\zeta}_t^{2h} \right\|_\infty^2 \right] \leq \mathbb{E} \left[\sup_{t \in [0, T]} \left| \zeta_t^h - \tilde{\zeta}_t^{2h} \right|^2 \right]$$

and

$$\begin{aligned} \left| \zeta_t^h - \tilde{\zeta}_t^{2h} \right|^2 &= \left| \int_0^t a(\zeta_{s^-}^h) dX_s^h - \int_0^t a(\tilde{\zeta}_{s^-}^{2h}) d\tilde{X}_s^{2h} \right|^2 \\ &\leq 2 \left| \int_0^t \left(a(\zeta_{s^-}^h) - a(\tilde{\zeta}_{s^-}^{2h}) \right) dX_s^h \right|^2 + 2 \left| \int_0^t a(\tilde{\zeta}_{s^-}^{2h}) d \left(X_s^h - \tilde{X}_s^{2h} \right) \right|^2 \end{aligned}$$

The first term on the right hand side can be controlled by (Dereich 2011, lemma A.1):

$$\begin{aligned} \mathbb{E} \left[\left| \int_0^t \left(a(\zeta_{s^-}^h) - a(\tilde{\zeta}_{s^-}^{2h}) \right) dX_s^h \right|^2 \right] &\leq K^2 \mathbb{E} \left[\int_0^t \left| \zeta_{s^-}^h - \tilde{\zeta}_{s^-}^{2h} \right|^2 d\langle X^h \rangle_s \right] \\ &\leq 2K^3 \int_0^t \mathbb{E} \left[\left| \zeta_s^h - \tilde{\zeta}_s^{2h} \right|^2 \right] ds, \quad \text{by the bound in (A.8)} \end{aligned}$$

Let M be the local martingale $M_t := \int_0^t a(\tilde{\zeta}_{s^-}^{2h}) d \left(X_s^h - \tilde{X}_s^{2h} \right)$, then with the same arguments as in the proof of Proposition 4.1 above:

$$\mathbb{E} \left[\sup_{t \in [0, T]} |M_t|^2 \right] \leq 4 \mathbb{E} \left[\int_0^t \left| a(\tilde{\zeta}_{s^-}^{2h}) \right|^2 d\langle X^h - \tilde{X}^{2h} \rangle_s \right]$$

$X_s^h - \tilde{X}_s^{2h} = (c^h - c^{2h})B + X_t^{h(\lambda)} - \mu^{h(\lambda)}t - \left(\tilde{X}_t^{2h(\lambda)} - \mu^{2h(\lambda)}t \right)$ and $d\langle X^h - \tilde{X}^{2h} \rangle_t = \underbrace{|c^h - c^{2h}|^2}_{\leq 4 \int_{A_0^{2h}} |x|^2 \lambda(dx)} dt$ which yields:

$$\begin{aligned} \mathbb{E} \left[\sup_{t \in [0, T]} |M_t|^2 \right] &\leq 16 \int_{A_0^{2h}} |x|^2 \lambda(dx) \mathbb{E} \left[\int_0^t \left| a(\tilde{\zeta}_{s^-}^{2h}) \right|^2 ds \right] \\ &\leq 16 \aleph h^{2-\beta} \mathbb{E} \left[\int_0^t \left| a(\tilde{\zeta}_{s^-}^{2h}) \right|^2 ds \right] \end{aligned}$$

where the last inequality derives from (AS2).

The last term on the right hand side can be bounded as in the proof of Proposition 4.1 above:

$$\begin{aligned} \mathbb{E} \left[\int_0^t \left| a(\tilde{\zeta}_{s^-}^{2h}) \right|^2 ds \right] &\leq 2 \mathbb{E} \left[\int_0^t \left| a(\tilde{\zeta}_{s^-}^{2h}) - a(z_0) \right|^2 ds \right] + 2 \mathbb{E} \left[\int_0^t |a(z_0)|^2 ds \right] \\ &\leq 2K^2 \mathbb{E} \left[\int_0^t \left| \tilde{\zeta}_{s^-}^{2h} - z_0 \right|^2 ds \right] + 2 \mathbb{E} \left[\int_0^t |a(z_0)|^2 ds \right] \\ &\leq 2K^2(1 + k_2) \end{aligned}$$

yielding

$$\mathbb{E} \left[\sup_{t \in [0, T]} \left| \zeta_t^h - \tilde{\zeta}_t^{2h} \right|^2 \right] \leq 4K^3 \int_0^T \mathbb{E} \left[\sup_{t \in [0, s]} \left| \zeta_t^h - \tilde{\zeta}_t^{2h} \right|^2 \right] ds + 32K^2(1 + k_2) \aleph h^{2-\beta}$$

and the application of Grönwall's lemma finishes the proof. \square

A.4. Controlling the variance of the coupling: proof of Proposition 4.3. We use the same notation as in Section A.2.

Proof. Let $M = (M_t)_{t \in [0, T]}$ be the martingale given by $M_t := X_t^{h(\lambda)} - \mu^{h(\lambda)}t - (\tilde{X}_t^{2h(\lambda)} - \mu^{2h(\lambda)}t)$. With the same arguments as in Section A.2.2, one has:

$$\mathbb{E} \left[\left(M_T^{(i)} \right)^2 \right] = \text{Var}(M_T^{(i)}) = \text{Var} \left(\left(X_T^{h(\lambda)} - \tilde{X}_T^{2h(\lambda)} \right)^{(i)} \right) \leq h^2 T \lambda(\mathbb{R}^d \setminus A_0^h)$$

and

$$\mathbb{E} \left[\sup_{t \in [0, T]} \|M_s\|_\infty^2 \right] \leq \sum_{i=1}^d \mathbb{E} \left[\sup_{t \in [0, T]} \left(M_s^{(i)} \right)^2 \right] \leq 4 \sum_{i=1}^d \mathbb{E} \left[\left(M_s^{(i)} \right)^2 \right] \leq 4dT h^2 \lambda(\mathbb{R}^d \setminus A_0^h)$$

In order to control the diffusion part, note the inequality in (A.5) implies $|c^h - c^{2h}|^2 \leq 2|c^h|^2 + 2|c^{2h}|^2 \leq 4 \int_{A_0^{2h}} |x|^2 \lambda(dx)$.

Hence:

$$\mathbb{E} \left[\sup_{t \in [0, T]} \left| (c^h - c^{2h}) B_t \right|^2 \right] \leq 4 \int_{A_0^{2h}} |x|^2 \lambda(dx) \mathbb{E} \left[\sup_{t \in [0, T]} |B_t|^2 \right] \leq 16dT \int_{A_0^{2h}} |x|^2 \lambda(dx)$$

The inequality in part (I) now follows by noting that $X^h - \tilde{X}^{2h} = (c^h - c^{2h})B + M$. Part (II) follows from Proposition 3.2 and assumption (AS2). \square

A.5. Coupling of jumps. Fix $h \in (0, 1)$ and assume that the Lévy measure λ of X is not zero. The aim in the present section is to define a coupling of CTMCs $X^{h(\lambda)}$ and $X^{2h(\lambda)}$.

A.5.1. Coupling of Poisson point processes. The key ingredient in our coupling construction will be a Poisson point process (PPP) (we refer to Kingman (1992) for a general theory of PPPs) with state space $\mathbb{R}_+ \times \mathbb{R}^d$ that corresponds to the process of jumps $\Delta X^{h(\lambda)} = \left(\Delta X_t^{h(\lambda)} \right)_{t \in [0, \infty)}$.

It is clear that $\Delta X_t^{h(\lambda)} \in \mathbb{Z}_h^d \setminus \{0\}$ \mathbb{P} -a.s. and hence the PPP Π_h^λ consisting of subsets:

$$\Pi_h^\lambda := \left\{ \left(T_i^h, \Delta X_{T_i^h}^{h(\lambda)} \right) : i \in \mathbb{N} \text{ and } T_i^h \text{ is the } i\text{-th jump time of } X^{h(\lambda)} \right\} \quad (\text{A.9})$$

in $\mathbb{R}_+ \times \mathbb{R}^d$ has a *mean measure*:

$$\nu_h^\lambda(dt \otimes dx) = 1_{\mathbb{Z}_h^d \setminus \{0\}}(x) Q_{0x}^{h(\lambda)} dt$$

on the Borel σ -field $\mathcal{B}(\mathbb{R}_+ \times \mathbb{R}^d)$, supported in $\mathbb{R}_+ \times (\mathbb{Z}_h^d \setminus \{0\})$. In particular, for any $A \in \mathcal{B}(\mathbb{R}_+ \times \mathbb{R}^d)$ the average number of points Π_h^λ in A is given by:

$$\mathbb{E} \left[\left| \Pi_h^\lambda \cap A \right| \right] = \nu_h^\lambda(A)$$

where $|\cdot|$ is the number of elements in the set $\{\cdot\}$ with the convention $|\emptyset| = 0$. It is clear from this description that jumps of $X^{h(\lambda)}$ occur with a strictly positive intensity $-Q_{00}^{h(\lambda)}$ since the Lévy measure of X is (in this section) assumed to satisfy $\lambda \neq 0$ (recall that $Q_{ss}^{h(\lambda)} = Q_{00}^{h(\lambda)}$ for any $s \in \mathbb{Z}_h^d$). By the same token, the PPP given by the jumps of $X^{2h(\lambda)}$.

$$\Pi_{2h}^\lambda := \left\{ \left(T_i^{2h}, \Delta X_{T_i^{2h}}^{2h(\lambda)} \right) : i \in \mathbb{N} \text{ and } T_i^{2h} \text{ is the } i\text{-th jump time of } X^{2h(\lambda)} \right\} \quad (\text{A.10})$$

possesses a mean measure

$$\nu_{2h}^\lambda(dt \otimes dx) = 1_{\mathbb{Z}_{2h}^d \setminus \{0\}}(x) Q_{0x}^{2h(\lambda)} dt \quad (\text{A.11})$$

supported in $\mathbb{R}_+ \times (\mathbb{Z}_{2h}^d \setminus \{0\})$. Our task is to couple the PPPs Π_h^λ from (A.9) and Π_{2h}^λ from (A.10), which will in turn yield a coupling of the CTMCs $X^{h(\lambda)}$ and $X^{2h(\lambda)}$.

We start by defining a new PPP constructed by marking the PPP Π_h^λ . More precisely define the set $M_h := \{-h, 0, h\}$ and consider the product space:

$$M_h^d = \{m \in \mathbb{Z}_h^d : m_j \in \{-h, 0, h\} \text{ for all } j = 1, \dots, d\} \subset \mathbb{R}^d \quad (\text{A.12})$$

(throughout we identify M_h^d with M_h). Define a family of probability mass functions (pmfs):

$$p^\lambda(s, \cdot) : M_h^d \rightarrow [0, 1], \quad s \in \mathbb{Z}_h^d \setminus \{0\}$$

by the formula:

$$p^\lambda(s, m) = \begin{cases} \frac{\lambda(A_{s+m}^{2h} \cap A_s^h)}{\lambda(A_s^h)}, & \text{if } s+m \in \mathbb{Z}_{2h}^d \text{ and } \lambda(A_s^h) > 0 \\ 0, & \text{if } s+m \notin \mathbb{Z}_{2h}^d \text{ and } \lambda(A_s^h) > 0 \\ 1_{\{0\}}(m), & \text{if } \lambda(A_s^h) = 0 \end{cases} \quad (\text{A.13})$$

where the sets A_{s+m}^{2h} and A_s^h are defined in (3.5).

The following observations are immediate:

- by the definition of ν_h^λ , if $Q_{0s}^{h(\lambda)} = \lambda(A_s^h) = 0$ for some $s \in \mathbb{Z}_h^d \setminus \{0\}$, the jump size s does not arise \mathbb{P} -a.s. making the final line of the definition of $p^\lambda(s, m)$ arbitrary as far as the marking of the PPP Π_h^λ is concerned;
- if $s \in \mathbb{Z}_{2h}^d \setminus \{0\}$, then $p^\lambda(s, m) = 1_{\{0\}}(m)$ which is a pmf on M_h^d ;
- since $\{A_s^{2h} : s \in \mathbb{Z}_{2h}^d\}$ is partition of \mathbb{R}^d and $A_{s+m}^{2h} \cap A_s^h \neq \emptyset$ if and only if $s+m \in \mathbb{Z}_{2h}^d$, we have $\sum_{m \in M_h^d} p^\lambda(s, m) = 1$ making $p^\lambda(s, \cdot)$ a pmf on M_h^d for every $s \in \mathbb{Z}_h^d \setminus \{0\}$;
- if $\text{supp}(\lambda) = \mathbb{R}^d \setminus \{0\}$, then for any $s \in \mathbb{Z}_h^d \setminus \{0\}$ the support of the pmf $p^\lambda(s, \cdot)$ is of the size $2^{J(s)}$, where $J(s) := \left| \{j \in \{1, \dots, d\} : s_j \notin \mathbb{Z}_{2h}^d\} \right|$, in particular, in the case $d = 1$, it holds: if $s \notin \mathbb{Z}_{2h}^d \setminus \{0\}$ (resp. $s \in \mathbb{Z}_{2h}^d \setminus \{0\}$), $p^\lambda(s, \cdot)$ is a binomial pmf on $\{-h, h\} \subset M_h$ (resp. a pmf concentrated at $0 \in M_h$).

We can now define the marked PPP $\Pi_h^{\lambda*}$.

Proposition A.1. Let Π_h^λ be the PPP in (A.9) with the mean measure ν_h^λ and define the random set $\Pi_h^{\lambda*}$ in $\mathbb{R}_+ \times \mathbb{R}^d \times \mathbb{R}^d$ by:

$$\Pi_h^{\lambda*} := \{(T, Z, M(T, Z)) : (T, Z) \in \Pi_h^\lambda\}$$

where, **conditional on** $\Pi_h^{\lambda*}$, the random variables $M(T, Z), (T, Z) \in \Pi_h^\lambda$, satisfy the following:

$$M(T, Z) \text{ takes values in } M_h^d \text{ and has distribution } p^\lambda(Z, \cdot) \forall (T, Z) \in \Pi_h^\lambda \text{ and} \quad (\text{A.14})$$

$$M(T, Z), (T, Z) \in \Pi_h^\lambda, \text{ are independent.} \quad (\text{A.15})$$

Then $\Pi_h^{\lambda*}$ is a PPP with the mean measure (on the Borel σ -field $\mathcal{B}(\mathbb{R}_+ \times \mathbb{R}^d \times \mathbb{R}^d)$) given by the formula:

$$\nu_h^{\lambda*}(dt \otimes dx \otimes dm) = \nu_h^\lambda(dt \otimes dx) 1_{\mathbb{Z}_h^d \setminus \{0\}}(x) 1_{M_h^d}(m) p^\lambda(x, m) \quad (\text{A.16})$$

$$= 1_{\mathbb{Z}_h^d \setminus \{0\}}(x) 1_{M_h^d}(m) 1_{\mathbb{Z}_{2h}^d}(x+m) \lambda(A_{x+m}^{2h} \cap A_x^h) dt \quad (\text{A.17})$$

and supported in $\mathbb{R}_+ \times (\mathbb{Z}_h^d \setminus \{0\}) \times M_h^d$.

Proof. Note that the equality $Q_{0s}^{h(\lambda)} = \lambda(A_s^h) = 0$ implies that, for any m such that $s+m \in \mathbb{Z}_{2h}^d$, it must hold $\lambda(A_{s+m}^{2h} \cap A_s^h) = 0$. With this in mind, the proposition follows as a direct consequence of the definitions of the PPP Π_h^λ in (A.9), its mean measure ν_h^λ , random variables $M(s), s \in \mathbb{Z}_h^d \setminus \{0\}$, and the Marking Theorem (Kingman 1992, p.55).

In order to define a PPP that has the same law as the PPP Π_{2h}^λ from (A.10), we transform the PPP $\Pi_h^{\lambda*}$ in Proposition A.1 by the map:

$$F : \mathbb{R}_+ \times \mathbb{R}^d \times \mathbb{R}^d \rightarrow \mathbb{R}_+ \times \mathbb{R}^d, \quad F(t, x, m) := (t, x+m) \quad (\text{A.18})$$

Proposition A.2. Let Π_h^λ and $\Pi_h^{\lambda*}$ be the PPPs in Proposition A.1 with state spaces $\mathbb{R}_+ \times \mathbb{R}^d$ and $\mathbb{R}_+ \times \mathbb{R}^d \times \mathbb{R}^d$ respectively, and let the function F be as in (A.18). The random subset of $\mathbb{R}_+ \times \mathbb{R}^d$, given by:

$$F(\Pi_h^{\lambda*}) = \{(T, Z + M(T, Z)) : (T, Z) \in \Pi_h^\lambda\},$$

is a PPP with a mean measure given by (A.11), supported in the set $\mathbb{R}_+ \times (\mathbb{Z}_{2h}^d \setminus \{0\})$. The random set

$$\tilde{\Pi}_{2h}^\lambda := F(\Pi_h^{\lambda*}) \cap (\mathbb{R}_+ \times \mathbb{R}^d \setminus \{0\})$$

is a PPP with a mean measure given by (A.11), supported in the set $\mathbb{R}_+ \times (\mathbb{Z}_{2h}^d \setminus \{0\})$.

Remark 23. Recall that typically $T = T_i^h$ and $Z = \Delta X_{T_i^h}^{h(\lambda)}$ in the definition of $\Pi_h^{\lambda*}$ are the i -th jump time and jump size respectively of the CTMC $X^{h(\lambda)}$. The random variables $M(T, Z), (T, Z) \in \Pi_h^\lambda$, are defined in (A.14) – (A.15).

Proof. By Proposition A.1, $\Pi_h^{\lambda*}$ is a PPP. The aim is to apply the Mapping Theorem (Kingman 1992, p.18) for PPPs, which will allow us to conclude that $F(\Pi_h^{\lambda*})$ is a PPP and analyze its mean measure. The key assumption of the Mapping Theorem requires that the induced measure ν^F on the Borel σ -field $\mathcal{B}(\mathbb{R}_+ \times \mathbb{R}^d)$, defined by the formula:

$$\nu^F(A) := \nu_h^{\lambda*}(F^{-1}(A)), \quad A \in \mathcal{B}(\mathbb{R}_+ \times \mathbb{R}^d),$$

has no atom. Since the preimage under F in (A.18) of an arbitrary singleton $\{(t, x)\} \subset \mathbb{R}_+ \times \mathbb{R}^d$ is given by:

$$F^{-1}(\{(t, x)\}) = \{(t, x', x'') \in \mathbb{R}_+ \times \mathbb{R}^d \times \mathbb{R}^d : x' + x'' = x\}$$

it follows by the representation of the measure $\nu_h^{\lambda^*}$ in Proposition A.1 that:

$$\nu_h^{\lambda^*}(F^{-1}(\{(t, x)\})) = 0$$

Hence the Mapping Theorem (Kingman 1992, p.18) yields that $F(\Pi_h^{\lambda^*})$ is a PPP with the mean measure ν^F given above. Furthermore, the Restriction Theorem (Kingman 1992, p.17) implies that the random set $F(\Pi_h^{\lambda^*}) \cap (\mathbb{R}_+ \times \mathbb{R}^d \setminus \{0\})$ is a PPP with a mean measure given by:

$$A \rightarrow \nu^F(A \cap (\mathbb{R}_+ \times \mathbb{R}^d \setminus \{0\})), \quad A \in \mathcal{B}(\mathbb{R}_+ \times \mathbb{R}^d) \quad (\text{A.19})$$

In order to prove that the measure in (A.19) is given by the formula (A.11), it is sufficient to verify that the following equality holds:

$$\nu^F([0, t) \times B) = \nu_{2h}^\lambda([0, t) \times B), \quad \text{for all } t \in [0, \infty) \text{ and } B \in \mathcal{B}(\mathbb{R}^d \setminus \{0\}) \quad (\text{A.20})$$

With this in mind, define $f : \mathbb{R}^d \times \mathbb{R}^d \rightarrow \mathbb{R}^d$, $f(x, m) := x + m$ and note that the following identity holds by (3.5) and (A.12) for any $z \in \mathbb{Z}_{2h}^d$:

$$\sum_{m \in M_h^d} \lambda(A_z^{2h} \cap A_{z-m}^h) = \lambda(A_z^{2h}) \quad (\text{A.21})$$

with both sides possibly taking infinite value in the case $z = 0$ and finite values otherwise. Furthermore, for any $t \in [0, \infty)$ and $C \in \mathcal{B}(\mathbb{R}^d)$ we have:

$$\begin{aligned} \nu^F([0, t) \times C) &= \nu_h^{\lambda^*}([0, t) \times f^{-1}(C)) \\ &= \nu_h^{\lambda^*}([0, t) \times (f^{-1}(C) \cap (\mathbb{Z}_h^d \setminus \{0\} \times M_h^d))) \\ &= \nu_h^{\lambda^*}([0, t) \times \{(s, m) \in \mathbb{Z}_h^d \setminus \{0\} \times M_h^d : s + m \in C\}) \\ &= t \sum_{s \in \mathbb{Z}_h^d \setminus \{0\}} \sum_{m \in M_h^d} 1_C(s + m) 1_{\mathbb{Z}_{2h}^d}(s + m) \lambda(A_{s+m}^{2h} \cap A_s^h) \\ &= t \sum_{z \in \mathbb{Z}_{2h}^d \setminus \{0\}} 1_C(z) \sum_{m \in M_h^d} \lambda(A_z^{2h} \cap A_{z-m}^h) + t 1_C(0) \sum_{m \in M_h^d \setminus \{0\}} \lambda(A_0^{2h} \cap A_{-m}^h) \\ &= t \sum_{z \in \mathbb{Z}_{2h}^d \setminus \{0\}} 1_C(z) \lambda(A_z^{2h}) + t 1_C(0) \sum_{m \in M_h^d \setminus \{0\}} \lambda(A_0^{2h} \cap A_{-m}^h) \end{aligned} \quad (\text{A.22})$$

where the second equality holds since $\nu_h^{\lambda^*}$ is by Proposition A.1 supported in $\mathbb{R}_+ \times (\mathbb{Z}_h^d \setminus \{0\}) \times M_h^d$, the fourth is a consequence of the representation in (A.16), the fifth is a change of variable $z = m + s$ and the sixth follows from (A.21). It now follows directly from (A.22) that identity (A.20) holds.

Remark 24. Note that equality (A.22) in fact describes the mean measure of the PPP $F(\Pi_h^{\lambda^*})$ in Proposition A.1, in terms of the Lévy measure of the process X . Furthermore, even though X may have infinite activity jumps and the point $(t, 0) \in \mathbb{R}_+ \times \mathbb{R}^d$ may be in the support of ν^F for every $t \in \mathbb{R}_+$, the right-hand side of (A.22) is always finite.

A.5.2. *Coupling of $X^{h(\lambda)}$ and $X^{2h(\lambda)}$.* Recall that T_i^h , $i \in \mathbb{N}$, are the jump times of the chain $X^{h(\lambda)}$ and define:

$$N_t^{h(\lambda)} := \max\{i \in \mathbb{N} : T_i^h \leq t\}, \quad t \geq 0 \quad (\text{A.23})$$

using the convention $\max \emptyset = 0$, $N_t^{h(\lambda)}$ is a Poisson process with intensity $-Q_{00}^{h(\lambda)} = \lambda(\mathbb{R}^d \setminus A_0^h)$ counting the number of jumps of $X^{h(\lambda)}$. For any starting point $x_0 \in \mathbb{Z}_{2h}^d$, it holds:

$$X_t^{h(\lambda)} = x_0 + \sum_{i=1}^{N_t^{h(\lambda)}} \Delta X_{T_i^h}^{h(\lambda)}, \quad t \geq 0$$

with the convention $\sum_1^0 := 0$. The jumps sizes $\Delta X_{T_i^h}^{h(\lambda)}$, $i \in \mathbb{N}$, are IID random variables with state space $\mathbb{Z}_h^d \setminus \{0\}$ and distribution $\mathbb{P}[\Delta X_{T_1^h}^{h(\lambda)} = s] = \frac{Q_{s0}^{h(\lambda)}}{-Q_{00}^{h(\lambda)}}$, $s \in \mathbb{Z}_h^d \setminus \{0\}$.

It is clear that the paths of $X^{h(\lambda)}$ are uniquely determined by the PPP Π_h^λ defined in Section A.5.1 as follows:

$$X_t^{h(\lambda)} = x_0 + \sum_{(T, Z) \in \Pi_h^\lambda, T \leq t} Z, \quad t \geq 0 \quad (\text{A.24})$$

with the convention $\sum_{\emptyset} = 0$. Since by Proposition A.1, the PPP $\tilde{\Pi}_{2h}^\lambda$ has the same law as the PPP Π_{2h}^λ and the random element $(\Pi_h^\lambda, \tilde{\Pi}_{2h}^\lambda)$ is well-defined, we can construct a CTMC $\tilde{X}^{2h(\lambda)} = \left(\tilde{X}_t^{2h(\lambda)} \right)_{t \in [0, \infty)}$,

$$\tilde{X}_t^{2h(\lambda)} := x_0 + \sum_{(\tilde{T}, \tilde{Z}) \in \tilde{\Pi}_h^\lambda, \tilde{T} \leq t} \tilde{Z}, \quad t \geq 0 \quad (\text{A.25})$$

such that the laws of $\tilde{X}^{2h(\lambda)}$ and $X^{2h(\lambda)}$ coincide and the process $(X^{h(\lambda)}, \tilde{X}^{2h(\lambda)})$ is defined on a single probability space.

The difference $\tilde{X}_t^{2h(\lambda)} - X_t^{h(\lambda)}$, for any $t > 0$, takes the form:

$$\tilde{X}_t^{2h(\lambda)} - X_t^{h(\lambda)} = \sum_{i=1}^{N_t^{h(\lambda)}} M(T_i, Z_i)$$

where $N_t^{h(\lambda)}$ defined in (A.23), counts the jumps of $X^{h(\lambda)}$, T_i (resp. Z_i) is the i -th jump time (resp. size) of $X^{h(\lambda)}$ and $M(T, Z)$, $(T, Z) \in \Pi_h^\lambda$, is defined in (A.14) – (A.15). By (A.14), the mark $M(T_i, Z_i)$ (for any $i \in \mathbb{N}$) does not depend on the jump time T_i but only on the jump size Z_i . Since Z_i are IID, $M(T_i, Z_i)$, $i \in \mathbb{N}$, conditionally independent by (A.15), and $N_t^{h(\lambda)}$ depends only on jump times T_i , $i \in \mathbb{N}$, by (A.23), we have established the following result:

Theorem A.3. *The process $(X^{h(\lambda)}, \tilde{X}^{2h(\lambda)})$ given by (A.24) – (A.25), is a coupling of the CTMCs $X^{h(\lambda)}$ and $X^{2h(\lambda)}$. Moreover, for any $T > 0$, the difference $X_T^{h(\lambda)} - \tilde{X}_T^{2h(\lambda)}$ takes the form:*

$$\tilde{X}_T^{2h(\lambda)} - X_T^{h(\lambda)} = \sum_{i=1}^N J_i$$

where the random variable N is Poisson distributed with parameter $T\lambda(\mathbb{R}^d \setminus A_0^h)$ and J_i ($i \in \mathbb{N}^*$) are IID random variables in \mathbb{R}^d independent of N , satisfying $\|J_i\|_\infty \leq h$ for all $i \in \mathbb{N}^*$. More precisely, conditional on the size of the i -th jump of $X^{h(\lambda)}$ being $s \in \mathbb{Z}_h^d$, the distribution of J_i is given by the function $p^\lambda(s, \cdot)$ defined in (A.13) above.

Remark 25. The coupling in Theorem A.3 implicitly prunes the jumps of $X^{h(\lambda)}$, to obtain the jumps of $\tilde{X}^{2h(\lambda)}$, as follows (cf. Figure (7)): for any $(T, Z) \in \Pi_h^\lambda$ we have:

$$(\tilde{T}, \tilde{Z}) := (T, Z + M(T, Z)) \in \tilde{\Pi}_{2h}^\lambda \iff Z + M(T, Z) \neq 0$$

where random variables $M(T, Z)$, $(T, Z) \in \Pi_h^\lambda$, are specified in (A.14) – (A.15). This implies that for any jump Z of $X^{h(\lambda)}$, such that $Z + M(T, Z) = 0$, there is no jump of the chain $\tilde{X}^{2h(\lambda)}$.

APPENDIX B. NUMERICAL DATA AND OTHER RESULTS

B.1. Benchmark against the series representation of Section 2.4. In the following tables, prices are truncated to the 6th digit.

%Strike	Prices				MC Standard Errors			
	with control variates		without control variates		with control variates		without control variates	
	CTMC	Series	CTMC	Series	CTMC	Series	CTMC	Series
0.95	0.051816	0.051818	0.051767	0.051873	$3.0 \cdot 10^{-6}$	$3.1 \cdot 10^{-6}$	$3.0 \cdot 10^{-5}$	$2.9 \cdot 10^{-5}$
0.96	0.042600	0.042596	0.042561	0.042651	$3.6 \cdot 10^{-6}$	$3.6 \cdot 10^{-6}$	$2.8 \cdot 10^{-5}$	$2.8 \cdot 10^{-5}$
0.97	0.033823	0.033814	0.033794	0.033870	$4.1 \cdot 10^{-6}$	$4.2 \cdot 10^{-6}$	$2.7 \cdot 10^{-5}$	$2.7 \cdot 10^{-5}$
0.98	0.025708	0.025700	0.025683	0.025756	$4.6 \cdot 10^{-6}$	$4.7 \cdot 10^{-6}$	$2.5 \cdot 10^{-5}$	$2.5 \cdot 10^{-5}$
0.99	0.018552	0.018536	0.018531	0.018589	$5.0 \cdot 10^{-6}$	$5.1 \cdot 10^{-6}$	$2.2 \cdot 10^{-5}$	$2.3 \cdot 10^{-5}$
1.00	0.012707	0.012688	0.012686	0.012727	$5.1 \cdot 10^{-6}$	$5.2 \cdot 10^{-6}$	$2.0 \cdot 10^{-5}$	$2.0 \cdot 10^{-5}$
1.01	0.008410	0.008389	0.008390	0.008418	$5.0 \cdot 10^{-6}$	$5.1 \cdot 10^{-6}$	$1.7 \cdot 10^{-5}$	$1.7 \cdot 10^{-5}$
1.02	0.005477	0.005459	0.005460	0.005477	$4.6 \cdot 10^{-6}$	$4.7 \cdot 10^{-6}$	$1.4 \cdot 10^{-5}$	$1.4 \cdot 10^{-5}$
1.03	0.003534	0.003519	0.003520	0.003529	$4.1 \cdot 10^{-6}$	$4.2 \cdot 10^{-6}$	$1.1 \cdot 10^{-5}$	$1.1 \cdot 10^{-5}$
1.04	0.002273	0.002261	0.002262	0.002264	$3.6 \cdot 10^{-6}$	$3.7 \cdot 10^{-6}$	$9.3 \cdot 10^{-6}$	$9.3 \cdot 10^{-6}$
1.05	0.001457	0.001442	0.001449	0.001446	$3.1 \cdot 10^{-6}$	$3.2 \cdot 10^{-6}$	$7.5 \cdot 10^{-6}$	$7.5 \cdot 10^{-6}$

TABLE 3. Data for Asian call options with strong tail dependence

%Strike	Prices				MC Standard Errors			
	<i>with control variates</i>		<i>without control variates</i>		<i>with control variates</i>		<i>without control variates</i>	
	CTMC	Series	CTMC	Series	CTMC	Series	CTMC	Series
0.95	0.051772	0.051757	0.051737	0.051717	$2.6 \cdot 10^{-6}$	$2.6 \cdot 10^{-6}$	$3.0 \cdot 10^{-5}$	$3.0 \cdot 10^{-5}$
0.96	0.042559	0.042544	0.042511	0.042506	$3.0 \cdot 10^{-6}$	$3.0 \cdot 10^{-6}$	$2.9 \cdot 10^{-5}$	$2.9 \cdot 10^{-5}$
0.97	0.033814	0.033808	0.033752	0.033766	$3.3 \cdot 10^{-6}$	$3.3 \cdot 10^{-6}$	$2.7 \cdot 10^{-5}$	$2.7 \cdot 10^{-5}$
0.98	0.025770	0.025777	0.025699	0.025734	$3.6 \cdot 10^{-6}$	$3.5 \cdot 10^{-6}$	$2.5 \cdot 10^{-5}$	$2.5 \cdot 10^{-5}$
0.99	0.018714	0.018743	0.018646	0.018704	$3.8 \cdot 10^{-6}$	$3.7 \cdot 10^{-6}$	$2.3 \cdot 10^{-5}$	$2.3 \cdot 10^{-5}$
1.00	0.012948	0.012978	0.012893	0.012941	$3.8 \cdot 10^{-6}$	$3.8 \cdot 10^{-6}$	$2.0 \cdot 10^{-5}$	$2.0 \cdot 10^{-5}$
1.01	0.008610	0.008637	0.008573	0.008597	$3.8 \cdot 10^{-6}$	$3.7 \cdot 10^{-6}$	$1.7 \cdot 10^{-5}$	$1.7 \cdot 10^{-5}$
1.02	0.005579	0.005607	0.005551	0.005564	$3.6 \cdot 10^{-6}$	$3.6 \cdot 10^{-6}$	$1.4 \cdot 10^{-5}$	$1.4 \cdot 10^{-5}$
1.03	0.003564	0.003577	0.003539	0.003535	$3.4 \cdot 10^{-6}$	$3.3 \cdot 10^{-6}$	$1.1 \cdot 10^{-5}$	$1.1 \cdot 10^{-5}$
1.04	0.002260	0.002256	0.002239	0.002221	$3.0 \cdot 10^{-6}$	$3.0 \cdot 10^{-6}$	$9.1 \cdot 10^{-6}$	$9.1 \cdot 10^{-6}$
1.05	0.001431	0.001420	0.001413	0.001391	$2.7 \cdot 10^{-6}$	$2.7 \cdot 10^{-6}$	$7.3 \cdot 10^{-6}$	$7.3 \cdot 10^{-6}$

TABLE 4. Data for Asian call options with weak tail dependence

%Strike	Prices				MC Standard Errors			
	<i>with control variates</i>		<i>without control variates</i>		<i>with control variates</i>		<i>without control variates</i>	
	CTMC	Series	CTMC	Series	CTMC	Series	CTMC	Series
0.95	0.064222	0.064247	0.064343	0.064212	$1.2 \cdot 10^{-5}$	$1.2 \cdot 10^{-5}$	$3.4 \cdot 10^{-5}$	$3.4 \cdot 10^{-5}$
0.96	0.054713	0.054738	0.054821	0.054711	$1.2 \cdot 10^{-5}$	$1.2 \cdot 10^{-5}$	$3.3 \cdot 10^{-5}$	$3.3 \cdot 10^{-5}$
0.97	0.045495	0.045521	0.045587	0.045499	$1.1 \cdot 10^{-5}$	$1.1 \cdot 10^{-5}$	$3.2 \cdot 10^{-5}$	$3.2 \cdot 10^{-5}$
0.98	0.036730	0.036754	0.036802	0.036737	$1.0 \cdot 10^{-5}$	$1.0 \cdot 10^{-5}$	$3.1 \cdot 10^{-5}$	$3.1 \cdot 10^{-5}$
0.99	0.028643	0.028664	0.028697	0.028651	$8.9 \cdot 10^{-6}$	$8.9 \cdot 10^{-6}$	$2.9 \cdot 10^{-5}$	$2.9 \cdot 10^{-5}$
1.00	0.021520	0.021532	0.021570	0.021525	$7.7 \cdot 10^{-6}$	$7.8 \cdot 10^{-6}$	$2.6 \cdot 10^{-5}$	$2.6 \cdot 10^{-5}$
1.01	0.015651	0.015652	0.015698	0.015646	$6.6 \cdot 10^{-6}$	$6.6 \cdot 10^{-6}$	$2.4 \cdot 10^{-5}$	$2.4 \cdot 10^{-5}$
1.02	0.011122	0.011112	0.011162	0.011116	$5.5 \cdot 10^{-6}$	$5.5 \cdot 10^{-6}$	$2.1 \cdot 10^{-5}$	$2.1 \cdot 10^{-5}$
1.03	0.007782	0.007763	0.007817	0.007768	$4.6 \cdot 10^{-6}$	$4.6 \cdot 10^{-6}$	$1.8 \cdot 10^{-5}$	$1.8 \cdot 10^{-5}$
1.04	0.005391	0.005372	0.005414	0.005370	$3.8 \cdot 10^{-6}$	$3.8 \cdot 10^{-6}$	$1.5 \cdot 10^{-5}$	$1.5 \cdot 10^{-5}$
1.05	0.003707	0.003694	0.003719	0.003683	$3.1 \cdot 10^{-6}$	$3.1 \cdot 10^{-6}$	$1.3 \cdot 10^{-5}$	$1.3 \cdot 10^{-5}$

TABLE 5. Data for Best-of call options with strong tail dependence

%Strike	Prices				MC Standard Errors			
	<i>with control variates</i>		<i>without control variates</i>		<i>with control variates</i>		<i>without control variates</i>	
	CTMC	Series	CTMC	Series	CTMC	Series	CTMC	Series
0.95	0.066276	0.066277	0.066124	0.066289	$1.1 \cdot 10^{-5}$	$1.1 \cdot 10^{-5}$	$3.3 \cdot 10^{-5}$	$3.4 \cdot 10^{-5}$
0.96	0.056663	0.056659	0.056503	0.056668	$1.0 \cdot 10^{-5}$	$1.0 \cdot 10^{-5}$	$3.3 \cdot 10^{-5}$	$3.3 \cdot 10^{-5}$
0.97	0.047299	0.047296	0.047125	0.047301	$9.5 \cdot 10^{-6}$	$9.5 \cdot 10^{-6}$	$3.2 \cdot 10^{-5}$	$3.2 \cdot 10^{-5}$
0.98	0.038335	0.038332	0.038158	0.038337	$8.8 \cdot 10^{-6}$	$8.8 \cdot 10^{-6}$	$3.1 \cdot 10^{-5}$	$3.1 \cdot 10^{-5}$
0.99	0.030010	0.030014	0.029839	0.029999	$8.0 \cdot 10^{-6}$	$8.0 \cdot 10^{-6}$	$2.9 \cdot 10^{-5}$	$2.9 \cdot 10^{-5}$
1.00	0.022641	0.022648	0.022479	0.022613	$7.1 \cdot 10^{-6}$	$7.1 \cdot 10^{-6}$	$2.7 \cdot 10^{-5}$	$2.7 \cdot 10^{-5}$
1.01	0.016527	0.016536	0.016385	0.016501	$6.1 \cdot 10^{-6}$	$6.1 \cdot 10^{-6}$	$2.4 \cdot 10^{-5}$	$2.4 \cdot 10^{-5}$
1.02	0.011777	0.011775	0.011658	0.011747	$5.2 \cdot 10^{-6}$	$5.2 \cdot 10^{-6}$	$2.1 \cdot 10^{-5}$	$2.1 \cdot 10^{-5}$
1.03	0.008250	0.008240	0.008148	0.008225	$4.3 \cdot 10^{-6}$	$4.3 \cdot 10^{-6}$	$1.8 \cdot 10^{-5}$	$1.8 \cdot 10^{-5}$
1.04	0.005714	0.005699	0.005622	0.005694	$3.5 \cdot 10^{-6}$	$3.6 \cdot 10^{-6}$	$1.5 \cdot 10^{-5}$	$1.6 \cdot 10^{-5}$
1.05	0.003928	0.003913	0.003847	0.003914	$2.8 \cdot 10^{-6}$	$2.9 \cdot 10^{-6}$	$1.3 \cdot 10^{-5}$	$1.3 \cdot 10^{-5}$

TABLE 6. Data for Best-of call options with weak tail dependence

B.2. Models Parameters. The models described in this section have the following values for the spot S_0 , interest rate r and dividend q :

- $S_0 = 100$
- $r = 0.02$
- $q = 0.0$

Model	Name	Parameters	β	Finite activity	Finite variation
Cai-Kou	<i>HEM</i>	$p = 0.6, \sigma = 0.05, \eta_1 = 20, \eta_2 = 25, \lambda = 3$	0	✓	✓
Variance-Gamma	<i>VG</i>	$\sigma = 0.1, \nu = 0.06, \theta = 0.1$	0	✗	✓
CGMY	<i>CGMY⁽ⁱ⁾</i>	$c = 1.23, g = 15, m = 20, y = 0.2$	0.2	✗	✓
CGMY	<i>CGMY⁽ⁱⁱ⁾</i>	$c = 0.70, g = 15, m = 20, y = 0.4$	0.4	✗	✓
CGMY	<i>CGMY⁽ⁱⁱⁱ⁾</i>	$c = 0.025, g = 2, m = 4, y = 1.1$	1.2	✗	✗
CGMY	<i>CGMY^(iv)</i>	$c = 0.007, g = 2, m = 4, y = 1.5$	1.5	✗	✗

REFERENCES

- Ahrens, Joachim H, and Ulrich Dieter. 1980. "Sampling from binomial and Poisson distributions: a method with bounded computation times." *Computing* 25 (3): 193–208.
- Applebaum, David. 2004. "Lévy Processes – From Probability to Finance and Quantum Groups." *Notices of the American Mathematical Society* 51.
- Applebaum, David. 2009. *Lévy Processes and Stochastic Calculus*. 2nd ed., Cambridge Studies in Advanced Mathematics. Cambridge University Press.
- Asmussen, Søren, and Jan Rosiński. 2001. "Approximations of Small Jumps of Levy Processes with a View Towards Simulation." *Journal of Applied Probability* 38.
- Barndorff-Nielsen, Ole E. 2007. "Normal Inverse Gaussian Distributions and Stochastic Volatility Modelling." *Scandinavian Journal of Statistics* 24: 1 – 13.
- Bates, David. 1996. "Jumps and Stochastic Volatility: Exchange Rate Process Implicit in Deutsche Mark Options." *Review of Financial Studies* 9: 69–107.
- BoE. 2021. "Dear CEO letter." <https://www.bankofengland.co.uk/-/media/boe/files/prudential-regulation/letter/2021-07-20-dear-ceo-letter.pdf>
- Brace, Alan, Dariusz Gatarek, and Marek Musiela. 1997. "The Market Model of Interest Rate Dynamics." *Mathematical Finance* 7 (2): 127–155. <https://EconPapers.repec.org/RePEc:bla:mathfi:v:7:y:1997:i:2:p:127-155>.
- Brigo, Damiano, and Fabio Mercurio. 2013. *Interest Rate Models Theory and Practice*. Springer Finance. Springer Berlin Heidelberg. <https://books.google.co.uk/books?id=USvrCAAQBAJ>.
- Cai, Ning, and Steven G. Kou. 2011. "Pricing Asian Options Under a Hyper-Exponential Jump Diffusion Model." *Operations Research* 60.
- Carr, Peter., Hélyette Geman, Dilip B. Madan, and Marc Yor. 2002. "The Fine Structure of Asset Returns: An Empirical Investigation." *The Journal of Business* 75.
- Carr, Peter, and Dilip B. Madan. 1999. "Option Valuation Using the Fast Fourier Transform." *Journal of Computational Finance* 2: 61–73.
- Dereich, Steffen. 2011. "Multilevel Monte Carlo algorithms for Lévy-driven SDES with Gaussian correction." *The Annals of Applied Probability* 21.
- Dereich, Steffen, and Felix Heidenreich. 2011. "A multilevel Monte Carlo algorithm for Lévy-driven stochastic differential equations." *Stochastic Processes and their Applications* 121: 1565–1587.
- Devroye, Luc. 2013. *Non-Uniform Random Variate Generation*. Springer New York. <https://books.google.co.uk/books?id=9tLcBwAAQBAJ>.
- Eberlein, Ernst, and Fehmi Özkan. 2005. "The Lévy Libor model." *Finance and Stochastics* 9: 327–348.
- Eberlein, Ernst, and Karsten Prause. 1999. "The Generalized Hyperbolic Model: Financial Derivatives and Risk Measures." *Mathematical Finance-Bachelier Congress 2000* .
- Fang, Fang, and Cornelis W. Oosterlee. 2008. "A Novel Pricing Method for European Options Based on Fourier-Cosine Series Expansions." *SIAM J. Scientific Computing* 31 (2): 826–848. <https://doi.org/10.1137/080718061>.
- Fournier, Nicolas. 2012. "Simulation and approximation of Lévy-driven stochastic differential equations." *ESAIM: Probability and Statistics* 15: 233 – 248.
- Garreau, Pierre, and Alec Kercheval. 2016. "A Structural Jump Threshold Framework for Credit Risk." *SIAM Journal on Financial Mathematics* 7: 642–673.
- Giles, Mark B. 2008. "Multilevel Monte Carlo Path Simulation." *Operations Research* 56: 607–617.
- Giles, Mark B. 2015. "Multilevel Monte Carlo methods." *Acta Numerica* 24: 259–328.
- Glasserman, Paul, and Steven G. Kou. 2003. "The Term Structure of Simple Forward Rates with Jump Risk." *Mathematical Finance* 13 (3): 383–410. <https://onlinelibrary.wiley.com/doi/abs/10.1111/1467-9965.00021>.
- Grbac, Zorana, David Krief, and Peter Tankov. 2016. "Approximate Option Pricing in the Lévy Libor Model." .
- Jacka, Saul, and Aleksandar Mijatović. 2012. "Coupling and tracking of regime-switching martingales." *Electronic Journal of Probability* 20.

- Jacod, Jean. 2004. “The Euler scheme for Lévy driven stochastic differential equations: limit theorems.” *The Annals of Probability* 32 (3). <http://dx.doi.org/10.1214/009117904000000667>.
- Jacod, Jean, Thomas G. Kurtz, Sylvie Méléard, and Philip Protter. 2005. “The approximate Euler method for Lévy driven stochastic differential equations.” *Annales de l’I.H.P. Probabilités et statistiques* 41 (3): 523–558. http://www.numdam.org/item/AIHPB_2005__41_3_523_0.
- Jacod, Jean, and Albert Shiryaev. 2013. *Limit Theorems for Stochastic Processes*. Grundlehren der mathematischen Wissenschaften. Springer Berlin Heidelberg. <https://books.google.co.uk/books?id=mSD4CAAQBAJ>.
- Jamshidian, Farshid. 1999. *LIBOR market model with semimartingales*. Technical Report. Working Paper, NetAnalytic Ltd.
- Kallsen, Jan, and Peter Tankov. 2004. “Characterization of dependence of multi-dimensional Lévy processes using Lévy copulas.” *Journal of Multivariate Analysis - MA* .
- Kawai, Reiichiro, and Hiroki Masuda. 2011. “On simulation of tempered stable random variates.” *Journal of Computational and Applied Mathematics* 235: 2873–2887.
- Kingman, John F.C. 1992. *Poisson Processes*. Oxford Studies in Probability. Clarendon Press. <https://books.google.co.uk/books?id=VEiM-OtwDHkC>.
- Kohatsu-Higa, Arturo, and Hoang-Long Ngo. 2013. “Weak Approximations for SDE’s Driven by Lévy Processes.” In *Seminar on Stochastic Analysis, Random Fields and Applications VII*, edited by Robert C. Dalang, Marco Dozzi, and Francesco Russo, Basel, 131–169. Springer Basel.
- Kohatsu-Higa, Arturo, and Peter Tankov. 2010. “Jump-adapted discretization schemes for Lévy-driven SDEs.” *Stochastic Processes and their Applications* 120 (11): 2258–2285.
- Kyprianou, Andreas E. 2006. *Introductory Lectures on Fluctuations of Lévy Processes with Applications*. Universitext. Springer Berlin Heidelberg. <https://books.google.co.uk/books?id=nBYJIGaQV5kC>.
- Li, Heping, Estelle Deloux, and Laurence Dieulle. 2016. “A condition-based maintenance policy for multi-component systems with Lévy copulas dependence.” *Reliability Engineering & System Safety* 149: 44–55. <https://www.sciencedirect.com/science/article/pii/S0951832015003634>.
- Lyashenko, Andrei, and Fabio Mercurio. 2019. “Looking forward to backward-looking rates: a modeling framework for term rates replacing LIBOR.” *Available at SSRN 3330240* .
- Madan, Dilip B., Peter Carr, and Eric Chang. 1999. “The Variance Gamma Process and Option Pricing.” *Review of Finance* 2.
- Merton, Robert C. 1976. “Option Prices When Underlying Stock Returns Are Discontinuous.” *Journal of Financial Economics* 3: 125–144.
- Mijatović, Aleksandar, and Romain Palfray. 2022. “Multilevel Monte-Carlo simulation of Lévy-driven SDEs via a Continuous-Time Markov Chain approximation.” 9. <https://github.com/rpalfray/rpylib>.
- Mijatović, Aleksandar, Matija Vidmar, and Saul Jacka. 2012. “Markov chain approximations for transition densities of Lévy processes.” *Electronic Journal of Probability* 19.
- Papantoleon, Antonis, and David Skovmand. 2011. “Numerical Methods for the Lévy LIBOR Model.” In *Euro-Par 2010 Parallel Processing Workshops*, Berlin, Heidelberg, 463–470. Springer Berlin Heidelberg.
- Poirot, Jérémy, and Peter Tankov. 2006. “Monte Carlo Option Pricing for Tempered Stable (CGMY) Processes.” *Asia-Pacific Financial Markets* 13: 327–344.
- Protter, Philip, and Denis Talay. 1997. “The Euler Scheme for Lévy Driven Stochastic Differential Equations.” *Annals of Probability* 25.
- Raible, Sebastian. 2000. “Lévy Processes in Finance: Theory, Numerics, and Empirical Facts.” 01. https://users.ugent.be/~dheyman/L%e9vy/Sebastian_Raible.pdf.
- Rubenthaler, Sylvain. 2002. “Numerical simulation of the solution of a stochastic differential equation driven by a Lévy process.” <https://hal.univ-cotedazur.fr/hal-00755433>.
- Sato, Ken-Iti. 2013. *Lévy Processes and Infinitely Divisible Distributions*. Cambridge Studies in Advanced Mathematics. Cambridge University Press. <https://books.google.co.uk/books?id=vYNIingECAAJ>.
- Schoutens, Wim. 2019. “The Meixner Process: Theory and Applications in Finance.” <https://www.eurandom.tue.nl/reports/2002/004-report.pdf>.
- Tankov, Peter. 2004. “Processus de Lévy en Finance.” PhD diss., École Polytechnique. http://www.proba.jussieu.fr/pageperso/tankov/these_tankov.pdf.
- Tankov, Peter. 2006. “Simulation and option pricing in Lévy copula models.” .
- Tankov, Peter. 2016. *Lévy Copulas: Review of Recent Results*, 127–151. Cham: Springer International Publishing. https://doi.org/10.1007/978-3-319-25826-3_7.

ACKNOWLEDGMENTS

A. Mijatović is supported by EPSRC under grants EP/V009478/1 and EP/P003818/2, by the Turing Fellowship funded by the Programme on Data-Centric Engineering of Lloyd's Register Foundation, and by The Alan Turing Institute under the EPSRC grant EP/N510129/1.

DEPARTMENT OF STATISTICS, UNIVERSITY OF WARWICK AND THE ALAN TURING INSTITUTE, UK
Email address: `a.mijatovic@warwick.ac.uk`

DEPARTMENT OF STATISTICS, UNIVERSITY OF WARWICK, UK
Email address: `romain.palfray@warwick.ac.uk`