

The gyrokinetic dispersion relation of microtearing modes in collisionless toroidal plasmas

B. D. G. Chandran^{1†} and A. A. Schekochihin^{2,3}

¹Space Science Center and Department of Physics and Astronomy, University of New Hampshire, Durham, NH 03824

²Rudolf Peierls Centre for Theoretical Physics, University of Oxford, Oxford OX1 3NP, United Kingdom

³Merton College, University of Oxford, Oxford OX1 4JD, United Kingdom

(Received xx; revised xx; accepted xx)

We solve the linearized gyrokinetic equation, quasineutrality condition, and Ampere's law to obtain the dispersion relation of microtearing modes (MTMs) in collisionless low- β toroidal plasmas. Consistent with past studies, we find that MTMs are driven unstable by the electron temperature gradient and that this instability drive is mediated by magnetic drifts. The dispersion relation that we derive can be evaluated numerically very quickly and may prove useful for devising strategies to mitigate MTM instability in fusion devices.

1. Introduction

The free energy stored in magnetically confined, toroidal plasmas gives rise to a number of plasma instabilities. As fluctuations excited by these instabilities grow, they develop into turbulence, which rapidly transports thermal energy from the plasma core to the plasma edge. The resulting heat loss is a major obstacle to developing a commercially viable fusion reactor, and finding ways to reduce turbulent transport is one of the primary goals of current fusion research. An important step towards achieving this goal is to determine the linear stability thresholds of the relevant plasma modes.

At sufficiently small values of β (the ratio of plasma pressure to magnetic pressure), it is difficult for plasma fluctuations to perturb the magnetic field, and the dominant instabilities, such as the ion- and electron-temperature-gradient modes, are electrostatic (see, e.g. Cowley *et al.* 1991; Dorland *et al.* 2000). However, as β increases, electromagnetic instabilities, such as the microtearing mode (MTM) and kinetic ballooning mode (KBM), eventually become the main drivers of turbulence. Such electromagnetic instabilities are of particular relevance to spherical tokamaks, in which β is typically several times larger than in conventional tokamaks (see, e.g., Giacomini *et al.* 2023; Kennedy *et al.* 2023, and references therein). The purpose of this paper is to derive the gyrokinetic MTM dispersion relation in the collisionless limit, which is relevant to the hot plasmas in the cores of existing and planned fusion devices.

We have organized the remainder of this paper as follows. In Sections 1.1 through 1.5, we highlight selected results from the literature and preview the main steps in our derivation of the MTM dispersion relation, which follows in detail in Section 2. In

† Email address for correspondence: benjamin.chandran@unh.edu

Section 3, we present several numerical examples, and in Section 4 we discuss our principal findings and conclude.

1.1. Magnetic drift waves

A simple but useful reference point for understanding the MTM is the isobaric magnetic drift wave in a plasma in which the equilibrium magnetic field \mathbf{B} is uniform and static and neither the equilibrium electron pressure p_e nor the fluctuating quantities vary along \mathbf{B} . If we neglect electron inertia, then we can write the component of the electron momentum equation along the total magnetic field $\mathbf{B} + \delta\mathbf{B}$ as

$$\frac{en_0}{c} \frac{\partial}{\partial t} \delta A_{\parallel} = \frac{\delta\mathbf{B}_{\perp}}{B} \cdot \nabla p_e, \quad (1.1)$$

or, equivalently,

$$\left(\frac{\partial}{\partial t} + \mathbf{v}_{*e} \cdot \nabla \right) \delta A_{\parallel} = 0, \quad (1.2)$$

where e is the proton charge, c is the speed of light, $\delta A_{\parallel} = \mathbf{b} \cdot \delta\mathbf{A}$, $\mathbf{b} = \mathbf{B}/B$, $\delta\mathbf{A}$ is the perturbation to the vector potential, $\delta\mathbf{B}_{\perp} = (\nabla\delta A_{\parallel}) \times \mathbf{b}$ is the component of $\delta\mathbf{B}$ perpendicular to \mathbf{B} , and $\mathbf{v}_{*e} = -c\mathbf{B} \times \nabla p_e / (en_0 B^2)$ is the electron diamagnetic drift velocity. This equation is equivalent to equation (D20) of Adkins *et al.* (2022) in the limit that $\lambda \gg d_e$, where λ is the perpendicular wavelength and d_e is the electron skin depth. Equation (1.2) describes magnetic drift waves, in which δA_{\parallel} is advected at velocity \mathbf{v}_{*e} .

1.2. Ballooning transformation, quasimodes, and mode rational surfaces

Throughout the rest of this paper, we consider axisymmetric toroidal equilibria and focus on individual Fourier modes $\propto \exp(in\zeta - i\omega t)$ with infinitesimal amplitudes, where ζ is the toroidal angle, n is the toroidal mode number, and ω is the frequency. In order to enforce rapid spatial variation perpendicular to \mathbf{B} , slow variation along \mathbf{B} , and periodicity in the poloidal angle θ , we set $n \gg 1$ and employ the ballooning transformation (Connor *et al.* 1978, 1979; Tang *et al.* 1980):

$$\mathbf{u}(\psi, \theta, \zeta) = \sum_{j=-\infty}^{\infty} \hat{\mathbf{u}}(\psi, \theta + 2\pi j) \exp \left\{ in \left[\alpha(\psi, \theta + 2\pi j, \zeta) + \int^{\psi} \bar{k}(\psi') d\psi' \right] \right\}, \quad (1.3)$$

where \mathbf{u} is a vector whose components are the various fluctuating quantities, ψ is the poloidal flux, and $\bar{k}(\psi)$ is a function that is discussed in the run-up to (2.9). The triad (α, ψ, θ) is a Clebsch coordinate system, in which $\alpha(\psi, \theta, \zeta)$ (defined in (2.4)) and ψ are constant along magnetic-field lines, while the poloidal angle θ serves to measure position along \mathbf{B} . Although the (position-space) mode $\mathbf{u}(\psi, \theta, \zeta)$ is periodic in θ , the (ballooning-space) ‘quasimode’ $\hat{\mathbf{u}}$ is not. Instead, $\hat{\mathbf{u}}(\psi, \theta) \rightarrow 0$ as $\theta \rightarrow \pm\infty$ to ensure that the sum in (1.3) converges. As discussed further in Section 2.2, the very broad θ envelope of the MTM’s electrostatic potential eigenfunction $\delta\hat{\Phi}$ implies that $\delta\Phi$ in position space is peaked around mode rational surfaces on which $nq(\psi)$ is an integer, where $q(\psi)$ is the safety factor defined in (2.5) (Cowley *et al.* 1991; Hardman *et al.* 2023). It follows from (2.20) and (2.24) that mode rational surfaces are, for each n , spaced a distance $\sim k_{\perp}^{-1}$ apart, where k_{\perp} is the binormal wavenumber (the wavevector component perpendicular to both \mathbf{B} and $\nabla\psi$) defined in (2.14). Because of magnetic shear (illustrated in the right panel of figure 1), quasimode structure at $|\theta| \gg 1$ corresponds to mode structure at spatial scales $\sim (k_{\perp}|\theta|)^{-1}$ in the $\nabla\psi$ direction (see (2.13)) and (2.14)).

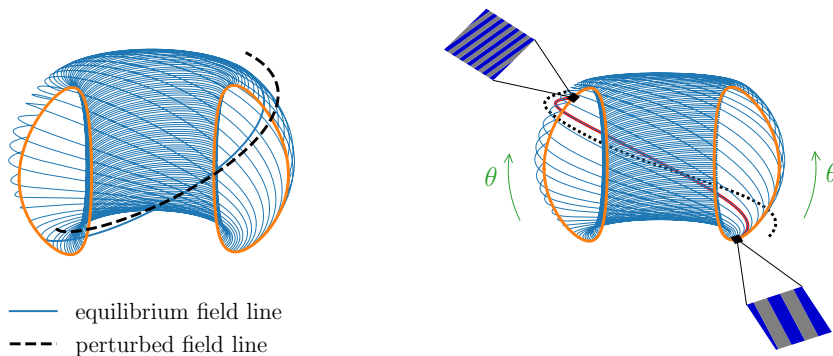


FIGURE 1. The blue lines are segments of an equilibrium magnetic-field line that traces out a mode rational surface in a hypothetical spherical tokamak. *Left*: the black dashed curve shows, in an exaggerated fashion, how a segment of this field line might be perturbed by an MTM. *Right*: the red line highlights one of the blue field-line segments, and the black dotted line is a nearby equilibrium magnetic-field line at slightly larger ψ . We assume $dq/d\psi > 0$, where q is defined in (2.5), so that the black dotted field line rotates through a smaller θ interval than the solid red line as the two lines traverse the same interval of toroidal angle. This magnetic shear rotates the phase fronts of the MTMs, causing them to draw closer together in the $\nabla\psi$ direction as one follows the red field-line segment from the lower right-hand side of the figure to the upper left-hand side, as illustrated schematically by the blue-and-gray-striped squares.

1.3. Tearing parity

MTMs involve δA_{\parallel} perturbations that behave like the magnetic drift waves described in Section 1.1, propagating at a velocity $\simeq \mathbf{v}_{*e}$ (see figure 3). As we discuss in greater detail in Section 2.2, a defining feature of the MTM is ‘tearing parity,’ which means that δA_{\parallel} has a non-vanishing line integral along the magnetic field (Hatch 2010; Dickinson *et al.* 2011; Ishizawa *et al.* 2015; Patel *et al.* 2022). This in turn implies that, as one follows a perturbed magnetic-field line at a mode rational surface, the field line wanders secularly in the ψ direction (Hardman *et al.* 2023), as illustrated in the left half of figure 1. Magnetic-field lines perturbed by MTMs thus create channels for electrons to transport heat down the temperature gradient, enabling MTMs to tap into the free energy stored in the electron temperature profile (Drake *et al.* 1980; Guttenfelder *et al.* 2012*b*). In contrast, in KBMs, a perturbed magnetic-field line at a mode rational surface returns to its initial equilibrium magnetic flux surface after each poloidal revolution about the plasma (see Section 2.2). This essential difference between the MTM and KBM is why the MTM (in contrast to the KBM) is driven by the electron temperature gradient (and the rapid transport of heat along perturbed magnetic-field lines by electrons) and not by the density gradient (see Section 2.10 and, e.g., Hazeltine *et al.* 1975; Drake & Lee 1977; Hassam 1980; Applegate *et al.* 2007; Predebon & Sattin 2013; Guttenfelder *et al.* 2012*a*; Zocco *et al.* 2015; Hamed *et al.* 2019; Geng *et al.* 2020; Patel *et al.* 2022; Hardman *et al.* 2023; Yagyu & Numata 2023; Giacomini *et al.* 2023).

1.4. Characteristic scales and quasimode eigenfunctions

The characteristic MTM binormal wavenumber satisfies $k_{\perp} \rho_e \ll 1$, where ρ_e is the electron gyroradius. As we discuss further in Section 2, the δA_{\parallel} fluctuation of an MTM is approximately localized to a θ interval of order unity (e.g., Applegate *et al.* 2007;

Hamed *et al.* 2019; Hardman *et al.* 2023). Because the MTM has tearing parity, this localized $\delta\hat{A}_{\parallel}$ fluctuation creates parallel current density $\delta\hat{j}_{\parallel}$ via two very powerful mechanisms: the rapid streaming of passing electrons along perturbed magnetic-field lines that connect different equilibrium magnetic flux surfaces, and the parallel inductive electric field $-c^{-1}(\partial/\partial t)\delta\hat{A}_{\parallel}$. In Section 4, we label the current densities created by these two mechanisms $\delta\hat{j}_{\delta B_{\psi}}$ and $\delta\hat{j}_{\delta E_{\parallel}}$, respectively, and give mathematical expressions for each. Because of the rapid motion of electrons, the non-Boltzmann part of the perturbation to the passing-electron gyrokinetic distribution function, denoted by $\hat{h}_{e,\text{passing}}$, created by these two current-generation mechanisms persists out to great distances along the magnetic field (i.e., out to $|\theta| \gg 1$) and generates, via the quasineutrality condition, a perturbation to the electrostatic potential $\delta\hat{\Phi}$ that likewise extends to $|\theta| \gg 1$ (Hardman *et al.* 2022, 2023).

The width of the $\delta\hat{\Phi}$ eigenfunction in θ is ultimately limited by several factors. Magnetic shear (i.e., non-zero $dq/d\psi$) endows $\delta\hat{\Phi}$ and $\hat{h}_{e,\text{passing}}$ at large $|\theta|$ with spatial structure at scales $\ll k_{\perp}^{-1}$ in the $\nabla\psi$ direction, as illustrated in the right panel of figure 1. In addition, at large $|\theta|$, passing electrons at the same position but different velocities that are moving towards larger $|\theta|$ will have previously interacted with electromagnetic fluctuations at smaller $|\theta|$ that were at substantially different phases, which causes $\hat{h}_{e,\text{passing}}$ at sufficiently large $|\theta|$ to become a rapidly varying function of velocity. As we discuss further in Appendix B, the rapid variation of $\hat{h}_{e,\text{passing}}$ (in space and velocity) causes $\delta\hat{\Phi}$ to decay (via gyroaveraging and phase mixing) at $|\theta| \gtrsim (k_{\perp}\rho_e)^{-1}$ (cf., Hardman *et al.* 2022, 2023).[†] As the MTM $\delta\hat{\Phi}$ eigenfunction extends out to $|\theta| \sim (k_{\perp}\rho_e)^{-1}$ in ballooning space, the $\delta\hat{\Phi}$ fluctuations in position space have a characteristic scale $(k_{\perp}\theta)^{-1} \sim \rho_e$ in the $\nabla\psi$ direction.

1.5. The MTM dispersion relation

Our derivation of the MTM dispersion relation in Section 2 consists of four steps to determine the four unknowns \hat{h}_e , $\delta\hat{A}_{\parallel}$, $\delta\hat{\Phi}$, and ω , where \hat{h}_e is the non-Boltzmann part of the perturbed electron distribution function for both passing and trapped electrons. First, we integrate the gyrokinetic equation (2.25) to solve for \hat{h}_e in terms of $\delta\hat{A}_{\parallel}$, $\delta\hat{\Phi}$, and ω . Second, we take $\partial/\partial\theta$ of $1/B$ times the parallel component of Ampere's law to show that $\delta\hat{A}_{\parallel}$ is localized at $\theta \sim O(1)$. This localization implies that further appearances of $\delta\hat{A}_{\parallel}$ are always inside its line integral along the magnetic field, $\int_{-\infty}^{\infty} JB\delta\hat{A}_{\parallel}d\theta$, where $J = (\mathbf{B}\cdot\nabla\theta)^{-1}$ is the Jacobian of the (α, ψ, θ) coordinate system. As long as it is non-zero (as it is for a tearing-parity mode), this integral can be factored out of the remaining equations as an overall normalization constant. Third, we evaluate the parallel component of Ampere's law at $\theta = 0$ to obtain a single equation for the two remaining unknowns, ω and $\delta\hat{\Phi}$. Finally, we use the quasineutrality condition to solve for $\delta\hat{\Phi}$ in terms of ω and plug this value back into the parallel component of Ampere's law at $\theta = 0$.

Our analysis is greatly simplified by the two-scale nature of the problem. In particular, the contribution of $\delta\hat{\Phi}$ to the parallel current at $\theta = 0$, denoted by $\delta\hat{j}_{\delta\Phi}$, is dominated by the $\delta\hat{\Phi}$ fluctuations at $\theta \sim (k_{\perp}\rho_e)^{-1}$. As a consequence, when we use the quasineutrality condition to solve for $\delta\hat{\Phi}$ in step 4 of the programme described in previous paragraph, we can, to leading order, restrict our attention to values of $|\theta|$ that are sufficiently large that: (1) the non-Boltzmann part of the perturbed ion distribution function \hat{h}_i

[†] A complex frequency also contributes to the truncation of the fluctuations at large $|\theta|$ (see, e.g., Frieman *et al.* 1980). For example, when the growth rate is positive, passing electrons with $\pm v_{\parallel}\hat{\mathbf{b}}\cdot\nabla\theta > 0$ at $\theta \rightarrow \pm\infty$ will have interacted with electromagnetic fluctuations at finite θ at very early times when the fluctuations were vanishingly small.

can be neglected because of gyroaveraging and phase mixing, and (2) $\delta\hat{A}_{\parallel}$ enters the quasineutrality condition only via the quantity $\int_{-\infty}^{\infty} JB\delta\hat{A}_{\parallel}d\theta$, as already mentioned.

We note that $\delta\hat{j}_{\delta\Phi}$ does not arise from the parallel electric field associated with $\delta\Phi$, whose effects are included in the Boltzmann response, which is an even function of the parallel velocity and hence does not generate parallel current. Instead, $\delta\hat{j}_{\delta\Phi}$ arises from electron energization or de-energization caused by the partial time derivative of the electrostatic potential energy $-e\partial\delta\hat{\Phi}/\partial t$ and from $\delta\hat{\Phi}$ causing electrons to $\mathbf{E} \times \mathbf{B}$ -drift across the equilibrium flux surfaces.†

2. Derivation of the MTM dispersion relation

We consider a gyrokinetic model of a single-ion-species plasma whose equilibrium state is axisymmetric. A comprehensive derivation of the equations describing this system is reviewed by Abel *et al.* (2013), who included plasma rotation, which we neglect for simplicity. In this model, the equilibrium distribution function of species s (with $s = i$ for ions and $s = e$ for electrons) is a Maxwellian, and the number density n_0 and temperature T_s are flux functions:

$$F_{0s} = \frac{n_0(\psi)}{\pi^{3/2}v_{Ts}^3} \exp\left(-\frac{m_s E}{T_s(\psi)}\right), \quad (2.1)$$

where ψ is the poloidal flux, $E = v^2/2$, \mathbf{v} is the particle velocity, $v_{Ts} = (2T_s/m_s)^{1/2}$ is the thermal speed of species s , and m_s is the mass of a particle of species s .

The equilibrium magnetic field \mathbf{B} can be written in two equivalent ways: the standard form for axisymmetric equilibria,

$$\mathbf{B} = \nabla\zeta \times \nabla\psi + I(\psi)\nabla\zeta, \quad (2.2)$$

and the Clebsch form (Kruskal & Kulsrud 1958)

$$\mathbf{B} = \nabla\alpha \times \nabla\psi. \quad (2.3)$$

Here, ζ is the toroidal angle, $I(\psi)$ is the axial current divided by 2π ,

$$\alpha(\psi, \theta, \zeta) \equiv \zeta - q(\psi)\theta - \nu(\psi, \theta), \quad (2.4)$$

θ is the poloidal angle,

$$q(\psi) \equiv \frac{1}{2\pi} \int_0^{2\pi} \frac{\mathbf{B} \cdot \nabla\zeta}{\mathbf{B} \cdot \nabla\theta} d\theta \quad (2.5)$$

is the safety factor, and

$$\nu(\psi, \theta) = \int_0^{\theta} \frac{\mathbf{B} \cdot \nabla\zeta}{\mathbf{B} \cdot \nabla\theta'} d\theta' - q(\psi)\theta. \quad (2.6)$$

The θ integrals in (2.5) and (2.6) are evaluated at constant ψ . Unlike α , ν is a single-valued, periodic function of θ . As mentioned in Section 1.2, in Clebsch coordinates (α, ψ, θ) , α and ψ serve to label the magnetic-field lines, and θ determines the position along a magnetic-field line.

2.1. Ballooning transformation

As mentioned in Section 1.2, we represent all fluctuating quantities as Fourier series in the toroidal angle ζ and focus on a single Fourier mode with toroidal mode number n .

† These latter two effects are represented mathematically by the terms proportional to $\omega\delta\hat{\Phi}$ and $\Omega_{*e}(E)\delta\hat{\Phi}$, respectively, on the right-hand side of (2.25).

Because the spatial variation of MTMs in the plane perpendicular to \mathbf{B} is much more rapid than their spatial variation along \mathbf{B} , it would be natural to take all fluctuating quantities to be of the form $f(\psi, \theta) \exp\{in[\alpha + g(\psi)]\}$ with $|n| \gg 1$, where $f(\psi, \theta)$ and $g(\psi)$ are slowly varying functions. However, as pointed out by Connor *et al.* (1978), fluctuations of this form are unphysical when q is irrational, because they are not periodic in θ . This is problematic because q is irrational in essentially all of the plasma volume when $q'(\psi) \neq 0$.

To circumvent this difficulty, we follow Connor *et al.* (1978), Tang *et al.* (1980), and others by employing the ballooning transformation,

$$\mathbf{u}(\psi, \theta, \zeta) = \sum_{j=-\infty}^{\infty} \hat{\mathbf{u}}(\psi, \theta + 2\pi j) e^{inS(\psi, \theta + 2\pi j, \zeta)}, \quad (2.7)$$

where \mathbf{u} is a vector whose components are the various fluctuating quantities, $|n| \gg 1$, $\hat{\mathbf{u}}$ is a slowly varying function of ψ and θ , and $\mathbf{B} \cdot \nabla S = 0$. These last three conditions guarantee rapid spatial variation, but only in directions perpendicular to \mathbf{B} . We require that $\hat{\mathbf{u}}(\psi, \theta) \rightarrow 0$ sufficiently rapidly as $|\theta| \rightarrow \infty$ for the sum in (2.7) to converge. As mentioned in Section 1.2, we refer to \mathbf{u} as the ‘mode’ and $\hat{\mathbf{u}}$ as the ‘quasimode.’ The ballooning transformation represents \mathbf{u} as the sum of an infinite number of copies of $\hat{\mathbf{u}}e^{inS}$ that are translated in θ by successive integer multiples of 2π , thereby ensuring that \mathbf{u} is periodic in θ .

As we are taking $\mathbf{u}(\psi, \theta, \zeta)$ to be $\propto e^{in\zeta}$ with no other ζ dependence, the condition $\mathbf{B} \cdot \nabla S = 0$ implies that (Tang *et al.* 1980)

$$S = \alpha + \int^{\psi} \bar{k}(\psi') d\psi', \quad (2.8)$$

where $\bar{k}(\psi)$ is some function of ψ alone. Thus, the eikonal form conjectured in the first paragraph of this section describes the rapid cross-field spatial variation of the summand in (2.7) rather than the spatial variation of $\mathbf{u}(\psi, \theta, \zeta)$ in its entirety. The function $\bar{k}(\psi)$ can in principle be determined through a global analysis, but here we carry out a local analysis about some flux surface $\psi = \psi_0$, with $\bar{k}(\psi_0)$ a free parameter that is related to the ballooning angle (see, e.g., Hardman *et al.* 2022)

$$\theta_0 = \frac{\bar{k}(\psi_0)}{q'(\psi_0)}. \quad (2.9)$$

If we represent the linear eigenvalue problem that determines the MTM eigenfunctions and dispersion relation in the form

$$\mathcal{L}\mathbf{u} = 0, \quad (2.10)$$

where \mathcal{L} is a linear operator whose coefficients are periodic in θ with period 2π , then the condition

$$\mathcal{L}\bar{\mathbf{u}} = 0 \quad (2.11)$$

is sufficient for \mathbf{u} to solve (2.10). In subsequent sections, we will solve (2.11) rather than (2.10) and simplify notation by writing $\hat{\mathbf{u}}(\psi, \theta) = \hat{\mathbf{u}}(\theta)$ without explicitly referencing the slow dependence on ψ .

The perpendicular wavevector is

$$\mathbf{k}_{\perp} = n\nabla S. \quad (2.12)$$

The component of \mathbf{k}_{\perp} in the $\nabla\psi$ direction can be written in the form (Hardman *et al.*

2022)

$$k_{\perp\psi} \equiv \mathbf{k}_{\perp} \cdot \frac{\nabla\psi}{|\nabla\psi|} = nq'(\psi)|\nabla\psi|(\theta_0 - \theta) - \frac{n}{|\nabla\psi|} (q\nabla\psi \cdot \nabla\theta + \nabla\psi \cdot \nabla\nu), \quad (2.13)$$

which shows that $|k_{\perp\psi}|$ grows approximately linearly with θ when $|\theta| \gg 1$ in the presence of magnetic shear (non-zero q'). The binormal wavenumber is

$$k_{\wedge} = \mathbf{k}_{\perp} \cdot \left(\frac{\nabla\psi}{|\nabla\psi|} \times \mathbf{b} \right) = n\nabla\alpha \cdot \left(\frac{\nabla\psi}{|\nabla\psi|} \times \mathbf{b} \right) = \frac{n}{|\nabla\psi|} (\nabla\alpha \times \nabla\psi) \cdot \mathbf{b} = \frac{nB}{|\nabla\psi|}, \quad (2.14)$$

where $\mathbf{b} = \mathbf{B}/B$, and the fourth equality in (2.14) follows from (2.3).

2.2. Mode rational surfaces and tearing parity

With the aid of (2.4) and (2.8), we can rewrite (2.7) in the form

$$\mathbf{u}(\psi, \theta, \zeta) = \sum_{j=-\infty}^{\infty} \hat{\mathbf{u}}(\psi, \theta + 2\pi j) e^{in[\alpha(\psi, \theta, \zeta) - 2\pi q(\psi)j + \int^{\psi} \bar{\kappa}(\psi') d\psi']}. \quad (2.15)$$

As discussed in Section 1, $\delta\hat{\Phi}$ retains a comparable magnitude as $|\theta|$ increases to values $\gg 1$. If one were to treat $\delta\hat{\Phi}(\theta)$ as approximately constant out to large values of $|\theta|$, then the sum on the right-hand side of (2.15) would add to large values (exhibiting constructive interference of quasimodes) at mode rational surfaces on which $nq(\psi) = m$, where m is an integer (Cowley *et al.* 1991). For this reason, in position space, the electrostatic-potential fluctuations of MTMs are peaked on mode rational surfaces.

Mode rational surfaces have an additional significance related to the perturbed magnetic-field lines. As mentioned in Section 1.3, MTMs, unlike KBMs, satisfy the tearing-parity condition (Hatch 2010; Dickinson *et al.* 2011; Ishizawa *et al.* 2015; Patel *et al.* 2022)

$$\int_{-\infty}^{\infty} d\theta JB \delta\hat{A}_{\parallel} \sim \int_{-\infty}^{\infty} d\theta JB |\delta\hat{A}_{\parallel}|, \quad (2.16)$$

where $J = [(\nabla\zeta \times \nabla\psi) \cdot \nabla\theta]^{-1} = [(\nabla\alpha \times \nabla\psi) \cdot \nabla\theta]^{-1} = (\mathbf{B} \cdot \nabla\theta)^{-1}$ is the Jacobian of both the (ζ, ψ, θ) and (α, ψ, θ) coordinate systems that was previously mentioned in Section 1.5. Equation (2.16) implies that perturbed magnetic-field lines at mode rational surfaces wander secularly towards either larger or smaller ψ (Hardman *et al.* 2023). To show this, we parameterize the perturbed magnetic-field line that passes through position $(\alpha_1, \psi_1, \theta_1)$ using the Clebsch coordinate functions $\alpha(\theta) = \alpha_1 + \delta\alpha(\theta)$ and $\psi(\theta) = \psi_1 + \delta\psi(\theta)$, with $\delta\alpha(\theta_1) = 0$ and $\delta\psi(\theta_1) = 0$. We define $l(\theta)$ to be the distance along this perturbed magnetic-field line and $s_{\perp}(\theta)$ to be the distance between this perturbed field line and the equilibrium flux surface $\psi = \psi_1$. To leading order in the (infinitesimal) MTM amplitude,

$$\begin{aligned} \delta\psi(\theta_1 + 2\pi) &= \int_{\theta_1}^{\theta_1 + 2\pi} \frac{d\psi}{ds_{\perp}} \frac{ds_{\perp}}{dl} \frac{dl}{d\theta} d\theta \\ &= \int_{\theta_1}^{\theta_1 + 2\pi} |\nabla\psi| \sum_{j=-\infty}^{\infty} \delta\hat{B}_{\psi}(\theta + 2\pi j) e^{in(S_1 - 2\pi jq_1)} \frac{d\theta}{\mathbf{B} \cdot \nabla\theta}, \end{aligned} \quad (2.17)$$

where we have taken s_{\perp} to increase in the direction of increasing ψ and l to increase in the direction of $\hat{\mathbf{b}}$, $\delta\hat{B}_{\psi} = \delta\hat{\mathbf{B}} \cdot \nabla\psi/|\nabla\psi|$, $S_1 = \alpha_1 + \int^{\psi_1} \bar{\kappa}(\psi) d\psi$, $q_1 = q(\psi_1)$, and the θ integral in (2.17) is carried out at $\alpha = \alpha_1$ and $\psi = \psi_1$. To leading order in $1/n$, $\delta\hat{B}_{\psi} = -ik_{\wedge} \delta\hat{A}_{\parallel}$. If we take $\psi = \psi_1$ to be a mode rational surface on which nq_1 is an

integer, then, with the aid of (2.14), we can rewrite (2.17) as

$$\begin{aligned} \delta\psi(\theta_1 + 2\pi) \Big|_{nq_1 = \text{integer}} &= -ine^{inS_1} \sum_{j=-\infty}^{\infty} \int_{\theta_1}^{\theta_1+2\pi} J(\theta)B(\theta) \delta\hat{A}_{\parallel}(\theta + 2\pi j) d\theta \\ &= -ine^{inS_1} \int_{-\infty}^{\infty} JB \delta\hat{A}_{\parallel} d\theta. \end{aligned} \quad (2.18)$$

Equation (2.16) implies that the right-hand side of (2.18) is non-zero. (In contrast, $\int_{-\infty}^{\infty} JB \delta\hat{A}_{\parallel} d\theta$ vanishes for KBMs in the low and intermediate-frequency regimes (Tang *et al.* 1980).) Because the right-hand side of (2.18) is a function of α_1 and ψ_1 but not θ_1 , a perturbed magnetic-field line on a mode rational surface keeps wandering in the same direction in ψ each time it winds around the plasma in the poloidal direction.

2.3. Orderings

We assume that

$$\beta_e \equiv \frac{8\pi n_0 T_e}{B^2} \ll 1 \quad (2.19)$$

and that

$$\frac{B_p}{B} \sim \frac{a}{R} \sim q(\psi) \sim a|\nabla q| \sim O(1), \quad (2.20)$$

where B_p is the poloidal magnetic field, a is the plasma minor radius, and R is the plasma major radius. We take the mode's frequency ω to satisfy

$$|\omega| \sim |\omega_{*e}|, \quad (2.21)$$

where

$$\omega_{*s} = n \frac{cT_s}{Z_s e} \frac{d \ln n_0}{d\psi} \quad (2.22)$$

is the diamagnetic drift frequency of species s , $Z_s e$ is the charge of species s , e is the proton charge, and c is the speed of light. We also assume that

$$k_{\perp} \rho_e \ll 1, \quad (2.23)$$

where $\rho_e = v_{Te}/|\Omega_e|$ is the electron gyroradius, and $\Omega_s = Z_s e B / (m_s c)$ is the cyclotron frequency of species s . We note that, from (2.14), (2.20), and (2.22),

$$n \sim k_{\perp} a \quad \text{and} \quad \omega_{*e} \sim k_{\perp} \rho_e \frac{v_{Te}}{a}. \quad (2.24)$$

2.4. Linearized gyrokinetic equation

In the limit of infinitesimal fluctuation amplitudes, the ballooning-space representation of the non-Boltzmann, gyrotropic part of the perturbed gyrokinetic distribution function \hat{h}_s satisfies the linearized gyrokinetic equation (Tang *et al.* 1980),

$$v_{\parallel}(\mathbf{b} \cdot \nabla \theta) \frac{\partial \hat{h}_s}{\partial \theta} - i(\omega - \omega_{Ds}) \hat{h}_s = -\frac{iZ_s e}{T_s} F_{0s} [\omega - \Omega_{*s}(E)] J_0(\alpha_s) \left(\delta\hat{\Phi} - \frac{v_{\parallel}}{c} \delta\hat{A}_{\parallel} \right), \quad (2.25)$$

where $v_{\parallel} = \mathbf{v} \cdot \mathbf{b}$,

$$\omega_{Ds} = \mathbf{k}_{\perp} \cdot \mathbf{v}_{Ds} \quad (2.26)$$

is the magnetic drift frequency,

$$\mathbf{v}_{Ds} = \frac{\mathbf{b}}{\Omega_s} \times \left(v_{\parallel}^2 \mathbf{b} \cdot \nabla \mathbf{b} + \frac{1}{2} v_{\perp}^2 \nabla \ln B \right) \quad (2.27)$$

is the guiding-centre drift velocity, J_l denotes the Bessel function of the first kind of order l , $\alpha_s = k_\perp v_\perp / \Omega_s$ (not to be confused with the Clebsch coordinate α),

$$\Omega_{*s}(E) = \omega_{*s} \left[1 + \eta_s \left(\frac{m_s E}{T_s} - \frac{3}{2} \right) \right], \quad (2.28)$$

and $\eta_s = d \ln T_s / d \ln n_0$. In (2.25), the partial derivative $\partial / \partial \theta$ is taken at constant ψ , α , μ , and E , where $\mu = v_\perp^2 / (2B)$, and v_\perp is the velocity component perpendicular to \mathbf{B} . In writing (2.25), we neglected a term involving the parallel component of the fluctuating magnetic field, which leads to only a small correction to the MTM dispersion relation when $\beta_e \ll 1$ (Applegate *et al.* 2007; Patel *et al.* 2022; Kennedy *et al.* 2023).

2.5. Passing electrons

To determine \hat{h}_e for passing electrons, we solve (2.25) subject to the boundary condition

$$\lim_{|\theta| \rightarrow \infty} \hat{h}_e(\theta) = 0, \quad (2.29)$$

which, as noted in section 2.1, is required in order for the sum in (2.7) to converge. The unique solution for $\text{Im} \omega > 0$ is given by (Frieman *et al.* 1980; Tang *et al.* 1980)

$$\hat{h}_{e,\text{passing}\pm} = \mp i \xi_e \int_{\mp \sigma_J \infty}^{\theta} d\theta' JB J_0(\alpha_e) \left(\frac{\delta \hat{\Phi}}{|v_\parallel|} \mp \frac{\delta \hat{A}_\parallel}{c} \right) e^{\pm i(I_0^\theta - I_0^{\theta'})}. \quad (2.30)$$

Here and in the following, the \pm sign indicates the sign of v_\parallel , $\sigma_J = J/|J|$, J is the Jacobian defined following (2.16),

$$\xi_s \equiv \frac{Z_s e}{T_s} [\omega - \Omega_{*s}(E)] F_{0s}, \quad (2.31)$$

and

$$I_a^b \equiv \int_a^b d\theta \frac{JB}{|v_\parallel|} (\omega - \omega_{De}) \quad (2.32)$$

is ($-|v_\parallel|/v_\parallel$ times) the change in the MTM phase factor $nS - \omega t$ at the position of a passing electron as it propagates from $\theta = a$ to $\theta = b$. In (2.30) and (2.32), the θ' and θ integrals are carried out at constant ψ , α , E and μ . In (2.30) and in the following, if a function of θ appears in an integral over θ' but the function's arguments are not listed, the function is to be evaluated at θ' rather than θ . The lower limit of integration in (2.30) is chosen to ensure that $\hat{h}_{e\pm} \rightarrow 0$ as $\theta \rightarrow \mp \sigma_J \infty$. The condition $\text{Im} \omega > 0$ ensures that $\hat{h}_{e\pm} \rightarrow 0$ as $\theta \rightarrow \pm \sigma_J \infty$ because $\delta \hat{\Phi}(\theta)$ and $\delta \hat{A}_\parallel(\theta)$ also vanish as $|\theta| \rightarrow \infty$.

2.6. Leading-order parallel component of Ampere's law and its θ derivative at $\theta \sim \text{O}(1)$

In ballooning space, the parallel component of Ampere's law is (Tang *et al.* 1980)

$$\frac{k_\perp^2 c}{4\pi} \delta \hat{A}_\parallel = \delta \hat{j}_\parallel = \sum_s 2\pi Z_s e \int_0^\infty dE \int_0^{E/B} d\mu B (\hat{h}_{s+} - \hat{h}_{s-}) J_0(\alpha_s). \quad (2.33)$$

We only need to evaluate (2.33) at $\theta \sim \text{O}(1)$. The ion contribution to the parallel current can be neglected as it is $\sim (m_e/m_i)^{1/2}$ times the passing-electron contribution, the ions being much slower than the electrons. The trapped-electron contribution to the parallel current can also be neglected, as we show in Appendix A. Using the solution (2.30)

in (2.33) and dividing by B , we obtain

$$\begin{aligned}
\textcircled{1} \frac{k_{\perp}^2 c}{4\pi B} \delta \hat{A}_{\parallel} &= -2\pi i e \int_0^{\infty} dE \int_0^{E/B_{\max}} d\mu J_0(\alpha_e) \xi_e \left[\right. \\
&\int_{-\infty}^{\theta} d\theta' |J| B J_0(\alpha_e) \left(-\sigma_J \frac{\delta \hat{\Phi}}{|v_{\parallel}|} + \frac{\delta \hat{A}_{\parallel}}{c} \right) e^{i(\bar{T}_0^{\theta} - \bar{T}_0^{\theta'})} \\
&+ \int_{\theta}^{\infty} d\theta' |J| B J_0(\alpha_e) \left(\sigma_J \frac{\delta \hat{\Phi}}{|v_{\parallel}|} + \frac{\delta \hat{A}_{\parallel}}{c} \right) e^{-i(\bar{T}_0^{\theta} - \bar{T}_0^{\theta'})} \left. \right], \tag{2.34}
\end{aligned}$$

where $\bar{T}_a^b = \sigma_J J_a^b$, B_{\max} is the maximum value of the magnetic field on the flux surface, and the upper limit of integration of the μ integral restricts the integral to the passing region of velocity space. The circled numbers in (2.34) are shorthand for the values of the terms underneath them after all multiplications and integrations have been carried out. In Appendix B, we will show that

$$\begin{aligned}
\textcircled{2a} &\sim \textcircled{2b} \sim \left(\textcircled{3a} + \textcircled{3b} \right) \\
\textcircled{1} &\sim \frac{k_{\perp} \rho_e}{\beta_e} \times \left(\textcircled{3a} + \textcircled{3b} \right) \tag{2.35}
\end{aligned}$$

at $\theta \sim O(1)$, a set of relations that we will use in our derivation of (2.36).

As a first step towards solving (2.34), we consider its θ derivative. When $\partial/\partial\theta$ acts upon the right-hand side of (2.34), the resulting quantity is the sum of three terms. The first results from taking the θ derivative of $J_0(\alpha_e(\theta))$, which is $\propto J_1(\alpha_e(\theta))$; this term is a factor $\sim k_{\perp} \rho_e$ smaller than the right-hand side of (2.34), because $\alpha_e(\theta) \sim k_{\perp} \rho_e$ when $\theta \sim O(1)$. The second term results from taking the θ derivative of $\exp(\pm i\bar{T}_0^{\theta})$; it follows from (2.32) that this term is a factor $\sim k_{\perp} \rho_e$ smaller than the right-hand side of (2.34) when $\theta \sim O(1)$. The third term results from evaluating the integrands in $\textcircled{2a}$, $\textcircled{2b}$, $\textcircled{3a}$ and $\textcircled{3b}$ at the endpoints of the θ' integrations. The resulting $\delta \hat{A}_{\parallel}$ terms vanish identically. The resulting $\delta \hat{\Phi}$ terms are a factor of $\sim k_{\perp} \rho_e$ smaller than the sum of $\textcircled{2a}$ and $\textcircled{2b}$ because, as we will show in Appendix B, the θ' integrand in $\textcircled{2a}$ has a similar magnitude throughout the interval $0 < |\theta| \lesssim (k_{\perp} \rho_e)^{-1}$ before decaying at larger $|\theta|$, and likewise for the θ' integrand in $\textcircled{2b}$. The integrands in terms $\textcircled{2a}$ and $\textcircled{2b}$ are therefore of order $\sim k_{\perp} \rho_e$ times the integrals. To summarize, at $\theta \sim O(1)$, the θ derivative of the right-hand side of (2.34) is of order $\sim k_{\perp} \rho_e$ times the right-hand side of (2.34).

In contrast, taking the θ derivative of the left-hand side of (2.34) does not change its order in β_e and $k_{\perp} \rho_e$. Hence, when we take the θ derivative of (2.34) and make use of (2.35), we find that the left-hand side of (2.34) becomes $\sim \beta_e^{-1}$ times larger than the

right-hand side, so that, to leading order,

$$\frac{\partial}{\partial \theta} \left(\frac{k_{\perp}^2 c}{4\pi B} \delta \hat{A}_{\parallel} \right) = 0, \quad (2.36)$$

where the θ derivative is computed at constant α and ψ . Equation (2.36) is equivalent to the condition that $\mathbf{B} \cdot \nabla (\delta \hat{j}_{\parallel} / B) = \nabla \cdot (\delta \hat{j}_{\parallel} \mathbf{b}) = 0$. Upon integration, (2.36) yields

$$\delta \hat{A}_{\parallel} = C_1 \frac{4\pi B}{k_{\perp}^2 c}, \quad (2.37)$$

where C_1 is a function of ψ , but not of θ (cf. Hamed *et al.* 2019).

Equations (2.13) and (2.37) imply that $\delta \hat{A}_{\parallel} \propto \theta^{-2}$ at large $|\theta|$; i.e., $\delta \hat{A}_{\parallel}$ is effectively localized near $\theta \sim O(1)$, as mentioned previously. Therefore, the dominant contributions to the θ' -integrals of $\delta \hat{A}_{\parallel}(\theta')$ appearing in (2.34) arise from $|\theta'| \sim O(1)$, where $\exp(\pm i \bar{T}_0^{\theta'})$ and $J_0(\alpha_e(\theta'))$ are both $\simeq 1$, and, to leading order in β_e and $k_{\perp} \rho_e$,

$$\int_{-\infty}^{\theta} d\theta' |J| B J_0(\alpha_e) \frac{\delta \hat{A}_{\parallel}}{c} e^{-i \bar{T}_0^{\theta'}} + \int_{\theta}^{\infty} d\theta' |J| B J_0(\alpha_e) \frac{\delta \hat{A}_{\parallel}}{c} e^{i \bar{T}_0^{\theta'}} = \frac{1}{c} \int_{-\infty}^{\infty} d\theta' |J| B \delta \hat{A}_{\parallel}, \quad (2.38)$$

which is independent of E and μ . When $|\theta| \sim O(1)$, $\exp(\pm i \bar{T}_0^{\theta})$ and $J_0(\alpha_e(\theta))$ equal unity plus small corrections, and, to leading order in β_e and $k_{\perp} \rho_e$, (2.34) becomes

$$\omega - \omega_0 + i\pi^{1/2} \left(\frac{v_{Te}}{L} + \frac{\omega^2 B_{\max}}{2v_{Te}} \int_{-\infty}^{\infty} d\theta |J| \Gamma \delta \tilde{\Phi} \right) = 0, \quad (2.39)$$

where

$$\omega_0 = \omega_{*e} \left(1 + \frac{\eta_e}{2} \right), \quad L = \int_{-\infty}^{\infty} d\theta \frac{|J| B^2 \beta_e}{B_{\max} (k_{\perp} \rho_e)^2}, \quad (2.40)$$

$$\Gamma(\theta) = \text{sgn}(\theta) \int_{\text{passing}} d^3 v \frac{F_{0e}}{n_0} \left[\frac{\omega - \Omega_{*e}(E)}{\omega} \right] J_0(\alpha_e) e^{i \text{sgn}(\theta) \bar{T}_0^{\theta}}, \quad (2.41)$$

$\int_{\text{passing}} d^3 v$ is an integral over the part of velocity space corresponding to passing particles,

$$\delta \tilde{\Phi} = \frac{\delta \hat{\Phi}}{\hat{\psi}_{\parallel, \infty}}, \quad (2.42)$$

and

$$\hat{\psi}_{\parallel, \infty} = \frac{i\omega}{2c} \int_{-\infty}^{\infty} d\theta J B \delta \hat{A}_{\parallel}. \quad (2.43)$$

In writing (2.42), we have invoked (2.16), which guarantees that $\hat{\psi}_{\parallel, \infty}$ is non-vanishing. We note that (2.13) and (2.20) imply that $L \sim a\beta_e / (k_{\perp} \rho_e)^2$. In the next section, we will show how to determine $\delta \tilde{\Phi}(\theta)$ for any given value of ω ; i.e., how to solve for the function $\delta \tilde{\Phi}(\theta, \omega)$. With that solution, (2.39) will become the MTM dispersion relation, which we will solve using Newton's method in Section 3.

2.7. Quasineutrality: determining $\delta \hat{\Phi}_0$ at $|\theta| \gg 1$

In ballooning space, the quasineutrality condition is (Tang *et al.* 1980)

$$0 = - \sum_s \frac{n_0 Z_s^2 e^2}{T_s} \delta \hat{\Phi} + \sum_s 2\pi Z_s e \int_0^{\infty} dE \int_0^{E/B} d\mu \frac{B}{|v_{\parallel}|} (\hat{h}_{s+} + \hat{h}_{s-}) J_0(\alpha_s), \quad (2.44)$$

where the first term on the right-hand side of (2.44) is the Boltzmann response. Our goal in this section is to use (2.44) to determine $\delta\hat{\Phi}(\theta)$ for any given value of ω so that we can evaluate the θ integral in (2.39). As shown in Appendix B, this integral is dominated by $|\theta| \sim (k_\perp \rho_e)^{-1}$. The contribution from \hat{h}_i to (2.44) at such large values of $|\theta|$ is much smaller than the ion Boltzmann term because of gyroaveraging: at $\theta \sim (k_\perp \rho_e)^{-1}$, $\alpha_i \sim (m_i/m_e)^{1/2}$ and $J_0(\alpha_i) \ll 1$. With the aid of (2.30), we obtain

$$\begin{aligned} \left(\hat{h}_{e+} + \hat{h}_{e-}\right)_{\text{passing}} &= i\xi_e \left[\int_{-\infty}^{\theta} d\theta' |J| B J_0(\alpha_e) \left(-\frac{\delta\hat{\Phi}}{|v_{\parallel}|} + \sigma_J \frac{\delta\hat{A}_{\parallel}}{c} \right) e^{i\bar{T}_0^\theta - i\bar{T}_0^{\theta'}} \right. \\ &\quad \left. - \int_{\theta}^{\infty} d\theta' |J| B J_0(\alpha_e) \left(\frac{\delta\hat{\Phi}}{|v_{\parallel}|} + \sigma_J \frac{\delta\hat{A}_{\parallel}}{c} \right) e^{-i\bar{T}_0^\theta + i\bar{T}_0^{\theta'}} \right]. \end{aligned} \quad (2.45)$$

Upon substituting (2.45) into (2.44), neglecting \hat{h}_i , and making use of the results in Appendix A for the value of \hat{h}_e for trapped electrons, we find that

$$\delta\tilde{\Phi}(\theta) + \int_{-\infty}^{\infty} d\theta' W_p(\theta, \theta') \delta\tilde{\Phi}(\theta') + \int_{\pi(2j-1)}^{\pi(2j+1)} d\theta' W_{\text{tr}}(\theta, \theta') \delta\tilde{\Phi}(\theta') = \frac{\tau\Gamma(\theta)}{1+\tau}, \quad (2.46)$$

where $\tau = T_i/T_e$, j is the largest integer such that $\pi(2j-1) < \theta$ (we assume that B attains its maximum value at $\theta = \pi$),

$$W_p(\theta, \theta') = \frac{2\pi i\tau}{1+\tau} |J(\theta')| \int_0^{\infty} dE Q(E) \int_0^{E/B_{\text{max}}} d\mu g_+(\theta_>, E, \mu) g_-(\theta_<, E, \mu), \quad (2.47)$$

$$W_{\text{tr}}(\theta, \theta') = -\frac{4\pi\tau}{1+\tau} |J(\theta')| \int_0^{\infty} dE Q(E) \int_{E/B_{\text{max}}}^{\mu_{\text{max}}(\theta, \theta')} d\mu \frac{g_{\text{tr}}(\theta, E, \mu) g_{\text{tr}}(\theta', E, \mu)}{\langle \omega - \omega_{\text{De}} \rangle_b \tau_b}, \quad (2.48)$$

$$Q(E) = \frac{F_{0e}}{n_0} [\omega - \Omega_{*e}(E)], \quad (2.49)$$

$$g_{\pm}(\theta, E, \mu) = \frac{B J_0(\alpha_e) e^{\pm i\bar{T}_0^\theta}}{|v_{\parallel}|}, \quad g_{\text{tr}}(\theta, E, \mu) = \frac{B J_0(\alpha_e)}{|v_{\parallel}|} \cos\left(\frac{nq'(\psi)I(\psi)|v_{\parallel}|\theta}{\Omega_e}\right), \quad (2.50)$$

$\mu_{\text{max}}(\theta, \theta') = \min[E/B(\theta), E/B(\theta')]$, $\theta_> = \max(\theta, \theta')$, $\theta_< = \min(\theta, \theta')$, and $\langle \dots \rangle_b$ and τ_b are, respectively, the bounce average and bounce time defined in (A 7). Equation (2.46) can be solved numerically by discretizing the integral over θ' , which converts (2.46) into a matrix equation for $\delta\tilde{\Phi}$. We present examples of such solutions in figure 5.†

We note that (2.39) and (2.46) can be combined into a single eigenvalue equation for $\delta\hat{\Phi}$ and ω by multiplying both equations by $\hat{\psi}_{\parallel, \infty}$, using (2.39) to solve for $\hat{\psi}_{\parallel, \infty}$, and substituting that value into (2.46) to obtain

$$\delta\hat{\Phi}(\theta) + \int_{-\infty}^{\infty} d\theta' \overline{W}_p(\theta, \theta') \delta\hat{\Phi}(\theta') + \int_{\pi(2j-1)}^{\pi(2j+1)} d\theta' W_{\text{tr}}(\theta, \theta') \delta\hat{\Phi}(\theta') = 0, \quad (2.51)$$

where

$$\overline{W}_p(\theta, \theta') = W_p(\theta, \theta') + \frac{i\pi^{1/2} B_{\text{max}} \tau \omega^2 |J(\theta')| \Gamma(\theta) \Gamma(\theta')}{2v_{Te}(1+\tau) (\omega - \omega_0 + i\pi^{1/2} v_{Te}/L)}. \quad (2.52)$$

† We note that if the equilibrium has up-down symmetry and $\theta_0 = 0$, then ω_{De} is an even function of θ , I_0^θ and $\Gamma(\theta)$ are odd functions of θ , $W_p(-\theta, -\theta') = W_p(\theta, \theta')$, $W_{\text{tr}}(-\theta, -\theta') = W_{\text{tr}}(\theta, \theta')$, and (2.46) implies that $\delta\tilde{\Phi}$ is an odd function of θ , as illustrated in figure 5.

Although (2.51) could be used to determine ω , in this work we obtain the MTM dispersion relation from (2.39) and (2.46).

2.8. Maximum unstable binormal wavenumber

Given the scaling estimates in Appendix B, the first term (ω), second term (ω_0), and fourth term (containing $\delta\tilde{\Phi}$) in (2.39) are all comparable, and the ratio of the third term ($i\pi^{1/2}v_{Te}/L$) to these other terms is $k_{\wedge}\rho_e/\beta_e$. These estimates also follow from (2.35) upon noting that the $i\pi^{1/2}v_{Te}/L$ term in (2.39) comes from term (1) in (2.34), the ω and ω_0 terms come from the sum of terms (3a) and (3b) in (2.34), and the term containing $\delta\tilde{\Phi}$ in (2.39) comes from the sum of terms (2a) and (2b) in (2.34). As the $i\pi^{1/2}v_{Te}/L$ term in (2.39) is always stabilizing, the MTM can only be unstable if (cf. Hardman *et al.* 2023)

$$k_{\wedge}\rho_e \lesssim \beta_e. \quad (2.53)$$

2.9. The limit of long wavelength and cold ions

In this section, we specialize our results to the limit in which

$$\frac{T_i}{T_e} \sim \frac{k_{\wedge}\rho_e}{\beta_e} \ll 1. \quad (2.54)$$

As $W_p(\theta, \theta')$ and $W_{tr}(\theta, \theta')$ are $\propto \tau$ when $\tau \equiv T_i/T_e \ll 1$, the approximate magnitudes of $W_p(\theta, \theta')$ and $W_{tr}(\theta, \theta')$ in the cold-ion limit are the same as estimated in Appendix B, only multiplied by τ . To leading order in τ , (2.46) thus yields

$$\delta\tilde{\Phi} = \tau\Gamma. \quad (2.55)$$

Upon substituting (2.55) into (2.39) and defining ω_r and γ to be the real and imaginary parts of ω , respectively, we find that, to leading order in τ ,

$$\omega_r = \omega_0 \quad (2.56)$$

and

$$\gamma = -\pi^{1/2} \left[\frac{v_{Te}}{L} + \frac{\tau\omega_0^2 B_{\max}}{2v_{Te}} \int_{-\infty}^{\infty} d\theta |J| \operatorname{Re}(\Gamma^2)_{\omega \rightarrow \omega_0} \right], \quad (2.57)$$

where the subscript ' $\omega \rightarrow \omega_0$ ' means that ω is replaced with ω_0 in (2.32) and (2.41) when evaluating Γ .

2.10. The limit of long wavelength and zero temperature gradient

In this section, we assume that

$$k_{\wedge}\rho_e \ll \beta_e, \quad \eta_e = 0. \quad (2.58)$$

When $k_{\wedge}\rho_e \ll \beta_e$, we can drop the $i\pi^{1/2}v_{Te}/L$ term in (2.39), and when $\eta_e = 0$, $\Omega_{*e}(E) = \omega_{*e}$. Equation (2.39) then has the solution $\omega = \omega_{*e}$, and for this solution $\omega - \Omega_{*e}(E)$, $\Gamma(\theta)$, $W_p(\theta, \theta')$, $W_{tr}(\theta, \theta')$, and $\delta\tilde{\Phi}(\theta)$ all vanish. The stability of the MTM at $k_{\wedge}\rho_e \ll \beta_e$ when $\eta_e = 0$ implies that the MTM at $k_{\wedge}\rho_e \ll \beta_e$ is driven by the electron temperature gradient and not by the density gradient.

3. Numerical examples

We consider a Miller-Mercier-Luc model (Mercier & Luc 1974; Miller *et al.* 1998) of a local Grad-Shafranov equilibrium with parameters taken from Table 2 of Patel *et al.*

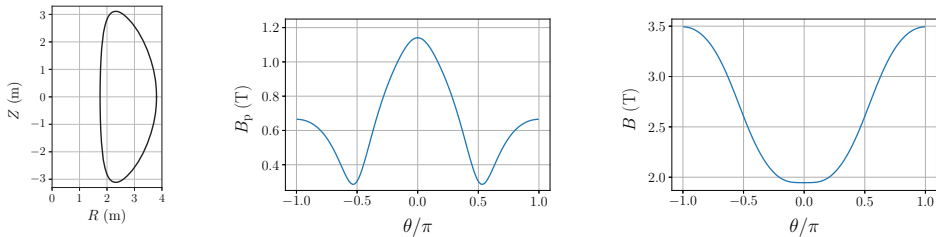


FIGURE 2. The left, middle, and right plots show, respectively, the shape of the flux surface about which the local Grad-Shafranov equilibrium is calculated in Section 3, the strength of the poloidal magnetic field B_p on this flux surface as a function of the poloidal angle θ , and the strength of the total magnetic field B on this flux surface as a function of θ .

(2022), except for the electron collision frequency ν_e , which we set equal to zero. These parameters were chosen to model a flux surface in the core of the proposed STEP spherical tokamak (Wilson *et al.* 2020). We plot the shape of this flux surface and the θ profiles of the poloidal and total magnetic-field strengths on this surface in figure 2. Throughout this section, we take θ to be the particular poloidal angle used by Miller *et al.* (1998). The linear average of β_e around the flux-surface contour in the poloidal plane in this equilibrium is

$$\beta_{e,av} = 0.125. \quad (3.1)$$

To obtain the MTM dispersion relation for this equilibrium, we solve (2.39) using Newton’s method. At each step in Newton’s method, we need to determine $\delta\tilde{\Phi}$ in (2.39) for some assumed value of ω . To do so, we discretize in θ , which converts (2.46) into a matrix equation for $\delta\tilde{\Phi}$. When we solve this matrix equation, we first compute $\bar{T}_0^\theta = \sigma_J I_0^\theta$ from (2.32) on a θ grid with 512 uniformly spaced grid points per 2π increment in θ . We evaluate all integrals over θ , E , and μ using the trapezoid rule. We evaluate \bar{T}_0^θ and all other functions of E and μ on a grid of 64 uniformly spaced grid points along the velocity (v) axis ranging from $0.1v_{Te}$ to $6v_{Te}$ and, at each v , 64 evenly spaced grid points in μ within the passing region of velocity space and another 64 evenly spaced grid points in μ within the trapped region of velocity space. We evaluate $\Gamma(\theta)$, $W_p(\theta, \theta')$, $W_{tr}(\theta, \theta')$, and $\delta\tilde{\Phi}$ on a coarser θ grid with only 32 points per 2π increment in θ . We adjust the total width of the θ grid as we vary n to ensure that $\delta\hat{\Phi}$ decays to small values before the edge of the grid is reached. In all the examples in this section, we set $\theta_0 = 0$.

In figure 3, we plot the real and imaginary parts of ω , denoted by ω_r and γ , respectively, for seven values of n : 25, 50, 100, 200, 400, 800, and 1060. At $n < 800$, ω_r lies between the cold-ion MTM frequency $\omega_0 = \omega_{*e}(1 + \eta_e/2)$ and the magnetic-drift-wave frequency that follows from (1.2) and (2.14), which is $\omega_{mdw} = \mathbf{k}_\perp \cdot \mathbf{v}_{*e} = \omega_{*e}(1 + \eta_e)$, where the electron diamagnetic drift velocity \mathbf{v}_{*e} is defined below (1.2). The MTM frequency differs from ω_{mdw} because (1.2) is the fluid-theory requirement for avoiding infinite current in a perfectly conducting plasma with massless electrons, whereas (2.39) is the gyrokinetic statement of the parallel component of Ampere’s law, which accounts for the finite values of the current and electron mass, the current produced by $\delta\tilde{\Phi}$, and how an electron’s response to the fluctuating fields depends upon the electron’s velocity. Nevertheless, the approximate equality $\omega \simeq \omega_{mdw}$ indicates that the MTM phase velocity is approximately \mathbf{v}_{*e} and that the MTM approximates the force balance that arises in a fluid-theory magnetic drift wave. Across these same n values ($n < 800$), the MTM growth rate is approximately $1/6$ to $1/5$ of ω_r . However, as n increases above 800, k_\perp approaches

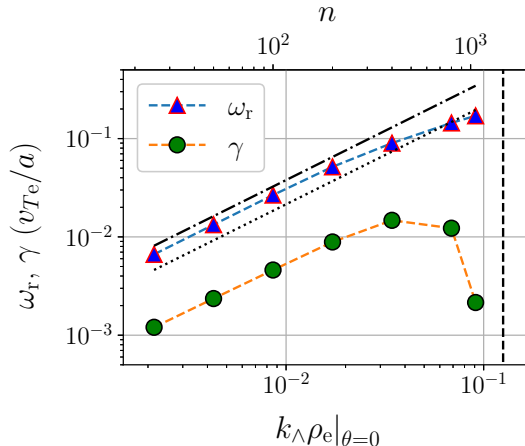


FIGURE 3. The real and imaginary parts of the MTM frequency (ω_r and γ , respectively) as a function of the toroidal mode number n (top axis) and $k_{\perp}\rho_e|_{\theta=0}$ (bottom axis), where k_{\perp} is the binormal wavenumber defined in (2.14). Frequencies are given in units of v_{Te}/a , where a is the plasma minor radius. The dotted line is a plot of ω_0 , which is defined in (2.40), and the dash-dotted line is a plot of the magnetic-drift-wave frequency $\omega_{\text{mdw}} = \omega_{*e}(1 + \eta_e)$ that follows from (1.2). The vertical dashed line shows the approximate instability threshold $k_{\perp}\rho_e \lesssim \beta_e$ from (2.53), where we have set β_e equal to the value in (3.1). As in all the numerical examples in this paper, we have set the ballooning angle θ_0 equal to zero.

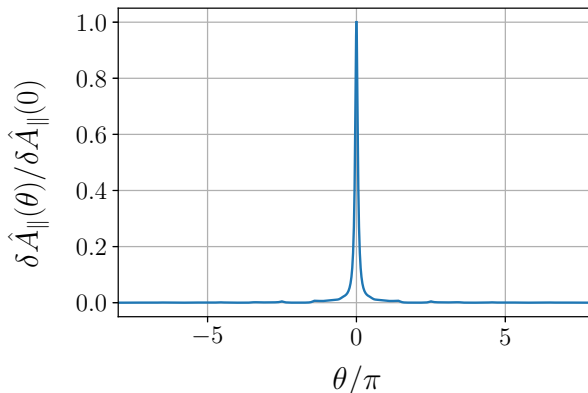


FIGURE 4. The parallel component of the fluctuating vector potential $\delta\hat{A}_{\parallel}(\theta)$ from (2.37) normalized to its value at $\theta = 0$ when the ballooning angle θ_0 is zero. The θ profile of $\delta\hat{A}_{\parallel}(\theta)$ that follows from (2.37) is independent of n .

the approximate maximum unstable binormal wavenumber β_e/ρ_e given in (2.53), and γ drops sharply.

In figure 4, we plot $\delta\hat{A}_{\parallel}$ from (2.37). We note that the θ profile of $\delta\hat{A}_{\parallel}$ in (2.37) is independent of n , and thus this same profile applies to all of the data points in figure 3.

In figure 5, we plot $\delta\hat{\Phi}$ for $n = 25, 50, 100, 200,$ and 400 , with n increasing from the top row to the bottom row. As n increases, the width $\Delta\theta$ of the $\delta\hat{\Phi}$ eigenfunction decreases, in agreement with the estimate in Section 2 that $\Delta\theta \sim (k_{\perp}\rho_e)^{-1}$. Aside from the decrease in $\Delta\theta$, the qualitative shape of the $\delta\hat{\Phi}(\theta)$ eigenfunction and the value of γ/ω_r remain similar as n ranges from 25 to 400, even though this range of n corresponds to

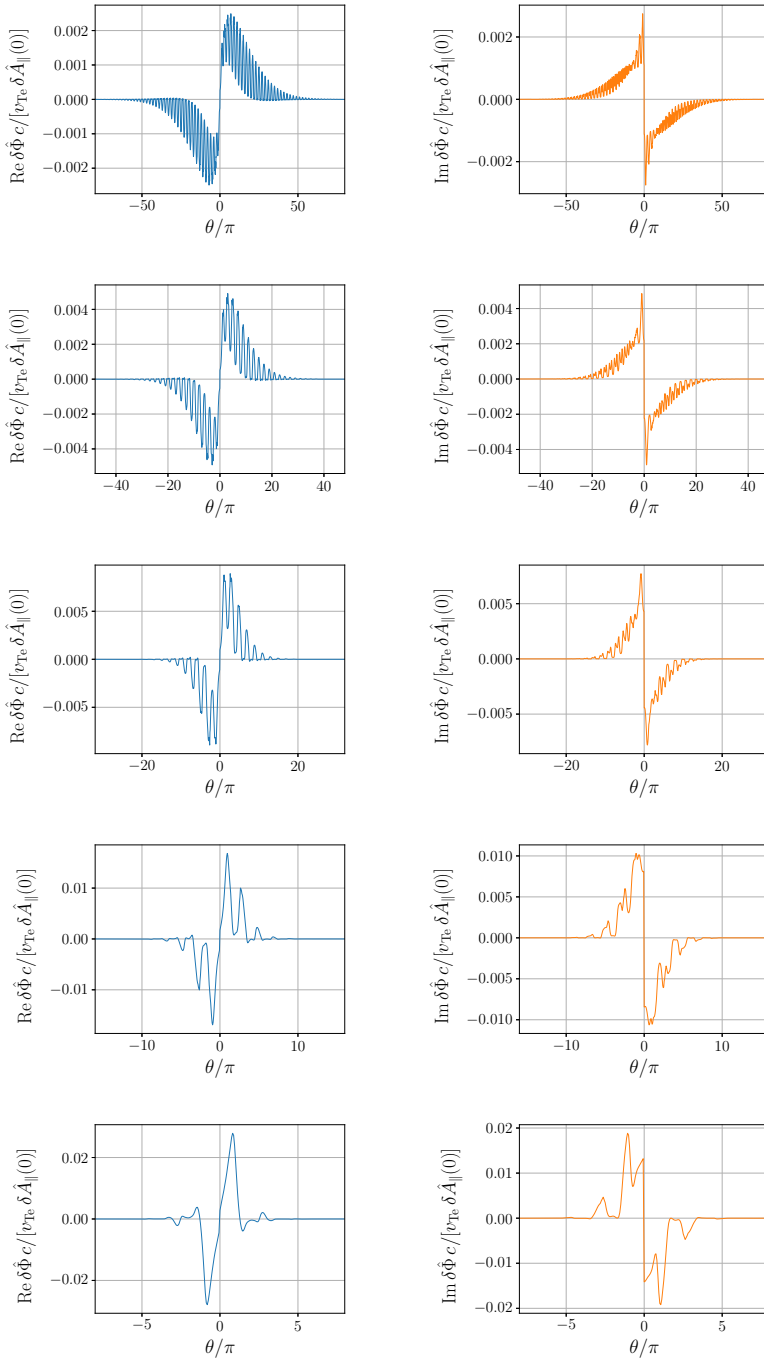


FIGURE 5. The real (left) and imaginary (right) parts of the normalized fluctuating electrostatic potential $\delta\hat{\Phi}(\theta)c/[v_{Te}\delta\hat{A}_{||}(0)]$ when $\theta_0 = 0$. From top to bottom, the five rows correspond to the toroidal mode numbers 25, 50, 100, 200, and 400, respectively, which can be converted to $k_{\perp}\rho_e$ values by comparing the upper and lower horizontal axes in figure 3.

$k_{\perp}\rho_i$ values ranging from less than 1 to greater than 1, where ρ_i is the ion gyroradius. This latter point is consistent with the analysis of Section 2, in which the ions play no particular role in the MTM other than via their Boltzmann response.

Although we have retained the trapped-electron \hat{h}_e terms in our analysis, they have only a modest effect on the MTM growth rate for the spherical-tokamak equilibrium that we investigated in Section 3. For example, these terms increase γ by $\simeq 10\%$ for the $n = 50$ data point in figure 3 and by $\simeq 0.6\%$ for the $n = 400$ data point.

4. Conclusion

In this paper, we have derived the collisionless gyrokinetic MTM dispersion relation, which is given by (2.39),

$$\omega - \omega_0 + i\pi^{1/2} \left(\frac{v_{Te}}{L} + \frac{\omega^2 B_{\max}}{2v_{Te}} \int_{-\infty}^{\infty} d\theta |J|\Gamma \delta\tilde{\Phi} \right) = 0, \quad (4.1)$$

supplemented by the quasineutrality condition, (2.46), which determines the function $\delta\tilde{\Phi}(\theta, \omega)$. In agreement with past studies, we find that the MTM is driven unstable by the electron temperature gradient rather than by the density gradient (Section 2.10), and that the MTM instability mechanism requires the electrostatic potential fluctuation to be present: when the term containing $\delta\tilde{\Phi}$ in (4.1) is neglected, the imaginary part of ω is strictly negative. The instability mechanism also depends on magnetic drifts in a way that is quantified by the \bar{T}_0^θ terms in (2.39), (2.41) and (2.46) through (2.50).

As discussed in Section 2.6, (4.1) is just the parallel component of Ampere's law evaluated at $\theta = 0$. Upon multiplication by $C_2 = \sigma_J n_0 e^2 B v_{Te} \hat{\psi}_{\parallel, \infty} / (\pi^{1/2} T_e B_{\max} \omega)$, (4.1) becomes

$$\delta\hat{j}_{\delta E_{\parallel}} + \delta\hat{j}_{\delta B_{\psi}} - \delta\hat{j}_{\text{net}} + \delta\hat{j}_{\delta\Phi} = 0, \quad (4.2)$$

where $\delta\hat{j}_{\delta E_{\parallel}} = C_2 \omega$ is the parallel current density at $\theta = 0$ produced by the inductive parallel electric field $ic^{-1}\omega \delta\hat{A}_{\parallel}$, $\delta\hat{j}_{\delta B_{\psi}} = -C_2 \omega_0$ is the parallel current density at $\theta = 0$ produced by $\delta\hat{B}_{\psi} = \delta\hat{\mathbf{B}} \cdot \nabla\psi / |\nabla\psi| = -ik_{\perp} \delta\hat{A}_{\parallel}$ (i.e., by electrons streaming along perturbed magnetic-field lines that wander across the equilibrium flux surfaces), $\delta\hat{j}_{\text{net}}$ is the net parallel current density at $\theta = 0$ (which is given by $k_{\perp}^2 c \delta\hat{A}_{\parallel}(0) / 4\pi$, or, equivalently, $-C_2$ times the term proportional to $1/L$ in (4.1)), and $\delta\hat{j}_{\delta\Phi}$ is C_2 times the term proportional to $\delta\tilde{\Phi}$ in (4.1), or, equivalently, the parallel current density at $\theta = 0$ produced by $\delta\hat{\Phi}$, the nature of which is discussed at the end of Section 1.5. Figure 3 shows that $\omega_r \simeq \omega_0$ and $\gamma / \omega_r \lesssim 1/5$ for MTMs at $k_{\perp}\rho_e \ll \beta_e$ in the spherical-tokamak equilibrium considered in Section 3, which implies that the $\delta\tilde{\Phi}$ term in (4.1) is significantly smaller than the ω and ω_0 terms, and hence that $\delta\hat{j}_{\delta\Phi}$ is significantly smaller than the current densities $\delta\hat{j}_{\delta E_{\parallel}}$ and $\delta\hat{j}_{\delta B_{\psi}}$ that result from $\delta\hat{A}_{\parallel}$. The MTMs in Section 3 at $k_{\perp}\rho_e \ll \beta_e$ are thus basically magnetic drift waves (with $\omega \simeq \omega_0 \simeq \mathbf{k}_{\perp} \cdot \mathbf{v}_{*e}$ — see Section 1.1 and the discussion of figure 3 in Section 3) that are driven weakly unstable ($\gamma \ll \omega_r$) by the electron temperature gradient via $\delta\hat{\Phi}$.

The analogy to the magnetic drift wave suggests the following heuristic way of thinking about how the MTM frequency is determined. In the case of the magnetic drift wave (Section 1.1), ω is fixed by requiring that the force from the inductive parallel electric field $ic^{-1}\omega \delta\hat{A}_{\parallel}$ cancel out the component of the electron pressure force parallel to the total magnetic field $\mathbf{B} + \delta\mathbf{B}$ in order to avoid unphysically large currents. Analogously, in the case of the MTM, ω is determined by requiring that $\delta\hat{j}_{\delta E_{\parallel}}$ offset any difference between $\delta\hat{j}_{\text{net}}$ and $\delta\hat{j}_{\delta B_{\psi}} + \delta\hat{j}_{\delta\Phi}$. In an approximate sense (with corrections of

order $\delta\hat{j}_{\delta\Phi}/\delta\hat{j}_{\delta B_\psi}$), the real part of ω is determined by the condition that the $C_2\omega_r$ part of $\delta\hat{j}_{\delta E_\parallel}$ cancel $\delta\hat{j}_{\delta B_\psi}$, which is always 90° out of phase with $\delta\hat{j}_{\text{net}}$. This first condition is very similar to the force balance that arises in the magnetic drift wave and is the reason that the MTM propagates at approximately the electron diamagnetic drift velocity \mathbf{v}_{*e} . The MTM growth rate is then determined by the condition that the $C_2 \cdot i\gamma$ part of $\delta\hat{j}_{\delta E_\parallel}$ match the difference between $\delta\hat{j}_{\text{net}}$ and the part of $\delta\hat{j}_{\delta\Phi}$ that is in phase with $\delta\hat{j}_{\text{net}}$.

There is some tension between the numerical examples presented in Section 3 and previous studies that suggest that $\gamma \rightarrow 0$ as $\nu_e \rightarrow 0$ when $k_\perp \rho_i < 1$ (Applegate *et al.* 2007; Guttenfelder *et al.* 2012a; Patel *et al.* 2022), and further work is needed to clarify the extent of, and reasons for, this discrepancy. Other potentially fruitful directions for future research include applying the results of this paper to other tokamak equilibria and stellarator equilibria and generalizing the analysis to account for collisions.

Acknowledgements

We thank Ian Abel, Toby Adkins, Michael Barnes, Evan Chandran, Steve Cowley, Bill Dorland, Michael Hardman, Per Helander, Daniel Kennedy, Nuno Loureiro, Felix Parra, Bhavin Patel, and Yujia Zhang for helpful discussions. BC thanks Merton College and the Rudolf Peierls Centre for Theoretical Physics for their hospitality throughout his monthlong visit to the University of Oxford in 2022, when this research project was initiated.

Funding

The work of AAS was supported in part by the UK EPSRC grant EP/R034737/1 and by the Simons Foundation via a Simons Investigator award.

Declaration of Interests

The authors report no conflict of interest.

Author ORCID

B. Chandran, <https://orcid.org/0000-0003-4177-3328>; A. Schekochihin, <https://orcid.org/0000-0003-4421-1128>

Appendix A. Trapped electrons

To determine $\hat{h}_{e\pm}$ for trapped electrons, we integrate (2.25) for both \hat{h}_{e+} and \hat{h}_{e-} from θ to the nearest bounce points surrounding θ , denoted θ_1 and θ_2 , with $\theta_1 < \theta < \theta_2$. This yields four equations for the six unknowns $\hat{h}_{e+}(\theta)$, $\hat{h}_{e-}(\theta)$, $\hat{h}_{e+}(\theta_1)$, $\hat{h}_{e-}(\theta_1)$, $\hat{h}_{e+}(\theta_2)$, and $\hat{h}_{e-}(\theta_2)$. We eliminate two of these six unknowns, $\hat{h}_{e+}(\theta_2)$, and $\hat{h}_{e-}(\theta_2)$, by imposing the trapped-particle boundary conditions

$$\hat{h}_{e+}(\theta_1) = \hat{h}_{e-}(\theta_1) \quad \hat{h}_{e+}(\theta_2) = \hat{h}_{e-}(\theta_2), \quad (\text{A1})$$

leaving a system of four equations in four unknowns. Two subtractions (of one equation from another) eliminate $\hat{h}_{e+}(\theta_1)$ and $\hat{h}_{e-}(\theta_1)$, leaving a system of two linear equations in

the two unknowns $\hat{h}_{e+}(\theta)$ and $\hat{h}_{e-}(\theta)$, whose solutions can be combined to yield

$$\begin{aligned} \frac{1}{2} \left[\hat{h}_{e+}(\theta) + \hat{h}_{e-}(\theta) \right]_{\text{tr}} &= \frac{\xi_e}{\sin I_{\theta_1}^{\theta_2}} \left[\int_{\theta_1}^{\theta} d\theta' \frac{JB}{|v_{\parallel}|} \left(\sigma_1 \cos I_{\theta_1}^{\theta'} \cos I_{\theta_2}^{\theta} + i\sigma_2 \sin I_{\theta_1}^{\theta'} \cos I_{\theta_2}^{\theta} \right) \right. \\ &\quad \left. + \int_{\theta}^{\theta_2} d\theta' \frac{JB}{|v_{\parallel}|} \left(\sigma_1 \cos I_{\theta_2}^{\theta'} \cos I_{\theta_1}^{\theta} + i\sigma_2 \sin I_{\theta_2}^{\theta'} \cos I_{\theta_1}^{\theta} \right) \right] \end{aligned} \quad (\text{A } 2)$$

and

$$\begin{aligned} \frac{1}{2} \left[\hat{h}_{e+}(\theta) - \hat{h}_{e-}(\theta) \right]_{\text{tr}} &= \frac{\xi_e}{\sin I_{\theta_1}^{\theta_2}} \left[\int_{\theta_1}^{\theta} d\theta' \frac{JB}{|v_{\parallel}|} \left(i\sigma_1 \cos I_{\theta_1}^{\theta'} \sin I_{\theta_2}^{\theta} - \sigma_2 \sin I_{\theta_1}^{\theta'} \sin I_{\theta_2}^{\theta} \right) \right. \\ &\quad \left. + \int_{\theta}^{\theta_2} d\theta' \frac{JB}{|v_{\parallel}|} \left(i\sigma_1 \cos I_{\theta_2}^{\theta'} \sin I_{\theta_1}^{\theta} - \sigma_2 \sin I_{\theta_2}^{\theta'} \sin I_{\theta_1}^{\theta} \right) \right], \end{aligned} \quad (\text{A } 3)$$

where $\sigma_1 \equiv J_0(\alpha_e) \delta \hat{\Phi}$ and $\sigma_2 \equiv |v_{\parallel}| J_0(\alpha_e) \delta \hat{A}_{\parallel} / c$.[†] Equations (A 2) and (A 3) were obtained by Tang *et al.* (1980), but with two minor differences; the $i\sigma_2 \sin I_{\theta_2}^{\theta'} \cos I_{\theta_1}^{\theta}$ term at the end of (A 2) was written as $i\sigma_2 \sin I_{\theta_2}^{\theta'} \sin I_{\theta_1}^{\theta}$, and the $i\sigma_1 \cos I_{\theta_1}^{\theta'} \sin I_{\theta_2}^{\theta}$ term at the beginning of (A 3) was written as $i\sigma_1 \cos I_{\theta_1}^{\theta'} \sin I_{\theta_1}^{\theta}$.

When we evaluate the trapped-electron contribution to the parallel component of Ampere's law in Section 2.6, we need only the odd (in v_{\parallel}) part of \hat{h}_e , given by (A 3), and we only consider $\theta \sim O(1)$, where all quantities of the form $I_{\theta_a}^{\theta_b}$ in (A 3) are $\sim O(k_{\perp} \rho_e) \ll 1$. The smallness of the $I_{\theta_a}^{\theta_b}$ terms makes the trapped-electron contribution to $\hat{h}_{e+} - \hat{h}_{e-}$ a factor $\sim k_{\perp} \rho_e$ smaller than the passing-electron contribution.[‡] Physically, magnetic mirroring reduces the part of the distribution function that is odd in v_{\parallel} , making the trapped-electron parallel current negligible.

In Section 2.7, when we evaluate the quasineutrality condition, we need only the even part of \hat{h}_e , given by (A 2), and we consider only $|\theta| \gg 1$, as the value of $\delta \hat{\Phi}$ at $|\theta| \ll (k_{\perp} \rho_e)^{-1}$ contributes only a small correction to (2.39). At $|\theta| \gg 1$, $\delta \hat{A}_{\parallel}$ is negligible because of (2.37), and we can drop the σ_2 term in (A 2). If θ_a or θ_b differs from a bounce point in any of the $I_{\theta_a}^{\theta_b}$ terms in (A 2), then the dominant contribution to that $I_{\theta_a}^{\theta_b}$ term comes from the ω_{De} term in (2.32), and in particular the part of ω_{De} that arises from component of \mathbf{v}_{De} along $\nabla\psi$, which satisfies the identity (Hinton & Wong 1985)

$$\mathbf{v}_{De} \cdot \nabla\psi = \frac{v_{\parallel} I(\psi)}{JB} \frac{\partial}{\partial\theta} \Big|_{\alpha, \psi, E, \mu} \left(\frac{v_{\parallel}}{\Omega_e} \right). \quad (\text{A } 4)$$

At $|\theta| \gg 1$, (2.13) implies that $k_{\perp} \psi = -n |\nabla\psi| (dq/d\psi) \theta$ to leading order in $1/\theta$ (where we have taken $\theta_0 \sim O(1)$). We thus find that

$$I_{\theta_a}^{\theta_b} = n q'(\psi) I(\psi) \frac{\theta |v_{\parallel}|}{\Omega_e} \Big|_{\theta_a}^{\theta_b} \quad (\text{A } 5)$$

to leading order in $1/\theta$, where θ_a and θ_b are chosen from $\{\theta_1, \theta_2, \theta, \theta'\}$, provided all three

[†] If we had retained $\delta \hat{B}_{\parallel}$ in (2.25), then we would have had to add $(v_{\perp} / k_{\perp} c) J_1(\alpha_e) \delta \hat{B}_{\parallel}$ to σ_1 .

[‡] This point is further clarified by the estimate given in Appendix B of terms $\textcircled{2a}$ and $\textcircled{2b}$ in (2.34).

of the following conditions are met: (1) $|\theta| \gg 1$; (2) θ_a or θ_b is not a bounce point; and (3) $|\theta_a - \theta_b| \sim O(1)$. When θ_a and θ_b are both bounce points, the right-hand side of (A 5), which is usually the dominant term in $I_{\theta_a}^{\theta_b}$, vanishes, and $I_{\theta_a}^{\theta_b}$ is instead dominated by the remaining terms, which, although non-vanishing, are $\ll 1$. We can thus write

$$\sin I_{\theta_1}^{\theta_2} = I_{\theta_1}^{\theta_2} + \dots = \int_{\theta_1}^{\theta_2} d\theta \frac{JB}{|v_{\parallel}|} (\omega - \omega_{De}) + \dots = \sigma_J \tau_b \langle \omega - \omega_{De} \rangle_b + \dots, \quad (\text{A } 6)$$

where \dots represents higher-order corrections, and

$$\langle \dots \rangle_b \equiv \frac{1}{\tau_b} \int_{\theta_1}^{\theta_2} d\theta \frac{|J|B}{|v_{\parallel}|} (\dots) \quad \text{and} \quad \tau_b(E, \mu) \equiv \int_{\theta_1}^{\theta_2} d\theta \frac{|J|B}{|v_{\parallel}|} \quad (\text{A } 7)$$

are the bounce average and bounce time, respectively. Upon substituting (A 5) and (A 6) into (A 2), we find that

$$\left[\hat{h}_{e+}(\theta) + \hat{h}_{e-}(\theta) \right]_{\text{tr}} = \frac{2\xi_e \cos(P)}{\langle \omega - \omega_{De} \rangle_b} \left\langle J_0(\alpha_e) \cos(P) \delta \hat{\Phi} \right\rangle_b, \quad (\text{A } 8)$$

where $P = nq'(\psi)I(\psi)|v_{\parallel}|/\Omega_e$. Substituting (A 8) into (2.44) for the value of $\hat{h}_{e+} + \hat{h}_{e-}$ at $\mu > E/B_{\text{max}}$ leads to the $W_{\text{tr}}(\theta, \theta')$ term in (2.46).

Appendix B. Justification of (2.35)

By the same arguments that led to (2.39), the sum of terms (3a) and (3b) in (2.34) is

$$(3a) + (3b) = \frac{\sigma_J n_0 e^2 v_{Te} (\omega - \omega_0) \hat{\psi}_{\parallel, \infty}}{\pi^{1/2} T_e B_{\text{max}} \omega}. \quad (\text{B } 1)$$

Equations (2.37) and (2.40) imply that

$$(1) = C_1 = -\frac{2i\sigma_J n_0 e^2 \hat{\psi}_{\parallel, \infty}}{m_e \omega B_{\text{max}} L}. \quad (\text{B } 2)$$

The second line of (2.35) follows from dividing (B 2) by (B 1) and making use of the orderings in Section 2.3.

To estimate terms (2a) and (2b) in (2.34), we first estimate I_0^θ in (2.32) for electrons with $v \sim v_{Te}$. Equations (2.21), (2.24), and (2.26) imply that the contributions to I_0^θ from terms proportional to ω or k_{\perp} are $\sim k_{\perp} \rho_e \theta$. The remaining contribution to I_0^θ , which is $\propto k_{\perp \psi}$, is a little trickier to estimate, because $k_{\perp \psi}$ grows secularly with θ . Keeping just the dominant part of $k_{\perp \psi}$ at large $|\theta|$, which from (2.13) is $-n|\nabla\psi|(dq/d\psi)\theta$, employing (A 4), and defining $v_{De, \psi} = \mathbf{v}_{De} \cdot \nabla\psi/|\nabla\psi|$, we find that

$$\int_0^\theta d\theta' \frac{JB}{|v_{\parallel}|} n |\nabla\psi| \frac{dq}{d\psi} \theta' v_{De, \psi} = n \frac{dq}{d\psi} I(\psi) \theta \left(\frac{|v_{\parallel}|}{\Omega_e} - \left\langle \frac{|v_{\parallel}|}{\Omega_e} \right\rangle \right) \sim k_{\perp} \rho_e \theta, \quad (\text{B } 3)$$

where $\langle f \rangle \equiv (1/\theta) \int_0^\theta d\theta' f(\theta')$. Therefore, I_0^θ in its entirety is $\sim k_{\perp} \rho_e \theta$.

At $|\theta| \lesssim (k_{\perp} \rho_e)^{-1}$, $|I_0^\theta| \lesssim 1$, $e^{\pm i I_0^\theta} \sim O(1)$, and $J_0(\alpha_e(\theta)) \sim O(1)$. Equations (2.41) and (2.47) then show, respectively, that $\Gamma(\theta) \sim O(1)$ and $W_p(\theta, \theta') \sim k_{\perp} \rho_e$ when $|\theta| \lesssim (k_{\perp} \rho_e)^{-1}$ and $|\theta'| \lesssim (k_{\perp} \rho_e)^{-1}$. On the other hand, at $|\theta| \gg (k_{\perp} \rho_e)^{-1}$, I_0^θ becomes large, and $\exp(\pm i I_0^\theta)$ becomes a rapidly oscillating function of velocity. This rapid oscillation and the decay in $J_0(\alpha_e(\theta))$ at $|\theta| \gg (k_{\perp} \rho_e)^{-1}$ cause $|\Gamma(\theta)|$ to decay to values $\ll 1$

and $|W_p(\theta, \theta')|$ to decay to values $\ll k_\perp \rho_e$ when $|\theta|$ or $|\theta'|$ is $\gg (k_\perp \rho_e)^{-1}$. For similar reasons, $W_{tr}(\theta, \theta') \sim O(1)$ when $|\theta| \lesssim (k_\perp \rho_e)^{-1}$, and $W_{tr}(\theta, \theta') \ll 1$ when $|\theta|$ or $|\theta'|$ is $\gg (k_\perp \rho_e)^{-1}$. Given these approximate values of $W_p(\theta, \theta')$, Γ , and $W_{tr}(\theta, \theta')$, it follows from (2.46) that $\delta\tilde{\Phi} \sim O(1)$ at $|\theta| \lesssim (k_\perp \rho_e)^{-1}$ and that $|\delta\tilde{\Phi}| \ll 1$ at $|\theta| \gg (k_\perp \rho_e)^{-1}$. This behaviour of $\delta\tilde{\Phi}$ enables us to estimate the magnitude of terms (2a) and (2b) in (2.34) by setting $\delta\hat{\Phi}(\theta') \sim \hat{\psi}_{\parallel, \infty}$ for $|\theta'| \lesssim (k_\perp \rho_e)^{-1}$ and $\delta\hat{\Phi}(\theta') \rightarrow 0$ for $|\theta'| \gg (k_\perp \rho_e)^{-1}$, which then, in conjunction with (B1), leads to the first line of (2.35).

REFERENCES

- ABEL, I. G., PLUNK, G. G., WANG, E., BARNES, M., COWLEY, S. C., DORLAND, W. & SCHEKOCIHIHIN, A. A. 2013 Multiscale gyrokinetics for rotating tokamak plasmas: fluctuations, transport and energy flows. *Reports on Progress in Physics* **76** (11), 116201, arXiv: 1209.4782.
- ADKINS, T., SCHEKOCIHIHIN, A. A., IVANOV, P. G. & ROACH, C. M. 2022 Electromagnetic instabilities and plasma turbulence driven by electron-temperature gradient. *Journal of Plasma Physics* **88** (4), 905880410, arXiv: 2201.05670.
- APPLEGATE, D. J., ROACH, C. M., CONNOR, J. W., COWLEY, S. C., DORLAND, W., HASTIE, R. J. & JOINER, N. 2007 Micro-tearing modes in the mega ampere spherical tokamak. *Plasma Physics and Controlled Fusion* **49** (8), 1113–1128.
- CONNOR, J. W., HASTIE, R. J. & TAYLOR, J. B. 1978 Shear, periodicity, and plasma ballooning modes. *Phys. Rev. Lett.* **40** (6), 396–399.
- CONNOR, J. W., HASTIE, R. J. & TAYLOR, J. B. 1979 High mode number stability of an axisymmetric toroidal plasma. *Proceedings of the Royal Society of London Series A* **365** (1720), 1–17.
- COWLEY, S. C., KULSRUD, R. M. & SUDAN, R. 1991 Considerations of ion-temperature-gradient-driven turbulence. *Physics of Fluids B* **3** (10), 2767–2782.
- DICKINSON, D., SAARELMA, S., SCANNELL, R., KIRK, A., ROACH, C. M. & WILSON, H. R. 2011 Towards the construction of a model to describe the inter-ELM evolution of the pedestal on MAST. *Plasma Physics and Controlled Fusion* **53** (11), 115010.
- DORLAND, W., JENKO, F., KOTSCHENREUTHER, M. & ROGERS, B. N. 2000 Electron Temperature Gradient Turbulence. *Phys. Rev. Lett.* **85** (26), 5579–5582.
- DRAKE, J. F., GLADD, N. T., LIU, C. S. & CHANG, C. L. 1980 Microtearing Modes and Anomalous Transport in Tokamaks. *Phys. Rev. Lett.* **44** (15), 994–997.
- DRAKE, J. F. & LEE, Y. C. 1977 Kinetic theory of tearing instabilities. *Physics of Fluids* **20** (8), 1341–1353.
- FRIEMAN, E. A., REWOLDT, G., TANG, W. M. & GLASSER, A. H. 1980 General theory of kinetic ballooning modes. *Physics of Fluids* **23** (9), 1750–1769.
- GENG, C., DICKINSON, D. & WILSON, H. 2020 The physics of a small-scale tearing mode in collisionless slab plasmas. *Plasma Physics and Controlled Fusion* **62** (8), 085009, arXiv: 2004.10073.
- GIACOMIN, M., DICKINSON, D., KENNEDY, D., PATEL, B. S. & ROACH, C. M. 2023 Investigations of stochastic layer formation in first nonlinear microtearing mode simulations for MAST. *arXiv e-prints* p. arXiv:2303.02379, arXiv: 2303.02379.
- GUTTENFELDER, W., CANDY, J., KAYE, S. M., NEVINS, W. M., BELL, R. E., HAMMETT, G. W., LEBLANC, B. P. & YUH, H. 2012a Scaling of linear microtearing stability for a high collisionality National Spherical Torus Experiment discharge. *Physics of Plasmas* **19** (2), 022506.
- GUTTENFELDER, W., CANDY, J., KAYE, S. M., NEVINS, W. M., WANG, E., ZHANG, J., BELL, R. E., CROCKER, N. A., HAMMETT, G. W., LEBLANC, B. P., MIKKELSEN, D. R., REN, Y. & YUH, H. 2012b Simulation of microtearing turbulence in national spherical torus experiment. *Physics of Plasmas* **19** (5), 056119.
- HAMED, M., MURAGLIA, M., CAMENEN, Y., GARBET, X. & AGULLO, O. 2019 Impact of electric potential and magnetic drift on microtearing modes stability. *Physics of Plasmas* **26** (9), 092506.

- HARDMAN, M. R., PARRA, F. I., CHONG, C., ADKINS, T., ANASTOPOULOS-TZANIS, M. S., BARNES, M., DICKINSON, D., PARISI, J. F. & WILSON, H. 2022 Extended electron tails in electrostatic microinstabilities and the nonadiabatic response of passing electrons. *Plasma Physics and Controlled Fusion* **64** (5), 055004, arXiv: 2108.02822.
- HARDMAN, M. R., PARRA, F. I., PATEL, B. S., ROACH, C. M., RUIZ RUIZ, J., BARNES, M., DICKINSON, D., DORLAND, W., PARISI, J. F., ST-ONGE, D. & WILSON, H. 2023 New linear stability parameter to describe low- β electromagnetic microinstabilities driven by passing electrons in axisymmetric toroidal geometry. *Plasma Physics and Controlled Fusion* **65** (4), 045011, arXiv: 2208.10615.
- HASSAM, A. B. 1980 Fluid theory of tearing instabilities. *Physics of Fluids* **23** (12), 2493–2497.
- HATCH, D. R. 2010 Mode Analyses of Gyrokinetic Simulations of Plasma Microturbulence. PhD thesis, University of Wisconsin, Madison.
- HAZELTINE, R. D., DOBROTT, D. & WANG, T. S. 1975 Kinetic theory of tearing instability. *Physics of Fluids* **18** (12), 1778–1786.
- HINTON, F. L. & WONG, S. K. 1985 Neoclassical ion transport in rotating axisymmetric plasmas. *Physics of Fluids* **28** (10), 3082–3098.
- ISHIZAWA, A., MAEYAMA, S., WATANABE, T. H., SUGAMA, H. & NAKAJIMA, N. 2015 Electromagnetic gyrokinetic simulation of turbulence in torus plasmas. *Journal of Plasma Physics* **81** (2), 435810203.
- KENNEDY, D., GIACOMIN, M., CASSON, F. J., DICKINSON, D., HORNSBY, W. A., PATEL, B. S. & ROACH, C. M. 2023 Electromagnetic gyrokinetic instabilities in the Spherical Tokamak for Energy Production (STEP) part I: linear physics and sensitivity. *arXiv e-prints* p. arXiv:2307.01670, arXiv: 2307.01670.
- KRUSKAL, M. D. & KULSRUD, R. M. 1958 Equilibrium of a Magnetically Confined Plasma in a Toroid. *Physics of Fluids* **1** (4), 265–274.
- MERCIER, C. & LUC, N. 1974 Report no. eur-5127e 140. *Tech. Rep.*. Brussels.
- MILLER, R. L., CHU, M. S., GREENE, J. M., LIN-LIU, Y. R. & WALTZ, R. E. 1998 Noncircular, finite aspect ratio, local equilibrium model. *Physics of Plasmas* **5** (4), 973–978.
- PATEL, B. S., DICKINSON, D., ROACH, C. M. & WILSON, H. R. 2022 Linear gyrokinetic stability of a high β non-inductive spherical tokamak. *Nuclear Fusion* **62** (1), 016009, arXiv: 2108.11169.
- PREDEBON, I. & SATTIN, F. 2013 On the linear stability of collisionless microtearing modes. *Physics of Plasmas* **20** (4), 040701, arXiv: 1301.1601.
- TANG, W. M., CONNOR, J. W. & HASTIE, R. J. 1980 Kinetic-ballooning-mode theory in general geometry. *Nuclear Fusion* **20**, 1439–1453.
- WILSON, H., CHAPMAN, I., DENTON, T., MORRIS, W., PATEL, B., VOSS, G., WALDON, C. & TEAM, T. 2020 Step – on the pathway to fusion commercialization. In *Commercialising Fusion Energy*, chap. 8. Bristol: IOP Publishing.
- YAGYU, M. & NUMATA, R. 2023 Destabilization mechanism of the collisional microtearing mode in magnetized slab plasmas. *Plasma Physics and Controlled Fusion* **65** (6), 065003, arXiv: 2212.09283.
- ZOCCO, A., LOUREIRO, N. F., DICKINSON, D., NUMATA, R. & ROACH, C. M. 2015 Kinetic microtearing modes and reconnecting modes in strongly magnetised slab plasmas. *Plasma Physics and Controlled Fusion* **57** (6), 065008, arXiv: 1411.5604.